
OPTIMAL SURVEY DESIGN FOR PRIVATE MEAN ESTIMATION

A PREPRINT

 **Yu-Wei Chen**

Department of Statistics
Purdue University
West Lafayette, IN 47907
chen4357@purdue.edu

 **Raghu Pasupathy**

Department of Statistics
Purdue University
West Lafayette, IN 47907
pasupath@purdue.edu

 **Jordan A. Awan**

Department of Statistics
Purdue University
West Lafayette, IN 47907
jawan@purdue.edu

January 31, 2025

ABSTRACT

This work identifies the first privacy-aware stratified sampling scheme that minimizes the variance for general private mean estimation under the Laplace, Discrete Laplace (DLap) and Truncated-Uniform-Laplace (TuLap) mechanisms within the framework of differential privacy (DP). We view stratified sampling as a subsampling operation, which amplifies the privacy guarantee; however, to have the same final privacy guarantee for each group, different nominal privacy budgets need to be used depending on the subsampling rate. Ignoring the effect of DP, traditional stratified sampling strategies risk significant variance inflation. We phrase our optimal survey design as an optimization problem, where we determine the optimal subsampling sizes for each group with the goal of minimizing the variance of the resulting estimator. We establish strong convexity of the variance objective, propose an efficient algorithm to identify the integer-optimal design, and offer insights on the structure of the optimal design.

1 Introduction

Differential Privacy (DP), introduced by Dwork et al. [2006], is a popular probabilistic framework designed to protect individual privacy while preserving the utility of data. By introducing calibrated random noise into the data processing, DP ensures that outputs remain informative while reducing the risk of identifying individuals. However, this added noise introduces unique challenges for data analysis. Neglecting the effects of DP mechanisms can lead to biased and incorrect conclusions (Santos-Lozada et al., 2020; Kenny et al., 2021). To address these challenges, researchers commonly employ various inference strategies, such as Bayesian inference (Bernstein and Sheldon, 2018 & 2019; Schein et al., 2019; Kulkarni et al., 2021; Ju et al., 2022), asymptotic analysis (Gaboardi et al., 2016; Gaboardi and Rogers, 2017; Wang et al., 2018), simulation-based inference [Awan and Wang, 2024], and bootstrapping methods (Ferrando et al., 2022; Wang et al., 2022). However, there is also a growing need to integrate DP into the design of data collection schemes.

Survey sampling traditionally encompasses three components: sample selection, data collection, and estimation [Brick, 2011]. Over time, survey sampling has been evolving to incorporate new technologies [Frankel and Frankel, 1987], such as registration-based sampling [Green and Gerber, 2006], telephone sampling [Force et al., 2010], and computerization [Baker, 1998]. Differential privacy represents one of the latest advances, fostering the need to optimize data collection to balance privacy and utility.

Among survey sampling methods, stratified sampling stands out as a robust scheme that leverages auxiliary information to collect valuable samples that can minimize variance. Unlike simple random sampling (SRS), stratified sampling minimizes the risk of having bad samples by dividing the population into groups (strata) based on common characteristics [Lohr, 2021]. Neyman [1934] was the first to formalize stratified sampling, introducing an optimal allocation of samples to minimize variance across groups—a goal aligned with the principles of experimental design [Wu and Hamada, 2011].

Developing DP techniques for surveys is very important to protect individual respondents, especially when sensitive questions are asked. Furthermore, another key motivation for incorporating DP is as a technique to reduce response

bias—also known as answer bias—which often arises when individuals avoid answering sensitive or controversial questions truthfully, leading to skewed or inaccurate conclusions. Randomized response, introduced by Warner [1965], provides a mechanism for respondents to address such questions while satisfying differential privacy [Dwork et al., 2014]. Incorporating appropriate noise through DP techniques, our framework effectively balances data utility with individual privacy and can also reduce response biases.

When considering differential privacy for survey sampling, it is first important to recognize a crucial result of differential privacy under sampling which plays a key role in the formulation of our problem: When a privacy mechanism is applied to a randomly sampled subset of a population (while the sampled individuals themselves remain secret), a stronger privacy guarantee can be achieved [Kasiviswanathan et al., 2011]. This effect is referred to as the “secrecy of the sample” or privacy amplification by subsampling. Thus, in stratified sampling, where the population is divided into subpopulations, subsampling within groups can amplify privacy protection. This effect adds complexity to the optimization problem of determining the optimal survey design when integrating differential privacy into stratified sampling.

This paper is the first to consider optimizing a survey design when incorporating a differential privacy guarantee. Specifically, we develop an optimal stratified sampling scheme to minimize the estimator variance in private mean estimation under differential privacy. Holding the total sample size fixed, we search for the optimal subgroup sizes. A key challenge is that different subsampling rates for each group require different “nominal privacy budgets” in order to give the same privacy guarantee to all members of the population, which results in a complex objective function. Ignoring DP-induced variance during the design phase can cause significant inflation in estimator variance, as demonstrated in Section 5 and highlighted in the table below. Table 1 illustrates this issue by comparing the variance ratio of the naive design to the optimal design, using both Laplace and Truncated-Uniform-Laplace (TuLap) mechanisms [Awan and Slavković, 2018].

ϵ	0.1	$10^{-1/2}$	1	$10^{1/2}$	10
Laplace	1.828	2.095	2.269	2.311	1.973
TuLap	2.405	3.324	3.877	4.06	4.076

Table 1: Variance ratio on population mean

Contributions: We propose a novel framework for designing stratified sampling schemes under a hybrid local/central differential privacy regime, leveraging a design of experiment (DOE) perspective. We provide an efficient algorithm for locating the optimal integer design, which enables practitioners to conveniently implement in practice. Our approach accounts for variance from sampling as well as from the DP noise amplified by subsampling during the design phase, allocating the best subsampling sizes to minimize the variance of our final estimator.

This work is, to the best of our knowledge, the first to apply experimental design principles to data collection under differential privacy, fundamentally altering optimal stratified sampling schemes to accommodate DP considerations. Our contributions include the following:

- We identify and formulate the problem as a constrained integer-programming problem, identifying its alignment within the framework of DOE.
- We establish strong convexity for a general variance objective, covering important cases such as A-optimality (minimizing the trace of the covariance matrix) and population mean estimation, under three common additive DP mechanisms: Laplace, Discrete Laplace, and Truncated-Uniform-Laplace.
- For the population mean estimate, we derive closed-form continuous solutions under Discrete Laplace and Truncated-Uniform-Laplace mechanisms; additionally, we derive the optimal continuous design when using purely Laplace noise, which reveals the DP-aware design lies between the original, no-noise design and the pure Laplace noise design.
- By leveraging the strong convexity of the variance objectives, we develop a computationally efficient algorithm to locate the integer-optimal design, overcoming the intractability of exhaustive search methods.

Organization: The rest of the paper is structured as follows: Section 2 provides the necessary background on local and central differential privacy as well as privacy amplification by subsampling. Section 3 formulates the main problem, a convex-constrained minimization problem with a general variance objective. Section 4 establishes the strong convexity of the problem, a key property enabling the efficient search for the integer-optimal design. In Section 5, we illustrate variance inflation resulting from naive stratified sampling without considering DP effects and demonstrate the efficiency

of our algorithm in locating the integer-optimal design, even as the number of groups increases. Finally, Section 6 discusses the implications of our findings and potential avenues for future work.

Related Work: Although optimal survey design for private estimation remains unexplored, differentially private survey sampling has recently been studied in other contexts. Lin et al. [2024] construct confidence intervals for proportions using data collected through stratified sampling. Bun et al. [2020] examine stratified and cluster sampling, highlighting that certain sampling schemes can degrade privacy rather than enhance it and can increase privacy risks.

Sampling has also been employed as a technique to address DP-related problems. Ebadi et al. [2016] examine the impact of various sampling schemes on differential privacy, demonstrating that only Bernoulli sampling amplifies privacy protection. Joy and Gerla [2017] propose a sampling-based privacy mechanism satisfying differential privacy, while Bichsel et al. [2018] develop a correlated sampling method to detect privacy violation.

The concept of “secrecy of the sample,” proposed and formalized by Kasiviswanathan et al. [2011], highlights the role of random sampling from population in enhancing privacy guarantees while keeping the members of the dataset secret. Li et al. [2012] demonstrate that implementing k -anonymity safely after a random sampling step ensures (ϵ, δ) -DP. Cheu et al. [2019] employ “secrecy of the sample” to establish the privacy guarantee of the shuffled model, an intermediate variant between central and local models that enhances privacy by relying on a trusted curator to shuffle the locally privatized data before releasing a final private statistic. Arcolezi et al. [2021] incorporate random sampling into their solution for multivariate frequency estimation in locally differentially private (LDP) settings.

Variance minimization and estimation, as well as utility-maximization mechanisms, have been widely investigated under DP. Treating multi-agent systems as probabilistic models of environmental states parameterized by agent profiles, Wang et al. [2017] establish a lower bound on the l_1 -induced norm of the covariance matrix for minimum-variance unbiased estimators when the agents’ profiles are ϵ -DP. Li et al. [2023a] expose how output poisoning attacks can manipulate and deteriorate mean and variance estimation under local DP. Amin et al. [2019] identify a bias-variance trade-off caused by clamping in DP learning and provide careful tuning on the clamping bound. For a fixed count query, Ghosh et al. [2009] show that the geometric mechanism minimizes the expected loss for virtually all possible users while satisfying the DP constraint. Similarly, for a single real-valued query function, Geng and Viswanath [2015] demonstrate that the staircase mechanism can minimize ℓ_1 and ℓ_2 costs under specific parameter settings.

2 Background

We introduce the necessary background of local and central differential privacy and relevant subsampling results.

Differential privacy can be ensured from two perspectives: local DP and central DP. Both approaches achieve privacy guarantees by employing randomized mechanisms that perturb sensitive data or statistics and produce their privatized outputs. Local DP offers stronger privacy protection by privatizing individual data, ensuring that sensitive information remains unknown to anyone, thereby shielding individuals from both internal and external threats. However, this comes at the cost of reduced data utility. In contrast, central DP relies on trusted data curators to collect sensitive data and subsequently release a privatized summary, protecting individual only from external adversaries.

Definition 1 (Local Differential Privacy: Duchi et al. [2013]). Let \mathcal{X} be the set of possible contributions of an individual. A randomized privacy mechanism M provides local ϵ -differential privacy, if for any two data points $x, x' \in \mathcal{X}$ and for any measurable set $S \subseteq \text{Range}(M)$.

$$\Pr[M(x) \in S] \leq e^\epsilon \Pr[M(x') \in S].$$

To safeguard individual privacy through added noise, the amount of noise must be carefully quantified, with sensitivity playing a pivotal role in this process. Greater data dispersion increases sensitivity, which in turn requires scaling up the noise in the privacy mechanism.

Definition 2 (Sensitivity). Let $f : \mathcal{X} \rightarrow \mathbb{R}$ be a statistic. The sensitivity of f is $\Delta f = \max_{x, x' \in \mathcal{X}} |f(x) - f(x')|$.

In Example 1, we introduce three differentially private mechanisms to which we apply our findings throughout the paper.

Example 1. The following are three common DP mechanisms. For local ϵ -DP, given a real-valued statistic $f(x)$,

- the Laplace mechanism is $Z = f(x) + L$, where $L \sim \text{Lap}(0, s)$ with $s = \Delta f / \epsilon$.
- the Discrete Laplace mechanism (DLap) [Inusah and Kozubowski, 2006, Ghosh et al., 2009] for integer-valued data is $Z = f(x) + K$, where $K \sim P(K = k) = \frac{1-p}{1+p} p^{|k|}$ with $p = \exp\left(-\frac{\epsilon}{\Delta f}\right)$.

- the Truncated-Uniform-Laplace mechanism (TuLap) [Awan and Slavković, 2018] is $Z = f(x) + K + U$, where K is the same as in DLap and $U \sim \text{Uniform}(-\frac{1}{2}, \frac{1}{2})$. TuLap is a canonical noise distribution [Awan and Vadhan, 2023] and it is related to the Staircase distribution [Geng and Viswanath, 2015].

While local DP offers strong protection against both external adversaries as well as the data collectors themselves, it requires a large amount of noise for privatization. For example, Duchi et al. [2013] show that local DP mechanisms have inferior asymptotic variance compared to non-private estimators. On the other hand, central DP has a trusted curator, but gives the same DP guarantee to external adversaries and allows for asymptotically negligible noise to be added [Smith, 2011, Barber and Duchi, 2014].

Definition 3 (Central Differential Privacy: Dwork et al. [2006]). Let \mathcal{X}^n be the set of possible datasets with sample size n and $d_H(\cdot, \cdot)$ be the Hamming distance on $\mathcal{X}^n \times \mathcal{X}^n$, a randomized privacy mechanism M provides (central) ϵ -differential privacy, if for any two datasets $X, X' \in \mathcal{X}^n$ such that $d_H(X, X') \leq 1$, and for any measurable set $S \subseteq \text{Range}(M)$,

$$\Pr[M(X) \in S] \leq e^\epsilon \Pr[M(X') \in S].$$

Note that all local DP mechanisms are also central DP. Therefore, the following lemmas on central DP can be applied to local DP mechanisms.

Lemma 4 (Parallel Composition: McSherry [2009]). Let M_1, M_2, \dots, M_k be a set of k mechanisms, where each M_i satisfies ϵ_i -DP. Suppose these mechanisms are applied to disjoint subsets of the dataset \mathcal{X}^n , denoted as D_1, D_2, \dots, D_k , such that $\mathcal{X}^n = \bigcup_{i=1}^k D_i$. Assume that the sizes of D_i 's are public. Then, the combined mechanism $M = (M_i)_{i=1}^k$ satisfies $\max_i \epsilon_i$ -DP.

Lemma 4 states that the ultimate privacy guarantee of a set of privacy mechanisms applying to disjoint datasets only hinges on the worst among all guarantees. In stratified sampling, a set D_i represents a stratum (group).

Lemma 5 (Subsampling: Corollary 3, Dong et al., 2022; Ullman, 2017). If M is a privacy mechanism that satisfies ϵ -DP for a dataset of size n , and S_m is the subsampling operator that chooses a subset of size m from the dataset of size n uniformly at random, then $M \circ S_m$ satisfies $\log(1 - q + q \exp(\epsilon))$ -DP, where $q = m/n$.

Lemma 5 shows how subsampling creates its randomness, thereby bringing about privacy amplification. It immediately follows from Lemma 4 that if N is decomposed into k disjoint groups of size N_i for $i = 1, \dots, k$, and we want to sample subsets of size n_i from each group, uniformly at random, then the privacy guarantee for a nominal ϵ -DP mechanism M applied to the subsamples is $\log(1 - q_{\max} + q_{\max} \exp(\epsilon))$, where $q_{\max} = \max_i \frac{n_i}{N_i}$.

Finally, we recall the post-processing property of DP: If $M : \mathcal{X}^n \rightarrow \mathcal{Y}$ is an ϵ -DP mechanism and $g : \mathcal{Y} \rightarrow \mathcal{Z}$ is another mechanism, then $g \circ M : \mathcal{X}^n \rightarrow \mathcal{Z}$ satisfies ϵ -DP [Dwork et al., 2014]. This property allows us to construct customized estimators from the DP outputs, without compromising the privacy guarantee.

3 Problem Setup

In this paper, we minimize the variance of a mean estimator, which comprises data randomness and additive privacy noise centered at zero. Our method has dual privacy guarantees: a local DP guarantee from the nominal privacy loss budget against the data collector, and a central DP guarantee, boosted by subsampling, against external adversaries.

Suppose there are k groups (strata) of people D_i with size N_i , $i = 1, \dots, k$, that make up the entire population. In each group i , Y_{ij} represents the feature of the j -th individual, $j = 1, \dots, N_i$, which has mean μ_i and variance σ_i^2 with bounded support. In a local DP setting, instead of Y_{ij} , $Z_{ij} = Y_{ij} + W_{ij}$ is the privatized response one can access, where W_{ij} is the i.i.d. additive noise with mean 0 and finite variance γ^2 depending on n_i, N_i and ϵ . Since we can only draw n_i samples from group D_i with a total sample size of η , the constrained minimization problem of interest becomes

$$\arg \min \sum_{i=1}^k \frac{\alpha_i^2}{n_i} [\sigma_i^2 + \gamma^2(n_i, N_i, \epsilon)], \quad (1)$$

subject to $\sum n_i = \eta$, where n_i is searched over \mathbb{N} , α_i is weight, and η is a pre-determined total sample size.

This problem is classified as nonlinear integer programming, where both the objective and the constraint are convex; specifically, the variance objective is strongly convex (Theorem 8). As it will be addressed later using the Lagrangian, which introduces a continuous multiplier for the equality constraint, it can be generally treated as a mixed-integer programming problem [Lee and Leyffer, 2011].

We assume α_i, N_i, σ_i , ($i = 1, \dots, k$) and η are given or determined prior to subsampling. The following examples show how the α_i can be chosen to optimize for various variance objectives.

Example 2 (Population Mean Estimation). One of the most important parameters to estimate in survey sampling is the population mean. For group i , the group mean μ_i can be estimated by $\hat{\mu}_i = \frac{1}{n_i} \sum_{j=1}^{n_i} Z_{ij}$, which is an unbiased estimator of μ_i . The population mean μ can thus be unbiasedly estimated by $\hat{\mu} = \frac{\sum_{i=1}^k N_i \hat{\mu}_i}{\sum_{i=1}^k N_i}$. Then, $\text{Var}(\hat{\mu}) = \frac{1}{(\sum N_i)^2} \sum_{i=1}^k \frac{N_i^2}{n_i} [\sigma_i^2 + \gamma^2(n_i, N_i, \epsilon)]$. Thus, the constrained minimization problem is:

$$\begin{aligned} \arg \min & \sum_{i=1}^k \frac{N_i^2}{n_i} [\sigma_i^2 + \gamma^2(n_i, N_i, \epsilon)] \\ \text{s.t.} & \sum n_i = \eta, \quad n \in \mathbb{N}^k. \end{aligned} \quad (2)$$

This aligns with (1) as $\alpha_i = N_i$ for all i .

Example 3 (A-Optimal Experimental Design). Another important case is the A-optimal experimental design, where we minimize the trace of the covariance matrix subject to the constraint. Denote the covariance matrix of $(\hat{\mu}_1, \dots, \hat{\mu}_k)^\top$ as E_μ , then the A-optimal experimental design is

$$\begin{aligned} \arg \min \text{tr}(E_\mu) &= \sum_{i=1}^k \frac{1}{n_i} [\sigma_i^2 + \gamma^2(n_i, N_i, \epsilon)] \\ \text{s.t.} & \sum n_i = \eta, \quad n \in \mathbb{N}^k. \end{aligned} \quad (3)$$

This aligns with (1) as $\alpha_i = 1$ for all i .

Remark 6. There are other interesting settings that fit into this framework. For instance, one may be interested in a unit-free optimal design by setting $\alpha_i = 1/\sigma_i$.

Now, we look into the variance component from the privacy mechanism, that is, $\gamma^2(n_i, N_i, \epsilon)$ for all i , where the subsampling comes into play. Rather than using q_{\max} for all k groups as in Lemma 5, we consider $q_i = \frac{n_i}{N_i}$ such that $M_i \circ S_{n_i}$ satisfies ϵ -DP, where M_i is the privacy mechanism for group i and S_{n_i} is the subsampling operator which chooses a subset of size n_i from the group i . This ensures every person gets the same level of central DP privacy protection, regardless of their group size.

Proposition 7. If the nominal privacy budget of M_i is $\log\left(\frac{\exp(\epsilon/\Delta f) - 1 + q_i}{q_i}\right)$, then $M_i \circ S_{n_i}$ satisfies ϵ -DP.

Proposition 7 establishes the dual privacy guarantees for our mechanisms, ensuring uniform privacy protection for all individuals from public disclosure.

Example 4. Applying Proposition 7 to the three mechanisms, we have the following, where $s_i = 1/\log\left(1 + \frac{\exp(\epsilon/\Delta f) - 1}{n_i} N_i\right)$:

- The Laplace mechanism for local ϵ -DP is $Z_{ij} = Y_{ij} + s_i \cdot \text{Lap}(0, 1)$. Then, the variance objective becomes

$$\sum_{i=1}^k \frac{\alpha_i^2}{n_i} \left[\sigma_i^2 + 2 \log^{-2} \left(1 + \frac{\exp(\epsilon/\Delta f) - 1}{n_i} N_i \right) \right]. \quad (4)$$

- The Discrete Laplace mechanism for local ϵ -DP is $Z_{ij} = Y_{ij} + K_{ij}$, where $K_{ij} \sim \text{DLap}(p_i = \exp(1/s_i))$. Then, the variance objective becomes

$$\sum_{i=1}^k \frac{\alpha_i^2}{n_i} \left[\sigma_i^2 + 2 \frac{\frac{n_i}{N_i} (\exp(\epsilon/\Delta f) - 1 + \frac{n_i}{N_i})}{(\exp(\epsilon/\Delta f) - 1)^2} \right]. \quad (5)$$

- The Truncated-Uniform-Laplace mechanism for local ϵ -DP is $Z_{ij} = Y_{ij} + K_{ij} + U_{ij}$ where $K_{ij} \sim \text{DLap}(p_i = \exp(1/s_i))$. and $U_{ij} \sim \text{Uniform}(-\frac{1}{2}, \frac{1}{2})$. Then, the variance objective becomes

$$\sum_{i=1}^k \frac{\alpha_i^2}{n_i} \left[\sigma_i^2 + \frac{1}{12} + 2 \frac{\frac{n_i}{N_i} (\exp(\epsilon/\Delta f) - 1 + \frac{n_i}{N_i})}{(\exp(\epsilon/\Delta f) - 1)^2} \right]. \quad (6)$$

By using an exhaustive search, the complexity of solving (1) is $\binom{\eta-1}{k-1}$ [Ross, 1974], motivating the need for a customized optimization method.

4 Theoretical Results and Algorithm

In this section, we develop the optimal integer design which solves (1), introduced in Section 3. In Section 4.1, we discover and prove the strong convexity of the variance objectives under Laplace, DLap, and TuLap mechanisms, which enables us to precisely locate the optimal design in Section 4.3. In Section 4.2 we also derive some closed-form solutions over continuous space for some special cases.

4.1 Strong Convexity

We begin by establishing the strong convexity of our variance objectives. Strong convexity ensures a unique optimum over the reals and provides a quadratic lower bound for the objective function. These properties are leveraged in Section 4.3 to develop an efficient optimization algorithm.

Theorem 8 (Strong Convexity). Let $\alpha_i, N_i, \sigma_i,$ and η be given for all $i = 1, \dots, k$. Then, the continuous relaxations of the variance objectives (4), (5) and (6), with (n_1, \dots, n_k) replaced with $(x_1, \dots, x_k) \in \mathbb{R}_+^k$ such that $\sum x_i = \eta$, are strongly convex.

Proof Sketch. We first prove that the variance objectives are strongly convex over $(0, \eta)^k$ and then show that this property continues to hold under the convex constraint. For the DLap and TuLap mechanisms, strong convexity follows by inspection; for Laplace, strong convexity is established by change of variables and successive differentiation. \square

Strong convexity in Theorem 8 guarantees a unique solution over the reals. A straightforward approach to solving it is using Newton's method with established R packages such as `optim`, `nloptr` or `alabama`. However, solving the mixed-integer programming problem is more complex, as existing packages do not provide direct solutions. Strong convexity is key in identifying the integer-optimal design in Section 4.3. Note that neither CVX's free solvers in MatLab nor any R package support mixed-integer programming.

4.2 Closed-Form Solution for Population Mean

A closed-form continuous solution is desirable for its ease of implementation and the insights it provides into the behavior of the design. While such a solution does not exist for all α_i , intriguing results emerge when $\alpha_i = N_i$, the case of population mean estimation.

Proposition 9 (Closed-Form Solutions for Population Mean). If M_i is Discrete Laplace or TuLap and $\alpha_i = N_i$ for all i , the continuous solution of (5) and (6) under the constraint $\{(x_1, \dots, x_k) \in \mathbb{R}_+^k : \eta = \sum x_i\}$ have a closed form $x_i^* = [(\tau_i N_i) / (\sum \tau_i N_i)] \eta$, where $\tau_i^2 = \sigma_i^2$ for Discrete Laplace and $\tau_i^2 = \sigma_i^2 + \frac{1}{12}$ for TuLap (x_i^* plays the role of n_i^*).

Proof Sketch. We first formulate the Lagrangian of the constrained optimization problem. The KKT conditions give a proportional relation $x_i \propto \tau_i N_i$ for all i . Then, the constraint provides a unique solution for the x_i 's. \square

Remark 10. The solution of (5) is identical to the naive stratified sampling design, also known as the Neyman allocation [Neyman, 1934] or the optimal allocation [Kempf-Leonard, 2004], where the sample size allocated to each group is proportional to both the variability and the size of the group. In contrast, (6) has a regularization effect on its sample sizes that results in a different allocation.

As for the Laplace noise, although we were unable to derive a general closed-form solution for (4), we have an interesting finding in the case of population mean estimates, which offers insight in the interplay between the no-DP and purely DP solutions. First, we define the non-private variance as

$$\frac{1}{(\sum N_i)^2} \left\{ \sum_{i=1}^k \frac{N_i^2}{x_i} \sigma_i^2 \right\}. \quad (7)$$

Under the constraint of $C = \{x \in \mathbb{R}^k : \sum x_i = \eta\}$, the non-private variance (7) is minimized at $x_i^* = (\sigma_i N_i / \sum \sigma_i N_i) \eta$, for all i . On the other hand, we define the pure DP variance as

$$\frac{1}{(\sum N_i)^2} \left\{ \sum_{i=1}^k \frac{N_i^2}{x_i} \left[2 \log^{-2} \left(1 + \frac{\exp(\epsilon/\Delta f) - 1}{x_i/N_i} \right) \right] \right\}. \quad (8)$$

Proposition 11 (Closed-Form Solution of Purely Laplace Variance). Under the constraint of $C = \{x \in \mathbb{R}^k : \sum x_i = \eta\}$, the pure DP variance from the Laplace mechanism (8) is minimized at $x_i^* = (N_i / \sum N_i) \eta$, for all i .

Proof Sketch. In addition to the similar Lagrangian proof argument in Proposition 9, we use the result that $\varphi(y) = \frac{2}{y} \log^{-2} \left(1 + \frac{\epsilon}{y}\right)$ is strongly convex, as proved in Theorem 8, to identify the solution form. \square

Proposition 11 indicates that the sample size allocated to each group is merely proportional to the size of the group. This corresponds to the concept of the proportional allocation [Kempf-Leonard, 2004]. It is surprising that the solution is independent of ϵ as (8) can be blown up when ϵ drops. Although ϵ does not play a role in either the solution of the original variance or that of the pure DP variance, it plays a critical role in the solution of the total variance. We illustrate this phenomenon in Section 5.

4.3 Algorithm to Find the Optimal Integer Design

Since Theorem 8 only ensures the existence and uniqueness of the continuous-optimal design, in this section we use the strong convexity property to derive a small region that is guaranteed to contain the integer-optimal design. This result is leveraged in Algorithm 1 to efficiently find the integer-optimal design.

The search over integer points satisfying the convex constraint is finite, as the set of feasible integer-valued solutions, $D = \{n \in \mathbb{N}^k : \sum n_i = \eta\}$, is inherently limited. Moreover, the strong convexity of the variance objective provides a quadratic lower bound, ensuring that a certain level set of this bound must contain the integer-optimal point. This level set can be characterized in terms of Euclidean distance, with the radius determined by the smallest eigenvalue of the objective function.

Lemma 12 (Range to Search for Integer-Optimal Design). Let g_1, g_2, g_3 be the objective function from (4), (5), (6) respectively, and $C = \{x \in \mathbb{R}^k : \sum_{i=1}^k x_i = \eta, x > 0\}$ such that $x^* = \arg \min_C g_j(x)$, then

$$n^* = \arg \min_D g_j(n), \quad (9)$$

is located within $\overline{B_{x^*}(r)} = \{x : \|x - x^*\|_2 \leq r\}$ with $r = \sqrt{2(g_j(n_{\text{init.}}) - g_j(x^*))}/\lambda$ for any given $j \in \{1, 2, 3\}$, where λ is the smallest eigenvalue of the Hessian of $g_j(x^*)$ and $n_{\text{init.}} = \arg \min_E g_j(n)$ with $E = \{n \in \mathbb{N}^k : \sum n_i = \eta, \lfloor x_i^* \rfloor \leq n_i \leq \lceil x_i^* \rceil\}$.

Applying the result of Lemma 12, we propose Algorithm 1 which starts with the continuous solution, identifies a small set of candidate integer solutions, and then identifies the integer-optimal design within this smaller set.

Algorithm 1 Integer-Optimal Design

Input: x^* (the optimal continuous solution) and Hessian matrix of $g : H_g(x^*)$

for $i = 1, \dots, k - 1$ **do**

 Define $T_i = \{n_i \in \mathbb{N} : \lfloor x_i^* \rfloor \leq n_i \leq \lceil x_i^* \rceil\}$

end for

Define $T = \{(n_1, \dots, n_{k-1}, n_k) : n_k = \eta - \sum_{i=1}^{k-1} n_i, \text{ where } (n_1, \dots, n_{k-1}) \in T_1 \times \dots \times T_{k-1}\}$

Select the nearest integer design $n_{\text{init.}} = \arg \min_{n \in T} g(n)$

Calculate the smallest eigenvalue λ of $H_g(x^*)$

Calculate radius $r = \sqrt{\frac{2(g(n_{\text{init.}}) - g(x^*))}{\lambda}}$

for $i = 1, \dots, k - 1$ **do**

 Define $S_i = \{n_i \in \mathbb{N} : x_i^* \leq n_i \leq \max(x_i^* + r, \eta)\}$

end for

Define $S = \{(n_1, \dots, n_{k-1}, n_k) : n_k = \eta - \sum_{i=1}^{k-1} n_i, \text{ where } (n_1, \dots, n_{k-1}) \in S_1 \times \dots \times S_{k-1}\}$

Select the integer-optimal design $n^* = \arg \min_{n \in S} g(n)$ by an exhaustive search.

Output: n^*

Theorem 13 (Integer-Optimal Design). Algorithm 1 outputs the integer-optimal design (9).

Remark 14. Before entering the second for-loop in Algorithm 1, the practitioner may decide to check the optimality gap $[g(n_{\text{init.}}) - g(x^*)]/g(x^*)$. If the optimality gap is sufficiently small, it may be acceptable to adopt the suboptimal design $n_{\text{init.}}$. This is demonstrated in Section 5.3.

Figure 1 illustrates the big picture of Lemma 12 and Algorithm 1. The dotted blue ellipse represent a level set of the variance objective g . Our method starts from selecting the nearest integer design $n_{\text{init.}}$ and uses it to establish a ball $\overline{B_{x^*}(r)}$ that contains the integer-optimal design with radius $r = \sqrt{2(g_j(n_{\text{init.}}) - g_j(x^*))}/\lambda$. Then, the solid green cube represents the valid and possible designs for the integer-optimal design, which can potentially be farther from the initial nearest integer design and might not be unique.

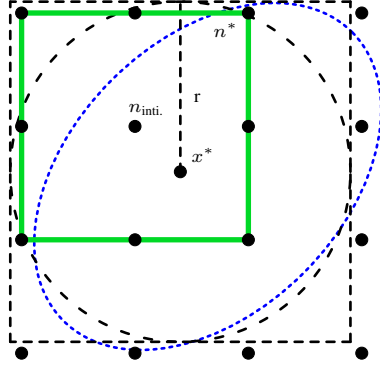


Figure 1: Illustration of Algorithm 1: level set (dotted blue), $\overline{B_{x^*}(r)}$ and its enclosing cube (dashed black), feasible region induced from r (thick green), integer points (black)

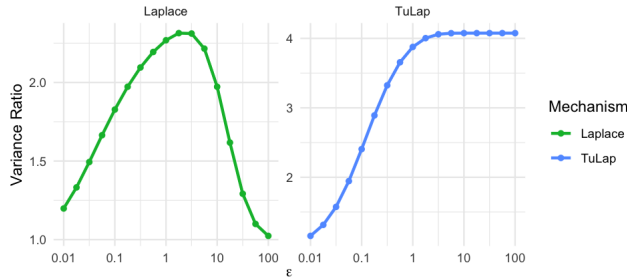


Figure 2: Variance Ratio on population mean

Remark 15. Strong convexity of the variance objective plays a key role in identifying the optimal design. While an exhaustive grid search has $\binom{\eta-1}{k-1}$ different combinations, scaling $O(\eta^{k-1})$ when k is fixed, Algorithm 1 reduces η to $2r$, resulting in a much lower complexity of $O((2r)^{k-1})$. We show in Section 5 that r is relatively small.

5 Simulation

We numerically illustrate our method through simulation studies. Section 5.1 compares compares variances between naive and DP-aware stratified sampling. Section 5.2 explores the interplay between the non-private and purely DP designs. Section 5.3 showcases the computational efficiency of our algorithm. The input of Algorithm 1, x^* , is obtained by package `nloptr` and `alabama` in R. All computations, including runtime, were conducted on a single-core cluster.

5.1 Suboptimality of Naive Stratified Subsampling

As shown in Table 1, stratified sampling under our DP framework requires a tailored design to minimize the variance objective. Both private mean estimation and private A-optimal estimation face variance inflation under specific privacy mechanisms.

In this simulation, there are 4 groups with population sizes $N = (7000, 8000, 9000, 10000)$ and variance $\sigma^2 = (0.08, 0.08^2, 0.08^3, 0.08^4)$ and a total sample size $\eta = 200$. We plot the variance ratio from a naive subsampling scheme to that of the integer-optimal design while varying ϵ from 0.01 to 100.

For the population mean case, Figure 2 illustrates that, under the Laplace mechanism, the naive subsampling variance can be up to 2.5 times larger than the optimal design variance within $1 < \epsilon < 10$. Under TuLap, the variance ratio can reach as high as 4. Note that DLap gives the same design for population mean.

For the A-optimal case, it reveals a similar trend for the Laplace and TuLap mechanisms as observed in the population mean case (See appendix).

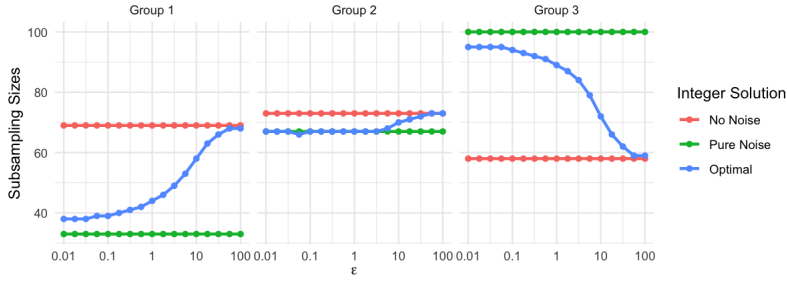
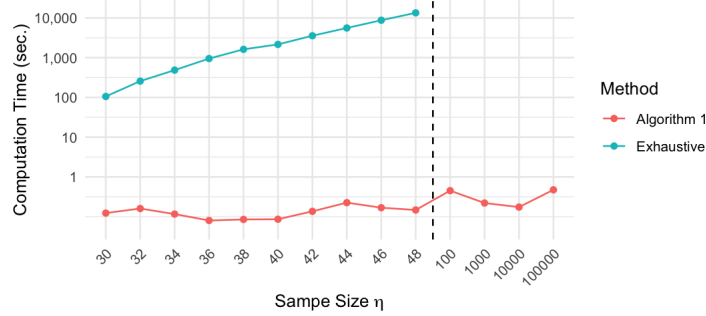
Figure 3: Optimal, no-noise, and pure-noise designs as ϵ varies.

Figure 4: Computation time comparison

5.2 Interplay between No-noise and Purely Laplace Noise Optimal Designs

In Section 4.2, while a closed-form solution for private mean estimation under the Laplace mechanism is unavailable, the optimal design tends to fall between the no-noise and pure-Laplace noise designs.

In our simulation, there are 3 groups with population sizes $N = (1000, 2000, 3000)$, $\sigma^2 = (0.08, 0.08^{1.5}, 0.08^2)$, $\epsilon = 1$ and a total sample size $\eta = 200$. We use the setting of the population mean with Laplace noise. Figure 3 demonstrates that the integer-optimal design largely interpolates between the no-noise and pure-noise designs. As privacy protection strengthens, the design shifts closer to the pure-noise configuration; conversely, with weaker privacy protection the optimal design more closely aligns with the Neyman allocation.

5.3 Computation Efficiency of Algorithm 1

Our problem is formulated as a mixed-integer programming task, which lacks an off-the-shelf solution method, particularly in R. While exhaustive search becomes infeasible as either the total sample size η or the number of groups k increases, our algorithm proves to be relatively efficient for practical implementation. Although it struggles with scenarios involving large k , it remains highly efficient for substantial η values—up to 100,000 and more—when k is kept at a reasonable scale.

In this simulation, there are 10 groups with $N = (N_1, N_2, \dots, N_{10}) = (20000, 19000, \dots, 11000)$ and $\sigma^2 = (\sigma_1^2, \sigma_2^2, \dots, \sigma_{10}^2) = (0.08^{1.1}, 0.08^{1.2}, \dots, 0.08^2)$ and $\epsilon = 1$. We measure the computation time for an exhaustive search and for our proposed algorithm as the total sample size η increases from 30 to 48, using the population mean case with Laplace noise. Figure 4 demonstrates that the exhaustive search exhibits exponential growth in computation time, whereas Algorithm 1 effectively mitigates this growth. In fact, we see that Algorithm 1 can effectively find the optimal solution with sample sizes up to 10^5 in less time than an exhaustive search takes for $\eta = 30$.

We consider k groups with $N = (N_1, N_2, \dots, N_k) = (10000 + 1000 \cdot k, 10000 + 900 \cdot k, \dots, 11000)$ and $\sigma^2 = (\sigma_1^2, \sigma_2^2, \dots, \sigma_k^2) = (0.08^{1.1}, 0.08^{1.2}, \dots, 0.08^{1+k/10})$ and $\epsilon = 1$. We implement our full algorithm from $k = 2$ to 12, locating the optimal design n^* , and that of the first part of our algorithm from $k = 14$ to 26, locating the nearest integer design n_{init} .

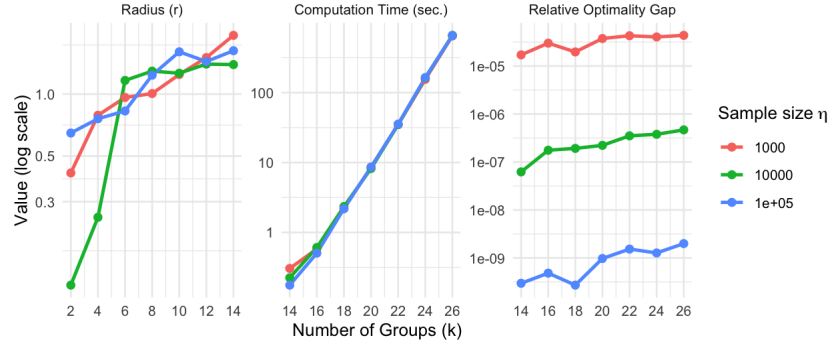


Figure 5: Curse of dimensionality in number of groups

If $r > 1$, then as k increases the computation time exhibits exponential growth, which becomes large especially when $k \geq 14$. In practice, if $r > 1.5$ and k is large, we recommend identifying the nearest integer design n_{init} , corresponding to the first half of the algorithm. In this simulation, it maintains an optimality gap of less than 10^{-4} from the continuous-optimal design x^* . Notably, locating the continuous-optimal design is independent of Algorithm 1 and requires less than 1 second for any k in the simulation.

6 Discussion

We proposed a new framework for integrating differential privacy (DP) into stratified sampling, aiming to achieve two main goals: minimizing the total variance and protecting individual privacy. A significant contribution of our work is the inclusion of privacy considerations in the data collection design. While traditional stratified sampling focuses on minimizing variance assuming non-private data, our approach takes into account the noise introduced by privacy mechanisms as well as the privacy amplification by subsampling, ensuring more reliable results under privacy constraints.

Our framework is fairly flexible, as it works with three common DP mechanisms: Laplace, Discrete Laplace, and Truncated-Uniform-Laplace. Furthermore, the strong convexity of the variance objective ensures that the optimization problem is well-defined, which leads to solid theoretical results. We also addressed the computational challenges of exhaustive search methods by developing an efficient algorithm for finding the optimal integer design.

However, there are some limitations to our framework. We assume prior knowledge of population variances across groups. In practice, a pilot study is commonly conducted, where a small portion of pilot samples are drawn from each group to estimate group sample variances. The fixed sample size constraint, while reasonable, may be too strict or not account for more complex scenarios (e.g. chance constraints). Additionally, our algorithm may be inefficient when the search radius r is large. Exploring alternative methods for finding the integer-optimal design could improve efficiency; for example Gurobi, MOSEK, and Julia’s Pajarito all have generic mixed-integer programming packages. Lastly, our analysis is limited to ϵ -DP and the Laplace, DLap, and TuLap mechanisms. Future work could extend our results to other mechanisms and privacy frameworks, such as the Staircase mechanism Geng and Viswanath [2015], Gaussian mechanism, or general canonical noise distributions Awan and Vadhan [2023] as well as the ρ -zCDP [Bun and Steinke, 2016], μ -GDP, and f -DP frameworks [Dong et al., 2022].

We also suggest several promising directions for future research. Incorporating the double privacy amplification effect of subsampling and shuffling [Li et al., 2023b] could enhance privacy guarantees, while resulting in a more complex optimization problem. Another option is to apply our framework to a fully central DP context, assuming the presence of a trusted data curator, which would also give a different variance objective. Finally, extending the framework to accommodate more complex sampling designs, such as multi-stage or adaptive sampling, would broaden its applicability to diverse survey scenarios. These potential advancements would further solidify the role of DP-aware stratified sampling in privacy-preserving data collection.

References

Kareem Amin, Alex Kulesza, Andres Munoz, and Sergei Vassilvtiskii. Bounding user contributions: A bias-variance trade-off in differential privacy. In *International Conference on Machine Learning*, pages 263–271. PMLR, 2019.

- Héber H. Arcolezi, Jean-François Couchot, Bechara Al Bouna, and Xiaokui Xiao. Random sampling plus fake data: Multidimensional frequency estimates with local differential privacy. In *Proceedings of the 30th ACM International Conference on Information & Knowledge Management, CIKM '21*, page 47–57, New York, NY, USA, 2021. Association for Computing Machinery. ISBN 9781450384469. doi:10.1145/3459637.3482467.
- Jordan Awan and Aleksandra Slavković. Differentially private uniformly most powerful tests for binomial data. In *Advances in Neural Information Processing Systems*, volume 31. Curran Associates, Inc., 2018.
- Jordan Awan and Salil Vadhan. Canonical noise distributions and private hypothesis tests. *The Annals of Statistics*, 51(2):547–572, 2023.
- Jordan Awan and Zhanyu Wang. Simulation-based, finite-sample inference for privatized data. *Journal of the American Statistical Association*, pages 1–27, 2024.
- Reginald P Baker. *Computer Assisted Survey Information Collection*, volume 66. John Wiley & Sons, 1998.
- Rina Foygel Barber and John C Duchi. Privacy and statistical risk: Formalisms and minimax bounds. *arXiv preprint arXiv:1412.4451*, 2014.
- Garrett Bernstein and Daniel R Sheldon. Differentially private Bayesian inference for exponential families. In S. Bengio, H. Wallach, H. Larochelle, K. Grauman, N. Cesa-Bianchi, and R. Garnett, editors, *Advances in Neural Information Processing Systems*, volume 31. Curran Associates, Inc., 2018.
- Garrett Bernstein and Daniel R Sheldon. Differentially private Bayesian linear regression. *Advances in Neural Information Processing Systems*, 32, 2019.
- Benjamin Bichsel, Timon Gehr, Dana Drachler-Cohen, Petar Tsankov, and Martin Vechev. Dp-finder: Finding differential privacy violations by sampling and optimization. In *Proceedings of the 2018 ACM SIGSAC Conference on Computer and Communications Security, CCS '18*, page 508–524, New York, NY, USA, 2018. Association for Computing Machinery. ISBN 9781450356930. doi:10.1145/3243734.3243863.
- J. M. Brick. The future of survey sampling. *The Public Opinion Quarterly*, 75:872–888, 2011.
- Mark Bun and Thomas Steinke. Concentrated differential privacy: Simplifications, extensions, and lower bounds. In *Theory of Cryptography Conference*, pages 635–658. Springer, 2016.
- Mark Bun, Jörg Drechsler, Marco Gaboardi, Audra McMillan, and Jayshree Sarathy. Controlling privacy loss in sampling schemes: An analysis of stratified and cluster sampling. *arXiv preprint arXiv:2007.12674*, 2020.
- Albert Cheu, Adam Smith, Jonathan Ullman, David Zeber, and Maxim Zhilyaev. Distributed differential privacy via shuffling. In *Advances in Cryptology—EUROCRYPT 2019: 38th Annual International Conference on the Theory and Applications of Cryptographic Techniques, Darmstadt, Germany, May 19–23, 2019, Proceedings, Part I 38*, pages 375–403. Springer, 2019.
- Jinshuo Dong, Aaron Roth, and Weijie J Su. Gaussian differential privacy. *Journal of the Royal Statistical Society Series B: Statistical Methodology*, 84(1):3–37, 2022.
- John C Duchi, Michael I Jordan, and Martin J Wainwright. Local privacy and statistical minimax rates. In *2013 IEEE 54th Annual Symposium on Foundations of Computer Science*, pages 429–438. IEEE, 2013.
- Cynthia Dwork, Frank McSherry, Kobbi Nissim, and Adam Smith. Calibrating noise to sensitivity in private data analysis. *Theory of Cryptography*, Vol. 3876:265–284, 01 2006. doi:10.1007/11681878_14.
- Cynthia Dwork, Aaron Roth, et al. The algorithmic foundations of differential privacy. *Foundations and Trends® in Theoretical Computer Science*, 9(3–4):211–407, 2014.
- Hamid Ebadi, Thibaud Antignac, and David Sands. Sampling and partitioning for differential privacy. In *2016 14th Annual Conference on Privacy, Security and Trust (PST)*, pages 664–673, 2016. doi:10.1109/PST.2016.7906954.
- Cecilia Ferrando, Shufan Wang, and Daniel Sheldon. Parametric bootstrap for differentially private confidence intervals. In *International Conference on Artificial Intelligence and Statistics*, pages 1598–1618. PMLR, 2022.
- AAPOR Cell Phone Task Force et al. New considerations for survey researchers when planning and conducting rdd telephone surveys in the us with respondents reached via cell phone numbers. *Deerfield, IL: American Association for Public Opinion Research*, 2010.
- Martin R Frankel and Lester R Frankel. Fifty years of survey sampling in the United States. *The Public Opinion Quarterly*, 51:S127–S138, 1987.
- Marco Gaboardi and Ryan Rogers. Local private hypothesis testing: Chi-square tests. *arXiv preprint arXiv:1709.07155*, 2017.

- Marco Gaboardi, Hyun Lim, Ryan Rogers, and Salil Vadhan. Differentially private chi-squared hypothesis testing: Goodness of fit and independence testing. In *International Conference on Machine Learning*, pages 2111–2120. PMLR, 2016.
- Quan Geng and Pramod Viswanath. The optimal noise-adding mechanism in differential privacy. *IEEE Transactions on Information Theory*, 62(2):925–951, 2015.
- Arpita Ghosh, Tim Roughgarden, and Mukund Sundararajan. Universally utility-maximizing privacy mechanisms. In *Proceedings of the Forty-First Annual ACM Symposium on Theory of Computing*, STOC '09, page 351–360, New York, NY, USA, 2009. Association for Computing Machinery. ISBN 9781605585062. doi:10.1145/1536414.1536464.
- Donald P Green and Alan S Gerber. Can registration-based sampling improve the accuracy of midterm election forecasts? *Public Opinion Quarterly*, 70(2):197–223, 2006.
- Seidu Inusah and Tomasz J. Kozubowski. A discrete analogue of the Laplace distribution. *Journal of Statistical Planning and Inference*, 136(3):1090–1102, March 2006. ISSN 03783758. doi:10.1016/j.jspi.2004.08.014.
- Josh Joy and Mario Gerla. Differential privacy by sampling. *arXiv preprint arXiv:1708.01884*, 2017.
- Nianqiao Ju, Jordan Awan, Ruobin Gong, and Vinayak Rao. Data augmentation MCMC for Bayesian inference from privatized data. *Advances in neural information processing systems*, 35:12732–12743, 2022.
- Shiva Prasad Kasiviswanathan, Homin K Lee, Kobbi Nissim, Sofya Raskhodnikova, and Adam Smith. What can we learn privately? *SIAM Journal on Computing*, 40(3):793–826, 2011.
- Kimberly Kempf-Leonard. *Encyclopedia of Social Measurement*. Elsevier Science, 2004.
- Christopher T. Kenny, Shiro Kuriwaki, Cory McCartan, Evan T. R. Rosenman, Tyler Simko, and Kosuke Imai. The use of differential privacy for census data and its impact on redistricting: The case of the 2020 u.s. census. *Science Advances*, 7(41):eabk3283, 2021. doi:10.1126/sciadv.abk3283.
- Tejas Kulkarni, Joonas Jälkö, Antti Koskela, Samuel Kaski, and Antti Honkela. Differentially private Bayesian inference for generalized linear models. In *International Conference on Machine Learning*, pages 5838–5849. PMLR, 2021.
- Jon Lee and Sven Leyffer. *Mixed Integer Nonlinear Programming*, volume 154. Springer Science & Business Media, 2011.
- Ninghui Li, Wahbeh Qardaji, and Dong Su. On sampling, anonymization, and differential privacy or, k-anonymization meets differential privacy. In *Proceedings of the 7th ACM Symposium on Information, Computer and Communications Security*, pages 32–33, 2012.
- Xiaoguang Li, Ninghui Li, Wenhai Sun, Neil Zhenqiang Gong, and Hui Li. Fine-grained poisoning attack to local differential privacy protocols for mean and variance estimation. In *32nd USENIX Security Symposium (USENIX Security 23)*, pages 1739–1756, 2023a.
- Xiaoyu Li, Yang Cao, and Masatoshi Yoshikawa. Locally private streaming data release with shuffling and subsampling. In *2023 IEEE 39th International Conference on Data Engineering Workshops (ICDEW)*, page 125–131, April 2023b. doi:10.1109/ICDEW58674.2023.00026.
- Shurong Lin, Mark Bun, Marco Gaboardi, Eric D Kolaczyk, and Adam Smith. Differentially private confidence intervals for proportions under stratified random sampling. *Electronic Journal of Statistics*, 18(1):1455–1494, 2024.
- Sharon L Lohr. *Sampling: Design and Analysis*. Chapman and Hall/CRC, 2021.
- Frank D McSherry. Privacy integrated queries: an extensible platform for privacy-preserving data analysis. In *Proceedings of the 2009 ACM SIGMOD International Conference on Management of data*, pages 19–30, 2009.
- J Neyman. On the two different aspects of the representative method. *Journal of the Royal Statistical Society Series A*, 97:558–606, 1934.
- S.M. Ross. *A First Course in Probability*. Pearson Prentice Hall, 1974. ISBN 978-0-13-603313-4.
- Alexis R. Santos-Lozada, Jeffrey T. Howard, and Ashton M. Verdery. How differential privacy will affect our understanding of health disparities in the United States. *Proceedings of the National Academy of Sciences*, 117(24):13405–13412, 2020. doi:10.1073/pnas.2003714117.
- Aaron Schein, Zhiwei Steven Wu, Alexandra Schofield, Mingyuan Zhou, and Hanna Wallach. Locally private Bayesian inference for count models. In *International Conference on Machine Learning*, pages 5638–5648. PMLR, 2019.
- Adam Smith. Privacy-preserving statistical estimation with optimal convergence rates. In *Proceedings of the Forty-Third Annual ACM Symposium on Theory of Computing*, STOC '11, page 813–822, New York, NY, USA, 2011. Association for Computing Machinery. ISBN 9781450306911. doi:10.1145/1993636.1993743.
- Jonathan Ullman. Cs7880: Rigorous approaches to data privacy, spring 2017, 2017.

- Yu Wang, Sayan Mitra, and Geir E Dullerud. Differential privacy and minimum-variance unbiased estimation in multi-agent control systems. *IFAC-PapersOnLine*, 50(1):9521–9526, 2017.
- Yue Wang, Daniel Kifer, Jaewoo Lee, and Vishesh Karwa. Statistical approximating distributions under differential privacy. *Journal of Privacy and Confidentiality*, 8(1), 2018.
- Zhanyu Wang, Guang Cheng, and Jordan Awan. Differentially private bootstrap: New privacy analysis and inference strategies. *arXiv preprint arXiv:2210.06140*, 2022.
- Stanley L. Warner. Randomized response: A survey technique for eliminating evasive answer bias. *Journal of the American Statistical Association*, 60(309):63–69, 1965. ISSN 01621459, 1537274X.
- CF Jeff Wu and Michael S Hamada. *Experiments: Planning, Analysis, and Optimization*. John Wiley & Sons, 2011.

A Proofs and Technical Details

Lemma 16. For all $y > 0$,

$$\left(\left(1 + \frac{1}{y} \right) \log(1 + y) - 2 \right)^2 - 1 + \log(1 + y) > 0. \quad (10)$$

Proof. First, since we focus on the positive real line ($y > 0$), we can do change of variable by letting $y = e^x - 1$ with domain $x > 0$, then (10) becomes

$$\left(\frac{xe^x}{e^x - 1} - 2 \right)^2 - 1 + x.$$

We can multiply through by $(e^x - 1)^2$ to give us the equivalent of problem of establishing that $h(x) > 0$, where

$$h(x) := (xe^x - 2e^x + 2)^2 + (x - 1)(e^x - 1)^2.$$

To analyze $h(x)$, we compute its derivatives up to the third order:

$$\begin{aligned} \frac{dh(x)}{dx} &= e^{2x} (2x^2 - 4x + 3) + 2e^x (x - 2) + 1, \\ \frac{d^2h(x)}{dx^2} &= 2e^x (e^x (2x^2 - 2x + 1) + x - 1), \\ \frac{d^3h(x)}{dx^3} &= 2xe^x (4xe^x + 1). \end{aligned}$$

We begin by noting that $\frac{d^3h(x)}{dx^3} > 0$ for all $x > 0$, which implies that $\frac{d^2h(x)}{dx^2}$ is increasing. Since $\frac{d^2h(x)}{dx^2}|_{x=0} = 0$, it follows that $\frac{d^2h(x)}{dx^2} > 0$ for all $x > 0$. By the same argument, knowing that $\frac{dh(x)}{dx}|_{x=0} = 0$, we conclude that $\frac{dh}{dx} > 0$ for all $x > 0$. Finally, since $h(0) = 0$, we establish that $h(x) > 0$ for all $x > 0$. \square

Theorem 8 (Strong Convexity). Let α_i , N_i , σ_i , and η be given for all $i = 1, \dots, k$. Then, the continuous relaxations of the variance objectives (4), (5) and (6), with (n_1, \dots, n_k) replaced with $(x_1, \dots, x_k) \in \mathbb{R}_+^k$ such that $\sum x_i = \eta$, are strongly convex.

Proof. Since we intend to prove that the variance objective is strongly convex on the reals, we substitute $x \in \mathbb{R}_+$ for n in the proof for distinction. We will first prove that the variance objective is strongly convex as a function of x (without the constraint $\sum x_i = \eta$) and then verify that they remain strongly convex under the constraint of $\sum_{i=1}^k x_i = \eta$.

Let $g_1(n) = (4)$. The Hessian matrix H_f is a diagonal matrix with diagonal entry $(H_{g_1})_{ii}$ as follows:

$$\frac{\partial^2 g_1}{\partial x_i^2}(x_1, \dots, x_k) = 2\alpha_i^2 \left[\frac{\sigma_i^2}{x_i^3} + \frac{(x_i + c_i)^2 \log^2(1 + \frac{c_i}{x_i}) - c_i(4x_i + 3c_i) \log(1 + \frac{c_i}{x_i}) + 3c_i^2}{x_i^3(x_i + c_i)^2 \log^4(1 + \frac{c_i}{x_i})} \right], \quad (11)$$

which is positive for $x_i \in (0, \eta)$ for all $i = 1, \dots, k$, where $c_i = (\exp(\epsilon/\Delta f) - 1)N_i$. This is because the first term and the denominator of the second term of (11) are clearly positive for all $x_i \in (0, \eta)$ and hence it remains to check the numerator of the second term; by letting $y_i = \frac{c_i}{x_i}$ and completing the squares, we have

$$\begin{aligned} & (x_i + c_i)^2 \log^2(1 + \frac{c_i}{x_i}) - c_i(4x_i + 3c_i) \log(1 + \frac{c_i}{x_i}) + 3c_i^2 \\ &= (\frac{c_i}{y_i} + c_i)^2 \log^2(1 + y_i) - c_i(4\frac{c_i}{y_i} + 3c_i) \log(1 + y_i) + 3c_i^2 \\ &= c_i^2 \left[\left(1 + \frac{1}{y_i} \right)^2 \log^2(1 + y_i) - \left(3 + \frac{4}{y_i} \right) \log(1 + y_i) + 3 \right] \\ &= c_i^2 \left[\left(\left(1 + \frac{1}{y_i} \right) \log(1 + y_i) - 2 \right)^2 - 1 + \log(1 + y_i) \right] \\ &> 0 \quad (\text{Lemma 16}). \end{aligned}$$

Similarly, let $g_2(n) = (5)$ and $g_3(n) = (6)$. The Hessian matrix H_{g_2} is a diagonal matrix with diagonal entry $(H_{g_2})_{ii} = 2\alpha_i^2 \left(\frac{\sigma_i^2}{x_i^3} \right)$ and the Hessian matrix H_{g_3} is a diagonal matrix with diagonal entry $(H_{g_3})_{ii} = 2\alpha_i^2 \left(\frac{\sigma_i^2 + \frac{1}{12}}{x_i^3} \right)$, which are both positive for $x_i \in (0, \eta)$ for all $i = 1, \dots, k$.

Since g_j is strongly convex with respect to $(x_1, \dots, x_{k-1}, x_k)$ for $j = 1, 2, 3$, it remains to show that they are strongly convex under the constraint $\eta = \sum_{i=1}^k x_i$. Let $P = \{(x_1, \dots, x_k) : \eta = \sum x_i\}$ and $a, b \in P$. For $t \in (0, 1)$, $g_j(ta + (1-t)b) < tg_j(a) + (1-t)g_j(b)$ because $a, b \in \text{dom}(g_j)$; meanwhile, $ta + (1-t)b \in P$ due to the convexity of the constrained subspace. The conclusion follows. \square

Proposition 9 (Closed-Form Solutions for Population Mean). If M_i is Discrete Laplace or TuLap and $\alpha_i = N_i$ for all i , the continuous solution of (5) and (6) under the constraint $\{(x_1, \dots, x_k) \in \mathbb{R}_+^k : \eta = \sum x_i\}$ have a closed form $x_i^* = [(\tau_i N_i) / (\sum \tau_i N_i)] \eta$, where $\tau_i^2 = \sigma_i^2$ for Discrete Laplace and $\tau_i^2 = \sigma_i^2 + \frac{1}{12}$ for TuLap (x_i^* plays the role of n_i^*).

Proof. Consider

$$\begin{aligned} \min & \frac{1}{(\sum N_i)^2} \left\{ \sum_{i=1}^k \left[\frac{N_i^2}{x_i} \tau_i^2 + 2 \frac{x_i + (\exp(\epsilon/\Delta f) - 1)N_i}{(\exp(\epsilon/\Delta f) - 1)^2} \right] \right\} \\ \text{s.t.} & \sum x_i = \eta. \end{aligned}$$

We can write its Lagrangian as

$$L(x, \nu) = \frac{1}{(\sum N_i)^2} \left\{ \sum_{i=1}^k \left[\frac{N_i^2}{x_i} \tau_i^2 + 2 \frac{x_i + (\exp(\epsilon/\Delta f) - 1)N_i}{(\exp(\epsilon/\Delta f) - 1)^2} \right] \right\} + \nu (\sum x_i - \eta).$$

The KKT condition implies that for all $1 \leq i \leq k$,

$$\begin{cases} \frac{\partial L}{\partial x_i} = \frac{1}{(\sum N_i)^2} \left[\frac{-N_i^2}{x_i^2} \tau_i^2 + \frac{2}{(\exp(\epsilon/\Delta f) - 1)^2} \right] + \nu = 0 \\ \frac{\partial L}{\partial \nu} = \sum x_i - \eta = 0. \end{cases}$$

Then, $\nu (\sum N_i)^2 + \frac{2}{(\exp(\epsilon/\Delta f) - 1)^2} = \frac{N_i^2}{x_i^2} \tau_i^2$ implies $x_i \propto \tau_i N_i$, as the LHS of the equation is constant for all i . Therefore,

$$x_i^* = \frac{\tau_i N_i}{\sum \tau_i N_i} \eta,$$

where $\tau_i^2 = \sigma_i^2$ for Discrete Laplace and $\tau_i^2 = \sigma_i^2 + \frac{1}{12}$ for TuLap. \square

Proposition 11 (Closed-Form Solution of Purely Laplace Variance). Under the constraint of $C = \{x \in \mathbb{R}^k : \sum x_i = \eta\}$, the pure DP variance from the Laplace mechanism (8) is minimized at $x_i^* = (N_i / \sum N_i) \eta$, for all i .

Proof. We can express the problem as an equality-constrained minimization problem

$$\begin{aligned} \min & \frac{\sum N_i \varphi\left(\frac{x_i}{N_i}\right)}{(\sum N_i)^2} \\ \text{s.t.} & \sum x_i = \eta, \end{aligned}$$

where, with $c = \exp(\epsilon/\Delta f) - 1$, $\varphi(y) = \frac{2}{y} \log^{-2}\left(1 + \frac{c}{y}\right)$ is strongly convex w.r.t. y . Its Lagrangian is

$$L(x, \nu) = \frac{\sum N_i \varphi\left(\frac{x_i}{N_i}\right)}{(\sum N_i)^2} + \nu (\sum x_i - \eta).$$

The KKT condition implies that for all $1 \leq i \leq k$

$$\begin{cases} \frac{\partial L}{\partial x_i} = \frac{\varphi'\left(\frac{x_i}{N_i}\right)}{(\sum N_i)^2} + \nu = 0 \\ \frac{\partial L}{\partial \nu} = \sum x_i - \eta = 0. \end{cases}$$

Thus, $-\nu \sum N_i = \varphi'(\frac{x_1}{N_1}) = \dots = \varphi'(\frac{x_k}{N_k})$. Note that φ is strongly convex if and only if φ' is strictly increasing, which implies $\frac{x_1}{N_1} = \frac{x_2}{N_2} = \dots = \frac{x_k}{N_k}$ is a sufficient and necessary condition for the system of equations to hold. Now, since $\sum x_i = \eta$ and $x_i \propto N_i$ (i.e. $x_i = bN_i$ for some $b \in \mathbb{R}$), $\sum x_i = b \sum N_i = \eta$ and hence $b = \frac{\eta}{\sum N_i}$, which gives

$$\begin{cases} x_i^* = \frac{\eta}{\sum N_i} N_i \text{ for all } i, \\ \nu^* = \frac{-1}{(\sum N_i)^2} \varphi'(\frac{\eta}{\sum N_i}). \end{cases}$$

□

B Supplementary Graph for Simulations

For A-optimal cases, illustrated in Figure 6, the naive subsampling variance under the Laplace mechanism can be up to 1.8 times larger than the optimal design variance within the range $1 < \epsilon < 10$. For the TuLap mechanism, a noticeable jump in the variance ratio occurs around $\epsilon = 10$, driven by the variance of the Unif(0, 1) component. Similarly, the DLap mechanism follows a trend comparable to TuLap but demonstrates the smallest variance ratio gap between the naive subsampling scheme and the optimal integer design. This behavior aligns with the population mean scenario, where the ratio remains constant at 1.

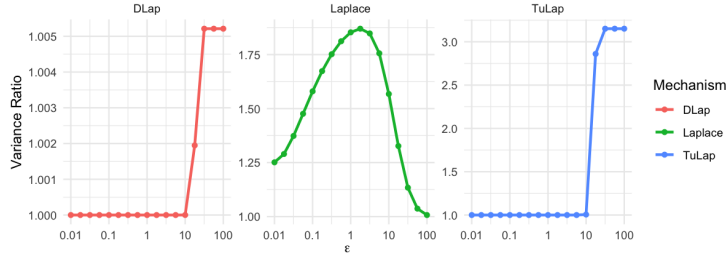


Figure 6: Variance Ratio for A-Optimal Design