

MPC4RL - A Software Package for Reinforcement Learning based on Model Predictive Control

Dirk Reinhardt¹, Katrin Baumgärtner², Jonathan Frey², Moritz Diehl², Sebastien Gros¹

Abstract—In this paper, we present an early software integrating Reinforcement Learning (RL) with Model Predictive Control (MPC). Our aim is to make recent theoretical contributions from the literature more accessible to both the RL and MPC communities. We combine standard software tools developed by the RL community, such as `Gymnasium`, `stable-baselines3`, or `CleanRL` with the `acados` toolbox, a widely-used software package for efficient MPC algorithms. Our core contribution is `MPC4RL`, an open-source Python package that supports learning-enhanced MPC schemes for existing `acados` implementations. The package is designed to be modular, extensible, and user-friendly, facilitating the tuning of MPC algorithms for a broad range of control problems. It is available on GitHub.

Index Terms—Optimal Control; Reinforcement Learning; Learning; Software; Model Predictive Control; Economic Model Predictive Control

I. INTRODUCTION

A. Motivation and Background

Model Predictive Control (MPC) has emerged as a pivotal technology in both industrial and academic spheres, known for its ability to handle complex control problems under constraints. Economic Model Predictive Control (EMPC) [1] further enhances this by incorporating economic performance directly into the control objective, making it highly relevant in any system where economic objectives naturally occur, e.g. resource allocation problems, energy-saving technologies or process industries. In parallel, Reinforcement Learning (RL) has seen a surge in interest due to its potential in learning optimal control policies through interaction with the environment. The fusion of MPC and RL (among other Machine Learning (ML) tools) is a rapidly evolving topic, promising enhanced performance in varying, stochastic, and complex environments [2], [3].

Despite the theoretical advancements and the growing body of academic literature in this area, there remains a noticeable gap in the provision of open-source software tools for RL based on MPC. We aim at closing this gap with a software package `MPC4RL` which is part of `leap-c`.

¹ Department of Engineering Cybernetics, Norwegian University of Science and Technology, 7034 Trondheim, Norway

² Department of Microsystems Engineering, University Freiburg, 79110 Freiburg, Germany

This research was supported by NFR via SARLEM (project 300172), and by DFG via Research Unit FOR 2401, project 424107692, 504452366 (SPP 2364), and 525018088, by BMWK via 03EI4057A and 03EN3054B, and by the EU via ELO-X 953348 (Corresponding author's e-mail: dirk.p.reinhardt@ntnu.no).

Open-source software is necessary for reproducibility and transparency in research. Furthermore, the implementation of the methods enabling `MPC4RL` is not trivial and the lack of software tools to support implementations is a significant barrier to the widespread adoption of MPC and RL in academia (and industry). Filling that gap should accelerate developments in this area, for which we present the first version of an open-source Python package ¹.

The package is designed as a tool for tuning of MPC algorithms using RL techniques. From the perspective of the ML community, MPC can be seen as a structured function approximator. The RL part of the package is built around popular libraries such as `Gymnasium` [4] and `stable-baselines3` [5] or `CleanRL` [6] for building environments and interfacing with RL algorithms. The MPC part of the package is built around the software tools `CasADi` [7] and `acados` [8], which help to build MPC problems easily and enable the use of efficient Optimal Control Problem (OCP) solvers to implement them in practice. We aim at a design that is close to the RL libraries, such that it is easy to use and extend.

Similar projects focusing on implementations that establish a connection between RL and MPC exist. A contribution from the machine-learning community is `differentiable-mpc` [9], which provides an MPC module that can be integrated into a larger RL pipeline, as e.g. in the context of robotics [10]. However, it is limited to iterative Linear Quadratic Regulator (iLQR) as the underlying OCP solver and can only handle box constraints on the inputs. In the control community, a similar project is available on GitHub². It is wrapping general-purpose Nonlinear Program (NLP) solver interfaces to build and evaluate MPC schemes and uses custom implementations of RL algorithms. The main shortcoming of this approach is that it does not enable tight integration with the underlying OCP solver, which is crucial for the efficient computation of policy gradients. In contrast, our approach to building a framework that connects with state-of-the-art software, such as `acados`, results in significantly improved computational efficiency, as we demonstrate with numerical results in Sec. IV. We are also convinced that using adopted libraries lowers the access barrier for the respective users, and facilitates development and testing by active communities in both MPC and RL.

¹<https://github.com/leap-c/leap-c>

²<https://github.com/FilippoAiralidi/mpc-reinforcement-learning/>

B. Outline and Contributions

The core contribution of this paper is the MPC4RL package. It provides a set of customizable tools to compute sensitivities of OCP solutions required by RL algorithms that use them as function approximators. We extend `acados` to provide the sensitivities along with the solution of the OCP, which enables fast computation of the corresponding policy gradient. Our results show that the evaluation of the policy gradient is about one magnitude faster than general-purpose libraries that are commonly used to compute the sensitivities outside the OCP. Considering the importance of policy gradients in RL and other learning domains that also enter problems within the control community, we believe this software to be a significant contribution. The package is available on GitHub, and we aim to expand this tool over time.

The outline of the paper is as follows. In Sec. II, we provide background on core concepts of the connection between RL and MPC. In Sec. III, we discuss the design of the MPC4RL package and provide an example in Sec. IV to demonstrate the use of the package. We outline future work in Sec. V and give some concluding remarks in Sec. VI.

II. BACKGROUND ON REINFORCEMENT LEARNING BASED ON MODEL PREDICTIVE CONTROL

In this section, we provide a brief overview of the core concepts of the connection between RL and MPC. The equations outlined in this section allow for custom implementations of RL algorithms based on MPC with the required value functions, policy, and their respective sensitivities. The MPC4RL package aims at integrating these concepts into a user-friendly and efficient software package with `acados` providing the OCP solutions and the respective sensitivities in a fast and efficient way.

A. Markov Decision Processes

The Markov Decision Process (MDP) provides a generic framework for the class of problems at the center of MPC. An MDP operates over given state and action (aka input) spaces S, A , respectively. These spaces can be both discrete (i.e. integer), continuous, or mixed sets. An MDP is defined by the triplet (L, γ, ρ) , where L is a stage cost, $\gamma \in (0, 1]$ a discount factor and ρ a conditional probability (measure) defining the dynamics of the system considered, i.e. for a given state-action pair $s, a \in S \times A$, the successive state s_+ is distributed according to

$$s_+ \sim \rho(\cdot | s, a) \quad (1)$$

Note that this is equivalent to the classic dynamics, deterministic or not, often considered in MPC, usually cast as

$$s_+ = F(s, a, w), \quad w \sim W, \quad (2)$$

where w is a random disturbance from the distribution W . In the special case $w = 0$, this simply yields deterministic dynamics. An MDP is the problem of finding an optimal policy $\pi^* : S \rightarrow A$ as a solution of:

$$\pi^* \in \arg \min_{\pi} J(\pi), \quad (3)$$

with

$$J(\pi) = \mathbb{E} \left[\sum_{k=0}^{\infty} \gamma^k L(s_k, a_k) \mid a_k = \pi(s_k) \right], \quad (4)$$

and the expected value operator $\mathbb{E}[\cdot]$ is taken over the (possibly) stochastic closed-loop trajectories of the system. Discussing the solution of MDPs is often best done via the Bellman equations defining implicitly the optimal value function $V^* : S \rightarrow \mathbb{R}$ and the optimal action-value function $Q^* : S \times A \rightarrow \mathbb{R}$ as

$$V^*(s) = \min_a Q^*(s, a) \quad (5a)$$

$$Q^*(s, a) = L(s, a) + \gamma \mathbb{E}[V^*(s_+) \mid s, a] \quad (5b)$$

An optimal policy then reads:

$$\pi^*(s) \in \arg \min_a Q^*(s, a) \quad (6)$$

B. Reinforcement Learning

The fundamental goal of Reinforcement Learning (RL) is to use data to deliver an approximation of an optimal policy π^* . The field can be coarsely divided into two large classes of approaches. The first class, which we refer to as value-based, approximates the optimal action-value function Q^* via a parameterized function approximator Q_{θ} . The parameters θ are then adjusted using data such that $Q_{\theta} \approx Q^*$ in some sense. An approximation of an optimal policy π^* can then be obtained using:

$$\hat{\pi}^*(s) = \arg \min_a Q_{\theta}(s, a) \quad (7)$$

The second class approximates π^* directly via a parametrized policy π_{θ} , and adjusts the parameters θ from data so as to minimize $J(\pi_{\theta})$. This can, e.g., be done by estimating policy gradients $\nabla_{\theta} J(\pi_{\theta})$, or by building surrogate models of $J(\pi_{\theta})$, used to adjust θ . This class can be referred to as policy-based methods.

C. Model Predictive Control

The theoretical developments in [2] are the basis for the MPC4RL package. We briefly summarize the main results here. An EMPC problem that is parameterized by the parameter vector θ can be formulated as

$$V_{\theta}(s) = \min_{x, u, \sigma} V_{\theta}^f(x_N) + \rho^f(\sigma_N) + \sum_{k=0}^{N-1} \ell_{\theta}(x_k, u_k) + \rho(\sigma_k) \quad (8a)$$

$$\text{s.t. } x_0 = s \quad (8b)$$

$$x_{k+1} = f_{\theta}(x_k, u_k) \quad (8c)$$

$$g(u_k) \leq 0 \quad (8d)$$

$$h_{\theta}(x_k, u_k, \sigma_k) \leq 0 \quad (8e)$$

$$h_{\theta}^f(x_N, \sigma_N) \leq 0 \quad (8f)$$

Note that we distinguish between s, a as the state-action pair that corresponds to the current state and the action that is taken, and x, u as the state-action pair that corresponds to the state and action that form the predictions in the NLP.

The problem with prediction horizon N includes the stage cost ℓ_θ and terminal cost V_θ^f in (8a). The initial state $x_0 = s$ in (8b) is propagated through the dynamic model f_θ in (8c) with path inequality constraint h_θ in (8e) and the terminal constraint h_θ^f in (8f), all parameterized through θ . The path inequality constraints at the intermediate stages and at the terminal stage may be relaxed via penalty functions ρ, ρ^f acting on the respective slack variables σ_k, σ_N . The pure input constraints g in (8d) are not relaxed or parameterized, considering that they are typically simple polytopic constraints that are known in practice. Recent results in [11] established the equivalence of undiscounted MPC and discounted MDP problems and alleviate the need for discounting in the EMPC formulation. However, it is straightforward to include discounting in the EMPC formulation and the following discussion [2].

In standard MPC schemes, the NLP (8) is solved at each time step. The first element of the optimal input sequence $u^* = (u_0^*, \dots, u_{N-1}^*)$ is applied to the system, i.e. the policy is given by

$$\pi_\theta(s) = u_0^* \quad (9)$$

The solution of the NLP (8) is thus a function of the current state s and the parameter θ , and delivers the policy $\pi_\theta(s)$ and the value function $V_\theta(s)$. To approximate the state-action value function $Q_\theta(s, a)$, we consider a modified NLP that is obtained by fixing the first input $u_0 = a$:

$$Q_\theta(s, a) = \min_{u, x, \sigma} \quad (8a) \quad (10a)$$

$$\text{s.t.} \quad (8c) - (8e) \quad (10b)$$

$$u_0 = a \quad (10c)$$

The definitions of the policy $\pi_\theta(s)$, the state value function $V_\theta(s)$, and the state-action value function satisfy the Bellman identities

$$\pi_\theta(s) = \arg \min_a Q_\theta(s, a), \quad V_\theta(s) = \min_a Q_\theta(s, a) \quad (11)$$

Note that f_θ is a deterministic parametric model of the true system dynamics F , and ℓ_θ is a parametric stage cost which is not necessarily aligned with the true stage cost L . The combination RL and MPC is then to learn the parameters θ such that the NLP solutions approximate the optimal value function and an optimal policy. The functions ℓ_θ and f_θ should thus ideally be chosen such that the overall MPC scheme can model the MDP. In practice, considerations of system identification, model complexity, and computational efficiency will guide the choice of the parametric models.

D. Sensitivities of NLP Solutions in Reinforcement Learning

RL algorithms naturally rely on the value function, action-value function, and policy underlying the Bellman identities. State-of-the-art RL algorithms moreover operate in gradient-based fashion to update these quantities, which means that they require the respective sensitivities $\nabla_\theta V, \nabla_\theta Q, \nabla_\theta \pi$. In standard Neural Network (NN) architectures, building the sensitivities is straightforward. When using OCP solvers as function approximations, this task is less trivial as it

requires differentiating NLP solutions. We discuss next how to obtain the sensitivities in this case by differentiating the corresponding NLP at the solution.

Using the primal variables of the NLPs (8),(10), $x = (x_0, \dots, x_N)$ and $u = (u_0, \dots, u_{N-1})$, and the slack variables $\sigma = (\sigma_0, \dots, \sigma_N)$, the Lagrange function of (10) reads

$$\begin{aligned} \mathcal{L}_\theta(s, a, y) = & \sum_{k=0}^{N-1} \ell_\theta(x_k, u_k) + \rho(\sigma_k) + V_\theta^f(x_N) + \rho^f(\sigma_N) \\ & + \chi_0^\top (x_0 - s) + \sum_{k=0}^{N-1} \chi_{k+1}^\top (f_\theta(x_k, u_k) - x_{k+1}) \\ & + \zeta^\top (u_0 - a) + \sum_{k=0}^{N-1} \nu_k^\top g(u_k) \\ & + \sum_{k=0}^{N-1} \mu_k^\top h_\theta(x_k, u_k, \sigma_k) + \mu_N^\top h_\theta^f(x_N, \sigma_N), \end{aligned} \quad (12)$$

where the dual variables are given by the Lagrange multipliers $\chi = (\chi_0, \dots, \chi_{N-1})$ associated with the equality constraints (8c) and $\mu = (\mu_0, \dots, \mu_{N-1})$ associated with the mixed inequality constraints (8d). The dual variables $\nu = (\nu_0, \dots, \nu_{N-1})$ are associated with the pure input constraints (8e), and the dual variable ζ corresponds to the initial input constraint $u_0 = a$ in (10). Note that at $u_0 = a$ or $\zeta = 0$, the Lagrange functions of (8) and (10) coincide. For a shorter notation, we collect the primal-dual variables in the vector $y = (x, u, \sigma, \chi, \mu, \nu, \zeta)$. Moreover, at the primal-dual solution y^* of the NLPs, the gradients of the Lagrange function with respect to the parameters θ deliver the gradients of the state value function $V_\theta(s)$ and the state-action value function $Q_\theta(s, a)$:

$$\nabla_\theta V_\theta(s) = \nabla_\theta \mathcal{L}_\theta(s, u_0^*, y^*), \quad (13a)$$

$$\nabla_\theta Q_\theta(s, a) = \nabla_\theta \mathcal{L}_\theta(s, a, y^*) \quad (13b)$$

The gradient of the policy $\pi_\theta(s)$ can be obtained by differentiating the Karush-Kuhn-Tucker (KKT) conditions of the NLP (8) or (10) which are satisfied at their respective solutions y^* . Consider the common case where NLP solutions are delivered via Sequential Quadratic Programming (SQP) with an interior-point method to solve the Quadratic Programming (QP) approximations and let τ denote the associated homotopy parameter. Then the system of equations solved within an interior-point QP solver reads:

$$\nabla_{x, u, \sigma} \mathcal{L}_\theta = 0 \quad (14a)$$

$$x_0 - s = 0 \quad (14b)$$

$$u_0 - a = 0 \quad (14c)$$

$$f_\theta(x_k, u_k) - x_{k+1} = 0, \quad (14d)$$

$$g(u_k) + t_{\nu_k, i} = 0, \quad (14e)$$

$$h_\theta(x_k, u_k, \sigma_k) + t_{\mu_k, i} = 0, \quad (14f)$$

$$h_\theta^f(x_N, \sigma_N) + t_{\mu_N, i} = 0, \quad (14g)$$

$$\nu_{k, i} t_{\nu_k, i} - \tau = 0, \quad \forall i \in \{1, \dots, n_{g_k}\}, \quad (14h)$$

$$\mu_{k, i} t_{\mu_k, i} - \tau = 0, \quad \forall i \in \{1, \dots, n_{h_k}\}, \quad (14i)$$

$$\mu_{k, N} t_{\mu_N, i} - \tau = 0, \quad \forall i \in \{1, \dots, n_{h_N}\}, \quad (14j)$$

where $n_{g_k}, n_{h_k}, n_{h_N}$ are the number of constraints at stage k and the terminal stage, respectively, and $t_{\nu_k, i}, t_{\mu_k, i}, t_{\mu_N, i}$ are the slack variables corresponding to the inequalities [12].

Note that (14c) and the corresponding term in (12) are only included when the MPC approximates the action-value function. Collecting (14) as $\xi_\theta = 0$, the policy gradient can then be obtained by using the Implicit Function Theorem (IFT) for evaluating parametric sensitivities of NLP

$$\nabla_\theta \pi_\theta(s) = -\nabla_\theta \xi_\theta(s, y^*) \nabla_y \xi_\theta(s, y^*)^{-1} \frac{\partial y}{\partial u_0} \quad (15)$$

Utilizing the results summarized in this section allows to connect the MPC scheme (8) to RL algorithms that train deterministic policies such as Q-Learning as found in [13], Deterministic Policy Gradient (DPG) by [14] or Twin Delayed Deep Deterministic Policy Gradient (TD3) by [15].

III. THE MPC4RL PACKAGE

In this section, we discuss the design of the MPC4RL package, its main components, and how they interact. We use established libraries, and provide a high-level overview of the communication between the main components in Fig. 1.

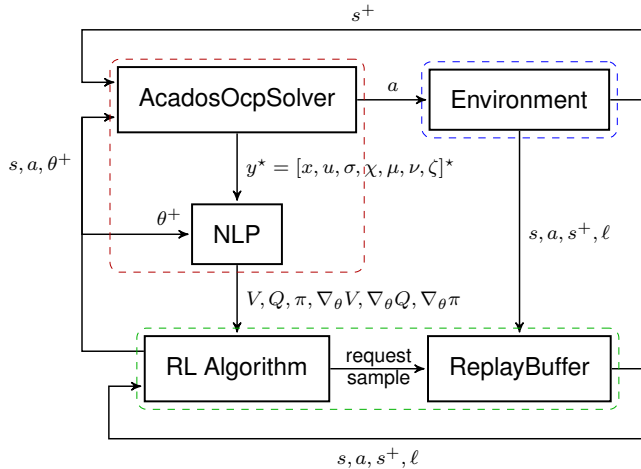


Fig. 1. Communication between the main components of the MPC4RL package. The `AcadosOcpSolver` communicates the primal-dual solution to the NLP class, which computes the sensitivities of the NLP solutions. The RL algorithm requests samples from the replay buffer and updates the parameters of the `AcadosOcpSolver` (policy). The environment communicates the state-action-cost transitions to the replay buffer. The different colors indicate the external code bases used to implement the different components with `CasADi/acados` (red), `stable-baselines3` (green), and `Gymnasium` (blue). The NLP object replicating the NLP structure is used to compute the sensitivities of the NLP solutions. It is not needed when computing the sensitivities with `acados`.

A. Model Predictive Control Implementations

Communities in industry and academia have developed a wide range of tools to implement MPC schemes. Popular tools include `CasADi` [7] to build nonlinear symbolic expression and generate compiled code for the corresponding functions and their derivatives. If runtime is not a concern, it is sufficient to use interfaces to standard solver packages such as `IPOPT` [16]. An overview on software packages for

embedded optimization, with respective application targets and licences is given in [8]. If runtime is a concern, efficient OCP solution algorithms can be obtained using structure exploiting algorithms and compiled code, as can be done using `acados` [8]. Efficient solvers for MPC are essential for tackling challenging applications where the real-time constraint is demanding. In the context of MPC4RL, efficient solvers are also highly beneficial during the training phase regardless of the physical sampling time of the real system. Indeed, if the training of the MPC involves replaying existing data, then the OCP (8) and possibly (10) must be solved numerous times. The computational time spent on training the MPC scheme depends directly on the computational time required to solve it.

To build and run the NLP solvers, we use the Python interface of `acados` [8]. It is in general necessary to build two NLP solvers, one for the NLP (8) and one for the NLP (10). Carrying two NLP solvers is due to the additional input constraint. However, the solution of the NLP (8) can be used as a good initial guess for the NLP (10).

The MPC4RL package extracts the necessary information from the OCP solutions from `acados` and `CasADi` and provides the necessary interfaces to use the NLP solvers in the context of training RL algorithms. The user defines their OCP via an `AcadosOcp` object, which is assumed to be well-conditioned (e.g. satisfies LICQ and SOS). Additional solver options can also be set. One way to generate the sensitivities is to extract the primal-dual solution from the `AcadosOcpSolver` object, re-build the NLP and use linear-algebra routines to compute the sensitivities. A more tightly integrated approach is to use additional autogenerated code that allows `acados` to generate the sensitivities with respect to the parameters directly, which is significantly more efficient. We discuss this next.

B. Parametric Sensitivities from `acados`

The `acados` software package provides efficient SQP-type solvers for the numerical solution of OCP structured NLPs. In order to efficiently compute the sensitivities of an NLP solution and the optimal cost with respect to the parameters, we extended the `acados` software package to provide the necessary functionality. For the value function derivative, the Lagrange gradient with respect to the parameters θ needs to be computed.

For the policy gradient, the computation (15) can be divided into the following steps:

- 1) Compute the solution y^* of the NLP: This can be done with an inexact Hessian, such as a regularized Hessian, or a Gauss-Newton Hessian approximation
- 2) Compute and factorize exact Hessian: The IFT requires an exact Hessian. As an efficient factorization, we use the Riccati based algorithm from `HPiPM` [12].
- 3) Evaluate the right hand side $\nabla_\theta \xi_\theta(s, y^*)$, i.e. the Jacobian of the Lagrange gradient with respect to the parameters θ
- 4) Perform a prefactorized Riccati based solution for each parameter θ_i .

In cases where the original OCP is convex, it can be solved with the exact Hessian in the first step, which renders the second step unnecessary. All steps have been efficiently implemented within the `acados` software package and can be conveniently executed through `Python`.

C. Environment

Considering the implementation and testing of RL algorithms, there are several open libraries to use. Popular libraries include `Gym` [17] and its continued maintenance in `Gymnasium` [4] for building environments and interfacing with RL algorithms. We decided to use `Gymnasium` as it appears to be the most actively maintained library and de-facto standard for RL environments. It is straightforward to implement custom environments and to interface with RL algorithms. The `MPC4RL` package is rather independent of the environment considering that we distinguish between the model of the environment (i.e. the dynamics in (8c)) and the environment itself (i.e. the dynamics in (1) or (2)). At the time of writing, we do not support vector environments.

D. Reinforcement Learning Algorithms

Similar to MPC, for RL algorithms, there is a range of libraries, including `agents`³, `RLlib`⁴ [18], and `stable-baselines3` [5]. As a first step, we decided to use `stable-baselines3` due to its wide range of implementations of RL algorithms and its continued maintenance. Moreover, `stable-baselines3` is built on top of `PyTorch` [19], which is often used in custom implementations of RL algorithms. It targets RL based on NNs and provides implementations of RL algorithms such as DPG by [14] and TD3 by [15] with NNs or Multi-Layer Perceptrons (MLPs) as function approximators. The `MPC4RL` package provides the necessary interfaces to use these algorithms in the context of training with MPC as the actor (and possibly critic). A necessary compromise is that the `MPC4RL` package needs to "disguise" the MPC scheme (8) as an MLP or NN. Instead of performing conventional forward passes, the MPC scheme is solved using NLP solvers. The gradients of the NLP solutions (13), (15) are then used to update the parameters of the MPC scheme, whereas in conventional Deep Reinforcement Learning (DRL) algorithms, the parameters of the MLP would be updated using backpropagation. Less modular implementations of RL algorithms as provided by `CleanRL` [6] may be better suited, as they allow for more direct integration of the MPC scheme at the expense of duplicated code.

IV. CASE STUDIES

In this section, we present two case studies: a sensitivity evaluation of the policy gradient and a Q-Learning numerical example. The first case study in Sec. IV-A evaluates the computational times for computing the policy gradient with varying number of parameters n_θ of the MPC scheme, contrasting our extension to `acados` to the use of standard

linear-algebra routines in terms of computational efficiency. The second case study in Sec. IV-B demonstrates the use of the `MPC4RL` package to implement a Q-Learning algorithm for a linear system with a quadratic cost function.

A. Sensitivity Evaluation of the Policy Gradient

We consider a modified version of the chain-mass system in [20] with n_{mass} masses connected by massless springs and dampers. The state of the system is given by the positions x_i and velocities \dot{x}_i of the $n_{\text{mass}} - 1$ masses, with fixed position of the first mass. The forces acting through the links are given by non-isotropic springs and dampers with stiffness $k_i \in \mathbb{R}^3$, rest length $l_i \in \mathbb{R}^3$, and damping $d_i \in \mathbb{R}^3$, with disturbances $w_i \in \mathbb{R}^3$ acting on the $n_{\text{mass}} - 2$ freely moving masses. The cost function is quadratic in the state and control inputs, with dense weight matrices $Q_\theta \in \mathbb{R}^{n_x \times n_x}$ and $R \in \mathbb{R}^{n_u \times n_u}$, with n_x, n_u denoting the respective state and input dimensions. We use this example to evaluate the computation times for the policy gradient with varying number of parameters n_θ which is a function of n_{mass} . More details can be found in [8], [20].

We provide a comparison of the computation times to compute the policy gradient using different approaches. The baseline is finite differences, which requires n_θ additional OCP solutions to compute the policy gradient. Then we compare re-building the NLP and utilizing general-purpose linear algebra solvers with the computation via `acados`, which provides a more efficient alternative. The NLP object uses `numpy` to interface linear algebra routines, but other libraries such as `scipy` yield similar results as shown in Fig. 2. The computation times are averaged over 100 OCP solutions for incrementally increasing the mass of the third ball of the chain-mass system.

The results show that using `acados` results in significantly lower computation times compared to the other methods. This is mainly attributed to the efficient Riccati recursion used in `acados`, in addition to the compiled code without memory allocation and panel-major linear algebra based on `BLASFE0` [21]. This makes it computationally more efficient than the general-purpose linear algebra solvers in the libraries `numpy` or `scipy`. However, note that the `numpy/scipy` implementations use the full Jacobians in (14). A cheaper alternative would be to use Jacobian-times-vector products.

B. Q-Learning Numerical Example

We present a variant of the linear MPC example from [2] to demonstrate the use of the `MPC4RL` package. The example is based on a discrete linear time-invariant system that is

³<https://www.tensorflow.org/agents>

⁴<https://docs.ray.io/en/latest/rllib/index.html>

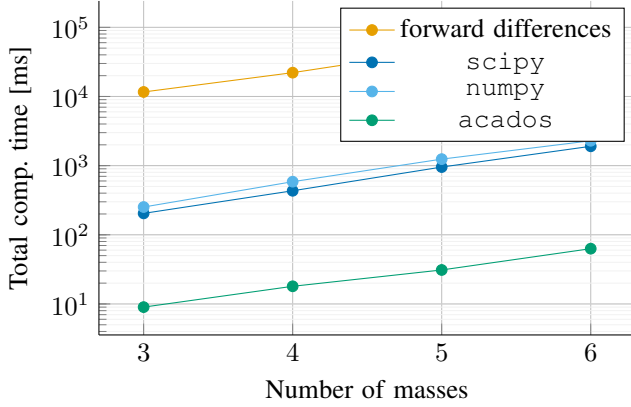


Fig. 2. Total time needed to compute the policy gradient for the chain-mass system with varying number of masses.

subject to state and input constraints. The OCP is defined as

$$\min_{x,u} V_0 + \frac{\gamma^N}{2} x_N^\top S_N x_N + \sum_{k=0}^{N-1} f^\top \begin{bmatrix} x_k \\ u_k \end{bmatrix} + \sum_{k=0}^{N-1} \frac{1}{2} \gamma^k (\|x_k\|^2 + \|u_k\|^2 + w^\top s_k) \quad (16a)$$

$$\text{s.t. } x_{k+1} = Ax_k + Bu_k + b \quad (16b)$$

$$\begin{bmatrix} 0 \\ -1 \end{bmatrix} - s_k \leq x_k \leq \begin{bmatrix} 1 \\ 1 \end{bmatrix} + s_k \quad (16c)$$

$$-1 \leq u_k \leq 1, \quad x_0 = s, \quad (16d)$$

and the following parameters can be modified by the RL algorithm:

$$\theta = (V_0, b, f, A, B) \quad (17)$$

The MPC scheme uses a horizon of $N = 40$ and a discount factor of $\gamma = 0.9$. The terminal cost weights S_N are set to the solution of the discrete-time algebraic Riccati equation. The weights for the constraint relaxation w are set to $w^\top = [100, 100]$. Minimizing (16a) drives the system to the nominal steady state at the origin where the lower constraints of the first state are active (16c).

The initial model of the system is given by the matrices

$$A = \begin{bmatrix} 1 & 0.25 \\ 0 & 1 \end{bmatrix}, \quad B = \begin{bmatrix} 0.0312 \\ 0.25 \end{bmatrix} \quad (18)$$

and all other parameters are initially set to zero.

The true system is following the dynamics

$$x_{k+1} = \begin{bmatrix} 0.9 & 0.35 \\ 0 & 1.1 \end{bmatrix} x_k + \begin{bmatrix} 0.0813 \\ 0.2 \end{bmatrix} u_k + \begin{bmatrix} e_k \\ 0 \end{bmatrix}, \quad (19)$$

where e_k is a random, uncorrelated disturbance sampled from a uniform distribution on $[-0.1, 0]$. It will therefore drive the first state to the lower bound and lead to state-constraint violations.

We use the MPC4RL package to train the MPC using Q-Learning. The training phase is carried out for 30 episodes, each consisting of 100 time steps. The learning rate is set to

$\alpha = 10^{-4}$ and we do not use any exploration strategy. The initial and final episodes are shown in Fig. 3. The training progress is shown in Fig. 4, where we only report the results until the 30th episode given that the learning converges after 20 episodes. As in the original example, the MPC scheme is trained to avoid state-constraint violations by backing off from the nominal steady state at the origin. The RL algorithm does this mainly by adapting the cost parameters V_0 and f , and the bias term b in the model. The state trajectories are quickly driven to the reference and the accumulated stage cost in each episode is dominated by penalties for state-constraint violations. An interesting observation from Fig. 4 is that constraint violations are avoided as soon as the bias parameter b converges to a value that slightly exceeds the expected value of the disturbance e_k in the true system. Also note that one would normally use longer episode lengths and a smaller learning rate for a more stable learning process with a monotonic decrease in the accumulated cost.

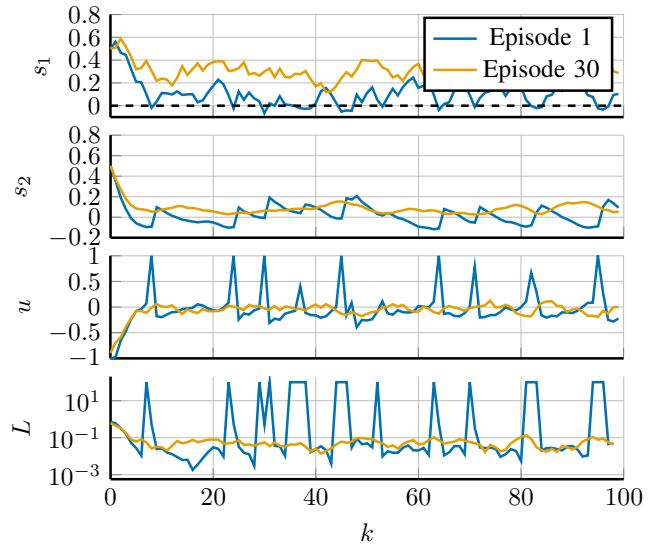


Fig. 3. Results before and after training. State-constraint violations and corresponding large control actions are avoided after training by backing off the constraint (and reference) at the origin.

V. FUTURE WORK

In this section, we discuss future work and potential extensions of the MPC4RL package.

A. Reinforcement Learning Algorithms

The MPC4RL package is built around `stable-baselines3`, which is built on top of PyTorch. All RL algorithms in `stable-baselines3` are based on NNs or MLPs, and some of them are limited to discrete action spaces, e.g. Deep Q-Network (DQN). For simple algorithms such as Q-Learning, it is straightforward to implement custom implementations instead, as we have done in the example in Sec. IV. However, for more complex algorithms such as DPG or TD3, it is beneficial to connect the MPC scheme to the RL algorithm in a more direct way.

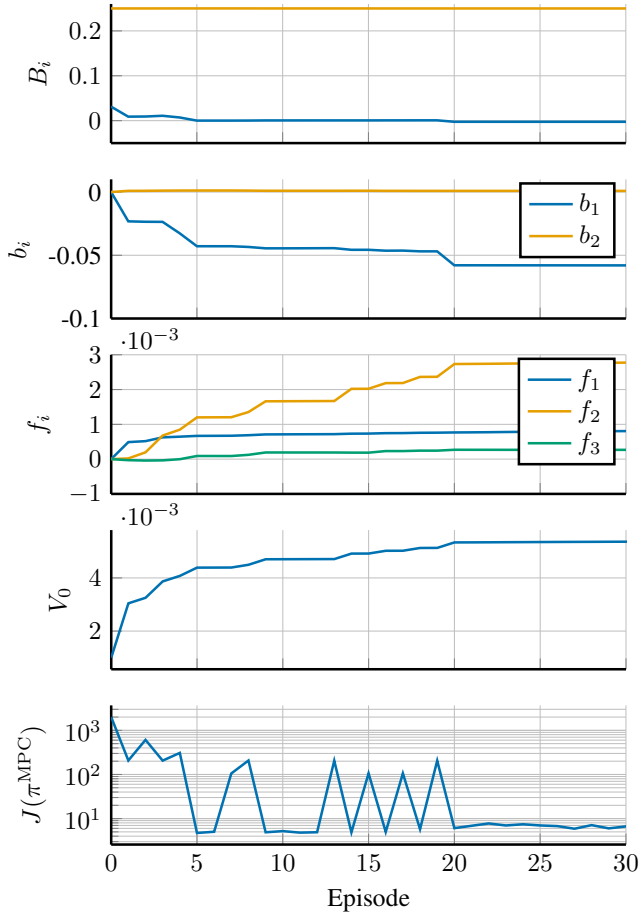


Fig. 4. Evolution of the parameters and the accumulated cost for each episode under the MPC-based policy π^{MPC} .

B. Parallel Sensitivity Evaluation

The results in Sec. IV show that the computation of the policy gradients can be significantly accelerated by computing the sensitivities using `acados` directly. Considering that learning algorithms typically operate on a batch of samples stored in the replay buffer, an efficient implementation furthermore requires parallel sensitivity computation for varying parameters. The resulting speedup would be beneficial for the training phase, both for RL algorithms and other methods requiring NLP solution sensitivities.

C. Warm Starting

The `MPC4RL` package currently only stores the minimum information for RL algorithms in the replay buffer, i.e. the state, action, cost, and next state. Extending the replay buffer to store the primal-dual solution of the NLP would enable warm starting during the training phase and result in a more efficient training process. Considering the case of multiple solvers running in parallel, coordinating the sampling in a way that each solver can stay close to the previous solution for warm-starting would also be beneficial.

D. Compare Computational Efficiency

The project `differentiable-mpc` [9] or a subset of solvers available in `CasADi` as described in [22], take a similar approach, but re-use matrix factorizations from the forward pass to compute the sensitivities. A comparison of the computational efficiency of `acados` and `differentiable-mpc` is the subject of ongoing work.

E. Additional Examples

An extensive body of examples has appeared in the literature that use RL based on MPC algorithms, with applications given in [23], [24], but also more theoretical developments in [3]. The implementations in these papers are often based on custom implementations of RL algorithms and are not publicly accessible. We aim to reproduce these examples using the `MPC4RL` package and to provide additional examples that demonstrate the use of the package in a wide range of control problems and for different MPC formulations.

VI. CONCLUSION

We introduced the `MPC4RL` package, a framework designed to seamlessly integrate MPC schemes with RL algorithms. This package leverages the advanced capabilities of the `acados` OCP solvers to connect to available RL libraries, thereby facilitating the application of MPC in the reinforcement learning context. Through a straightforward example, we showcased the package’s utility by training an MPC scheme via Q-Learning.

The `MPC4RL` package represents an initial step to open-source implementations of MPC-based RL algorithms. We showed that computing the solution sensitivities of an OCP can be performed more than a magnitude faster with tailored solvers compared to general purpose libraries. Our future objectives target the expansion of this package to accommodate a broader spectrum of RL algorithms. Moreover, we aim to provide additional examples that demonstrate the use of the package in a broad range of control problems and for different MPC formulations, and provide a comparison of the computational efficiency with alternative packages such as `differentiable-mpc`.

REFERENCES

- [1] T. Faulwasser, L. Grüne, and M. A. Müller, “Economic Nonlinear Model Predictive Control,” vol. 5, no. 1, pp. 1–98. [Online]. Available: <https://www.nowpublishers.com/article/Details/SYS-014>
- [2] S. Gros and M. Zanon, “Data-Driven Economic NMPC Using Reinforcement Learning,” *IEEE Transactions on Automatic Control*, vol. 65, no. 2, pp. 636–648, Feb. 2020.
- [3] M. Zanon and S. Gros, “Safe reinforcement learning using robust MPC,” *IEEE Transactions on Automatic Control*, vol. 66, no. 8, pp. 3638–3652, 2021.
- [4] M. Towers, J. K. Terry, A. Kwiatkowski, J. U. Balis, G. de Cola, T. Deleu, M. Goulão, A. Kallinteris, A. KG, M. Krimmel, R. Perez-Vicente, A. Pierré, S. Schulhoff, J. J. Tai, A. T. J. Shen, and O. G. Younis, “Gymnasium,” Mar. 2023.
- [5] A. Raffin, A. Hill, A. Gleave, A. Kanervisto, M. Ernestus, and N. Dormann, “Stable-baselines3: Reliable reinforcement learning implementations,” *Journal of Machine Learning Research*, vol. 22, no. 1, Jan. 2021.
- [6] S. Huang, R. F. J. Dossa, C. Ye, J. Braga, D. Chakraborty, K. Mehta, and J. G. Araújo, “Cleanrl: High-quality single-file implementations of deep reinforcement learning algorithms,” *Journal of Machine Learning Research*, vol. 23, no. 274, pp. 1–18, 2022. [Online]. Available: <http://jmlr.org/papers/v23/21-1342.html>
- [7] J. A. E. Andersson, J. Gillis, G. Horn, J. B. Rawlings, and M. Diehl, “CasADi – A software framework for nonlinear optimization and optimal control,” *Mathematical Programming Computation*, vol. 11, no. 1, pp. 1–36, 2019.
- [8] R. Verschueren, G. Frison, D. Kouzoupis, J. Frey, N. van Duijkeren, A. Zanelli, B. Novoselnik, T. Albin, R. Quirynen, and M. Diehl, “Acados—a modular open-source framework for fast embedded optimal control,” *Mathematical Programming Computation*, vol. 14, no. 1, pp. 147–183, Mar. 2022.
- [9] B. Amos, I. Jimenez, J. Sacks, B. Boots, and J. Z. Kolter, “Differentiable MPC for End-to-end Planning and Control,” in *Advances in Neural Information Processing Systems*, vol. 31. Curran Associates, Inc.
- [10] A. Romero, Y. Song, and D. Scaramuzza, “Actor-Critic Model Predictive Control,” in *2024 IEEE International Conference on Robotics and Automation (ICRA)*, pp. 14 777–14 784.
- [11] A. B. Kordabad, M. Zanon, and S. Gros, “Equivalence of Optimality Criteria for Markov Decision Process and Model Predictive Control,” vol. 69, no. 2, pp. 1149–1156. [Online]. Available: <https://ieeexplore.ieee.org/abstract/document/10128704>
- [12] G. Frison and M. Diehl, “HPIPM: a high-performance quadratic programming framework for model predictive control,” Berlin, Germany, July 2020.
- [13] R. S. Sutton and A. G. Barto, *Reinforcement Learning: An Introduction*. MIT press, 2018.
- [14] D. Silver, G. Lever, N. Heess, T. Degris, D. Wierstra, and M. Riedmiller, “Deterministic Policy Gradient Algorithms,” in *Proceedings of the 31st International Conference on Machine Learning*, ser. Proceedings of Machine Learning Research, E. P. Xing and T. Jebara, Eds., vol. 32. Beijing, China: PMLR, Jun. 2014, pp. 387–395.
- [15] S. Fujimoto, H. van Hoof, and D. Meger, “Addressing function approximation error in actor-critic methods,” in *Proceedings of the 35th International Conference on Machine Learning*, ser. Proceedings of Machine Learning Research, J. Dy and A. Krause, Eds., vol. 80. PMLR, Jul. 2018, pp. 1587–1596.
- [16] A. Wächter and L. T. Biegler, “On the implementation of an interior-point filter line-search algorithm for large-scale nonlinear programming,” *Mathematical Programming*, vol. 106, no. 1, pp. 25–57, Mar. 2006.
- [17] G. Brockman, V. Cheung, L. Pettersson, J. Schneider, J. Schulman, J. Tang, and W. Zaremba, “OpenAI Gym,” Jun. 2016.
- [18] E. Liang, R. Liaw, R. Nishihara, P. Moritz, R. Fox, K. Goldberg, J. Gonzalez, M. Jordan, and I. Stoica, “RLlib: Abstractions for distributed reinforcement learning,” in *Proceedings of the 35th International Conference on Machine Learning*, ser. Proceedings of Machine Learning Research, J. Dy and A. Krause, Eds., vol. 80. PMLR, 10–15 Jul 2018, pp. 3053–3062.
- [19] A. Paszke, S. Gross, F. Massa, A. Lerer, J. Bradbury, G. Chanan, T. Killeen, Z. Lin, N. Gimelshein, L. Antiga, A. Desmaison, A. Kopf, E. Yang, Z. DeVito, M. Raison, A. Tejani, S. Chilamkurthy, B. Steiner, L. Fang, J. Bai, and S. Chintala, “PyTorch: An Imperative Style, High-Performance Deep Learning Library,” in *Advances in Neural Information Processing Systems*, vol. 32. Curran Associates, Inc., 2019.
- [20] L. Wirsching, H. G. Bock, and M. Diehl, “Fast NMPC of a chain of masses connected by springs,” in *2006 IEEE Conference on Computer Aided Control System Design, 2006 IEEE International Conference on Control Applications, 2006 IEEE International Symposium on Intelligent Control*, pp. 591–596.
- [21] G. Frison, D. Kouzoupis, T. Sartor, A. Zanelli, and M. Diehl, “BLASFEO: Basic linear algebra subroutines for embedded optimization,” vol. 44, no. 4, pp. 1–30. [Online]. Available: <http://arxiv.org/abs/1704.02457>
- [22] Andersson, Joel and Rawlines, James B., “Sensitivity Analysis for Nonlinear Programming in CasADi,” vol. 51, no. 20, pp. 331–336.
- [23] W. Cai, A. B. Kordabad, H. N. Esfahani, A. M. Lekkas, and S. Gros, “MPC-based reinforcement learning for a simplified freight mission of autonomous surface vehicles,” in *2021 60th IEEE Conference on Decision and Control (CDC)*, 2021, pp. 2990–2995.
- [24] A. Bahari Kordabad, W. Cai, and S. Gros, “MPC-based reinforcement learning for economic problems with application to battery storage,” in *2021 European Control Conference (ECC)*, Jun. 2021, pp. 2573–2578.