

# Boli: A dataset for understanding stuttering experience and analyzing stuttered speech

Ashita Batra<sup>1</sup>, Mannas Narang<sup>2</sup>, Neeraj Kumar Sharma<sup>2</sup>, Pradip K. Das<sup>1</sup>

<sup>1</sup>Department of Computer Science and Engineering, <sup>2</sup>Mehta Family School of Data Science and AI,

Indian Institute of Technology Guwahati, Guwahati-781039, India

b.ashita@iitg.ac.in, n.mannas@op.iitg.ac.in, neerajs@iitg.ac.in, pkdas@iitg.ac.in

**Abstract**—There is a growing need for diverse, high-quality stuttered speech data, particularly in the context of Indian languages. This paper introduces Project Boli, a multi-lingual stuttered speech dataset designed to advance scientific understanding and technology development for individuals who stutter, particularly in India. The dataset constitutes (a) anonymized metadata (gender, age, country, mother tongue) and responses to a questionnaire about how stuttering affects their daily lives, (b) captures both read speech (using the Rainbow Passage) and spontaneous speech (through image description tasks) for each participant and (c) includes detailed annotations of five stutter types: blocks, prolongations, interjections, sound repetitions and word repetitions. We present a comprehensive analysis of the dataset, including the data collection procedure, experience summarization of people who stutter, severity assessment of stuttering events and technical validation of the collected data. The dataset is released as an open access to further speech technology development.

**Index Terms**—Indian stuttered speech dataset, Intelligibility assessment, read speech, spontaneous speech, Stuttering event detection

## I. INTRODUCTION

Stuttering (or stammering) refers to atypical speech patterns characterized by significant uncontrollable pauses, filler words (e.g. *umm*, *uhh*, syllable or word repetitions, and other speech disturbances. Table I details these atypicalities, while Figure 1 presents spectrographic visualizations of some examples.

Stuttering affects approximately 12 million individuals in India [1]. Despite the recent proliferation of voice-based AI assistants like Cortana, Siri, Alexa and Google Assistant, these technologies are significantly challenged when processing and recognizing stuttered speech [?], [2]–[4]. While several datasets have been created in this field, there remains a lack of balanced classes, word-level transcriptions and speaker information related to stuttering experiences.

Existing research on stutter analysis focuses primarily on the following datasets (tabulated in II): **UCLASS** [5]: A publicly available clinical English dataset from the University College of London (UCL), focusing on stuttered speech in children aged 7-17 years. It comprises 1 hour of audio recordings, with 138 recordings in release 1, containing annotations for 25 children (2 female, 23 male). Studies using this dataset have employed spectrograms as features and trained Bi-LSTMs for multi-class classification of different stutter types [13]. This work was extended in [8], replacing residual layers with squeeze & excitation (SE) layers and an attention mechanism.

**KSoF** [6]: A German speech therapy-based stuttered speech dataset containing 214 recordings from 37 individuals. **Sep-28k** [7]: The largest publicly available English stutter dataset, comprising 28,177 audio files ( $\approx 3$  seconds each) from natural conversations in podcasts. It provides file-level annotations for various stutter types: prolongation (PR), interjection (IN), sound repetition (SR), word repetition (WR) and block (B). **FluencyBank** [10]: An interview-based dataset of 32 individuals ( $\approx 3.5$  hours) with labeling similar to the Sep-28k dataset. Recent additions to stutter datasets include a Mandarin corpus [11], which is twice the size of Sep-28k, and a syllable-level stutter dataset in Kannada [12]. Additionally, **LibriStutter** [8] is a publicly available, synthetically generated English dataset derived from the LibriSpeech ASR corpus, containing time-aligned transcriptions from 20 hours of audio data (50 individuals: 23 male, 27 female).

This paper introduces the *Boli* dataset, documenting demographic information, experiential data, and read and spontaneous speech recordings from individuals who stutter. The Hindi word *Boli* means *a person's unique speaking style* and hence is considered an appropriate name for this dataset. The dataset was collected through crowd-sourcing<sup>1</sup> and is manually curated and validated. Section II documents the data collection and curation procedures. Section III presents the validation of the dataset for the detection of stuttering from speech recordings. Section IV presents a summary of the experiential data collected using a questionnaire. Section V presents the conclusion.

TABLE I: Types of Stutter

Stuttering Type	Definition & Examples
Prolongation (PR)	Extended phonemes within a word. Eg: "S[sss]ee."
Block (B)	Pauses or stoppages in speech. Eg: "My ...name."
Sound Repetition (SR)	Repetition of phonemes or syllables. Eg: "[bu-bu-]butterfly."
Word Repetition (WR)	Repetition of whole words. Eg: "I [I] am."
Interjection (IN)	Insertion of unnecessary phonemes or syllables. Eg: "[Um, uh,] yes!"

## II. DATA COLLECTION AND CURATION

Data are collected from participants in a crowd-sourcing manner, through a custom-designed website for this task. No person identification data is collected. A participant first fills the demographic information (namely, age, gender, country,

<sup>1</sup>The project website used for collecting the data can be accessed through <https://project-boli.vercel.app/>

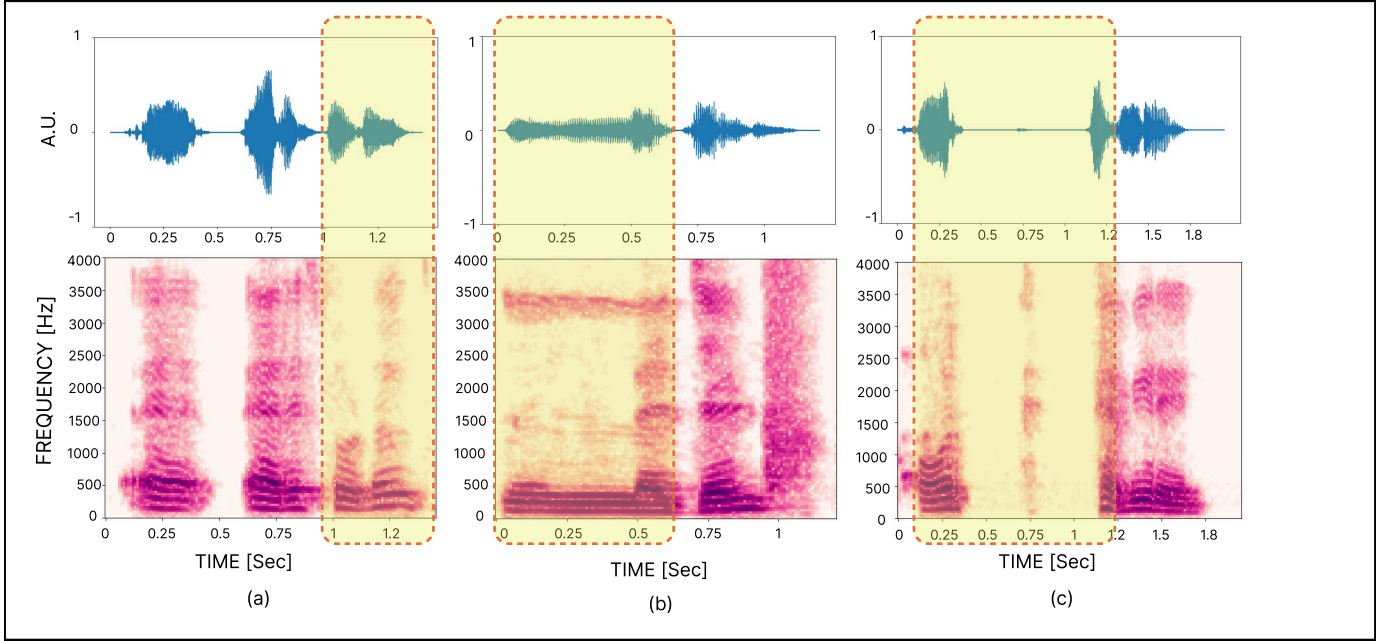


Fig. 1: Spectrograms illustrating a few stutter types associated with a male speaker: (a) Sound Repetition (SR), (b) Prolongation (PR), and (c) Block (B).

Dataset	Duration (hours)	Speakers	Transcription	Tasks	Language	Questionnaire
LibriStutter [13]	20	50	Yes	audiobook	English	No
UCLASS [5]	0.88	25	Yes	conversation	English	No
SEP-28k [7]	23	not reported	No	podcast	English	No
FluencyBank [10]	3.5	32	Yes	conversation and reading	English	No
KSoF [6]	4.6	37	No	spontaneous and reading	German	No
AS-70 [11]	48.8	72	Yes	conversation, voice commands	Mandarin	No
Kannada Stutter Dataset [12]	1.4	80	Yes	read & spontaneous	Kannada	No
<b>Boli (Proposed)</b>	<b>2.5</b>	<b>28</b>	<b>Yes</b>	<b>read &amp; spontaneous</b>	<b>English, Hindi, Telugu, Bengali, Marathi, Assamese</b>	<b>Yes</b>

TABLE II: Comparison of stuttered speech datasets. Here, PWS stands for people who stutter and CWS for children who stutter.

TABLE III: Description on metadata relating to stuttered speech utterances

Variable	Mean	Standard Deviation	Min	Max
Age	26.23	7.26	17	48
<b>Counts by Category</b>				
Gender (Male/Female)	25 / 3			
Stuttering Severity (Mild/Moderate/Severe)	9/14/5			

TABLE IV: Average Stuttering Rate for Read & Spontaneous speech

Speech Type	Avg.Stuttering events/minute	Total stuttering events
<b>Read</b>	6.76	220
<b>Spontaneous</b>	2.02	60

city and mother tongue), and then completes a questionnaire on experiential information in relation to stuttering. The questionnaire is composed of 25 multiple choice questions (MCQs). Subsequently, the participant’s speech is collected as audio files corresponding to a few (fixed) sentences from the widely used *Rainbow* passage (in English and also translated to their respective mother tongues). As a follow-up to this

recording, the participant also describes an image (in English and their mother tongue) and this is stored as spontaneous speech audio recording. Participants were encouraged to relax, take time and not produce artificial stutter. In total, as of 05-Sep-2024, 67 individuals who stutter (in the age group 17–48 years) participated in the data collection.

Manual annotation of stuttered speech recordings is a laborious task due to variations in speaking style and duration across stutter types, necessitating repeated listening of audio files. Consequently, most stuttered speech datasets provide only file-level stutter-type annotations. In contrast, the Boli dataset offers word-level annotations, including specific timestamps and stutter types. After manual analysis of 67 participants data, 28 were identified as containing stutter (25 male and 3 fe-

male). The target languages were English and the participants' mother tongues, distributed as follows: Hindi (22), Telugu (2), Bengali (2), Marathi (1), and Assamese (1). Each participant recorded on average 4 – 7 minutes, producing approximately 2.8 hours of audio data. Five types of stutter (see Table I) were identified, with the following distribution of occurrences: Sound Repetition ( $SR = 140$ ), Block ( $B = 70$ ), Prolongation ( $PR = 41$ ), Word Repetition ( $WR = 21$ ), and Interjection ( $IN = 8$ ). Following are the observations post listening and manual annotations of all the audio recordings.

- Description on metadata relating to stuttered speech utterances is provided in Table reftable:demographics.
- Stuttering was significantly less frequent in spontaneous speech compared to read speech. Table IV depicts the *Average Stuttering Rate* (number of stuttering events per minute) for both read and spontaneous speech, across participants.
- Some speakers with severe stuttering produced longer duration samples compared to others.
- A few participants who self-reported moderate stuttering severity showed no stuttering during recording.
- Phonemes such as  $/r/$ ,  $/t/$ ,  $/p/$ ,  $/f/$ ,  $/sh/$ ,  $/th/$  and words such as *hebrews*, *boiling*, *pot*, *beyond*, *his* were identified as common stuttering triggers for some speakers.

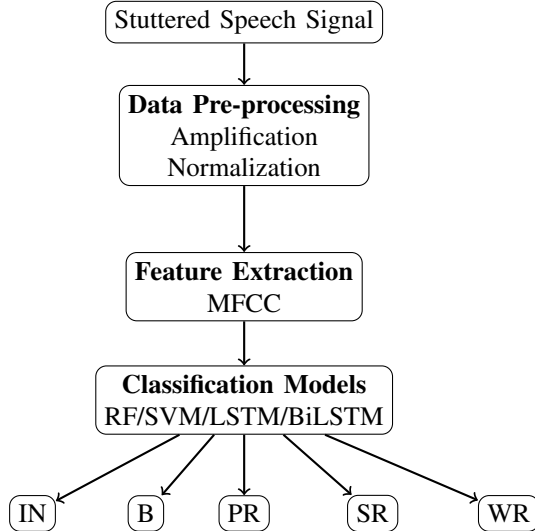


Fig. 2: Proposed methodology for stutter-type classification from stuttered speech signals.

### III. STUTTER-TYPE CLASSIFICATION

To validate the utility of the audio dataset, we analyzed the performance of stutter-type classification by applying a variety of machine learning models on its audio files. We do not aim to achieve state-of-the-art results. Instead, we show the effect of class imbalance (and balancing) and performance comparison amongst traditional machine learning and deep learning-based classification models. Each audio file had a sampling rate of 16 kHz. As features, we used the mel-frequency cepstral

coefficients (MFCCs). Specifically, 13 dimensional MFCCs were extracted which were averaged across frames and then fed as input vector, with 25 ms temporal window and 10 ms hop duration, resulting in  $\approx 465$  frames per file. We use the machine learning models: random forest (RF), support vector machine (SVM), LSTM, and BiLSTM. The classification methodology is shown in Figure 2. Owing to the small size of the Boli dataset, we have focused on performing cross-dataset evaluation, that is, training on Sep-28k and testing on the Boli dataset (English utterances only). The results are shown in Table V. Our experiments maintain consistency in class types and duration ( $\approx 5$  s) to help the model learn characteristics more efficiently. As the Sep-28k dataset is imbalanced in relation to stutter-types, we have used hybrid sampling before training to balance the classes by combining up-sampling and down-sampling. This takes the average of minority and majority samples, computed by dividing these samples by two. It is computed as follows:

$$N_{avg} = \frac{N_1 + N_2}{2} \quad (1)$$

where  $N_1$  is the number of samples in the minority class and  $N_2$  is the number of samples in the majority class. Balancing classes prevents the model bias towards the majority class, as shown in Table V. Comparative analysis between an imbalanced and balanced dataset has been demonstrated using different learning techniques, namely SVM, RF, LSTM and BiLSTM. Table V indicates that the RF best captures the characteristics of all stutter classes. Furthermore, statistical technique, i.e., F1-score, is used to assess the model's effectiveness.

In another analysis, we compared two ASR models, namely Wav2Vec2.0 [16] and Whisper [17], to assess their effectiveness in capturing stuttered speech by calculating the word error rate (WER) for English audio recordings. We evaluated ASR for two settings: concatenated speech (grouping utterances from all participants), ASR evaluation, and speaker-wise speech evaluation (averaging the performance obtained across participants). The results are shown in Table VI. On manually verifying the ASR transcriptions, it was found that word repetition (WR) stutter type was well identified by both models.

### IV. QUESTIONNAIRE DATA

From the questionnaire responses of 67 participants, it was observed that language plays a crucial role in stuttering. Most participants reported difficulties with stop consonants (and stop consonant clusters or blends) such as  $/p/$ ,  $/t/$ ,  $/k/$ ,  $/str/$ ,  $/br/$  and  $/pl/$  (see Figure 3). Many use speech therapy techniques to manage their stuttering and experience similar levels of stuttering in their mother tongue. In general, most have undergone speech therapy and feel hesitant to speak in front of crowds, often experiencing facial muscle tension. Stuttering is more pronounced when speaking to unfamiliar people, leading some to either minimize their stutter or avoid the situation, while only a few disclose it upfront. Singing, however, tends

TABLE V: Comparison of F1-scores for stuttering event detection using RF, SVM, LSTM and BiLSTM with balanced (B) and imbalanced (ImB) dataset, trained on Sep-28k and testing on Boli dataset, using MFCC features

Dataset	Method	PR		B		SR		WR		IN		Avg. F1	
		B	ImB	B	ImB	B	ImB	B	ImB	B	ImB	B	ImB
Boli	RF	0.93	0.66	0.76	0.67	0.75	0.78	0.94	0.32	0.99	0.71	0.87	0.71
	SVM	0.70	0.47	0.51	0.48	0.50	0.72	0.64	0.20	0.88	0.51	0.65	0.61
	LSTM	0.62	0.35	0.38	0.43	0.44	0.69	0.55	0.10	0.88	0.38	0.58	0.56
	BiLSTM	0.66	0.40	0.43	0.48	0.45	0.70	0.60	0.10	0.91	0.49	0.61	0.58

TABLE VI: Word Error Rate (WER) performance for: concatenated speech (pooling utterances from all participants) and speaker-wise speech

ASR Model	Concatenated Speech	Speakers-wise Speech
Wav2Vec2.0	29.22%	55.81%
Whisper	4.55%	21.27%

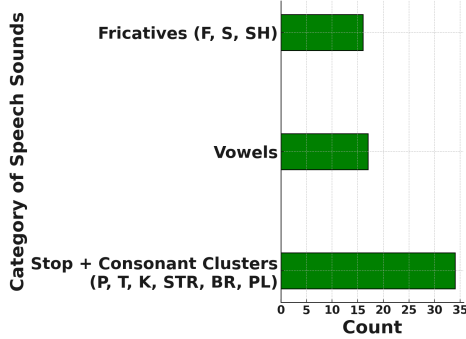


Fig. 3: Most stuttered sounds based on information shared through the questionnaire form (collected from 67 subjects)

to reduce stuttering, which participants attribute to the rhythm and timing of music, as well as different breathing techniques that help alleviate pressure and anxiety. Additionally, many report being able to anticipate when they might stutter.

## V. CONCLUSION

We present the Boli data set to facilitate the development of technology for people who stutter. It includes both read and spontaneous speech with manual word-level annotations. Every file contains a single stuttered word along with a few non-stuttered words. Additionally, we collected individuals who stutter life experiences through a questionnaire to cross-validate severity, intelligibility, and identifying common stuttered words, syllables across individuals. Despite its small size, the data set includes various types of stutter in both read and spontaneous modes, which is rare in the Indian speech context. This can help improve the performance of the ASR model in multiple languages when the data set expands.

## REFERENCES

- [1] Redcliffe Labs. International Stammering/ Stuttering Awareness Day 2022. 2022. Available: <https://redcliffelabs.com/myhealth/health/general-health/international-stammering-stuttering-awareness-day-2022/>.
- [2] Lea, Colin, et al. "From user perceptions to technical improvement: Enabling people who stutter to better use speech recognition." Proceedings of the 2023 CHI Conference on Human Factors in Computing Systems. 2023, pp. 1–16.
- [3] Shonibare, O., Tong, X., & Ravichandran, V. "Enhancing asr for stuttered speech with limited data using detect and pass". arXiv preprint arXiv:2202.05396., 2022.
- [4] Mitra, Vikramjit, et al. "Analysis and tuning of a voice assistant system for dysfluent speech." arXiv preprint arXiv:2106.11759, 2021.
- [5] Howell, P., Davis, S., & Bartrip, J. "The university college london archive of stuttered speech (uclass)". 2009.
- [6] Bayerl, S. P., von Gudenberg, A. W., Hönig, F., Nöth, E., & Riedhammer, K. "KSoF: The Kassel state of fluency dataset—a therapy centered dataset of stuttering". arXiv preprint arXiv:2203.05383, 2022.
- [7] Lea, C., Mitra, V., Joshi, A., Kajarekar, S., & Bigham, J. P. "Sep-28k: A dataset for stuttering event detection from podcasts with people who stutter". In 2021 IEEE International Conference on Acoustics, Speech and Signal Processing (ICASSP), pp: 6798–6802. 2021.
- [8] Kourkounakis, T., Hajavi, A., & Etemad, A. "Fluentnet: End-to-end detection of stuttered speech disfluencies with deep learning". IEEE/ACM Transactions on Audio, Speech, and Language Processing, 29, pp: 2986–2999, 2021.
- [9] Panayotov, V., Chen, G., Povey, D., & Khudanpur, S. "Librispeech: an asr corpus based on public domain audio books". In 2015 IEEE international conference on acoustics, speech and signal processing (ICASSP) pp: 5206–5210, 2015.
- [10] Ratner, N. B., & MacWhinney, B. "Fluency Bank: A new resource for fluency research and practice". Journal of fluency disorders, 56, pp: 69–80, 2018.
- [11] Gong, R., Xue, H., Wang, L., Xu, X., Li, Q., Xie, L., & Li, M. "AS-70: A Mandarin stuttered speech dataset for automatic speech recognition and stuttering event detection". arXiv preprint arXiv:2406.07256, 2024.
- [12] Narasinga, V., Fathima, H., Motepalli, K. S., Mahesh, S., Barche, P., Mirishkar, S. G., & Vuppala, A. "Enhancing Stuttering Detection: A Syllable-Level Stutter Dataset". In 2024 International Conference on Signal Processing and Communications (SPCOM). pp: 1–5, 2024.
- [13] Kourkounakis, T., Hajavi, A., & Etemad, A. "Detecting multiple speech disfluencies using a deep residual network with bidirectional long short-term memory". In ICASSP 2020-2020 IEEE International Conference on Acoustics, Speech and Signal Processing. pp: 6089–6093, 2020.
- [14] Bayerl, S. P., Wagner, D., Nöth, E., & Riedhammer, K. "Detecting dysfluencies in stuttering therapy using wav2vec 2.0." arXiv preprint arXiv:2204.03417., 2022.
- [15] Bayerl, S. P., Wagner, D., Hönig, F., Bocklet, T., Nöth, E., & Riedhammer, K. "Dysfluencies Seldom Come Alone—Detection as a Multi-Label Problem". arXiv preprint arXiv:2210.15982., 2022+Detection". In INTERSPEECH. pp: 2843–2847, 2022.
- [16] Baevski, A., Zhou, Y., Mohamed, A., & Auli, M. "wav2vec 2.0: A framework for self-supervised learning of speech representations". Advances in neural information processing systems, 33, pp: 12449–12460, 2020.

- [17] Radford, A., Kim, J. W., Xu, T., Brockman, G., McLeavey, C., & Sutskever, I. "Robust speech recognition via large-scale weak supervision". In International conference on machine learning. pp: 28492-28518, 2023.
- [18] Bayerl, S. P., Wagner, D., Nöth, E., Bocklet, T., & Riedhammer, K. "The influence of dataset partitioning on dysfluency detection systems". In International Conference on Text, Speech, and Dialogue. pp: 423–436, 2022.