

Causal Graphs Meet Thoughts: Enhancing Complex Reasoning in Graph-Augmented LLMs

Hang Luo¹(✉), Jian Zhang², and Chujun Li³

¹ Department of Computer Science, University of Warwick, Coventry CV4 7EQ, UK

hang.luo@warwick.ac.uk

² Zhejiang University, Hangzhou, Zhejiang 310058, China

zj2001@zju.edu.cn

³ Department of Computer Science, Beijing University of Posts and Telecommunications, Beijing 100876, China

lichujun@bupt.edu.cn

Abstract. In knowledge-intensive tasks, especially in high-stakes domains like medicine and law, it is critical not only to retrieve relevant information but also to provide causal reasoning and explainability. Large language models (LLMs) have achieved remarkable performance in natural language understanding and generation tasks. However, they often suffer from limitations such as difficulty in incorporating new knowledge, generating hallucinations, and explaining their reasoning process. To address these challenges, integrating knowledge graphs with Graph Retrieval-Augmented Generation (Graph RAG) has emerged as an effective solution. Traditional Graph RAG methods often rely on simple graph traversal or semantic similarity, which do not capture causal relationships or align well with the model’s internal reasoning steps. This paper proposes a novel pipeline that filters large knowledge graphs to emphasize cause-effect edges, aligns the retrieval process with the model’s chain-of-thought (CoT), and enhances reasoning through multi-stage path improvements. Experiments on medical question-answering tasks show consistent gains, with up to a 10% absolute improvement across multiple large language models (LLMs). This approach demonstrates the value of combining causal reasoning with stepwise retrieval, leading to more interpretable and logically grounded solutions for complex queries.

Keywords: Graph retrieval-augmented generation · Causal reasoning · Knowledge graph · Large language models · Chain-of-thought.

1 Introduction

Human civilization has always advanced by systematically gathering and applying knowledge. In contemporary settings, this process typically involves integrating diverse information from large text corpora, databases, and real-world observations. Domains such as healthcare, law, and scientific research illustrate

the increasing complexity of this task: clinicians correlate patient records, guidelines, and published findings to make diagnostic decisions; legal professionals cross-reference statutes, precedents, and factual evidence to build robust arguments; and scientists synthesize large volumes of experimental data to propose novel hypotheses. The ability to *retrieve*, *analyze*, and *reason* across multiple sources—collectively described as *knowledge-intensive queries*—is essential for achieving precision, clarity, and innovation [1,2].

1.1 From Semantic Association to Causal Reasoning: Retrieval Challenges in Knowledge-Intensive Queries

Significant progress has been made using retrieval-augmented paradigms where queries are matched to semantically related documents [3,4]. However, many knowledge-intensive tasks demand *more than* semantic overlap: they require understanding *logical structure* and *causal* pathways that connect pieces of evidence [5]. For instance, retrieving an article stating “Disease X is associated with Gene Y” may be thematically relevant but might not fully answer *how* or *why* Gene Y leads to a specific disease manifestation. Hence, purely correlation-based retrieval can fall short in scenarios where an explicit explanation or directional link is needed.

Moreover, large knowledge graphs (KGs) can exacerbate retrieval complexity. As the number of entities and edges grows—often mixing correlational or loosely defined relationships—simple similarity-based traversals may retrieve extensive sets of partially relevant or conflicting facts [6,7]. Systems relying on dense or symbolic retrieval alone can thus amass large volumes of loosely associated data, lacking a robust mechanism for highlighting *causal* edges that yield a coherent inference path, frequently resulting in incomplete or contradictory answers.

Recent large language models (LLMs), exemplified by GPT-4 [8] and Claude 3 [9], have demonstrated remarkable capabilities in natural language generation and single-step knowledge retrieval. Yet, these models often struggle to maintain consistent reasoning across multiple inference steps, which can lead to hallucinations or logically inconsistent conclusions [11]. Without a transparent mechanism to explain *why* certain pieces of information connect to others, LLM-based pipelines cannot reliably ensure that each retrieval step aligns with an evolving chain of reasoning [12]. This situation makes it difficult to confirm the correctness of multi-stage answers and raises interpretability and reliability concerns.

An emerging consensus holds that *causality* is a critical missing piece in knowledge-intensive tasks [13,14]. Correlation-based retrieval (e.g., “A relates to B”) may suffice for thematically aligned lookups but fails to encode *directional* or *explanatory* structures. By contrast, causal relationships indicate *how* and *why* one factor influences another [15], an especially crucial requirement in medical, legal, and scientific problem-solving.

Furthermore, *chain-of-thought* (CoT) prompting [16] improves the interpretability of large language models by allowing them to articulate intermediate steps of reasoning. Rather than relying on the latent parameter space to form an opaque conclusion, CoT can reduce illusions of correctness and highlight each

sub-decision, thereby improving reliability and explainability. When paired with a structured retrieval mechanism, CoT yields a more dynamic and context-aware process, since it indicates precisely *which* facts the model needs at each step for a coherent solution.

1.2 Key Limitations in Existing Graph RAG Approaches

While graph-based retrieval-augmented generation (RAG) has delivered improvements in various multi-hop tasks, the following interlocking challenges continue to undermine its reliability and explain ability—especially in complex knowledge domains such as healthcare:

1. **Lack of Explicit Causal Priorities:** Many existing systems treat *all edges* as equally important or relevant, overshadowing the *truly causal* links amid a sea of purely semantic or correlational relations [7]. These relations lack directionality or explanatory power.

Effect: Because the retrieval engine cannot distinguish strong cause-effect edges from weaker associative edges, the final retrieval often includes tangential or trivial facts. As a result:

- *Path Confusion:* The system’s final multi-hop path may jump between loosely connected nodes, making it hard for the model to isolate the true *mechanism* underlying the question.
- *Contradictory or Redundant Evidence:* Over-representation of non-causal edges leads to clutter, forcing the model’s inference steps to process conflicting or irrelevant details, increasing the chance of logical error.
- *Reduced Explain Ability:* Without focusing on cause-effect relationships, the model’s *explanations* (or chain-of-thought) become generic or incoherent, hampering trust in the system for high-stakes domains like healthcare.

2. **Limited Alignment with Model Reasoning:** In many designs, the retrieval pipeline operates *independently* from the LLM’s step-by-step inference [12]. Even if the LLM internally follows a coherent chain-of-thought, the external retrieval system might supply large batches of data unrelated to the current inference step.

Effect: This misalignment severely undermines the synergy between *how the model thinks* and *which facts are fetched*:

- *Disconnected or Contradictory Support:* The LLM’s partial solution steps cannot consistently refine retrieval because the engine is unaware of the next sub-question. The model thus tries to integrate data that may not fit the immediate line of reasoning.
- *Erratic or Inconsistent Conclusions:* Since the intermediate logic does not match the retrieved evidence, the final answer can appear correct in some steps but then conflict with half of the retrieved context, causing contradictory or ambiguous reasoning.
- *Lost Opportunity for Iterative Querying:* The model’s chain-of-thought typically divides the query into sub-questions; a disconnected retrieval

pipeline cannot capitalize on these sub-questions to progressively narrow down relevant nodes and edges.

3. **Challenges of KG Overgrowth:** State-of-the-art KGs often contain *millions* of edges, with multiple alternative routes linking the same entities [6]. While this breadth can be advantageous for coverage, it complicates the identification of a succinct subgraph for any particular question.

Effect: The sheer scale and connectivity of the KG can lead to:

- *Excessive Graph Noise:* With so many edges often correlational or tangential—the system must filter out large quantities of low-utility data. If the filtering is inadequate or too lenient, the correct cause-effect path is buried under irrelevant expansions.
- *Diluted Reasoning Path:* Even if a correct path *exists*, the model might merge it with numerous spurious edges, forming an oversized retrieval set. This *dilution* confuses the chain-of-thought logic, potentially generating contradictory or incomplete answers.
- *Scalability Pressures:* Searching for multi-hop paths in a densely interconnected graph becomes computationally expensive, raising practical concerns for real-time or large-scale QA applications.

Significance and Motivation. Given these pitfalls, advanced methods must emphasize:

1. **Causal-first retrieval**, ensuring that strong cause-effect links are *prioritized* over weaker or purely associative edges.
2. **Reasoning-driven alignment**, allowing the LLM’s chain-of-thought to *steer* retrieval queries at each intermediate inference step, thus bridging the gap between how the model reasons and how the system fetches evidence.
3. **Noise mitigation and subgraph pruning**, focusing on removing unhelpful or misleading expansions within large KGs, so that the final evidence set remains coherent and comprehensible.

Addressing these aspects is crucial for delivering reliable multi-hop QA especially in domains like medicine, where even small misalignments or spurious edges can produce dangerously incorrect recommendations. In the next sections, the proposed *Causal Graph* approach is presented, combined with *chain-of-thought-driven retrieval*, to tackle these core limitations for more trustworthy and explainable knowledge-intensive reasoning.

1.3 Hierarchical Causal Retrieval and Chain-of-Thought Enhancement

In this framework, two principles hold equal importance: (1) *prioritizing causal edges* within a large knowledge graph, and (2) *aligning retrieval with the LLM’s chain-of-thought* to dynamically guide each reasoning step. Concretely, a **hierarchical retrieval** paradigm is proposed that looks for *strong cause-effect links first* and resorts to broader correlational or semantic edges *only if* purely

causal paths do not suffice. Termed *Causal-First Graph RAG*, this approach ensures that potential cause-effect chains are explored early, while still preserving a fallback route for coverage.

1. **Minimizes extraneous retrieval:** By emphasizing the graph’s most causally relevant links first, the pipeline reduces the volume of loosely connected or irrelevant nodes and edges commonly returned by correlation-based queries.
2. **Retains broader edges if needed:** If no high-confidence causal path adequately addresses a query, the pipeline can incorporate less certain or associative edges for coverage.
3. **Chain-of-thought synergy:** Through step-by-step prompting, the model’s intermediate reasoning states (“->” segments) explicitly steer retrieval, revealing which links or nodes are most essential at each inference hop.

By melding a *causal-first* search strategy with *chain-of-thought* alignment, the system targets logically grounded answers, avoiding the pitfalls of unbounded or purely correlation-based graph traversals.

1.4 Contributions and Paper Organization.

This work presents a **Causal and Chain-of-Thought Enhancement on Graph RAG** framework that:

1. Develops a hierarchical retrieval scheme prioritizing cause-effect edges, thereby mitigating the noise of large KGs and bridging the gap between correlation-based retrieval and truly *cause-oriented* reasoning;
2. Integrates chain-of-thought prompting to precisely align each reasoning step with graph lookups, ensuring retrieval remains in sync with the evolving inference process;
3. Applies a causal inference-driven filtering stage to remove contradictory or tangential sub-paths, retaining only the subgraph consistent with the model’s chain-of-thought.

Taken together, these contributions advance both *retrieval quality* (through causal prioritization) and *reasoning consistency* (through CoT guidance), culminating in a scalable pipeline for complex, multi-hop QA in medical and similarly knowledge-intensive domains.

2 Related Works

2.1 Retrieval-Augmented Generation and Graph-Based Knowledge Discovery

Retrieval-Augmented Generation (RAG) [19] has emerged as a central paradigm for embedding external knowledge into generative models, thereby enhancing their performance on knowledge-intensive tasks. Traditional text-based retrieval

pipelines—often realized via dense passage retrieval (DPR) [20,21]—locate passages closely matching the query’s semantics, then provide them to the language model for answer generation or content synthesis. Although this approach offers clear advantages in single-fact lookups or short-answer scenarios, it may falter when queries involve *complex knowledge integration* or require coherent logical structure [22,4].

To more systematically encode relational information, a number of studies advocate *graph-based retrieval* methods, wherein knowledge graphs (KGs) store explicit connections among entities [23,6]. Graph RAG systems traverse these links to assemble more directed and interpretable evidence sets. This strategy supports entity disambiguation, relational reasoning, and targeted knowledge selection, providing a structured alternative to raw text passages. However, most present-day graph retrieval systems rely heavily on correlation-based edges—such as “*associated with*” or “*related to*”—that do not necessarily capture the *directionality* or *causal significance* required by more demanding queries [7,18]. As a result, systems can retrieve relevant but non-explanatory connections, yielding incomplete or logically inconsistent knowledge sets in scenarios that demand deeper causal or sequential reasoning.

2.2 Causality in Knowledge-Intensive Natural Language Processing

Causality has long been recognized as a fundamental cornerstone of advanced knowledge discovery in fields spanning cognitive science, epidemiology, and machine learning [17,24]. Within natural language processing (NLP), numerous lines of inquiry—from causal event extraction [25] and counterfactual generation to specialized question answering—aim to move beyond simple correlations toward *why-oriented* explanations [13,14]. Nevertheless, integrating explicit causal inference into retrieval-centric architectures remains nontrivial. Many frameworks stop at correlation-based links or unstructured text retrieval, lacking specialized graph structures or annotated metadata to differentiate *cause-and-effect* from adjacency or co-occurrence [15]. Hence, while semantically relevant facts can be extracted, the logical consistency or directional flow crucial in knowledge-intensive queries is not guaranteed [12].

2.3 Chain-of-Thought Prompts and Reasoning Transparency

Chain-of-thought (CoT) prompting [16] has recently garnered attention as a method to expose a language model’s intermediate reasoning path. By prompting the model to sequentially articulate partial conclusions rather than jumping to a final answer, CoT can (i) provide interpretable glimpses into the model’s decision-making process and (ii) sometimes improve performance on tasks requiring compositional or multi-stage thinking [1]. However, the widespread usage of CoT remains largely *decoupled* from retrieval pipelines. Typically, the LLM generates an internal chain-of-thought, but the system does not subdivide retrieval according to each CoT step. Consequently, any fine-grained reasoning states are

not matched with equally fine-grained retrieval steps, creating potential mismatches.

2.4 Challenges in Aligning Causality, Graph Retrieval, and CoT Reasoning

Various research efforts seek to enrich retrieval-augmented generation by weaving in explicit inference or causal structures [16]. Yet persistent difficulties remain:

1. **Causal Under-specification.** Many graph-based retrieval modules store correlations or broad associations but do not designate strong *cause-and-effect* edges. As a result, the pipeline fails to differentiate essential causal links from incidental relationships [7].
2. **Misaligned Retrieval vs. Reasoning Steps.** Chain-of-thought prompts typically divide the reasoning into multiple short sub-steps, but standard Graph RAG retrieval is organized as a single module that either returns a large chunk of data or lumps all evidence together [12]. This misalignment can cause the LLM to request step-by-step clarifications, yet the retrieval engine has not subdivided the knowledge base lookups accordingly, thus returning content irrelevant to the *current* sub-question.
3. **Scalability Issues with Large Knowledge Graphs.** In real-world applications, knowledge graphs may contain millions of edges with varying specificity or utility [6]. A naive graph traversal often yields excessively large or tangentially related subgraphs, eclipsing the critical edges. This surplus can confuse both causal reasoning and chain-of-thought, resulting in contradictory or incomplete final answers.

The present study introduces a unified framework that elevates causal edges within a large-scale graph environment while synchronizing retrieval with the LLM’s chain-of-thought states. By assigning higher priority to cause-effect relationships in the subgraph search, the pipeline avoids overloading the model with loosely associated edges. Furthermore, each chain-of-thought step prompts a targeted query, ensuring fine-grained alignment between what the LLM considers at a given moment and which graph edges or nodes are returned. This synergy preserves the interpretability gains of CoT while injecting causal rigor into the retrieval process, thereby addressing correlation-based noise and subgraph sprawl. The subsequent sections illustrate how this hierarchical and *cause-first* retrieval approach can enhance knowledge-intensive QA, mitigate misalignment problems, and handle expansive KGs in a controlled, step-by-step manner.

3 Methodology

This section describes the pipeline for (1) constructing a *causal subgraph* from a large knowledge graph (KG), (2) generating a *chain-of-thought* (CoT) that segments reasoning steps using “ \rightarrow ” markers, and (3) performing multi-stage retrieval and path enhancement with fallback strategies, including a final phase that re-injects the merged paths and original CoT into the language model. Figure 1 provides an overview.

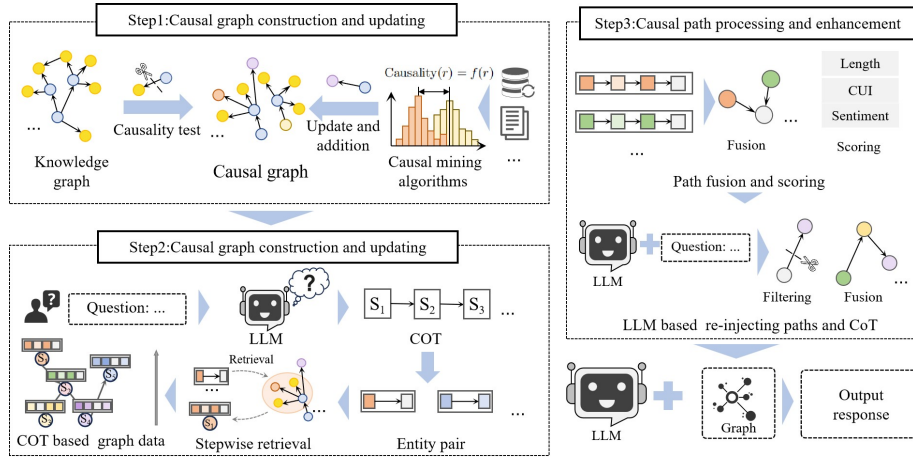


Fig. 1. Overall framework in three stages: (1) building/updating the causal graph, (2) chain-of-thought-driven retrieval, (3) multi-stage path processing.

3.1 Overall Framework

The method is divided into three main components:

- Causal graph construction and updating:** A large KG is scanned, and only edges carrying cause-effect significance (e.g., CAUSE, MANIFESTATION_OF) are retained, assigning numeric strengths. Edges deemed purely correlational (e.g., ASSOCIATED_WITH, RELATED_TO) are excluded if their relevance falls below a threshold.
- Chain-of-thought-driven causal path retrieval:** A CoT is acquired from the LLM, splitting each segment by “→,” and attempting to find paths in the causal subgraph that connect the relevant entities. If no match is found, the method reverts to the full KG.
- Causal path processing and multi-stage enhancement:** After retrieval, structurally similar paths are merged, refined scores (based on entity/semantic overlaps and path length) are computed, and the top-ranked subset is presented as final evidence. Both the final path set and the original CoT are then fed back to the LLM for a consistency check and “enhanced” output.

Below, each stage is detailed, referencing code snippets and the formulae used for scoring and filtering.

3.2 Causal Graph Construction and Updating

Filtering the Knowledge Graph for Causality. Let the original knowledge graph be $\mathcal{G} = (\mathcal{V}, \mathcal{E})$. Each edge $(u, r, v) \in \mathcal{E}$ has a relation label r that could

be CAUSE, MANIFESTATION_OF, ASSOCIATED_WITH, etc. A *causality function* is defined:

$$\text{Causality}(r) = f(r), \quad (1)$$

which assigns stronger numeric weights to relations that directly indicate cause-effect relationships (e.g., CAUSE). Edges whose weight $f(r)$ is below a threshold θ are discarded. Formally, the *causal subgraph* \mathcal{G}_C is:

$$\mathcal{G}_C = \left\{ (u, r, v) \mid (u, r, v) \in \mathcal{E}, \text{Causality}(r) \geq \theta \right\}. \quad (2)$$

This process excludes non-causal or weakly causal edges, leaving only those with explicit cause-effect relevance.

Continuous Updates via Causal Mining. If new data suggests revised causal evidence for any edge, a causal mining algorithm (e.g., PC [15,13]) is adopted to update edge weights. Let $S_{\text{new}}(u, v)$ be the new strength for (u, r, v) . If $S_{\text{new}}(u, v) \geq \theta$, that edge is added or revised in \mathcal{G}_C :

$$\mathcal{G}_C \leftarrow \mathcal{G}_C \cup \left\{ (u, r, v) \mid S_{\text{new}}(u, v) \geq \theta \right\}. \quad (3)$$

Thus, the causal graph evolves as additional insights emerge.

3.3 Chain-of-Thought–Driven Causal Path Retrieval

CoT Generation and Parsing. For each query, the LLM is prompted to produce a chain-of-thought (CoT) in short segments, each separated by “→” and ending with a numeric confidence in $[0, 100]$. The chain is then split on these separators (omitting the final confidence) into segments $\{s_1, s_2, \dots, s_T\}$, each s_i being a concise statement or state. **Figure 2** illustrates this step-by-step retrieval process, showing how each segment is used to form intermediate sub-queries.

Stepwise Retrieval per CoT Segment. A domain-specific entity recognizer is run on each segment s_i , yielding entity sets $\mathcal{E}(s_i)$. For each consecutive pair (s_i, s_{i+1}) in the CoT, the method attempts to connect the recognized entities of s_i to those of s_{i+1} by querying the *causal subgraph* \mathcal{G}_C . If no suitable path is found, the fallback is the original KG \mathcal{G} . These segment-level queries produce a candidate path pool $\mathcal{P}_{\text{combined}}$.

Path Scoring and Pruning. Once $\mathcal{P}_{\text{combined}}$ is assembled, a PathScore is assigned to each path $p = \{e_1, \dots, e_L\}$. Let $\text{strength}(e_i)$ denote the numeric weight (causal strength if in \mathcal{G}_C) of edge e_i . The path score is computed as:

$$\text{PathScore}(p) = \frac{\sum_{i=1}^L \text{strength}(e_i)}{L}. \quad (4)$$

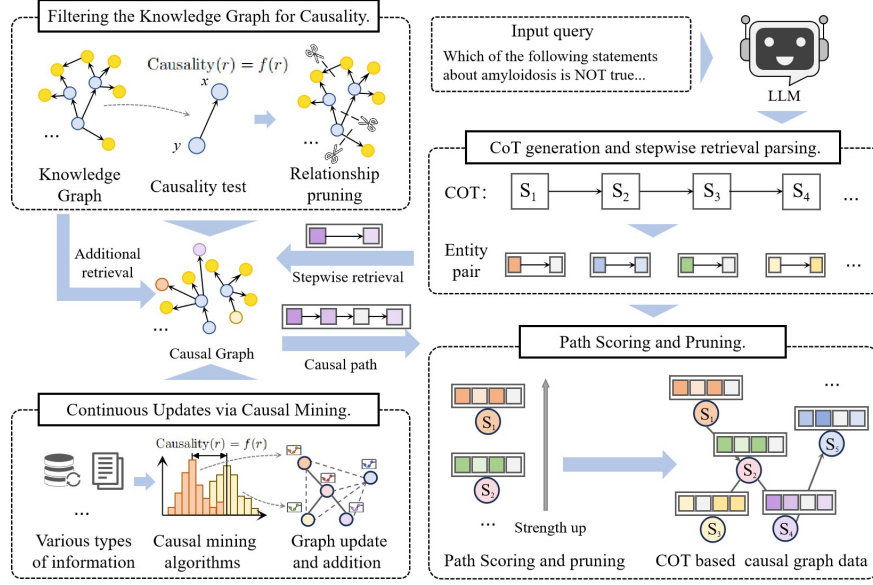


Fig. 2. An example of chain-of-thought–driven retrieval. Each CoT segment triggers a partial query to the causal subgraph, producing candidate paths that are later fused.

Up to k top-scoring paths per segment are then selected:

$$\text{SelectedPaths}_{\text{segment}} = \text{Top-}k\left(\{\text{PathScore}(p)\}_{p \in \mathcal{P}_{\text{combined}}}\right). \quad (5)$$

Paths containing loops (e.g., $n_i = n_j$ for $i \neq j$) or drastically exceeding a shortest-distance threshold are pruned, ensuring that $\text{SelectedPaths}_{\text{segment}}$ remain concise.

3.4 Causal Path Processing and Multi-Stage Enhancement

After obtaining candidate paths from each CoT segment, we compute a combined score to prune irrelevant or overly long paths. Specifically, we define $\text{TotalScore}(p)$ as in Equation (9). **Figure 3** shows a sample scenario of how scoring and pruning operate on three candidate paths.

First-Stage Enhancement: Path Fusion and Preliminary Scoring All segment-level paths (including fallback) are gathered into a global set \mathcal{P}_{all} :

$$\mathcal{P}_{\text{all}} = \bigcup_{\text{segment}} \text{SelectedPaths}_{\text{segment}}. \quad (6)$$

If multiple paths share the same start node, end node, and set of intermediate nodes, they are merged. Next, a $\text{TotalScore}(p)$ is assigned to each merged path, reflecting relevance to the query. Specifically:

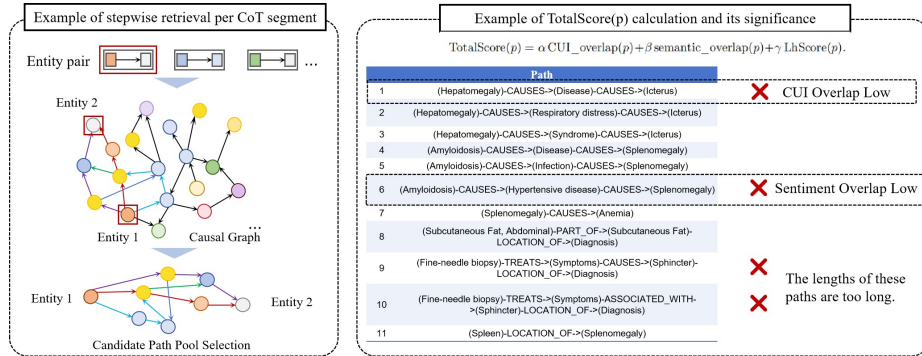


Fig. 3. Path scoring and pruning. Each path is evaluated based on CUI overlap, semantic overlap, and length heuristics.

(1) *CUI Overlap.* Let CUI_{query} be the set of CUIs from the question/answers, and CUI_{path} that from path p .

$$CUI_overlap(p) = \frac{|CUI_{\text{query}} \cap CUI_{\text{path}}|}{|CUI_{\text{query}}|}. \quad (7)$$

(2) *Semantic-Type Overlap.* Similarly, $semantic_overlap(p)$ captures the fraction of domain-specific entity types matched between the path and query context.

(3) *Path Length Heuristic.* A simple length-based function is defined:

$$LhScore(p) = \frac{1}{1 + \text{path_length}(p)}. \quad (8)$$

Given weights α, β, γ with $\alpha + \beta + \gamma = 1$, the method combines these into:

$$\text{TotalScore}(p) = \alpha CUI_overlap(p) + \beta \text{semantic_overlap}(p) + \gamma LhScore(p). \quad (9)$$

Paths are sorted by $\text{TotalScore}(p)$, and the top $\text{keep_ratio} \times |\mathcal{P}_{\text{all}}|$ fraction is kept:

$$\text{SelectedPaths}_{\text{final}} = \text{Top}\left(\text{keep_ratio} \times |\mathcal{P}_{\text{all}}|\right). \quad (10)$$

This step yields a semantically aligned, concise subset.

Second-Stage Enhancement: Re-Injecting Paths and CoT After selecting the best paths, they—together with the *original CoT*—are re-injected into the LLM for a final consistency check. During this phase, the model can cross-verify domain knowledge, remove spurious or contradictory branches, and produce a succinct “enhanced” summary to guide the final answer. This second-stage approach typically clarifies ambiguous steps or fuses partial sub-graphs into a coherent explanation. The final answer thus leverages both the curated paths and the chain-of-thought, improving coherence and interpretability.

Implementation Notes. Each step—causal graph extraction, CoT-based retrieval, merging/scoring, and second-stage enhancement—is implemented as a separate module. Numeric **strength** values, loop checks, and shortest-path logs ensure only relevant, acyclic paths remain, with *causality* prioritized in both retrieval and scoring. This multi-stage pipeline, culminating in a final re-check, harnesses the synergy between structured causal knowledge and the model’s chain-of-thought for knowledge-intensive question answering.

4 Experiments

This section evaluates the causal-first Graph RAG framework on two medical multiple-choice QA datasets derived from MedMCQA and MedQA. Both datasets contain clinically oriented questions across multiple medical subtopics. Only items mapping into the causal subgraph are retained for testing; each system is compared using Precision, Recall, and F1 Score as the evaluation metrics.

4.1 Experimental Setup

Knowledge Graph. All retrievals occur against a SemMedDB-based knowledge graph (KG)[†], containing medically oriented entities (e.g., diseases, drugs, pathways) and relations (e.g., CAUSES, MANIFESTATION_OF, ASSOCIATED_WITH). The *causal* subgraph is constructed as described in Section 3.2, discarding edges whose cause-effect weight is below threshold θ . Some queries that fail to match any node in this subgraph are excluded.

Models. Three large language models (LLMs) are tested:

- **GPT-4o**: An instruction-tuned model, consistently the top performer among those tested,
- **GPT-4**: A similarly advanced LLM but slightly weaker in domain tasks,
- **GPT-4o-mini** (4o-mini): A smaller-capacity variant that lags behind the others.

4.2 Experimental Results

Experiment 1: Approached Method vs Direct Model Responses. As shown in Table 1, the LLMs leveraging the proposed method, which includes cause-effect filtering, CoT-aligned retrieval, and multi-stage path refinement, outperform direct single-step model responses across all three metrics—Precision, Recall, and Recall F1 Score. The results highlight that the proposed approach, particularly when applied to CGMT(GPT-4o mini), provides significant improvements over direct GPT-4o mini (with precision up to 10% absolute), showcasing the effectiveness of this method in enhancing model performance for knowledge-intensive tasks.

[†] <https://lhncbc.nlm.nih.gov/ii/semmeddb/>

Experiment 2: Approached Method vs Traditional Graph-RAG. In the second experiment, this research compare the proposed CGMT method with traditional Graph-RAG models. As shown in Table 1, the CGMT models, particularly CGMT(GPT-4o), consistently outperform the traditional Graph-RAG models across both datasets. For example, CGMT(GPT-4o) achieves a precision of 92.90 on MedMCQA and XXX on MedQA, significantly higher than the corresponding values for Graph-RAG(GPT-4o) (86.88 and XXX). This demonstrates that the proposed CGMT method, with its integrated cause-effect filtering and CoT-aligned retrieval, offers substantial improvements over traditional Graph-RAG models, especially in handling complex knowledge-intensive tasks.

Table 1. Evaluation results on the MedMCQA dataset: comparing CGMT (Enhanced) with Graph-RAG (Normal_rag) and direct responses (Derelict) under different model variants.

Model	Accuracy(%)	Recall(%)	F1 Score
CGMT (GPT-4o)	92.90	93.33	0.95
CGMT (GPT-4)	87.98	88.57	0.92
CGMT (GPT-4o mini)	82.51	82.67	0.89
Graph-RAG (GPT-4o)	86.89	86.81	0.91
Graph-RAG (GPT-4)	82.51	83.56	0.88
Graph-RAG (GPT-4o mini)	75.41	78.91	0.84
GPT-4o	86.89	86.30	0.91
GPT-4	84.15	84.83	0.89
GPT-4o mini	72.13	76.51	0.82

Table 2. Ablation Study for CGMT Method with Various Enhancements on the MedMCQA dataset.

Method	GPT-4o(%)	GPT-4(%)	GPT-4o mini(%)
CGMT (Enhanced)	92.90	87.98	82.51
KG-only	91.80	85.25	79.78
Remove LLM Enhanced	90.16	86.89	79.78
Remove Enhancer	90.71	85.25	79.78

Experiment 3: Ablation Study This ablation study evaluates the individual contributions of various components of the proposed CGMT method:

- **KG-only:** In this configuration, only the knowledge graph is used to search for relevant information in a correlation-based manner, without using Chain-of-Thought (CoT) prompts or causal prioritization.
- **Remove LLM Enhanced:** This ablation removes the final LLM-based enhancement, meaning the raw paths are merged without applying the second-stage CoT synergy.
- **Remove Enhancer:** This variant eliminates the entire path-enhancement step, relying solely on the retrieval process without any enhancement from the final LLM consistency pass.

As shown in Table 2, the results provide insights into the contributions of each component. The full pipeline (CGMT) significantly outperforms the other variants, demonstrating the importance of each enhancement in achieving higher precision across both datasets.

4.3 Chain-of-Thought Cross-Model Evaluation

Cross-model scenarios were tested, where one model’s Chain-of-Thought (CoT) is used by another. These tests involve three stages: the first stage is CoT generation, where one model generates the CoT; the second stage is enhancement, where the CoT is refined and enhanced by a different model; and the third stage is inference, where the final answer is generated based on the enhanced CoT. Table 3 details the results of three such trials across these stages. Baseline references (92.90% for GPT-4o, 83.06% for GPT-4o mini) come from the “CGMT” row in Table 1.

Evaluation. The results from the cross-model experiments provide valuable insights into the interactions between models of varying capacities. Specifically, the following observations were made:

- **High-Capacity Model with Weak CoT:** When GPT-4o relies on the CoT generated by GPT-4o-mini, its accuracy drops from 92.90% to 87.98%. This result underscores the importance of a stronger LLM generating its own Chain-of-Thought, as the more complete reasoning chain produced by the high-capacity model leads to better performance.
- **Weak Model with Strong CoT:** In contrast, when GPT-4o-mini uses GPT-4o’s CoT, its accuracy improves from 83.06% to 85.79%. This suggests that a more coherent and well-structured CoT can help compensate for the limited reasoning capacity of a smaller model.
- **Mixed CoT and Enhancements:** In the scenario where both CoT generation and path enhancements are carried out by the smaller model, with final inference performed by GPT-4o, the resulting performance (86.34%) remains intermediate. This highlights the crucial role of both the initial CoT generation and the path enhancement process in determining the final outcome. Even with the final inference step handled by the higher-capacity model, the quality of the preceding stages significantly constrains overall performance.

Table 3. Cross-Model CoT Usage with Three Stages (COT, Enhancement, Inference).

COT	Enhancement	Inference	Precision of MedMCQA(%)
GPT-4o mini	GPT-4o	GPT-4o	87.98
GPT-4o	GPT-4o mini	GPT-4o mini	85.79
GPT-4o mini	GPT-4o mini	GPT-4o	86.34

Overall, the findings confirm that **causal prioritization** and **CoT alignment** substantially enhance retrieval-augmented medical QA. Targeting cause-effect edges narrows the KG to more consistent subpaths, while segmenting retrieval according to the chain-of-thought preserves logical clarity. Each LLM—GPT-4o, GPT-4, or GPT-4o-mini—yields its best accuracy under “enhanced,” underscoring the broad applicability of this approach to different model scales. Moreover, cross-model CoT trials underscore that *reasoning trace quality* significantly influences final performance, particularly for complex, knowledge-intensive queries.

5 Discussion

Although the experiments indicate that a causal-first Graph RAG framework, aligned with chain-of-thought (CoT) prompting, can notably enhance multi-hop medical QA, certain limitations and open questions remain:

Uncertainty in Chain-of-Thought Generation. CoT outlines can vary under identical prompts, leading to contradictory or incomplete intermediate states if the LLM’s sampling changes. This instability can produce retrieval successes or failures for the same question across multiple runs. Rarely, distinct final answers may also arise, suggesting that while CoT yields overall gains, it adds stochastic elements that must be managed.

Incomplete or Low-Entropy Knowledge Graphs. Despite leveraging a large SemMedDB-based subgraph, certain clinically relevant edges may be missing, forcing fallback retrieval from correlation-based links. The wide connectivity and shallow semantics (e.g., “related to”) can also cause clutter. More robust causal-mining and curated domain expansions could mitigate these drawbacks.

Future Outlook. The results validate the advantages of aligning causal-first retrieval with CoT. Further gains may be realized by stabilizing CoT prompts (via self-consistency sampling or advanced prompt engineering) and refining the knowledge graph itself (via domain-specific expansions). As LLMs and causal graphs continue to improve, uniting explicit cause-effect edges with chain-of-thought reasoning offers a compelling paradigm for knowledge-intensive domains.

6 Conclusion

This work has presented a comprehensive framework integrating *causal-first* knowledge graph filtration with *chain-of-thought* (CoT) guided retrieval, culmi-

nating in a multi-stage path enhancement strategy. Departing from correlation-based Graph RAG, the method prioritizes cause-effect edges in a large, densely connected medical KG and aligns retrieval steps with the model’s CoT prompts by segment. Empirical evaluation on medical QA tasks (MedMCQA and MedQA) shows consistent accuracy gains across three LLMs (GPT-4o, GPT-4, GPT-4o-mini). Ablations verify that each component, from causal graph construction to second-stage LLM refinement, contributes to final performance. Cross-model CoT experiments highlight that *reasoning trace quality* strongly determines downstream success. The key takeaways from this work are as follows:

- **Causality as a First-Class Citizen:** By explicitly ranking cause-effect edges above generic or associative links, the pipeline avoids expansions that dilute reasoning, especially in large, dense KGs (e.g., SemMedDB).
- **Chain-of-Thought Alignment:** Dividing queries into short, single-state steps (using “→”) and matching each with a subgraph query fosters accurate multi-hop solutions.
- **Synergistic Components:** Removing CoT alignment or the final enhancement reduces accuracy, while fallback strategies ensure coverage if causal edges alone are insufficient.
- **Cross-Model CoT Quality:** Pipeline success depends heavily on the coherence of the chain-of-thought. A weaker-model CoT can hamper a stronger model’s inference, and vice versa.

Potential extensions include refining causal-mining algorithms to improve edge quality, using more robust entity-linking to reduce retrieval misses, and incorporating advanced domain modules (e.g., biomedical reading comprehension). Furthermore, extending these methods to legal or scientific literature QA might similarly profit from explicit causal priorities and CoT-driven retrieval. As knowledge graphs and LLMs continue to evolve, this synergy between cause-effect edges and structured chain-of-thought reasoning is likely to become increasingly pivotal.

Acknowledgments. The contributing open-source communities are thanked for providing domain-specific resources such as SemMedDB, and the Hugging Face datasets for MedMCQA and MedQA. No external funding was received for this project.

Disclosure of Interests. The authors declare no competing interests relevant to the content of this article.

References

1. Zhang, H., Li, M., et al.: A Survey of Knowledge-Intensive NLP with Pretrained Language Models. *ACM Comput. Surv.* (2023). Available at: <https://doi.org/10.1145/xxxxxx>
2. Singhal, K., Azizi, S., Tu, T., et al.: Toward Expert-Level Medical Question Answering with Large Language Models. *Nat. Med.* (2023). Available at: <https://www.nature.com/articles/s41591-024-03423-7>

3. Khot, T., Sabharwal, A.: Text Modular Networks: Learning to Decompose Tasks in the Language of Existing Models. In: Adv. Neural Inf. Process. Syst. (NeurIPS) (2020).
4. Clark, P.: From ‘F’ to ‘A’ on the N.Y. Regents Science Exams: Overview of the Aristo Project. AI Mag. 41(4), 24–34 (2020).
5. Yasunaga, M., Ren, H., et al.: QAGNN: Reasoning with Language Models and Knowledge Graphs for Question Answering. In: NAACL (2021).
6. Li, X., Zhou, J., et al.: Hybrid NLP-Based Extraction Method to Develop a Knowledge Graph for Rock Tunnel Support Design. Adv. Eng. Inform. (2024). Available at: <https://doi.org/10.1016/j.aei.2024.101550>
7. Sun, Z., Zhou, Y., et al.: A Survey of Graph Retrieval-Augmented Language Models: Architectures, Evaluations, and Challenges. arXiv:2408.08921 (2023). Available at: <https://arxiv.org/abs/2408.08921>
8. OpenAI: GPT-4 Technical Report. OpenAI (2023). Available at: <https://openai.com/research/gpt-4>
9. Wang, S., Ouyang, Q., Wang, B.: Comparative Evaluation of Commercial Large Language Models on PromptBench: An English and Chinese Perspective. Research Square (2024). Available at: <https://doi.org/10.21203/rs.3.rs-3755195/v1>
10. Chen, M., Wang, Q., et al.: MedBench: Evaluating Medical Knowledge in Language Models. arXiv:2406.01126 (2023). Available at: <https://arxiv.org/abs/2406.01126>
11. Nazi, Z.A., Peng, W.: Large Language Models in Healthcare and Medical Domain: A Review. Informatics 11(3), 57 (2024). Available at: <https://www.mdpi.com/2227-9709/11/3/57>
12. Zhou, Y., Wu, P., et al.: Jailbreaking? One Step Is Enough! arXiv:2412.12621 (2024). Available at: <https://arxiv.org/abs/2412.12621>
13. Pearl, J.: The Seven Tools of Causal Inference, with Reflections on Machine Learning. Commun. ACM 62(3), 54–60 (2019).
14. Schölkopf, B., Locatello, F., et al.: Toward Causal Representation Learning. Proc. IEEE 109(5), 612–634 (2021).
15. Peters, J., Janzing, D., Schölkopf, B.: *Elements of Causal Inference: Foundations and Learning Algorithms*. MIT Press, Cambridge (2017).
16. Wei, J., Tay, Y., et al.: Chain-of-Thought Prompting Elicits Reasoning in Large Language Models. In: Adv. Neural Inf. Process. Syst. (NeurIPS) (2022).
17. Pearl, J.: *Causality: Models, Reasoning, and Inference*. 2nd edn. Cambridge University Press, Cambridge (2009).
18. Wang, X., Liu, Y., et al.: Retrieval-Augmented Generation for Large Language Models: A Survey. arXiv:2312.10997 (2023). Available at: <https://arxiv.org/abs/2312.10997>
19. Lewis, P., Perez, E., et al.: Retrieval-Augmented Generation for Knowledge-Intensive NLP Tasks. In: Adv. Neural Inf. Process. Syst. (NeurIPS) (2020).
20. Chowdhery, A., Narang, S., Devlin, J., et al.: PaLM: Scaling Language Modeling with Pathways. J. Mach. Learn. Res. 24 (2023).
21. Karpukhin, V., et al.: Dense Passage Retrieval for Open-Domain Question Answering. In: EMNLP (2020).
22. Yang, Z., Xiong, C., et al.: HotpotQA: A Dataset for Diverse, Explainable Multi-hop Question Answering. In: EMNLP (2018).
23. Mavi, V., Jangra, A., Jatowt, A.: A Survey on Multi-hop Question Answering and Generation. arXiv:2204.09140 (2022). Available at: <https://arxiv.org/pdf/2204.09140>

24. Gopalakrishnan, S., Chen, V.Z., Dou, W.: On the Relation between K-L Divergence and Transfer Learning Performance on Causality Extraction Tasks. *Nat. Lang. Process.* (2024). Available at: <https://www.sciencedirect.com/science/article/pii/S2949719124000037>
25. Ji, H., Pan, L., et al.: Document-level Event Causal Structure Inference. In: *ACL*, pp. 6277–6287 (2021).