

Reddit Rules and Rulers: Quantifying the Link Between Rules and Perceptions of Governance across Thousands of Communities

Leon Leibmann, Galen Weld, Amy X. Zhang, Tim Althoff

Paul G. Allen School of Computer Science & Engineering, University of Washington
{lleibm, gweld, axz, althoff}@cs.washington.edu

Abstract

Rules are a critical component of the functioning of nearly every online community, yet it is challenging for community moderators to make data-driven decisions about what rules to set for their communities. The connection between a community’s rules and how its membership feels about its governance is not well understood. In this work, we conduct the largest-to-date analysis of rules on Reddit, collecting a set of 67,545 unique rules across 5,225 communities which collectively account for more than 67% of all content on Reddit. More than just a point-in-time study, our work measures how communities change their rules over a 5+ year period. We develop a method to classify these rules using a taxonomy of 17 key attributes extended from previous work. We assess what types of rules are most prevalent, how rules are phrased, and how they vary across communities of different types. Using a dataset of communities’ discussions about their governance, we are the first to identify the rules most strongly associated with positive community perceptions of governance: rules addressing *who* participates, how content is formatted and tagged, and rules about commercial activities. We conduct a longitudinal study to quantify the impact of adding new rules to communities, finding that after a rule is added, community perceptions of governance immediately improve, yet this effect diminishes after six months. Our results have important implications for platforms, moderators, and researchers. We make our classification model and rules datasets public to support future research on this topic.

1 Introduction

Rules are critical to the safe and healthy functioning of online communities, and setting and enforcing rules is central part of their governance (Matias 2019a; Fiesler et al. 2018). However, on many platforms, including Facebook Groups, Discord, and Reddit, community leaders have enormous leeway and minimal guidance in the rules they choose to set (Kraut and Resnick 2012). Furthermore, measuring the relationship between rules and community outcomes (such as bullying, misinformation, or community members’ attitudes about governance) is challenging due to the difficulty of quantifying both (Fiesler et al. 2018; Weld et al. 2024), as well as the abundance of confounding factors. As such, it’s

challenging for community moderators to know what rules would result in the best outcomes for their communities.

Studying rules in online communities poses several key difficulties. Making sense of the dozens of thousands of unique rules that are posted by thousands of varied communities requires a robust system for classifying rules. Furthermore, communities change their rules as they grow and in response to events, meaning that point-in-time assessments of rules fail to capture temporal dynamics (Reddy and Chandrasekharan 2023). Previous work has examined rules across many communities (Fiesler et al. 2018; Hwang and Shaw 2022; Fang, Yang, and Zhu 2023), and how rules are added as communities grow (Reddy and Chandrasekharan 2023; Keegan and Fiesler 2017), yet how these rules relate to community outcomes is poorly understood. Community outcomes themselves are difficult to measure, and are often assessed with surveys (Weld, Zhang, and Althoff 2021; Koshy et al. 2023; Almerkhi, Kwak, and Jansen 2020; Seering and Kairam 2022; Kairam, Mercado, and Sumner 2022). Recently, methods have been proposed to automatically quantify different community outcomes (Weld et al. 2024; Bao et al. 2021), yet this work does not directly address rules.

In this paper, we present the largest-to-date study of rules in online communities. We collect 67,545 unique rules from 5,225 communities constituting 67.58% of all activity on Reddit, and identify how these rules were changed over a 5+ year study period, using data from the Wayback Machine (§3.1). We develop a pipeline to classify these rules using a taxonomy of 17 different attributes, extended from previous work (Fiesler et al. 2018). Further, we use an existing method to quantify communities’ public discussion of their governance (Weld et al. 2024) (§3.3) along with causal inference methods (§3.4) and assess how rules are associated with community members’ perceptions of their community’s governance, an important outcome.

Our analyses address three key research questions:

- RQ1** What rules do communities have on Reddit? (§4)
- RQ2** What rules are associated with positive community perceptions of governance? (§5)
- RQ3** What is the impact of adding new rules? (§6)

We find that the rules set by communities vary widely, but important patterns emerge. Rules targeting post content are by far the most common, appearing in 89.74% of communi-

ties, while rules about who can participate are relatively rare, appearing in only 20.89% of communities (§4.1). Communities are also more likely to phrase their rules in terms of what is *prohibited* as opposed to permitted (§4.2). However, not all communities are the same: Discussion communities and communities for specific identity groups are $1.36\times$ more likely to have rules restricting who can participate (§4.3).

Using IPTW causal inference methods (Austin and Stuart 2015), we adjust for confounding factors while assessing differences between communities *with* vs. *without* different rules. We find that rules about how content is formatted and who participates are associated with significantly more positive perceptions of governance (§5). Furthermore, we find that rules emphasizing what behavior is *permitted* as opposed to *prohibited* are also associated with more positive perceptions of governance. Finally, we conduct a longitudinal study of what happens in communities after new rules are added (§6), and find that rule additions are associated with an immediate improvement in communities’ perceptions of their governance, although this effect typically diminishes after approximately six months.

We discuss important implications of our results for researchers, platforms, and community moderators, and highlight key opportunities for future work (§7). We make our rule classification codebook, model, and rules data public¹ to support additional research on this important topic.

2 Related Work

Rules on and off Reddit. Rules have been previously studied on Reddit, including analyses categorizing rules that are present (Fiesler et al. 2018; Fang, Yang, and Zhu 2023), and analyses of how rules have changed (Reddy and Chandrasekharan 2023; Lloyd et al. 2024; Fang, Yang, and Zhu 2023). However, our work is the first to directly connect rules to community outcomes by examining how community members perceive their governance (§3.3). Studies that assess rules’ changes over time have used the Wayback Machine (Fang, Yang, and Zhu 2023; Reddy and Chandrasekharan 2023) or manual scraping (Lloyd et al. 2024) to reconstruct timelines of communities’ rules. In contrast to these studies, ours covers both a much longer time period (5+ years vs. 3 and 1.5) and a much larger set of communities (5,225 vs. 967 and 467). Lloyd et al. (2024) includes rules from a larger set of communities than we do, yet they only measure if rules address AI generated content. In contrast, we assess 17 different attributes of rules. Two taxonomies have been proposed for classifying Reddit rules (Fiesler et al. 2018; Fang, Yang, and Zhu 2023). We extend these taxonomies in our work, contributing a simpler taxonomy that captures a broader set of rule attributes (§3.2).

Off of Reddit, rules have been studied on peer production communities such as Wikipedia & Wikia (Hwang and Shaw 2022; Keegan and Fiesler 2017; Kittur and Kraut 2010), the fediverse (Nicholson, Keegan, and Fiesler 2023), and gaming communities (Frey and Sumner 2018; Frey et al. 2022).

While these are important other contexts, our work empirically evaluates rules specific to online social communities.

Content Moderation and Governance. Rules are also an important component of content moderation, which has been studied extensively on Reddit (Proferes et al. 2021; Li, Hecht, and Chancellor 2022; Matias 2019a). Some of this work has focused on specific aspects of content moderation, including banning users (Cima et al. 2024; Thomas et al. 2021), content removal (Jhaver et al. 2019; Srinivasan et al. 2019; Ribeiro et al. 2020) and removal reasons (Jhaver, Bruckman, and Gilbert 2019). Other work has developed systems for participatory rule making (Zhang, Hugh, and Bernstein 2020) or has studied governance and norms through the lens of removed content (Chandrasekharan et al. 2018). Empirical analyses of removed content almost always do not enable the assessment of specific rules and their impact. In contrast, in this work we examine rules directly, along with their connection with perceptions of community governance.

Community Values and Outcomes. Understanding what it means to make communities ‘better’ and what values are held by community members is a challenging problem (Weld, Zhang, and Althoff 2024). Previous work has shown that values vary dramatically between different communities, and that what’s good for one community is not necessarily good for another (Weld, Zhang, and Althoff 2021; Prinster et al. 2024). Other research has taken an ecological approach to understand how related communities overlap in their membership (Zhu, Kraut, and Kittur 2014) and rely upon one another (Hwang and Foote 2021; TeBlunthuis et al. 2022). Surveys are often used to assess community governance and community health (Koshy et al. 2023; Almerexhi, Kwak, and Jansen 2020; Seering and Kairam 2022; Kairam, Mercado, and Sumner 2022). As surveys do not scale well, some methods have been proposed to automatically quantify aspects of community outcomes (Bao et al. 2021). In this work we use an existing dataset of community members’ stated perceptions of governance in their communities (Weld et al. 2024) to empirically assess rules at a scale not feasible with surveys or qualitative methods.

3 Methods & Data Collection

To understand rules on Reddit, we first must know what communities had which rules when. We collect timelines of how communities’ rules change using data from the Wayback Machine (§3.1), and classify those rules according to their tone, target, and topic using a GPT-4o-based retrieval-augmented few-shot multilabel classifier that achieves near-human performance (§3.2). Our work is the first to assess associations between what rules a community has, and how a community perceives its governance. To measure communities’ perceptions of their governance, we use a classification pipeline developed by Weld et al. (2024) to identify posts and comments discussing community governance (§3.3). Finally, after identifying community size and topic as key factors associated with a community’s rules in §4, we use causal inference methods (§3.4) to adjust for these confounding factors in subsequent analyses to further identify

¹Contact the authors for additional details.

how rules impact a community’s perceptions of its governance. Throughout our analyses, in addition to the data collected using methods described below, we also use metadata (e.g., for community size) computed from Pushshift data (Baumgartner et al. 2020) and community topics classified by Weld et al. (2024).

3.1 Computing Timelines of How Rules Change

To collect timelines of how communities’ rules change over time, we utilize the Wayback Machine (The Internet Archive 2025), which captures regular snapshots of webpages. Communities on Reddit post their rules on the sidebar of their homepages, where they are archived by the Wayback Machine². We sought to collect rules timelines for as large and varied a set of communities as possible. We downloaded snapshots for approximately every English-language community with at least one snapshot every six months, for a set of 67,545 unique rules from 5,225 communities that collectively account for 67.58% of all activity on Reddit during our 5+ year study period from April 2018 to December 2023. As the Wayback Machine archives more popular communities more often, most communities in our study are snapshotted more frequently than every six months: 2,316 communities have at least monthly snapshots, and these communities account for 83.36% of the community content included our study.

Next, we computed differences between snapshots to identify **Rules Periods**, blocks of time where a given community has an constant, unchanged set of rules. Each rule period consists of a set of one or more rules present during that period, along with time that the period began and ended. Due to temporal gaps between snapshots, we have limited temporal resolution. To understand how this may impact our analyses, using the time between subsequent snapshots, we compute the temporal uncertainty around when exactly each rules period began and ended. The average start/end uncertainty is ± 17 days, relatively small compared to the average period length of 378 days. Therefore, we believe the limited temporal resolution for some communities has a negligible impact on our analyses.

To understand how common different rules are, we compute **Rule Prevalence**, which is the fraction of rules periods containing at least one rule of a given type, weighted by the duration of the rule period. Thus, rule prevalence measures the average likelihood of encountering a rule across all communities³.

²In 2019, Reddit introduced additional Rules pages which supplement the Rules posted in the sidebar. As these pages largely duplicate the information presented in the sidebar, are not archived by the Wayback Machine, and not available for the entire study period, we focus on sidebar content in this work.

³For simplicity, we refer to this throughout the manuscript as ‘the fraction of communities with a rule of type x . However, as communities occasionally change their rules, a more precise interpretation would be ‘the fraction of communities with a rule of type x when sampled uniformly across all communities and time across our study period.’

3.2 Automatically Classifying Rules’ Tone, Target, and Topic

On Reddit, rules are arbitrary text strings that are highly varied across communities. To perform our analyses of 67,545 unique rules, we developed a system to automatically classify rules’ tone, target, and topic.

Taxonomy Development. Starting with a random sample of 100 rules as a development set, a team of two researchers used a grounded theory approach to iteratively categorize the rules, using an inductive coding method (Glaser, Strauss, and Strutzel 1968; MacQueen et al. 1998). The researchers independently clustered similar rules, then came together to resolve differences and reach consensus. Tentative clusters were assigned names and definitions to produce a working taxonomy, then the development set was recategorized, creating and removing categories by consensus. After two rounds of iteration, the process converged. At this point, the researchers independently labeled a separate test set of 200 randomly sampled rules, which was used to evaluate human IRR (Fleiss’ kappa between 0.61 ‘substantial’ and 0.91 ‘almost perfect’ was achieved for all categories, with a Macro average of 0.83 ‘almost perfect’) (Landis and Koch 1977). The resulting taxonomy consists of 17 different rule attributes across three aspects of rules: tone, target, and topic. Table 1 gives a description of each class. After resolving disagreements, our set of 200 rules labeled by two annotators was used as test set for the evaluation of our automated classification pipeline.

Rule Tone captures how the rule is phrased: prescriptive rules tell community members what *to* do (e.g., ‘Be nice!’) while restrictive rules tell community members what *not* to do (e.g., ‘Don’t be mean!’). **Rule Target** distinguishes between what type of interaction the rule is targeting: Rules can address the content of what is posted in a community (Post Content, e.g., ‘no off-topic content allowed’), how that content is formatted (Post Format, e.g., ‘Posts must begin with ‘ELI5’’), or the users who post the content (User-Related, e.g., ‘You must be approved by the mods to post’). Finally, the **Rule topic** classes focus on specific topics addressed by rules, such as Tagging & Flaring, Spam, and Report for Others.

Comparison with Previous Taxonomies. Our taxonomy extends two previous taxonomies of rules (Fiesler et al. 2018; Fang, Yang, and Zhu 2023). Our taxonomy covers all codes from both previous taxonomies while adding two new attributes not directly covered (User-related rules and rules addressing Karma & Score). Our taxonomy simplifies the Fiesler et al. (2018) taxonomy, with with a slightly smaller set of attributes (17 vs. 24). To achieve this simplification, we merge several of the previous taxonomy’s codes. The Fang, Yang, and Zhu (2023) taxonomy consists of 15 specific rule types. In contrast, our taxonomy covers a broader set of attributes. More details and a table comparing the three taxonomies is in Appendix B.

Classification Pipeline. Given the many thousands of rules we need to label, human labeling is infeasible. As such, we developed a retrieval-augmented few-shot classification

	Name	Description	Model F1	Unique Rules	Prevalence
Tone	Restrictive	A rule which explicitly limits or forbids certain actions	0.87	40,448	87.98%
	Prescriptive	A rule expressing general guidelines or desires	0.74	17,621	71.52%
Rule Target	Post Content	Any rule explicitly stating desired or undesired content within the subreddit	0.88	42,460	89.74%
	Post Format	Any rule prescribing post structure, formatting, titling, tagging or referencing a location to post	0.76	7,685	43.60%
	User-Related	Any rule that applies to users differently for identical content, including verification and prior approval rules	0.61	3,710	20.89%
Rule Topic	Spam & Low Quality	Any rule covering low-quality, off-topic, spam, reposted, or otherwise generally-undesired content	0.78	17,360	74.52%
	Respect for Others	Rules explicitly discouraging hate speech, antagonization, harassment or encouraging respect for others	0.82	10,782	72.15%
	Commercialization	Any rule regulating advertisement, self-promotion, referrals and referral links, or buying/selling	0.93	7,031	42.65%
	Links & External Content	Any rule regulating links to or the content of external resources	0.73	5,659	35.55%
	Peer Engagement	Any rule encouraging or discouraging the quantity of on-site peer engagement, including reporting, commenting, voting, and general activity	0.60	4,001	28.79%
	Images & Video	Any rule pertaining to the content or quality of images or videos	0.78	4,567	25.78%
	Illegal Content	Rules about illegal content, including copyright infringement and piracy	0.75	2,637	23.10%
	Tagging & Flaring	Any rule pertaining to labeling/flairing, marking nsfw, using tags, etc	0.91	2,705	22.56%
	Divisive Content	Rules regulating content which is inherently divisive, such as politics, current events, or community-specific hot topics	0.75	3,169	20.14%
	Brigading	Any rule regulating large group actions, including raiding or mass-voting	0.89	874	9.20%
	Ban Mentioned	Any rule that explicitly mentions banning	1.00	1,103	3.84%
	Karma/Score Mentioned	Any rule that explicitly mentions karma, user scores, or voting	1.00	559	3.60%
Overall		Macro Average:	0.81	Total: 67,545	

Table 1: Our taxonomy of rules consists of 17 rule attributes across three different aspects of rules: tone, target, and topic. This breakdown of rule labels shows the performance of our retrieval-augmented **GPT-4o** classification model (Macro F1 = 0.81) and how likely to be encountered each rule type is (prevalence) across our 5+ year study period. Post Content is the most prevalent rule target, while Spam & Low Quality and Respect for Others are the most prevalent rule topics.

	Kappa	Macro F1
Human Expert Performance	0.83	0.80
RoBERTa (Liu et al. 2019) on 300 human labeled	0.18	0.23
RoBERTa on 3k GPT-4o RAG labeled	0.41	0.52
Mistral (MistralAI 2024) retrieval-augmented	-0.07	0.39
Llama-3 (Llama Team 2024) retrieval-augmented	-0.07	0.40
GPT-4 (OpenAI 2024) zero-shot	0.66	0.63
GPT-4 (OpenAI 2024) retrieval-augmented	0.64	0.70
GPT-4o (OpenAI 2024) retrieval-augmented	0.71	0.74

Table 2: Our rule classification pipeline using GPT-4o exceeds the performance of all other models evaluated and approaches human performance. An identical six-shot prompting pipeline was used for Mistral (MistralAI 2024), Llama-3 (Llama Team 2024), GPT-4 (OpenAI 2024), and GPT-4o (OpenAI 2024). Complete prompts are given in Appendix C.

pipeline using on GPT-4o (OpenAI 2024). After the codebook was finalized, one annotator labeled an additional 200 rule training set used to provide few shot examples, retrieved using embedding-similarity provided by Nomic (Nussbaum et al. 2024) as examples for the LLM (6-shot classification). This pipeline approaches human performance, achieving near-human performance with a Cohen’s Kappa of 0.71 and Macro-F1 of 0.74 on our test set (Table 2). Our GPT-

4o model also exceeds the performance of all other models we evaluated, including other top general purpose large-language models: GPT-4 (OpenAI 2024), Mistral (MistralAI 2024), and Llama-3 (Llama Team 2024), as well as a fine-tuned version of RoBERTa (Liu et al. 2019). Previous studies classifying rules on Reddit have used logistic regression classification methods (Fiesler et al. 2018; Fang, Yang, and Zhu 2023). However, these studies both predate the introduction of LLMs. We instead use a few-shot LLM-based pipeline, which results in higher performance with much less training data.

To further reduce the cost of labeling, we assigned the same label to rules that were nearly identical (differing only in capitalization or having an edit distance of two or fewer characters). This edit distance threshold was selected such that the addition of ‘no’ would cause the rules to be labeled separately. This reduced the amount of rules to classify to 51,404. Labeling these rules using our pipeline took approximately six hours at a cost of \$491.39 worth of OpenAI API credits.

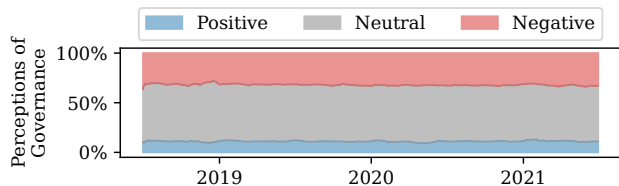


Figure 1: Across all communities on Reddit, community members’ publicly expressed perceptions of their governance are approximately constant over time. Of posts and comments discussing governance, on average 11% have positive sentiment, 57% have neutral sentiment, and 32% have negative sentiment.

3.3 Measuring Community Perceptions of Governance

Our work is the first to examine how online communities’ rules are associated with how communities perceive their governance. To measure community members’ perceptions of governance, we use the method developed by Weld et al. (2024) to classify public posts and comments made on Reddit which discuss governance and moderators. This method consists of a three step pipeline to identify posts and comments discussing governance, filter out posts and comments addressing other communities, and classify the sentiment of each post and comment with regards to the governance using a QLoRA-tuned Llama2 model (Dettmers et al. 2023; Llama Team 2024). To address the possibility that moderators’ removal of comments critical of them might bias the validity of this pipeline, Weld et al. (2024, §3.4) examine a sample of removed comments, and conclude that this is highly unlikely: content discussing governance accounts for < 1% of removed content.

We apply this method to all posts and comments made during our study period in communities for which we have rules timelines, collecting 3.8 million posts and comments discussing governance: 347 thousand posts and comments with positive sentiment, 1.9 million with neutral sentiment, and 1.5 million with negative sentiment towards the community’s governance. Using these data, for each community’s rules periods, we compute the **Community’s Perceptions of Governance** as the fraction of posts and comments discussing governance made in a given community during a given rules period having positive, neutral, and negative sentiment towards the community’s governance and moderators.

3.4 Adjusting for Confounding Factors

In §4, we compute the prevalence of rules and identify two key factors that are associated with the rules set by each community: community topic and size. In subsequent sections, we examine which different types of rules are associated with more positive community perceptions of governance (§5), and what happens when new rules are added (§6). In each of these sections, we use a different method to adjust for these factors in order to better identify the potential impact of rules.

In §5, we use **Inverse Probability of Treatment Weighting (IPTW)**, a statistical method to adjust for confounding

when comparing between different observed groups (e.g., communities *with* and *without* rules of a given type). We use IPTW over other similar methods, such as stratification, due to its superior efficiency (Austin and Stuart 2015). We compute the probability of treatment (having a rule of a given type), known as the propensity score, $P(Z|\mathbf{X})$ by applying a logistic regression model to community covariates \mathbf{X} including the topic (one-hot encoded) and size of the community. For final analyses, each observation is weighted by the inverse of the probability of the treatment it received, such that the weight for observation i is $w_i = \frac{Z_i}{P(Z_i=1|\mathbf{X}_i)} + \frac{1-Z_i}{P(Z_i=0|\mathbf{X}_i)}$, where Z_i is the treatment received by observation i (0 for control, 1 for treated), and \mathbf{X}_i is a vector of the covariates. This weighting makes the distributions of covariates among the treatment and control groups more similar to the overall population.

An important validity check for IPTW is to assess the balance of covariates for each treatment group after weighting as applied (Austin and Stuart 2015). Two groups are often considered ‘balanced’ or ‘indistinguishable’ if all covariates are within a standardized mean difference (SMD) of 0.25 standard deviations (Althoff et al. 2016). Using the same procedure as in Weld et al. (2024), for each treatment/control group, we compute the difference between each covariate’s weighted mean value and the *reference distribution*, consisting of the entire population. We compute the standardized mean difference (SMD) by normalizing the difference in means by the standard deviation of the values of the reference distribution. Across 238 condition-covariate-rule type pairs (17 experiments \times 2 treatment/control conditions \times 7 covariates), our method achieves balance in 235 cases (98.74%). In the three cases where our method fails to achieve balance, no experiment has more than a single unbalanced covariate (out of seven), and no SMD exceeds 1.00. A complete list of covariates and SMDs for each experiment is given in Appendix D, along with a comparison of weighted vs. unweighted (unadjusted) results. Appendix D also shows the difference between IPTW results and those without any adjustment for confounding. We find that even after performing IPTW, most confidence intervals do not overlap 0, suggesting that rules play an important role in communities’ perceptions of governance, although community topic and size partially account for some of the differences between communities.

In §6, to measure what happens after rules are added, we use time series data and longitudinal analyses to quantify perceptions of governance before vs. after a rule is added. As such, because we are not comparing between different groups, IPTW is not feasible. Instead, the time-based format of our analyses inherently control for the potential community topic and size confounds, as these factors do not meaningfully change over a relatively short time period.

3.5 Ethical Considerations

We believe this work will have a positive broader impact by informing rule setting in online communities. We believe our work has minimal risk to participants’ privacy as we only use public data, however, we take further steps

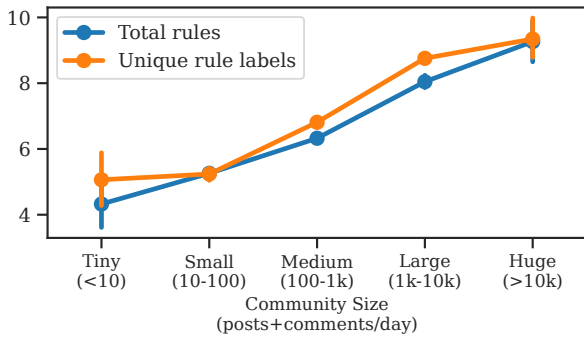


Figure 2: Larger communities tend to have both more rules and more diverse rules. Tiny communities have on average 4.32 rules, while huge communities (the 0.77% largest) have on average 9.26 rules. In this and all subsequent figures, the bars shown represent bootstrapped 95% confidence intervals.

to reduce potential harms and misuse potential of work: we do not publish moderator information, participant usernames or any identifiable information. This study was approved by the University of Washington IRB under ID number STUDY00011457.

4 What rules do communities have?

4.1 Number, Diversity, and Prevalence of Rules

Results. We find that communities on Reddit vary dramatically in the number and types of rules they declare. 95% of communities declare between two and 14 rules (median 7 rules), although in general, the larger the community, the more rules they declare (Figure 2). On average, tiny communities with fewer than 10 daily posts and comments declare 4.32 rules, while huge communities (which account for 29.87% of all posts and comments) have an average of 9.26 rules.

Some rules are much more frequently encountered than others. 89.74% of communities have rules targeting post content (Table 1), while rules targeting *who* participates (User-Related rules) are present in only 20.89% of communities. Rules about brigading, bans, and karma/score are the least common rule topics, occurring in only 9.20%, 3.84%, and 3.60% of communities, respectively.

Implications. As communities grow and age, they tend to add rules (Reddy and Chandrasekharan 2023). Moderators on Reddit and other platforms often take a reactive approach (Matias 2019a), meaning that rules may be added only after an incident in a community makes it clear that such a rule is needed. The ubiquity of rules about spam, low quality content, and respect for others suggest that these are topics that most communities struggle with, and efforts by platforms and researchers to improve these aspects of communities are likely broadly useful.

4.2 Prescriptive vs. Restrictive Rule Tone

Results. Rules can be phrased with prescriptive tone (‘Be nice.’) or restrictive tone (‘Don’t be mean.’), and occasionally phrased both prescriptively and restrictively (‘Be nice.

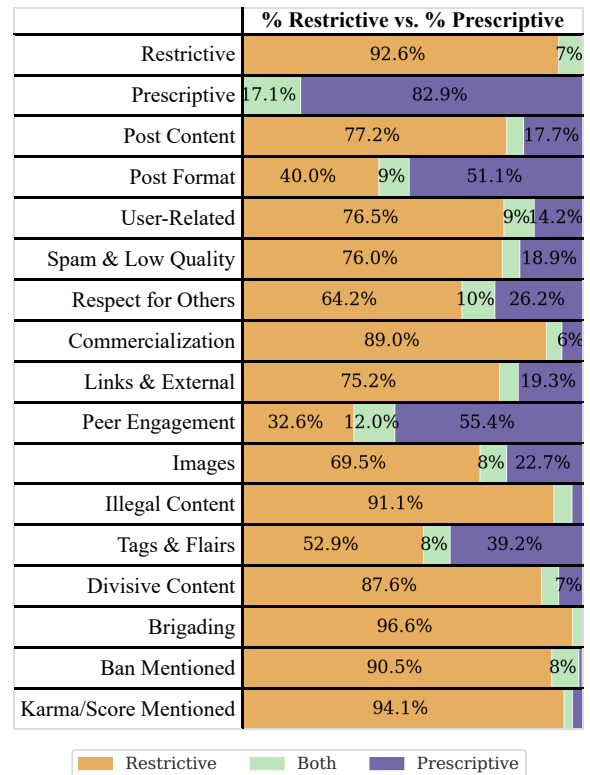


Figure 3: Rules vary with regards to their tone. On the whole, restrictive rules are more commonly encountered than prescriptive rules on Reddit, although both are ubiquitous: 87% of communities have at least one restrictive rule, while 70% of communities have at least one prescriptive rule (prevalence). Rules addressing post format and peer engagement are both more likely to be prescriptive (‘Be Nice’) than restrictive (‘Don’t be mean’), while all other types of rules are more commonly phrased with restrictive tone.

Being mean is not allowed.’). We classify the tone of rules (§3.2), and find that on the whole, restrictive rules are more common than prescriptive rules, but both tones are widely used (Figure 3), and 66.58% of communities have both prescriptive and restrictive rules. The use of both tones simultaneously is relatively rare, with 94.22% of rules being phrased only prescriptively or only restrictively.

We find that certain types of rules are more frequently phrased restrictively, and others are more frequently phrased prescriptively. Rules about post format and peer engagement are both more frequently phrased using prescriptive tone (e.g., ‘posts titles must be descriptive’). On the other hand, rules mentioning bans, karma/score, and brigading are almost often written using restrictive tone.

Implications. Offline criminology literature has explored differences between telling people what they *should* vs. *shouldn’t* do, and some evidence from that field suggests that prescriptive framing, which is inherently more positive, may be more effective at convincing people to change their behavior (Braithwaite 1989). In §5 we examine associations between rule tone and communities’ perceptions of their governance, and find that communities with prescriptive rules tend to use more positive language to discuss their governance than those without prescriptive rules, whereas

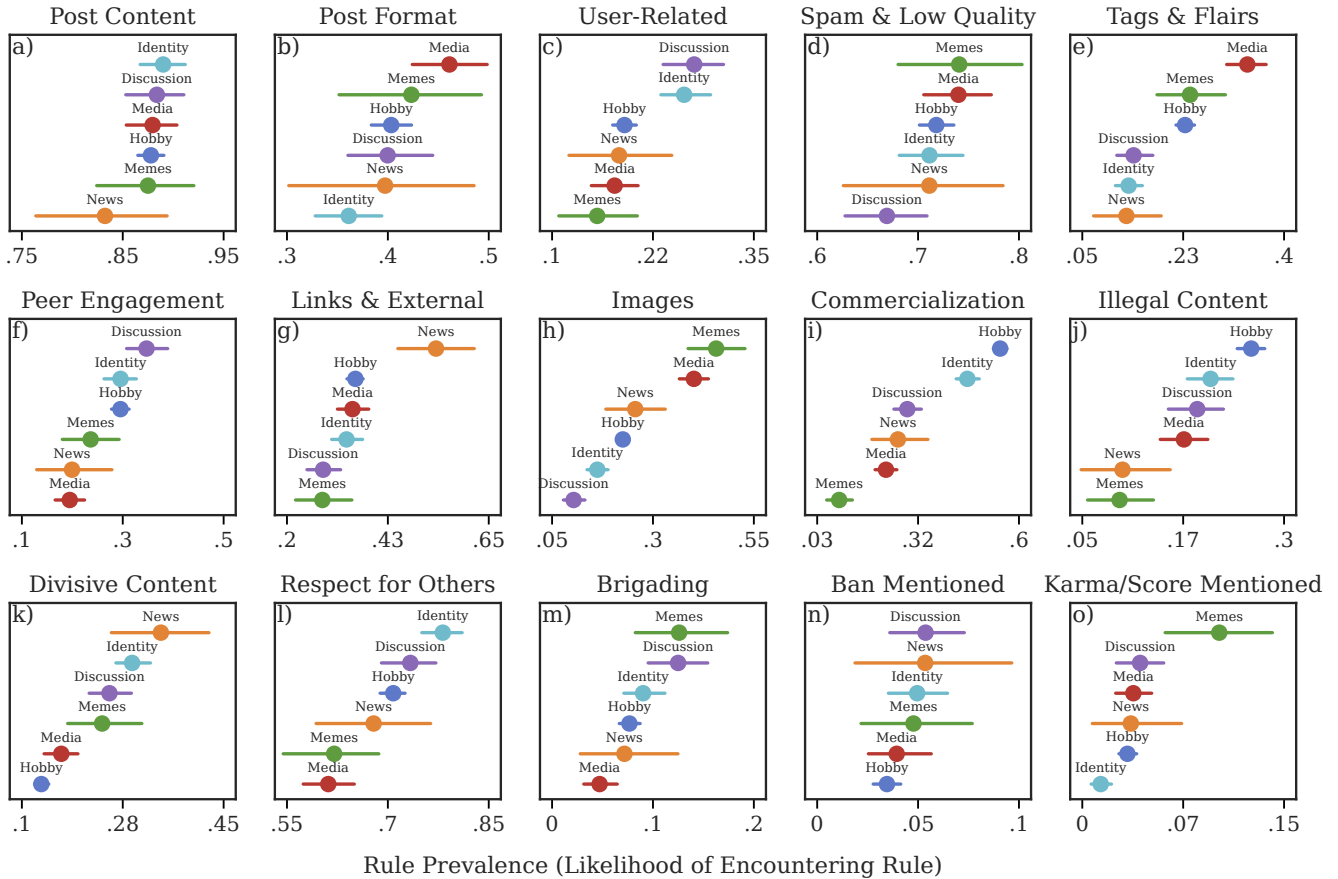


Figure 4: The ubiquity of different types of rules differs greatly based on community topic. Discussion and Identity communities are especially likely to have rules about who participates (c). News communities are more than twice as likely to have rules about links and external content (g), on average, while Hobby & Identity communities are more likely to have rules on Commercialization (i). Rules about Images are much more common in Meme and Media communities and very rare in Discussion (often text-based) communities (h).

communities with restrictive rules tend to use more *negative* language than those without restrictive rules (Figure 5). Furthermore, our findings align with previous analyses of rules that are more likely to be phrased prescriptively (Fiesler et al. 2018).

4.3 Differences Between Communities with Different Topics

Results. Using an existing classification of communities based on their topic (Weld et al. 2024), we examine how likely communities with different topics are to have different rules. While the prevalence of some rules varies substantially based on topic, other rules are applied relatively consistently. Discussion communities and communities focused on Identity (such as those for LGBTQ groups) are $1.36\times$ more likely to have User-related rules than other communities (Figure 4c). News-sharing communities are $1.58\times$ more likely to have rules about Links & External Content (Figure 4g), while Meme communities are $2.75\times$ more likely to have rules about Karma (Figure 4o). On the other hand, we do not find a significant difference between communities of different topics in their likelihood of having rules targeting post content (Figure 4a), which are present in 89.74%

of communities. Similarly, only 3.84% of communities have rules mentioning bans, and we do not find that this varies significantly based on the topic of the community (Fig. 4n).

Implications. Our results suggest that certain types of rules, like those targeting the content of posts as well as specifically addressing Spam & Low Quality content, are considered necessary by a majority of communities of every topic. Other types of rules are more necessary to communities with specific topics, such as rules about Commercialization, which are especially prevalent in Hobby communities. Communities should consider the specific needs of their community when determining what rules to post and enforce.

5 What rules are associated with positive community perceptions of governance?

Method. To understand what rules are associated with positive community perceptions of governance, we make comparisons between communities *with* and *without* rules of various types. We measure perceptions of governance using an existing method to classify community members’ discussion of their community’s governance (Weld et al. 2024).

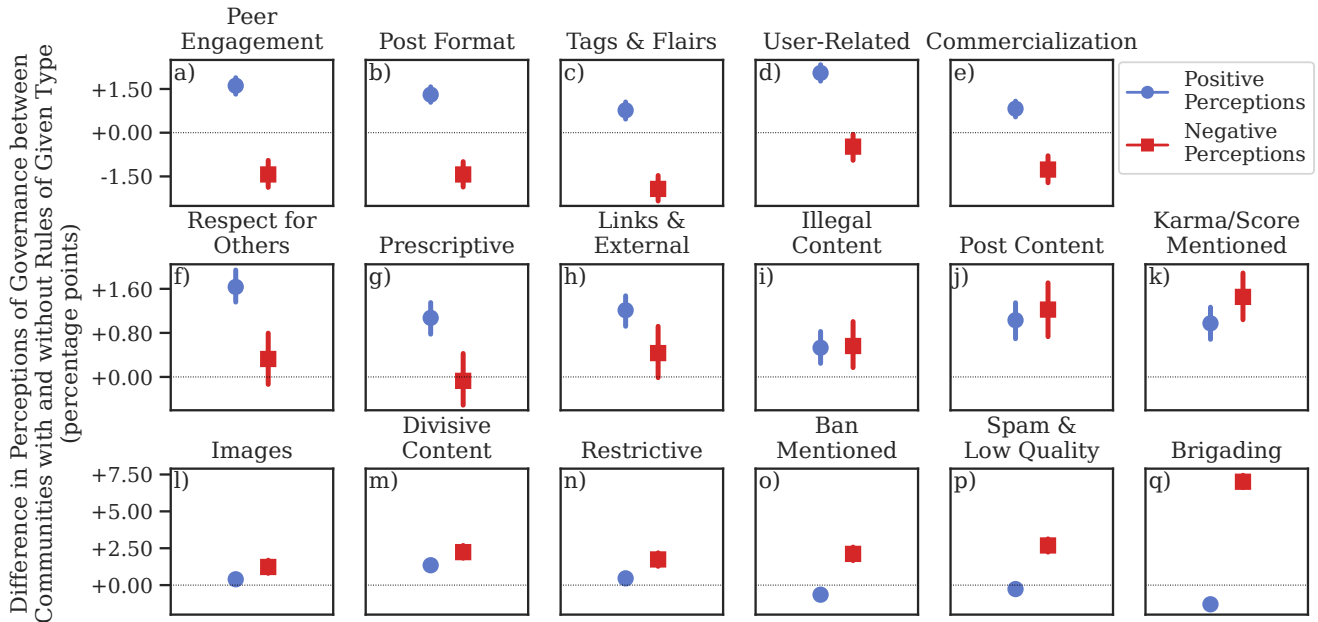


Figure 5: Perceptions of moderators vary between communities with and without different types of rules, even after adjusting for confounding factors (§3.4). Rules about Peer Engagement (a), Post Format (b), Tags & Flairs (c), and Commercialization (e) are all associated with higher positive perceptions and lower negative perceptions of moderators than communities without those rules. On the other hand, communities with rules about Illegal Content (i), Post Content (j), and Karma/Score (k) have more polarized perceptions of moderation, with positive and negative perceptions *both* higher than in other communities (which have higher neutral perceptions of moderation, not shown here).

This dataset consists of posts and comments classified into positive, neutral, or negative sentiment with regards to community governance. For each community, we compute the fraction of posts and comments with each of these three sentiment classes (for more detail, see §3.3) made during the entirety of each rules period.

When making comparisons between different communities, we seek to identify the differences in perceptions of governance that are associated with the presence or absence of different rules. Towards this goal, we adjust for two key confounding factors, community size and topic, using Inverse Probability of Treatment Weighting (IPTW) (Austin and Stuart 2015). For more details on IPTW, see §3.4 and Appendix D.

Results. We find substantial differences in communities’ perceptions of their governance between communities with and without various rules (Figure 5). Several rule types are associated with more positive and less negative perceptions of governance, particularly rules about Peer Engagement, Post Format, Tags & Flairs, and Commercialization (Figure 5a-c,e). We find that even though rules addressing *who* participates are less common than rules addressing Post Content or Format, communities with User-Related rules have 1.83 percentage points more posts and comments expressing positive sentiment towards their governance after adjusting for confounding factors (Figure 5d). As only 11.12% of posts and comments discussing governance in the average community have positive sentiment, (Figure 1), a 1.83 percentage point increase would result in a 16.45% increase in positive sentiment in a typical community. Put another way,

after 1.83 pp increase, a huge⁴ community could expect almost 24 more comments per week expressing positive attitudes, while a large community could expect almost 6 more such comments per month.

However, some types of rules have more complex associations with perceptions of governance. Rules about Illegal Content, Post Content, and Karma/Score are all associated with more *polarized* perceptions of governance, having *both* higher positive and higher negative perceptions of governance than communities without such rules (Figure 5i,j,k). The correspondingly smaller fractions of posts and comments and comments with neutral sentiment towards governance are not shown.

Implications. Our results show substantial differences in community perceptions of governance between communities with different rules. In particular, rules that promote positive interactions (Peer Engagement, User-Related, and Commercialization) and rules that structure contributions (Post Format, Tagging & Flairing) are associated with the most positive perceptions of governance. Community moderators should consider how their rules address positive interactions and contribution structure.

We also find differences between rules with different tone. Rules with prescriptive tone (‘do this’) are associated with more positive perceptions of governance, whereas rules with restrictive tone (‘don’t do this’), are associated with more

⁴We use the same community sizes bins as in Figure 4.1: Large communities have between 10^3 and 10^4 posts & comments per day, and Huge communities have $> 10^4$.

negative perceptions of governance (Figure 5g,n).

We find that some rules are associated with more negative and less positive perceptions of governance: rules mentioning bans and brigading (Figure 5o,q). Bans (Thomas et al. 2021; Cima et al. 2024) and brigading (Datta and Adar 2018) are both particularly emotionally loaded topics on Reddit, which may contribute to the association with more negative perceptions of governance.

Overall, we find that many (13/15) rule types are associated with more positive perceptions of governance. Does adding new rules improve community perceptions of governance? We examine this question directly in §6.

6 What is the impact of adding new rules?

In §5 we assessed what types of rules are most associated with favorable community perceptions of governance. But what happens when communities add new rules? We use our timelines of rules (§3.1) to conduct longitudinal analyses of how perceptions of governance (§3.3) vary immediately after new rules are added to a community.⁵

Method. Starting with our set of rule periods, we compute **rule change** events for each community, where each rule change consists of two adjacent rule periods. We examine only rule changes where a rule that was not previously present is added, and, as this analysis examines a narrower time range and therefore requires higher temporal precision, we only include rule changes whose time of change is certain within ± 1 week precision. Across our 5+ year study period and 5,225 communities, this leaves a set of 6,645 rule change events matching these criteria. For each change event, we identify a 12 month long pre-change baseline window, and divide the 12 months post-change into $6 \times$ two month long comparison windows, enabling analysis of how perceptions change over time⁶.

For the pre-change baseline and each of the post-change comparison windows, we compute the perceptions of governance (fractions of posts+comments discussing governance having positive, neutral, and negative sentiment, for more details see §3.3) for the relevant community. We then take the difference between the baseline and the comparison windows to see how perceptions of governance changed after the new rule was added. We average across all rule change events and bootstrap confidence intervals (as in all other analyses) to quantify our statistical power.

Results. We find that, on average, immediately after a new rule is added, perceptions of governance become more favorable: The fraction of posts and comments discussion

⁵Rule additions are relatively rare events, with only 6,645 occurring during our 5 year study period. Although our data permit evaluation of different rule types, for these longitudinal analyses, confidence intervals are too large to be conclusive when analyzing the response to additions of rules of different types. As such, here we consider the addition of rules of *any type*.

⁶We experimented with a range of window widths and found that the exact window width does not make a qualitative difference in the results; thus we selected a two month width for the post-change comparison window to balance temporal resolution with statistical power.

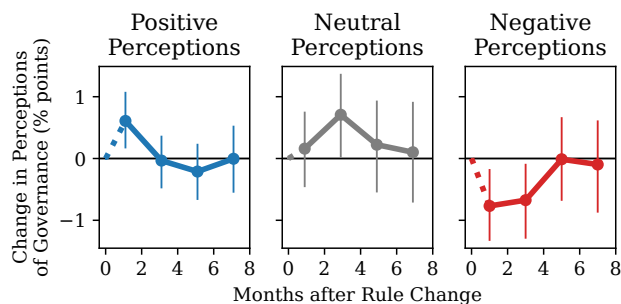


Figure 6: Immediately after a new rule is added, on average, positive perceptions of governance increases while negative perceptions of governance decrease. After approximately 6 months, this effect diminishes and community perceptions of governance are not significantly different than before the rule change.

governance positively *increases* by 0.61 percentage points, while the fraction with negative sentiment *decreases* by 0.77 percentage points (Figure 6). For a typical huge community, this effect would be equivalent to almost 17 comments per week expressing negative perceptions of governance switching to expressing positive perceptions. We also find that rule additions have a depolarizing effect on perceptions of governance, with the fraction of posts and comments discussing governance with neutral sentiment increasing by 0.71 percentage points in the 2-4 month period after a new rule is added. Importantly, however, we find that the effects of new rule additions appear to ‘wear off’ after approximately six months post-rule change, as the perceptions of governance returns to a state not significantly different from the pre-change baseline (Figure 6).

Implications. Our results show the addition of new rules is associated with a small but statistically significant improvement in community members’ publicly stated perceptions of the governance in their communities. This is consistent with the hypothesis that rules are often added as a response to an incident within a community that makes it clear such a rule is necessary. Our finding that the impact of a new rule on perceptions of governance at least partially diminishes after approximately six months is noteworthy. Part of the impact of a new rule comes not from the associated enforcement of that rule, but from the signal that the new rule provides that the moderator team is adjusting their strategy to the needs of the community. We speculate that this signaling aspect of rule changes contributes to the observed diminishing effect.

7 Discussion & Conclusion

Rules, their communication, and their enforcement, are critical parts of the governance of nearly every online community. Our results have important implications for platforms, community moderators, and researchers.

Our results inform what rules communities should have. We find that rules about Post Content, Spam & Low Quality content, and Respect for Others are especially common (§4.1). Platforms could consider providing rule ‘starter packs’ for new communities based on common rules across the platform. We find that certain rules are more ubiqui-

tous in communities of certain types, for example, Discussion and Identity communities are more likely to have User-related rules than other communities (§4.3). An interesting future research idea is a tool that recommends rules for moderators to consider implementing based on community size, topic, and other factors. Our results also show that differences in rules explain some of the differences between different communities' perceptions of their governance (§5). Rules about Illegal Content, Post Content, and Karma/Score are associated with more polarized perceptions of governance. These rules maybe more polarizing because they relate to the boundaries of what behaviors and content are acceptable in a community, rather than how that content is presented. Rules that are polarizing are not necessarily bad for communities, but these are important impacts for moderators to consider.

Our results also have implications for how rules should be phrased. In many cases, moderators can choose to phrase rules to describe what community members *should* do (prescriptive) vs. what they *should not* do (restrictive). Our results suggest that certain rules are more easily phrased restrictively (§4.2), but that prescriptive rules are associated with more positive perceptions of governance, whereas restrictive rules are associated with more negative perceptions of governance (§5). Future research could evaluate a system that helps moderators consider alternate phrasings or presentations for their rules (Matias 2019b).

Our results show that new rules are associated with an immediate improvement in communities' perceptions of governance (§6). While we cannot know *why* moderators added rules, any rule additions are a sign that moderators are engaging with their community, and our results are consistent with results from other studies showing that moderator engagement with community members is received positively (Weld et al. 2024). As it is neither feasible nor necessarily a good idea for communities to continuously add new rules, our finding that the positive impact of adding a new rule diminishes after 6 months (§6) highlights the importance of other means for moderators to engage with their communities, such as educating members about the rules (Jhaver, Bruckman, and Gilbert 2019; Matias 2019b) and soliciting feedback (Grimmelmann 2015; Kraut and Resnick 2012).

For researchers, we make our dataset of rules, our taxonomy of rule attributes, and our classification methods public to support future research.

7.1 Limitations

Our work establishes connections between the rules a community has and that community's perceptions of its governance, as measured using public discussion of governance and moderators (§3.3). While we take great care to ensure the robustness of our results, including quantifying temporal uncertainty and reporting confidence intervals throughout, our work has several important limitations. The Wayback Machine, which we use to measure how rules change over time, has infrequent or absent snapshots for less popular and very small communities, thus potentially biasing our results. Additional research is needed to understand how very small communities and communities in languages other

than English differ. We also only consider the rules that are posted by communities, not how these rules are enforced or how visible they are (Matias 2019b). Collecting information about rule enforcement is difficult, but not impossible (Chandrasekharan et al. 2018).

We measure perceptions of governance using public discussion threads, however public discussion threads do not necessarily align with privately held attitudes about governance. Furthermore, community attitudes are not and should not be the only objective when considering rule changes. We also measure discussions about governance and moderators generally, not rules specifically. Future work could develop a more granular classification system for discussions of governance.

Finally, while we use causal inference methods to adjust for two key confounding factors (§3.4), future research could use even more robust methods such as randomized control trials to reduce susceptibility to unobserved confounding. Additional data collection could enable difference-in-difference analyses of rule additions.

7.2 Conclusion

Rules and their enforcement are a critical component of the governance of online communities, yet it is difficult for community moderators to know which rules to select for their community. In this work, we conducted the largest-to-date analysis of rules on Reddit, examining 67,545 unique rules across 5,225 communities over a 5+ year period. We reconstructed timelines of how rules change over time (§3.1) and classify rules according to their tone, target, and topic (§3.2). We assessed what types of rules are most prevalent, and how these rules vary across communities of different types (§4). Ours is the first study to connect rules to community outcomes, using data about how community members perceive the governance of their communities. Using these data, we identified the rules most strongly associated with positive community perceptions of governance: Prescriptive Rules ('do this'), User-related rules, and rules about Tags & Flairs and Peer Engagement (§5). We also conducted a longitudinal study of the impact of adding new rules to communities, finding that after a rule is added, community perceptions of governance immediately improve, yet this effect 'wears off' after approximately six months (§6). Our results have important implications for moderators and community leaders (§7), and we make our datasets public to support future research on this topic.

Acknowledgments

This research was supported by the Office of Naval Research (#N00014-21-1-2154), NSF grant IIS-1901386, NSF CAREER IIS-2142794, NSF grant CNS-2025022, and the Bill & Melinda Gates Foundation (INV-004841). This work was completed on Hyak, UW's high performance computing cluster. This resource was funded by the UW student technology fee.

References

- Almerekhi, H.; Kwak, H.; and Jansen, B. J. 2020. Statistical Modeling of Harassment against Reddit Moderators. *WWW Companion*.
- Althoff, T.; Susic, R.; Hicks, J.; King, A.; Delp, S.; and Leskovec, J. 2016. Quantifying dose response relationships between physical activity and health using propensity scores. *NIPS ML4H*.
- Austin, P. C.; and Stuart, E. A. 2015. Moving towards best practice when using inverse probability of treatment weighting (IPTW) using the propensity score to estimate causal treatment effects in observational studies. *Statistics in Medicine*, 34.
- Bao, J.; Wu, J.; Zhang, Y.; Chandrasekharan, E.; and Jurgens, D. 2021. Conversations Gone Alright: Quantifying and Predicting Prosocial Outcomes in Online Conversations. *TheWebConf*.
- Baumgartner, J.; Zannettou, S.; Keegan, B.; Squire, M.; and Blackburn, J. 2020. The Pushshift Reddit Dataset. arXiv:2001.08435.
- Braithwaite, J. 1989. *Crime, Shame and Reintegration*. Cambridge University Press.
- Chandrasekharan, E.; Samory, M.; Jhaver, S.; Charvat, H.; Bruckman, A.; Lampe, C.; Eisenstein, J.; and Gilbert, E. 2018. The Internet's Hidden Rules. *CSCW*.
- Cima, L.; Trujillo, A.; Avvenuti, M.; and Cresci, S. 2024. The Great Ban: Efficacy and Unintended Consequences of a Massive Deplatforming Operation on Reddit. *Companion Publication of the 16th ACM Web Science Conference*.
- Datta, S.; and Adar, E. 2018. Extracting Inter-community Conflicts in Reddit. *ICWSM*.
- Dettmers, T.; Pagnoni, A.; Holtzman, A.; and Zettlemoyer, L. 2023. QLoRA: Efficient Finetuning of Quantized LLMs.
- Fang, A.; Yang, W.; and Zhu, H. 2023. Shaping Online Dialogue: Examining How Community Rules Affect Discussion Structures on Reddit. arXiv:2308.01257.
- Fiesler, C.; Jiang, J. A.; McCann, J.; Frye, K.; and Brubaker, J. R. 2018. Reddit Rules! Characterizing an Ecosystem of Governance. *ICWSM*.
- Frey, S.; and Sumner, R. W. 2018. Emergence of integrated institutions in a large population of self-governing communities. *PLoS ONE*, 14.
- Frey, S.; Zhong, Q.; Bulat, B.; Weisman, W. D.; Liu, C.; Fujimoto, S.; Wang, H. M.; and Schweik, C. M. 2022. Governing Online Goods: Maturity and Formalization in Minecraft, Reddit, and World of Warcraft Communities. *CSCW*.
- Glaser, B.; Strauss, A.; and Strutzel, E. 1968. The Discovery of Grounded Theory: Strategies for Qualitative Research. *Nursing Research*, 17: 364.
- Grimmelmann, J. 2015. The Virtues of Moderation. *Yale Journal of Law and Technology*.
- Hwang, S.; and Foote, J. D. 2021. Why Do People Participate in Small Online Communities? *CSCW*.
- Hwang, S.; and Shaw, A. 2022. Rules and Rule-Making in the Five Largest Wikipedias. *ICWSM*.
- Jhaver, S.; Appling, D. S.; Gilbert, E.; and Bruckman, A. 2019. "Did you suspect the post would be removed?" Understanding user reactions to content removals on Reddit. *CSCW*.
- Jhaver, S.; Bruckman, A.; and Gilbert, E. 2019. Does Transparency in Moderation Really Matter? *CSCW*.
- Kairam, S. R.; Mercado, M. C.; and Sumner, S. A. 2022. A Social-Ecological Approach to Modeling Sense of Virtual Community (SOVC) in Livestreaming Communities. *CSCW*.
- Keegan, B.; and Fiesler, C. 2017. The Evolution and Consequences of Peer Producing Wikipedia's Rules. *ICWSM*.
- Kittur, A.; and Kraut, R. E. 2010. Beyond Wikipedia: coordination and conflict in online production groups. *CSCW*.
- Koshy, V.; Bajpai, T.; Chandrasekharan, E.; Sundaram, H.; and Karahalios, K. 2023. Measuring User-Moderator Alignment on r/ChangeMyView. *CSCW*.
- Kraut, R. E.; and Resnick, P. 2012. *Building Successful Online Communities*. MIT Press.
- Landis, J. R.; and Koch, G. G. 1977. The Measurement of Observer Agreement for Categorical Data. *Biometrics*.
- Li, H.; Hecht, B. J.; and Chancellor, S. 2022. All That's Happening behind the Scenes: Putting the Spotlight on Volunteer Moderator Labor in Reddit. *ICWSM*.
- Liu, Y.; Ott, M.; Goyal, N.; Du, J.; Joshi, M.; Chen, D.; Levy, O.; Lewis, M.; Zettlemoyer, L.; and Stoyanov, V. 2019. RoBERTa: A Robustly Optimized BERT Pretraining Approach. arXiv:1907.11692.
- Llama Team. 2024. The Llama 3 Herd of Models. arXiv:2407.21783.
- Lloyd, T.; Gosciak, J.; Nguyen, T.; and Naaman, M. 2024. AI Rules? Characterizing Reddit Community Policies Towards AI-Generated Content. arXiv:2410.11698.
- MacQueen, K.; McLellan, E.; Kay, K.; and Milstein, B. 1998. Codebook Development for Team-Based Qualitative Analysis. *Field Methods*, 10: 31 – 36.
- Matias, J. N. 2019a. The Civic Labor of Volunteer Moderators Online. *Social Media + Society*.
- Matias, J. N. 2019b. Preventing harassment and increasing group participation through social norms in 2,190 online science discussions. *PNAS*.
- MistralAI. 2024. Mistral-7B-Instruct-v0.3.
- Nicholson, M. N.; Keegan, B. C.; and Fiesler, C. 2023. Mastodon Rules: Characterizing Formal Rules on Popular Mastodon Instances. *CSCW*.
- Nussbaum, Z.; Morris, J. X.; Duderstadt, B.; and Mulyar, A. 2024. Nomic Embed: Training a Reproducible Long Context Text Embedder. arXiv:2402.01613.
- OpenAI. 2024. GPT-4 Technical Report. arXiv:2303.08774.
- OpenAI. 2024. Hello GPT-4o.
- Prinster, G. H.; Smith, C. E.; Tan, C.; and Keegan, B. C. 2024. Community Archetypes: An Empirical Framework for Guiding Research Methodologies to Reflect User Experiences of Sense of Virtual Community on Reddit. *CSCW*.
- Proferes, N.; Jones, N.; Gilbert, S. A.; Fiesler, C.; and Zimmer, M. 2021. Studying Reddit: A Systematic Overview of Disciplines, Approaches, Methods, and Ethics. *Social Media + Society*.
- Reddy, H.; and Chandrasekharan, E. 2023. Evolution of Rules in Reddit Communities. *CSCW*.
- Ribeiro, M. H.; Jhaver, S.; Zannettou, S.; Blackburn, J.; Cristofaro, E. D.; Stringhini, G.; and West, R. 2020. Do Platform Migrations Compromise Content Moderation? Evidence from r/The_Donald and r/Incels. *CSCW*.
- Seering, J.; and Kairam, S. R. 2022. Who Moderates on Twitch and What Do They Do? *GROUP*.
- Srinivasan, K. B.; Danescu-Niculescu-Mizil, C.; Lee, L.; and Tan, C. 2019. Content Removal as a Moderation Strategy. *CSCW*.
- TeBlunthuis, N.; Kiene, C.; Brown, I.; Levi, L.; McGinnis, N.; and Hill, B. M. 2022. No Community Can Do Everything: Why People Participate in Similar Online Communities. *CSCW*.

The Internet Archive. 2025. <https://web.archive.org/>.

Thomas, P. B.; Riehm, D.; Glenski, M.; and Weninger, T. 2021. Behavior Change in Response to Subreddit Bans and External Events. *IEEE TCSS*.

Weld, G.; Leibmann, L.; Zhang, A. X.; and Althoff, T. 2024. Perceptions of Moderators as a Large-Scale Measure of Online Community Governance.

Weld, G.; Zhang, A. X.; and Althoff, T. 2021. What Makes Online Communities 'Better'? Measuring Values, Consensus, and Conflict across Thousands of Subreddits.

Weld, G. C.; Zhang, A. X.; and Althoff, T. 2024. Making Online Communities 'Better': A Taxonomy of Community Values on Reddit. *ICWSM*.

Zhang, A. X.; Hugh, G.; and Bernstein, M. S. 2020. PolicyKit: Building Governance in Online Communities. *UIST*.

Zhu, H.; Kraut, R. E.; and Kittur, A. 2014. The Impact of Membership Overlap on the Survival of Online Communities. *CHI*.

Appendix

A Codebook

We provide a copy of our codebook, with further details and examples, as shared among authors for study reproduction. This codebook was created iteratively until saturation, with further detail found in §3.2.

A.1 Rule Tone

Prescriptive. A rule expressing general guidelines or desires for a community.

- Ex. 6. Include [REQUEST] in text posts for gif requests.
- Ex. Remember your reddiquette.

Restrictive. A rule which explicitly limits or forbids certain actions.

- Ex. Don't be an ass.
- Ex. Low effort & low quality content.

A.2 Rule Target

Rules generally target one or more of the following.

Post Content. Any rule explicitly stating desired or undesired content within the subreddit.

- Ex. 2. Text body must include context.
- Ex. OC is welcome.
- Ex. 1. No advertising, marketing research and spam.
- Ex. 5. Low effort/Blog spam/Repost - mods, please review.

User-Related. Any rule related to users, or which would cause unequal enforcement if two different users posted the same content. This includes verification and prior approval rules.

- Ex. Submissions from new accounts or from accounts with fewer than 10 karma will be removed.
- Ex. IamAs/AMAs must be approved by mods.

Post Format. Any rule prescribing post structure, formatting, titling, tagging or referencing a location to post (other subreddits, specific threads).

- Ex. 3. All News And Tweets Should Follow Standard Format.
- Ex. 2. R2: BoofTooBig format.
- Ex. 10. Posts must begin with "ELI5:"
- Ex. 8. Use the stickied Megathreads If there are stickied Megathreads provided about certain topics they must be used when discussing that topic. Other posts will be removed.

Not a Rule. Sidebar content that is not necessarily a rule.

- Ex. Welcome to r/guitar, a community devoted to the exchange of guitar related information...
- Ex. Discuss all the Real Housewives franchises by Bravo TV with us...
- Ex. 9. Have fun!

A.3 Rule Topic

A rule can have any number of specific topics of focus.

Post Tagging & Flairing. Any rule pertaining to labeling/flairing, marking nsfw, using tags, etc.

- Ex. If your post is NSFW, please label it as such.
- Ex. Please add flair to your submissions.
- Ex. Use spoiler tags appropriately.

Peer Engagement. Any rule encouraging or discouraging the quantity of on-site peer engagement, including reporting, commenting, voting, and general activity.

- Ex. Please report any rule-breaking posts, as well as abusive comments or harassment.
- Ex. The downvote button is NOT a disagree button.

- Ex. Upvote Begging.
- Ex. If posting about weight loss, please provide details of your current plan and respond to questions.

Brigading. Any rule regulating large group actions, including raiding or mass-voting.

- Ex. This subreddit will not participate in or be the source of brigades or raids on other subreddits.
- Ex. Vote brigading.
- Ex. Use NP Links When Posting A Link To Other Subs.

Links & External Content. Any rule regulating links or the content of external resources. These rules do not regulate the content of images, but can regulate the host thereof.

- Ex. Do not submit a shortened link using a URL shortener like tinyurl.
- Ex. No promoting other subs/discords/crews.
- Ex. Do not mention or ask for usernames for other services.

Images. Any rule pertaining to the content or quality of images or videos, often including memes.

- Ex. While the places posted should be aesthetically unappealing, it is recommended that the photo quality is good. Artsy shots are more than welcome.
- Ex. Picture quality.
- Ex. Sourcing fan-art.
- Ex. Rule 4 - No memes, macros, low-effort, rant posts.

Commercialization. Any rule regulating advertisement, self-promotion, referrals and referral links, or buying/selling.

- Ex. Limit self-promotion.
- Ex. Do not advertise products or groups without permission.
- Ex. No VPN or Crypto-Currency Discussions Due to the commercial nature of VPNs...
- Ex. Rule 18 - No product/store/page/app review/rating.

Illegal Content. Rules about illegal content, including copyright infringement and piracy. Does not include harassment and hate speech.

- Ex. No talking about where to buy or get hold of MDMA or other illegal drugs.
- Ex. No links to pirated materials.
- Ex. No discussion of theft whatsoever.

Divisive Content. Rules regulating content which is inherently divisive, such as politics, current events, or community-specific hot topics. This only includes specific topics, i.e, the what, not the how.

- Ex. Ukraine Conflict.
- Ex. Religious preaching.
- Ex. Politics / Current Events.
- Ex. Do Not Editorialize.

Respect for Others. Rules explicitly discouraging hate speech, antagonization, harassment or encouraging respect for others. Also covers rules about swearing, which is often disrespectful.

- Ex. Any comments that include hate speech will be deleted.
- Ex. No hate speech.
- Ex. No profane/vulgar/undignified language.
- Ex. Social jerking.

Spam, Low Quality, Off-Topic, and Reposts. Any rule covering low-quality, off-topic, spam, reposted, or otherwise generally-undesired content.

- Ex. No advertising, marketing research and spam.
- Ex. Low effort/Blog spam/Repost - mods, please review!
- Ex. Common reposts and overdone topics will be removed.

- Ex. Embargoed Topics.
- Ex. Your post must be an unpopular opinion.

Ban Mentioned. Any rule that explicitly mentions banning.

- Ex. Malicious attempts to spoil other users will result in a ban.

Karma/Score/Voting Mentioned. Any rule that explicitly mentions karma, user scores, or voting.

- Ex. No Pandering for Upvotes.

B Comparison of Other Rule Taxonomies

	Our Taxonomy	Fiesler et al. (2018)	Fang, Yang, and Zhu (2023)
Rule Tone	Restrictive	Restrictive	
	Prescriptive	Prescriptive	
Rule Target	Post Content	Content/Behavior	
	Post Format	Format	Requires a minimum text Requires template for post Limits use of title vs. description text
	User-Related		
Rule Topic	Spam & Low Quality	Spam Low-Quality Content Reposting Off-topic	No jokes Posts must be high-quality Content must be original Posts must be on-topic
	Respect for Others	Trolling Harassment	Enforces respect for others No promotion of bad behavior
	Commercialization	Advertising & Commercialization	No promotional content
	Links & External Content	Links & Outside Content	Posts must be verifiable
	Peer Engagement	Personality	Enable peer feedback
	Images & Video	Images	
	Illegal Content	Copyright/Piracy Doxxing/Personal Info Hate Speech Reddiquette/Sitewide	
	Tagging & Flaring	NSFW Spoilers	
	Divisive Content	Politics	Discourages divisiveness Avoid distressing material
	Brigading	Personal Army Voting	
	Ban Mentioned	Consequences/Moderation/ Enforcement	
	Karma/Score Mentioned		

Table 3: A comparison of our taxonomy with those from Fiesler et al. (2018) and Fang, Yang, and Zhu (2023).

Our taxonomy (§3.2) draws upon and overlaps previously proposed taxonomies (Fiesler et al. 2018; Fang, Yang, and Zhu 2023).

Compared to the rules taxonomy from Fiesler et al. (2018) while adopting a hierarchical structure. Our 17 rule attributes are divided into three higher-level aspects of rules: tone, target, and topic. Compared to the other taxonomy, our taxonomy directly addresses rules targeting *who* is permitted to participate, as well as rules about Karma and Score. We consolidate several codes from Fiesler et al. (2018) into a smaller number of rule topics: Spam, Low-Quality Content, Reposting, and Off-topic become a single rule topic. We use a single topic for Respect for Others, which includes Trolling and Harassment from Fiesler et al. (2018). Likewise, we include a single topic for Illegal Content and for Brigading.

With regards to the taxonomy outlined by Fang, Yang, and Zhu (2023), our taxonomy adopts a broader perspective while aligning with two of their three overarching categories: Post Content and Post Format. We identify four categories (Images & Video, Illegal Content, Tagging & Flairing, Brigading) not present in the other taxonomy, and collapse the 3 format codes (Minimum Text, Templates, Title vs Description) proposed into a single Post Format label. Our taxonomy additionally identifies individual rule tone, *how* a rule is phrased (prescriptive vs. restrictive), as well as explicit references to Bans and to Karma/Score.

C Classification Prompt

The prompt was created collaboratively and iterated on to maximize classification performance across a manually-labeled validation set of 100 examples. Few-shot examples were chosen from a train-set of 200 randomly-sampled rules. All large-language models evaluated use the same prompt and sample selection technique. See §3.2 for details.

Given a rule in a specific subreddit, identify topics and qualities about the rule.

If the rule explicitly limits or forbids certain actions, mark it as "Restrictive".

If a rule expresses general guidelines or desires for a community, mark it as "Prescriptive".

If a rule explicitly states desired or undesired content within the subreddit, mark it as "Post Content".

If a rule is related to users or would cause unequal enforcement if two different users posted the same content (including verification and prior approval rules), mark it as "User-Related".

If a rule prescribes post structure, formatting, titling, or references a location to post (such as other subreddits or specific threads), mark it as "Post Format".

If the content is sidebar information and not necessarily a rule, mark it as "Not a Rule".

If a rule pertains to labeling/flairing, marking nsfw, using tags, etc., mark it as "Post Tagging & Flairing".

If a rule encourages or discourages the quantity of on-site peer engagement, including reporting, commenting, voting, and general activity, mark it as "Peer Engagement".

If a rule regulates large group actions, including raiding or mass-voting, mark it as "Brigading".

If a rule is about links or the external, off-reddit content (excluding image content), mark it as "Links & External Content".

If a rule pertains to the content or quality of images or videos, often including memes, mark it as "Images".

If a rule regulates advertisement, self-promotion, referrals and referral links, or buying/selling, mark it as "Commercialization".

If a rule explicitly mentions illegal content, including copyright infringement and piracy (but excluding harassment and hate speech), mark it as "Illegal Content".

If a rule regulates content that is inherently divisive, such as politics, current events, or community-specific hot topics, mark it as "Divisive Content". Only mark if the rule covers specific topics, i.e, the what being said, not how it was said.

If a rule discourages hate speech, antagonization, harassment, or encourages respect for others (including swearing), mark it as "Respect for Others".

If a rule covers low-quality, off-topic, spam, reposted, or otherwise generally-undesired content, mark it as "Spam, Low Quality, Off-Topic, and Reposts".

If a rule explicitly mentions banning users, mark it as "Ban Mentioned".

If a rule explicitly mentions karma or user scores, mark it as "Karma/Score Mentioned".

Your answer should follow the format given in the examples:

```
subreddit : AskReddit
rule : 3. Rule 3 - Open ended questions only
rule_description :
Prescriptive : False
Restrictive : True
Post Content : False
Post Format : True
User-Related : False
Not a Rule : False
Spam, Low Quality, Off-Topic, and Reposts : False
Post Tagging & Flairing : False
Peer Engagement : False
Links & External Content : False
Images : False
Commercialization : False
Illegal Content : False
Divisive Content : False
Respect for Others : False
```

Brigading : False
Ban Mentioned : False
Karma/Score Mentioned : False
... 5 more examples formatted as above

D Additional Details on IPTW, Covariates, & Balance

As described in §3.4, we use Inverse Probability of Treatment Weighing (IPTW) (Austin and Stuart 2015) to adjust for two key confounding factors, community topic and size, in our analyses in §5. We use IPTW to reweight observations in the treatment (having a rule of a given type) and control (lacking a rule of a given type) groups to make their weighted distributions of covariates more similar to the reference distribution, consisting of the entire population (Althoff et al. 2016). For more details, see §3.4.

To understand the degree to which IPTW changes our experimental results from those computed without any confounding adjustment (non-adjusted/unweighted), the following figure shows both IPTW results (in blue and red) and non-adjusted results (in gray). In these analyses, IPTW mostly slightly decreases the estimated effect size while not zeroing it out. This suggests that while some observed differences between communities’ perceptions of governance can be partially, but only partially, be explained by community size and topic, and therefore they suggest that rules also play an important role.

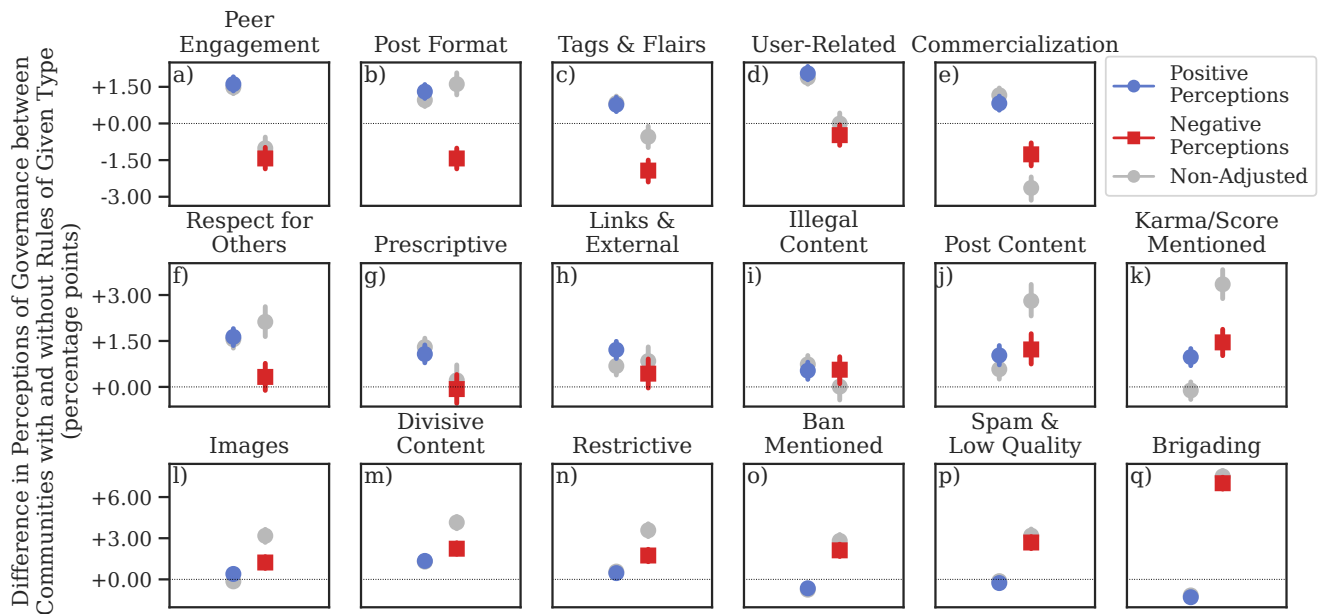


Figure 7: For most rule types, adjusting for community topic and size (blue and red markers) slightly reduces the difference between communities with and without different rules, compared to no adjustment for confounding (gray markers). This suggests that topic size partially, but only partially, explain some difference in perceptions of governance, and that rules play an important role. Additional discussion of these results is provided in §5.

For IPTW computation, we measure Community Size by computing the average number of posts and comments uploaded to a given community each day during the study period (April 2018 to December 2023). Community Topic is classified into one of six different topical classes provided by an existing dataset (Weld, Zhang, and Althoff 2024) and are one-hot encoded for our logistic regression propensity score model. As such, the covariate vector \mathbf{X}_i is of length 7.

We assess the efficacy of IPTW by examining the standard mean difference (SMD) between each weighted treatment/control group and the reference distribution, consisting of the entire population. Two groups are often considered ‘balanced’ or ‘indistinguishable’ if all covariates are within an SMD of 0.25 from the reference distribution (Althoff et al. 2016). Across 238 condition-covariate-rule type pairs (17 experiments \times 2 treatment/control conditions \times 7 covariates), our method achieves balance in 235 cases (98.74%). In the three cases where our method fails to achieve balance, no experiment has more than a single unbalanced covariate (out of seven), and no SMD exceeds 1.00. A complete list of covariates and SMDs for each experiment is given in the tables below, with SMDs greater than 0.25 indicated with bold text.

D.1 Covariate Balance for Prescriptive Rules

Covariate	Mean of Reference Population	Mean of Control Group (no rule)	Mean of Treated Group (has rule)	SMD for Control	SMD for Treated
Community Size	1661.26	1289.02	1781.88	0.46	0.00
Discussion	0.11	0.11	0.11	0.02	0.01
Hobby	0.51	0.48	0.52	-0.02	0.00
Identity	0.17	0.17	0.17	0.00	0.00
Media	0.14	0.16	0.13	0.02	-0.01
Memes	0.05	0.05	0.05	-0.04	0.01
News	0.02	0.03	0.02	0.03	-0.01

D.2 Covariate Balance for Restrictive Rules

Covariate	Mean of Reference Population	Mean of Control Group (no rule)	Mean of Treated Group (has rule)	SMD for Control	SMD for Treated
Community Size	1661.26	379.22	1798.68	-0.04	0.00
Discussion	0.11	0.11	0.11	0.10	0.00
Hobby	0.51	0.53	0.51	0.00	0.00
Identity	0.17	0.14	0.17	-0.04	0.00
Media	0.14	0.15	0.14	0.00	0.00
Memes	0.05	0.04	0.05	-0.08	0.00
News	0.02	0.03	0.02	-0.01	0.00

D.3 Covariate Balance for Post Content Rules

Covariate	Mean of Reference Population	Mean of Control Group (no rule)	Mean of Treated Group (has rule)	SMD for Control	SMD for Treated
Community Size	1661.26	258.60	1790.65	-0.12	0.00
Discussion	0.11	0.10	0.11	0.03	0.00
Hobby	0.51	0.52	0.51	0.04	0.00
Identity	0.17	0.15	0.17	-0.01	0.00
Media	0.14	0.16	0.14	-0.02	0.00
Memes	0.05	0.04	0.05	-0.11	0.00
News	0.02	0.03	0.02	0.04	0.00

D.4 Covariate Balance for Post Format Rules

Covariate	Mean of Reference Population	Mean of Control Group (no rule)	Mean of Treated Group (has rule)	SMD for Control	SMD for Treated
Community Size	1661.26	707.31	2659.29	0.14	0.01
Discussion	0.11	0.11	0.12	0.05	0.01
Hobby	0.51	0.51	0.50	-0.05	-0.01
Identity	0.17	0.18	0.16	-0.02	-0.01
Media	0.14	0.13	0.15	0.03	0.01
Memes	0.05	0.04	0.05	0.05	0.00
News	0.02	0.02	0.03	-0.02	0.00

D.5 Covariate Balance for User-Related Rules

Covariate	Mean of Reference Population	Mean of Control Group (no rule)	Mean of Treated Group (has rule)	SMD for Control	SMD for Treated
Community Size	1661.26	1540.82	2028.53	0.04	0.03
Discussion	0.11	0.10	0.15	0.00	0.01
Hobby	0.51	0.52	0.48	-0.01	0.01
Identity	0.17	0.16	0.19	0.00	-0.01
Media	0.14	0.14	0.12	0.00	-0.01
Memes	0.05	0.05	0.03	0.00	0.00
News	0.02	0.02	0.02	0.00	-0.01

D.6 Covariate Balance for Spam, Low Quality, Off-Topic, and Reposts Rules

Covariate	Mean of Reference Population	Mean of Control Group (no rule)	Mean of Treated Group (has rule)	SMD for Control	SMD for Treated
Community Size	1661.26	502.99	1992.24	0.01	0.00
Discussion	0.11	0.14	0.10	0.13	0.01
Hobby	0.51	0.51	0.51	-0.05	-0.01
Identity	0.17	0.17	0.17	0.01	0.00
Media	0.14	0.13	0.14	-0.03	0.00
Memes	0.05	0.03	0.05	-0.02	0.00
News	0.02	0.02	0.03	-0.04	0.01

D.7 Covariate Balance for Post Tagging & Flairing Rules

Covariate	Mean of Reference Population	Mean of Control Group (no rule)	Mean of Treated Group (has rule)	SMD for Control	SMD for Treated
Community Size	1661.26	1201.43	3035.81	0.02	0.01
Discussion	0.11	0.13	0.07	0.00	0.00
Hobby	0.51	0.50	0.55	0.00	0.00
Identity	0.17	0.19	0.10	0.00	0.00
Media	0.14	0.12	0.20	0.01	0.00
Memes	0.05	0.04	0.06	-0.01	0.00
News	0.02	0.03	0.02	0.03	-0.01

D.8 Covariate Balance for Peer Engagement Rules

Covariate	Mean of Reference Population	Mean of Control Group (no rule)	Mean of Treated Group (has rule)	SMD for Control	SMD for Treated
Community Size	1661.26	1328.24	2373.23	-0.02	0.00
Discussion	0.11	0.10	0.14	0.00	0.00
Hobby	0.51	0.50	0.53	0.00	0.00
Identity	0.17	0.17	0.17	0.00	-0.01
Media	0.14	0.16	0.10	0.00	0.01
Memes	0.05	0.05	0.04	0.00	0.00
News	0.02	0.03	0.02	0.01	0.00

D.9 Covariate Balance for Links & External Content Rules

Covariate	Mean of Reference Population	Mean of Control Group (no rule)	Mean of Treated Group (has rule)	SMD for Control	SMD for Treated
Community Size	1661.26	1414.87	2026.90	0.21	0.01
Discussion	0.11	0.13	0.08	0.03	0.00
Hobby	0.51	0.50	0.52	-0.01	0.01
Identity	0.17	0.17	0.17	0.00	-0.01
Media	0.14	0.14	0.14	-0.01	0.00
Memes	0.05	0.05	0.05	0.00	-0.01
News	0.02	0.02	0.04	0.00	0.00

D.10 Covariate Balance for Images Rules

Covariate	Mean of Reference Population	Mean of Control Group (no rule)	Mean of Treated Group (has rule)	SMD for Control	SMD for Treated
Community Size	1661.26	1043.11	3110.61	0.19	0.01
Discussion	0.11	0.14	0.05	-0.01	0.04
Hobby	0.51	0.52	0.49	-0.02	-0.01
Identity	0.17	0.19	0.11	-0.01	-0.01
Media	0.14	0.10	0.22	-0.01	0.00
Memes	0.05	0.03	0.10	-0.03	0.00
News	0.02	0.02	0.03	0.17	-0.01

D.11 Covariate Balance for Commercialization Rules

Covariate	Mean of Reference Population	Mean of Control Group (no rule)	Mean of Treated Group (has rule)	SMD for Control	SMD for Treated
Community Size	1661.26	1384.51	1954.49	-0.01	0.00
Discussion	0.11	0.15	0.08	0.00	0.00
Hobby	0.51	0.38	0.65	0.00	0.01
Identity	0.17	0.16	0.18	0.00	0.01
Media	0.14	0.20	0.07	0.00	0.01
Memes	0.05	0.08	0.01	0.01	-0.05
News	0.02	0.03	0.01	0.00	0.00

D.12 Covariate Balance for Illegal Content Rules

Covariate	Mean of Reference Population	Mean of Control Group (no rule)	Mean of Treated Group (has rule)	SMD for Control	SMD for Treated
Community Size	1661.26	1596.03	1856.06	0.02	0.02
Discussion	0.11	0.12	0.10	0.00	0.03
Hobby	0.51	0.48	0.59	0.00	-0.01
Identity	0.17	0.17	0.17	0.00	0.01
Media	0.14	0.15	0.11	0.00	0.02
Memes	0.05	0.06	0.03	0.01	-0.04
News	0.02	0.03	0.01	0.01	-0.05

D.13 Covariate Balance for Divisive Content Rules

Covariate	Mean of Reference Population	Mean of Control Group (no rule)	Mean of Treated Group (has rule)	SMD for Control	SMD for Treated
Community Size	1661.26	1316.22	2772.01	0.96	0.04
Discussion	0.11	0.10	0.16	0.09	0.01
Hobby	0.51	0.56	0.34	-0.03	0.01
Identity	0.17	0.14	0.25	-0.01	-0.01
Media	0.14	0.14	0.12	-0.01	-0.02
Memes	0.05	0.04	0.08	-0.02	0.01
News	0.02	0.02	0.04	-0.02	0.03

D.14 Covariate Balance for Respect for Others Rules

Covariate	Mean of Reference Population	Mean of Control Group (no rule)	Mean of Treated Group (has rule)	SMD for Control	SMD for Treated
Community Size	1661.26	824.14	1934.97	0.28	0.00
Discussion	0.11	0.10	0.12	0.15	0.00
Hobby	0.51	0.53	0.50	-0.07	0.01
Identity	0.17	0.10	0.19	-0.06	0.00
Media	0.14	0.18	0.12	0.01	-0.02
Memes	0.05	0.06	0.05	0.03	-0.01
News	0.02	0.02	0.02	-0.02	0.00

D.15 Covariate Balance for Brigading Rules

Covariate	Mean of Reference Population	Mean of Control Group (no rule)	Mean of Treated Group (has rule)	SMD for Control	SMD for Treated
Community Size	1661.26	1461.99	3498.79	0.07	0.11
Discussion	0.11	0.11	0.16	0.01	0.02
Hobby	0.51	0.52	0.43	0.00	-0.01
Identity	0.17	0.16	0.20	0.00	-0.01
Media	0.14	0.14	0.08	0.00	0.01
Memes	0.05	0.04	0.10	-0.01	0.00
News	0.02	0.02	0.02	0.00	-0.01

D.16 Covariate Balance for Ban Mentioned Rules

Covariate	Mean of Reference Population	Mean of Control Group (no rule)	Mean of Treated Group (has rule)	SMD for Control	SMD for Treated
Community Size	1661.26	1556.12	3432.80	0.01	0.08
Discussion	0.11	0.11	0.16	0.00	0.01
Hobby	0.51	0.51	0.43	0.00	0.05
Identity	0.17	0.17	0.15	0.00	-0.04
Media	0.14	0.14	0.15	0.00	-0.02
Memes	0.05	0.05	0.08	0.00	-0.02
News	0.02	0.02	0.03	0.00	-0.01

D.17 Covariate Balance for Karma/Score Mentioned Rules

Covariate	Mean of Reference Population	Mean of Control Group (no rule)	Mean of Treated Group (has rule)	SMD for Control	SMD for Treated
Community Size	1661.26	1519.41	4628.85	0.00	0.03
Discussion	0.11	0.11	0.13	0.00	0.05
Hobby	0.51	0.51	0.45	0.00	0.01
Identity	0.17	0.17	0.06	0.00	-0.06
Media	0.14	0.14	0.14	0.00	0.00
Memes	0.05	0.04	0.20	-0.01	0.02
News	0.02	0.02	0.02	0.00	-0.01