

Can Hallucinations Help? Boosting LLMs for Drug Discovery

Shuzhou Yuan, Zhan Qu, Ashish Yashwanth Kanger, Michael Färber

ScaDS.AI and TU Dresden
{shuzhou.yuan, zhan.qu, michael-faerber}@tu-dresden.de

Abstract

Hallucinations in large language models (LLMs), plausible but factually inaccurate text, are often viewed as undesirable. However, recent work suggests that such outputs may hold creative potential. In this paper, we investigate whether hallucinations can improve LLMs on molecule property prediction, a key task in early-stage drug discovery. We prompt LLMs to generate natural language descriptions from molecular SMILES strings and incorporate these often hallucinated descriptions into downstream classification tasks. Evaluating seven instruction-tuned LLMs across five datasets, we find that hallucinations significantly improve predictive accuracy for some models. Notably, *Falcon3-Mamba-7B* outperforms all baselines when hallucinated text is included, while hallucinations generated by *GPT-4o* consistently yield the greatest gains between models. We further identify and categorize over 18,000 beneficial hallucinations, with *structural misdescriptions* emerging as the most impactful type, suggesting that hallucinated statements about molecular structure may increase model confidence. Ablation studies show that larger models benefit more from hallucinations, while temperature has a limited effect. Our findings challenge conventional views of hallucination as purely problematic and suggest new directions for leveraging hallucinations as a useful signal in scientific modeling tasks like drug discovery.

Introduction

Large language models (LLMs) have demonstrated impressive capabilities across diverse domains, including everyday applications (Ge et al. 2023; Yao et al. 2024), scientific discovery (Zhang et al. 2024b; Madani et al. 2023), and chemistry (Boiko et al. 2023; Zhang et al. 2024a). However, LLMs are known to produce hallucinations, text that is plausible but factually incorrect or misaligned with the input (Huang et al. 2023; Bang et al. 2023; Rawte et al. 2023; Yuan and Faerber 2023). While much work has focused on mitigating hallucinations (Ji et al. 2023; Dhuliawala et al. 2024), recent perspectives suggest that hallucination may also be beneficial, for example, it may enable creativity (Lee 2023; Ye et al. 2023; Wang 2024).

In domains like drug discovery, creativity is a vital asset. Evaluating molecular properties for potential drug candidates involves reasoning over vast chemical spaces and abstract functional traits (Hughes et al. 2011). LLMs are beginning to assist in this process (Chakraborty, Bhattacharya, and Lee

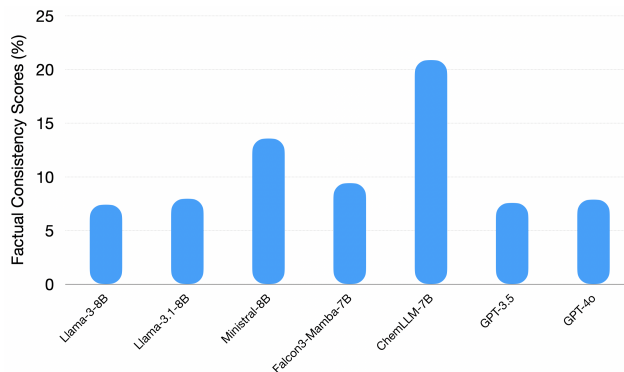


Figure 1: Factual consistency scores evaluated using the HHEM-2.1-Open Model, measuring the degree of hallucination relative to MolT5 reference descriptions. Scores are averaged across five datasets. Except for ChemLLM, all LLMs exhibit low factual consistency, indicating extensive hallucination.

2023; Edwards, Wang, and Ji 2024), and textual molecule descriptions have been shown to help improve generalization (Liu et al. 2023). Yet, many LLM-generated descriptions contain hallucinations, as illustrated in Figure 1, where models deviate significantly from domain-specific references such as MolT5 (Edwards et al. 2022).

This raises an underexplored question: *Can hallucinations improve LLMs’ performance in molecule property prediction?* While hallucinations are often treated as failure cases, we hypothesize that they may act as implicit counterfactuals, offering speculative, high-level interpretations that help LLMs generalize over unseen compounds. This idea is particularly relevant in early-stage drug discovery, where structured knowledge is sparse and creativity may be an advantage.

To investigate this, we conduct a comprehensive evaluation of seven instruction-tuned LLMs across five molecular property prediction tasks from MoleculeNet (Wu et al. 2018). Given a molecule’s SMILES string (Weininger 1988), we generate natural language descriptions using each LLM, then include the description in the prompt alongside a task-specific instruction (Figure 2). We compare the resulting performance against three baselines:

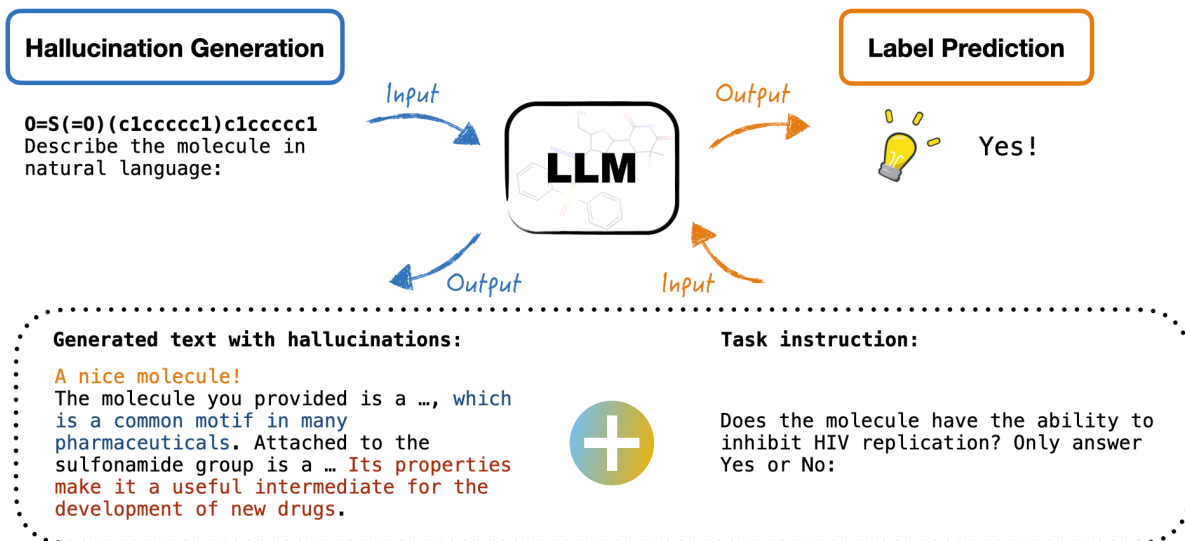


Figure 2: Illustration of our method using a sample from the HIV dataset. We first generate hallucinated molecule descriptions from LLMs, then include them as part of the prompt for a binary classification task. Output is constrained to “Yes” or “No.” Different types of hallucinations are color-coded.

- SMILES: using only the molecule string,
- MolT5: domain-specific reference descriptions,
- PubChem: rule-based text derived from authoritative chemical metadata (Kim et al. 2025).

Our results show that LLM-generated hallucinations can enhance performance. For example, Falcon3-Mamba-7B surpasses the PubChem baseline by 8.22% in ROC-AUC. Llama-3.1-8B achieves 15.8% and 11.2% improvements over the SMILES and MolT5 baselines, respectively. Hallucinations from GPT-4o deliver the most consistent gains across models.

We further conduct ablation studies and analyze the effects of model size and generation temperature. Larger models benefit more from hallucinations, while temperature affects factuality (hallucination rate) but has limited influence on downstream performance.

To understand the nature of these helpful hallucinations, we collect instances that lead to improved predictions and categorize them into four types: *structural misdescription*, *functional hallucination*, *analogical hallucination*, and *generic fluff*. Surprisingly, the dominant type is *structural misdescription*, suggesting that factual deviation is not necessarily detrimental, and may help LLMs generalize.

Our contributions are as follows:

- We conduct the first systematic investigation into whether hallucinations can improve LLMs for molecular property prediction, a core subtask in early-stage drug discovery.
- We evaluate seven LLMs across five benchmark datasets, demonstrating that certain models benefit significantly from hallucinated input.
- We analyze model size, generation temperature, and hallucination types to understand how and when hallucinations

contribute positively to performance.

Related Work

LLMs for Molecules Large language models have shown promising potential in molecular tasks and biomedical domains (Pal et al. 2023; Murakumo et al. 2023; Chakraborty, Bhattacharya, and Lee 2023; Savage 2023). Zheng et al. (2024) provide a comprehensive review of LLMs across the drug discovery pipeline, while Guan and Wang (2024) discuss their advantages in drug development. Several works evaluate LLMs on molecular property prediction (Zhong, Zhou, and Mottin 2024), or apply LLMs to specialized tasks such as dataset curation (Liu et al. 2024) and multi-agent drug discovery frameworks (Liu et al. 2024). Natural language explanations have also been explored for cancer drug discovery via prompt-based methods (Zhang, Feng, and Zheng 2024). The connection between molecular representations such as SMILES strings and language has been widely investigated in recent works (Edwards et al. 2022; Ganeeva et al. 2024), while LLMs have increasingly been used as general-purpose agents in the domain (Fossi et al. 2024). Building on this foundation, our work takes a novel step by examining how LLM-generated hallucinations can be leveraged to improve molecular property prediction. Rather than treating hallucinations as noise to eliminate, we explore their potential as creative and informative inputs in early-stage drug discovery.

Hallucination and Creativity in LLMs Hallucination is typically defined as a mismatch between the generated content and a source or ground truth (Maynez et al. 2020; Rawte et al. 2023), and numerous approaches aim to detect or reduce hallucination (Dhuliawala et al. 2024; Manakul, Liusie, and Gales 2023; Ji et al. 2023). However, a growing body of work explores the creative potential of hallucinations (Lee 2022;

Zhao et al. 2024). Jiang et al. (2024) argue that hallucinations in LLMs parallel human creativity by enabling the recombination of known information in novel ways. Similarly, Lee (2023) model hallucination as a probabilistic driver of surprising or insightful outputs. Other studies evaluate LLMs’ creative capacity in narrative generation (Chen and Ding 2023; Gómez-Rodríguez and Williams 2023; Franceschelli and Mu-solesi 2024). Our work builds on this perspective, exploring hallucinations not as factual errors, but as potentially productive deviations that improve downstream decision-making in scientific domains.

Counterfactual Reasoning and Hypothetical Text Counterfactual reasoning, which investigates how slight changes in input affect model predictions, has become a foundational method to explore causal relationships and to delineate decision boundaries in explainable AI (Byrne 2019; Prado-Romero et al. 2024). They offer actionable insights, reveal model biases, and can uncover failure cases (Qu, Gomm, and Färber 2025; Guidotti 2024).

While most applications of counterfactuals in NLP focus on fairness, robustness, or factual consistency (Wu et al. 2021; Qiu et al. 2024; Wang et al. 2024; Chatzi et al. 2024), recent work begins to explore implicit counterfactuals in generative text (Dixit et al. 2022). In molecular modeling, counterfactual explanations have been applied to explain property predictions by generating minimally perturbed molecular variants (Wellawatte, Seshadri, and White 2022; Zhang, Liu, and Han 2025; Teufel, Leinweber, and Friederich 2025). Hallucinated inputs, although not explicitly constructed as counterfactuals, may similarly function as soft perturbations that induce informative changes in model behavior. Hallucinated text can be interpreted as speculative hypotheses about molecular properties, enabling models to generalize beyond literal training examples. To our knowledge, our study is the first to examine this connection in the context of molecule property prediction with LLMs.

Hallucination Generation

Large language models (LLMs), when prompted to describe molecules, often produce fluent yet factually incorrect descriptions, commonly referred to as hallucinations. While typically regarded as undesirable, we explore an alternative view: these hallucinations can be seen as implicit counterfactuals, imaginative variations on molecular structure or function that may enhance model performance in downstream prediction tasks. In this section, we detail how we generate these descriptions and analyze their properties.

Prompt Design

Translating molecular structures into natural language has been shown to support various biomedical and scientific tasks (Edwards et al. 2022). In this work, we follow a similar approach by prompting large language models (LLMs) to generate descriptive text from SMILES strings.

To ensure consistency across models and datasets, we use a standardized prompt template for all molecule descriptions. We also define the system role as an “expert in drug discov-

ery” to encourage chemistry-relevant outputs. The prompt is shown below:

System: You are an expert in drug discovery.
User: [SMILES] Describe the molecule in natural language:

We apply this prompt to generate molecule descriptions using seven different LLMs across five benchmark datasets. To assess the factual consistency of the generated text, we compare the outputs to reference descriptions generated by MolT5 (Edwards et al. 2022), a model pre-trained and fine-tuned on large-scale molecule-text pairs.

Factual consistency is measured using the HHM-2.1-Open model (Bao et al. 2024), which estimates alignment between generated descriptions and reference text. As shown in Figure 1, most LLM-generated descriptions diverge substantially from the MolT5 references. Even ChemLLM, which is domain-tuned, achieves only 20.89% consistency. Other models range from 7.42% to 13.58%. These results confirm that the majority of generated descriptions contain some degree of hallucination.

Throughout this work, we define hallucination as any information in the generated text that is not supported by the molecule’s actual structure or known properties. We note that all descriptions are generated in English, as no language constraints were applied.

Hallucination Typology and Annotation

To better characterize the nature of hallucinated content, we define a typology of hallucination types based on qualitative analysis. We randomly sample 50 descriptions from across datasets and manually identify four recurring hallucination patterns. An additional fifth category, “no hallucination,” is used to label fully accurate outputs. Table 1 summarizes the categories and provides representative examples.

Type	Definition
Functional hallucination	Adds plausible usage/application info or unverified biochemical action
Structural misdescription	Incorrect description of atoms, bonds, or substructures
Analogical hallucination	Uses metaphor or analogy to describe structure or function
Generic fluff	Vague, uninformative, or subjective phrases
No hallucination	Accurate statements without speculative or incorrect elements

Table 1: Categorization of hallucination types in molecular descriptions.

We annotate hallucination types at scale using an external LLM, Deepseek-R1 (Guo et al. 2025), which was not used to generate the descriptions. The annotation prompt includes the SMILES string, the generated description, and the type definitions in Table 1. The model is instructed to assign one or more appropriate hallucination types to each input.

To assess annotation quality, we randomly sample 50 instances and have two human annotators independently assign hallucination types. Inter-annotator agreement with the model is measured using Fleiss’ Kappa, yielding $\kappa = 0.57$, which indicates moderate agreement and acceptable reliability.

Task Formulation

We define molecule property prediction as a prompt-based decision task for large language models (LLMs). Each instance consists of a molecule represented by a SMILES string *[SMILES]*, optionally augmented with a natural language description *[Description]*, followed by a task-specific instruction *[Instruct]*.

System: You are an expert in chemistry.

User: *[SMILES]* *[Description]* *[Instruct]*

The model is then asked to answer a binary yes/no question, such as: “Does this molecule inhibit HIV replication? Only answer ‘Yes’ or ‘No’.”

We decode the model’s prediction by selecting the highest-probability token:

$$\hat{y} = \arg \max_{y \in V} P_{\phi}(y), \quad V = \{\text{Yes, No}\} \quad (1)$$

Textual Conditioning as Counterfactual Context. Our central hypothesis is that the presence of *[Description]*, regardless of factual accuracy, provides useful inductive bias for the model. These descriptions vary across three settings:

- **None (SMILES-only):** The model receives no textual context beyond the SMILES string.
- **Factual:** A structured, rule-based description from PubChem is included.
- **LLM-generated:** A free-text description is generated as described in the previous section, and may include hallucinations.

Rather than treating hallucinated descriptions as noise, we consider them as *implicit counterfactuals*, alternative narratives about molecular properties that may help the model distinguish subtle patterns. This setup enables us to investigate how speculative or misaligned information interacts with LLM decision-making in molecular tasks.

Experimental Design

We investigate how molecule-level hallucinations generated by different LLMs affect downstream classification performance. The prompt format is constructed as *[SMILES][Description][Instruct]*, where *[Description]* is varied under four different settings:

SMILES: *[Description]* is set to ϵ (empty), and the model must make predictions based solely on the SMILES string.

MolT5: We use descriptions generated by MolT5 (Edwards et al. 2022), a pretrained molecule-to-text model. This provides a reference point with high-quality factual descriptions aligned to molecular structure.

PubChem: We extract rule-based factual information from the PubChem database (Kim et al. 2025), including molecular formula, atom count, synonyms, and molecular weight. This metadata is formatted into a natural language description, e.g., “This compound, known as X, has the molecular formula $C_{22}H_{23}N_7O_2$...”. While this setting reflects gold-standard

chemical knowledge, it is limited to molecules present in PubChem (88% coverage). As such, this baseline is not intended for practical deployment but to assess model behavior under ideal factual conditions.

LLMs: To study the effects of hallucinations, we replace *[Description]* with text generated by different LLMs. Each model is evaluated using (a) its own hallucinated descriptions and (b) hallucinations generated by other LLMs. This setup allows us to analyze if performance is influenced more by the source of the hallucination or the model that interprets it.

Datasets

We select five benchmark datasets from MoleculeNet (Wu et al. 2018), covering a range of physiological and pharmacological properties: **HIV:** Predicts anti-HIV activity based on inhibition assay data. **BBBP:** Indicates whether a molecule can penetrate the blood-brain barrier. **Clintox:** Labels compounds that failed clinical trials due to toxicity. **SIDER:** Classifies drug molecules by whether they cause specific side effects. **Tox21:** Measures toxicity across 12 biological targets.

Data Splits. We follow the recommended MoleculeNet protocol. HIV and BBBP are split using scaffold splitting (Bemis and Murcko 1996), which groups molecules based on core structure. Clintox, SIDER, and Tox21 use random splitting. For each dataset, we hold out 10% of the data as the test set.

Label Selection and Evaluation. We retain the original binary labels for HIV, BBBP, and Clintox. Since SIDER and Tox21 contain multiple labels, we select the one with the most balanced distribution in the test set. For SIDER, this corresponds to the label “reproductive system and breast disorders”. For Tox21, we use the *SR-MMP* target (matrix metalloproteinases). We report model performance using ROC-AUC, as standard for imbalanced binary classification tasks (Wu et al. 2018).

Models

We evaluate seven instruction-tuned LLMs, grouped by category: **General-purpose open-source LLMs:** Llama-3-8B, Llama-3.1-8B, Mistral-8B, and Falcon3-Mamba-7B. **Domain-specific LLM:** ChemLLM-7B, trained on chemical corpora. **Closed-source API models:** GPT-3.5-turbo and GPT-4o.

All open-source models are roughly 7–8B in size for fair comparison. Text generation is conducted using default decoding settings, with temperature 0.6 and a maximum token limit of 256. Models are evaluated both as *generators* (to produce hallucinated descriptions) and as *predictors* (to make property predictions given a prompt).

Main Results and Analysis

We conduct experiments to address three primary questions:

- i) Can hallucinated descriptions improve LLM performance compared to standard baselines?
- ii) Which LLMs generate the most beneficial hallucinations?
- iii) What types of hallucinations are most likely to improve prediction?

Model	[Description]	HIV	BBBP	Clintox	SIDER	Tox21	Avg	Δ SMILES	Δ MolT5	Δ PubChem
Llama-3-8B	SMILES	67.78	53.08	63.04	61.79	60.34	61.21	-	6.53	0.55
	MolT5	47.65	59.65	43.20	61.14	61.73	54.68	-6.53	-	-5.98
	PubChem	49.85	72.48	53.35	59.99	67.60	<u>60.65</u>	-0.55	5.98	-
	Llama-3	<u>53.13</u>	58.21	<u>57.13</u>	57.07	59.75	57.06	-4.15	2.38	-3.59
	ChemLLM	46.83	<u>60.22</u>	52.36	58.50	50.83	53.75	-7.46	-0.93	-6.90
	GPT-4o	45.97	<u>53.72</u>	54.81	45.86	60.90	52.25	-8.96	-2.42	-8.40
Llama-3.1-8B	SMILES	38.10	37.56	35.30	52.70	44.89	41.71	-	-4.57	-22.36
	MolT5	43.04	45.30	39.28	52.06	51.72	46.28	4.57	-	-17.8
	PubChem	58.94	71.42	<u>66.03</u>	57.54	66.45	64.08	22.36	17.80	-
	Llama-3	<u>56.80</u>	47.71	68.08	<u>54.21</u>	60.75	<u>57.51</u>	15.80	11.23	-6.57
	ChemLLM	50.83	52.18	47.45	53.17	49.84	50.69	8.98	4.41	-13.39
	GPT-4o	56.64	<u>53.37</u>	55.28	52.60	<u>61.65</u>	55.91	14.20	9.63	-8.17
Ministral-8B	SMILES	59.35	48.87	60.19	57.27	57.42	56.62	-	3.53	-5.63
	MolT5	44.54	44.10	53.95	<u>63.83</u>	59.02	53.09	-3.53	-	-9.16
	PubChem	50.08	<u>52.77</u>	79.23	64.45	64.72	62.25	5.63	9.16	-
	Llama-3	<u>52.91</u>	31.27	<u>65.49</u>	50.45	55.81	51.19	-5.43	-1.90	-11.06
	ChemLLM	46.35	48.66	62.11	58.97	55.36	54.29	-2.33	1.20	-7.96
	GPT-4o	51.66	64.94	58.73	60.54	<u>61.07</u>	<u>59.39</u>	2.77	6.30	-2.86
Falcon3-Mamba-7B	SMILES	40.64	48.33	31.72	52.53	47.45	44.13	-	0.21	-1.34
	MolT5	49.02	47.92	18.58	<u>55.84</u>	48.27	43.93	-0.21	-	-1.54
	PubChem	45.40	<u>58.84</u>	24.55	52.00	46.56	45.47	1.34	1.54	-
	Llama-3	47.84	53.40	<u>50.76</u>	51.31	<u>48.44</u>	50.35	6.22	6.42	4.88
	ChemLLM	53.46	61.82	45.12	53.56	43.43	51.48	7.35	7.55	6.01
	GPT-4o	<u>51.59</u>	55.73	53.55	56.03	51.54	53.69	9.55	9.76	8.22
ChemLLM-7B	SMILES	<u>55.54</u>	38.69	24.02	47.85	65.59	46.34	-	-1.93	-8.36
	MolT5	50.33	41.01	35.43	<u>53.06</u>	61.50	48.27	1.93	-	-6.43
	PubChem	54.96	72.27	34.37	51.08	60.79	54.69	8.36	6.43	-
	Llama-3	56.29	45.68	47.51	44.95	51.59	49.20	2.87	0.94	-5.49
	ChemLLM	45.37	41.83	<u>42.80</u>	53.15	46.60	45.95	-0.39	-2.32	-8.74
	GPT-4o	52.68	<u>55.73</u>	40.74	44.59	<u>62.63</u>	<u>51.28</u>	4.94	3.01	-3.42
GPT-3.5	SMILES	61.32	28.94	63.90	53.77	61.92	53.97	-	-2.56	-11.01
	MolT5	49.34	<u>52.64</u>	<u>64.30</u>	56.00	60.39	<u>56.53</u>	2.56	-	-8.44
	PubChem	<u>56.64</u>	61.11	76.34	59.99	70.81	64.98	11.01	8.44	-
	Llama-3	52.55	30.00	38.27	52.22	55.71	45.75	-8.22	-10.78	-19.23
	ChemLLM	50.27	45.97	63.03	53.77	54.57	53.52	-0.45	-3.01	-11.46
	GPT-4o	49.67	34.61	60.83	62.41	<u>65.36</u>	54.57	0.60	-1.96	-10.40
GPT-4o	SMILES	47.19	46.79	40.00	52.30	63.25	49.91	-	2.10	-6.17
	MolT5	41.73	40.57	38.09	65.22	53.42	47.80	-2.10	-	-8.27
	PubChem	50.96	50.34	<u>56.67</u>	<u>56.89</u>	65.52	56.08	6.17	8.27	-
	Llama-3	48.95	36.23	52.97	<u>42.73</u>	62.00	48.58	-1.33	0.77	-7.5
	ChemLLM	<u>53.00</u>	54.92	55.59	45.36	61.15	54.00	4.10	6.20	-2.08
	GPT-4o	53.30	<u>52.73</u>	57.12	47.82	<u>65.34</u>	<u>55.26</u>	5.35	7.46	-0.82

Table 2: The main results (ROC-AUC %) for a curated set of descriptions. For each model, we show the three baselines (SMILES, MolT5, PubChem) and three selected hallucinated descriptions (Llama-3, ChemLLM, GPT-4o). Δ SMILES, Δ MolT5, and Δ PubChem denote the difference in average ROC-AUC scores compared to the baselines. Within each model group, the best and second-best scores for each dataset are highlighted in **bold** and underlined, respectively.

Do Hallucinations Improve LLMs?

Table 7 presents the performance of each model on five benchmark datasets, comparing hallucinated molecule descriptions against three baselines: the SMILES-only input, the neural reference MolT5, and the rule-based PubChem descriptions. To provide representative coverage across different model types, we include the LLM from each of the three categories whose generated hallucinations resulted in the greatest average performance gains in ROC-AUC: Llama-3 for open-source models, GPT-4o for proprietary models, and ChemLLM-7B for domain-specific models fine-tuned on molecular data.¹

¹Full results for all hallucinated variants and model configurations are provided in the appendix.

PubChem consistently serves as the strongest factual baseline, with 14 out of 35 model-dataset combinations (7 models across 5 datasets) achieving their highest performance when provided with its accurate, rule-based metadata. Nevertheless, hallucinated descriptions can occasionally surpass even this gold-standard input. For example, Falcon3-Mamba achieves an average ROC-AUC that is 8.22% higher when using hallucinated descriptions generated by GPT-4o. Similar gains are observed with other generators: hallucinated descriptions from Llama-3 and ChemLLM improve the average ROC-AUC for Falcon3-Mamba by 4.88% and 6.01%, respectively. These results demonstrate that speculative or loosely grounded hallucinations can, in some cases, be more effective than factual metadata.

Hallucinated descriptions often lead to substantial improvements over the SMILES baseline. Among the 21 model-generator combinations (7 models \times 3 hallucination sources), 12 achieve higher average ROC-AUC than when using SMILES, with especially consistent gains observed for Llama-3.1-8B and Falcon3-Mamba, each of which benefits from all three hallucination sources. Even in cases where hallucinated descriptions do not outperform SMILES, they often remain competitive, suggesting their potential to convey useful inductive biases.

Similar patterns hold when compared to MolT5: 14 of 21 combinations achieve improved performance. In particular, hallucinations generated for Llama-3.1-8B, Falcon3-Mamba, and GPT-4o consistently surpass MolT5, highlighting that free-text generated by LLMs can rival or exceed specialized neural baselines. Overall, while not universally superior, hallucinated inputs frequently enhance performance, demonstrating their practical value for molecule property prediction.

Among all combinations, Llama-3.1-8B shows the largest gain: using hallucinations generated by Llama-3-8B, it achieves 15.80% higher performance than SMILES, and 11.23% over MolT5. Falcon3-Mamba-7B also surpasses all baselines by at least 4.88%.

These results suggest that hallucinated descriptions, despite being factually inconsistent, can enhance molecular classification performance in LLMs, sometimes even outperforming authoritative references.

Which LLMs Generate the Good Hallucinations?

To determine which LLMs produce the most useful hallucinations, we evaluate performance improvements across all seven models using hallucinations generated by different sources. Figure 3 presents the average gain in ROC-AUC when switching from SMILES or MolT5 input to hallucinated descriptions.

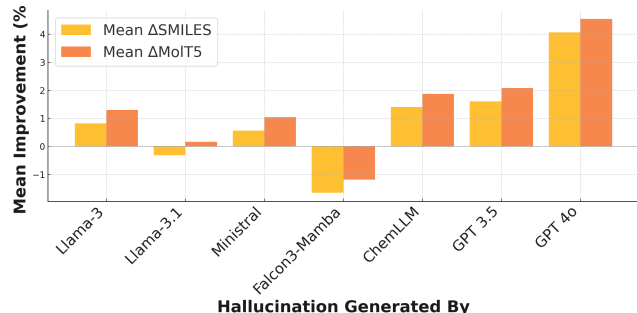


Figure 3: Average improvement in ROC-AUC across seven LLMs using hallucinations generated by different models. The x-axis indicates the source model of the hallucinations.

Hallucinations from OpenAI models consistently yield the greatest improvements. Descriptions from GPT-4o improve average performance by 4.07% over SMILES and 4.54% over MolT5. GPT-3.5 also provides solid gains of 1.6% and 2.08%, respectively. Among open-source models, hallucinations from Llama-3 and Mistral offer mod-

est improvements, while those from Falcon3-Mamba and Llama-3.1 lead to slight decreases in performance.

Overall, hallucinations generated by GPT-4o are the most beneficial across all models, suggesting that not all hallucinations are equally useful; type, quality, and coherence matter.

What Types of Hallucinations Are Most Useful?

Source	HIV	BBBP	Clintox	SIDER	Tox21	Avg.
Llama-3	83.5	17.6	81.8	44.8	76.8	60.9
Llama-3.1	86.9	16.1	70.3	35.0	72.2	56.1
Mistral	87.6	16.1	60.1	37.1	74.1	55.0
Falcon3-Mamba	88.3	17.6	64.2	39.2	79.4	57.7
ChemLLM	44.2	27.3	33.8	35.0	19.9	32.0
GPT-3.5	92.2	15.6	37.8	24.5	77.4	49.5
GPT-4o	78.4	25.9	62.8	36.4	66.9	54.1

Table 3: Proportion (%) of hallucinations that improve performance over all baselines for Falcon3-Mamba-7B, broken down by dataset and hallucination source.

To understand the mechanism behind this improvement, we analyze a subset of *beneficial hallucinations*, which are the ones that lead to correct predictions with greater confidence than any baseline. Focusing on Falcon3-Mamba-7B, we collect 18,872 such cases across five datasets and seven hallucination sources (Table 3).

Using the hallucination taxonomy established earlier, we find that the majority (85%) of effective hallucinations are *structural misdescriptions*, which are incorrect yet chemically plausible statements about the molecular structure. Another 12% are *functional hallucinations* involving inferred or speculative bioactivity. Generic or analogical hallucinations are rare and contribute little to performance (Figure 4).

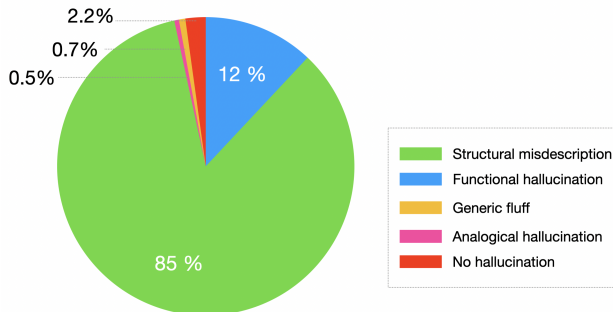


Figure 4: Distribution of hallucination types contributing to improved predictions for Falcon3-Mamba-7B.

These hallucinations may act as *implicit counterfactuals*, offering alternative, albeit incorrect, chemical scenarios that prompt the LLM to refine its internal representation of the molecule. Rather than misleading the model, such perturbations may function as soft interventions, related to counterfactual reasoning in structured explainability frameworks. They often describe structural or functional properties that deviate from known molecular facts but nonetheless align with decision-relevant patterns.

This perspective suggests that hallucinations are not just noise: they reshape the model’s belief state by inducing hypothetical molecular interpretations, thereby enhancing its predictive confidence.

Ablation Studies

To better understand when and why hallucinated text improves molecular prediction, we conduct ablation studies focusing on two factors: model size and generation temperature. We use the Llama-3 family due to its consistent architecture and multiple available sizes. As PubChem coverage is incomplete, we report improvements relative to SMILES and MolT5 baselines.

Effect of Model Size

Model size is a critical determinant of LLM performance (Dubey et al. 2024). We compare instruction-tuned versions of Llama-3.2 (1B, 3B) and Llama-3.1 (8B, 70B), using hallucinations generated by all other LLMs used for the experiments. For each model, we compute the average ROC-AUC improvement over the baselines.

As shown in Figure 5, performance improves steadily from 1B to 8B when compared to the MolT5 baseline, suggesting that larger models better leverage the information, even when it is hallucinatory. The 70B model does not outperform the 8B model but still exceeds the smaller sizes. When compared to the SMILES baseline, all sizes show improvement.

These findings suggest that larger models are more capable of extracting useful signals from hallucinated descriptions, though gains may plateau beyond 8B.

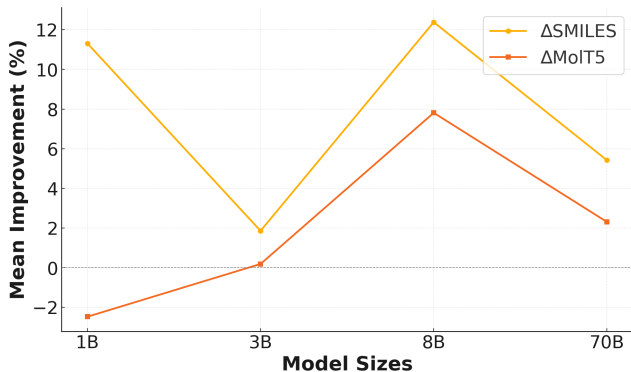


Figure 5: Average ROC-AUC improvement for Llama-3 models of different sizes, using hallucinated descriptions.

Effect of Generation Temperature

Sampling temperature controls the randomness of generation (Van Koeveing and Kleinberg 2024), with higher temperatures producing more diverse and often less factual outputs (Peeperkorn et al. 2024; Renze 2024). We vary the temperature between 0.1 and 0.9 while using Llama-3.1-8B to generate molecular descriptions, then assess both hallucination scores and downstream performance.

Figure 6 shows that as the temperature increases, hallucination scores increase, that is, the factual consistency decreases.

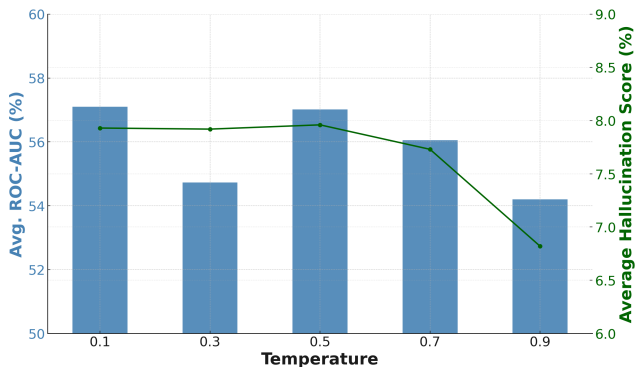


Figure 6: Average model performance and hallucination scores at different temperature settings (0.1–0.9) using Llama-3.1-8B.

This aligns with prior expectations. However, the correlation with performance is non-monotonic: model accuracy peaks at temperatures 0.1 and 0.5, but dips slightly at 0.3 and 0.9. The difference across all temperatures is small (within 3%).

Notably, all temperature settings outperform both the SMILES (41.71%) and MolT5 (46.28%) baselines (Table 7). **This confirms that even high-temperature, hallucinated text, despite reduced factual consistency, can still contribute positively to LLM performance.**

Conclusion

This paper investigates whether hallucinations can improve the performance of Large Language Models (LLMs) in predicting molecule properties. We evaluate seven LLMs across five datasets by incorporating natural language descriptions of molecules, which often contain hallucinations, into the input prompts.

Our results show that hallucinated input can improve classification performance for most LLMs, even outperforming accurate baselines like MolT5 and PubChem in some cases. In particular, Falcon3-Mamba-7B and hallucinations generated by GPT-4o yield the most consistent improvements across datasets.

We further categorize the beneficial hallucinations and find that *structural misdescription* is the most common and impactful type, suggesting that factual deviation does not necessarily harm, and may even help, LLM decision-making. Ablation studies reveal that larger models are better at leveraging hallucinated descriptions, while variation in generation temperature has limited impact on downstream performance.

Our findings offer a new perspective on the role of hallucinations in LLM-based scientific tasks, highlighting their potential to act as implicit counterfactuals that encourage flexible reasoning and robust prediction. Future work may further investigate the mechanisms by which LLMs benefit from such hallucinated input and how to leverage this creative potential in a safe and intentional manner, especially in high-stakes domains.

References

- Bang, Y.; Cahyawijaya, S.; Lee, N.; Dai, W.; Su, D.; Wilie, B.; Lovenia, H.; Ji, Z.; Yu, T.; Chung, W.; Do, Q. V.; Xu, Y.; and Fung, P. 2023. A Multitask, Multilingual, Multimodal Evaluation of ChatGPT on Reasoning, Hallucination, and Interactivity. In Park, J. C.; Arase, Y.; Hu, B.; Lu, W.; Wijaya, D.; Purwarianti, A.; and Krisnadhi, A. A., eds., *Proceedings of the 13th International Joint Conference on Natural Language Processing and the 3rd Conference of the Asia-Pacific Chapter of the Association for Computational Linguistics (Volume 1: Long Papers)*, 675–718. Nusa Dua, Bali: Association for Computational Linguistics.
- Bao, F.; Li, M.; Luo, R.; and Mendelevitch, O. 2024. HHEM-2.1-Open.
- Bemis, G. W.; and Murcko, M. A. 1996. The properties of known drugs. 1. Molecular frameworks. *Journal of medicinal chemistry*, 39(15): 2887–2893.
- Boiko, D. A.; MacKnight, R.; Kline, B.; and Gomes, G. 2023. Autonomous chemical research with large language models. *Nature*, 624(7992): 570–578.
- Byrne, R. M. 2019. Counterfactuals in explainable artificial intelligence (XAI): Evidence from human reasoning. In *IJCAI*, 6276–6282. California, CA.
- Chakraborty, C.; Bhattacharya, M.; and Lee, S.-S. 2023. Artificial intelligence enabled ChatGPT and large language models in drug target discovery, drug discovery, and development. *Molecular Therapy-Nucleic Acids*, 33: 866–868.
- Chatzi, I.; Benz, N. C.; Straitouri, E.; Tsirtsis, S.; and Gomez-Rodriguez, M. 2024. Counterfactual token generation in large language models. *arXiv preprint arXiv:2409.17027*.
- Chen, H.; and Ding, N. 2023. Probing the “Creativity” of Large Language Models: Can models produce divergent semantic association? In Bouamor, H.; Pino, J.; and Bali, K., eds., *Findings of the Association for Computational Linguistics: EMNLP 2023*, 12881–12888. Singapore: Association for Computational Linguistics.
- Dhuliawala, S.; Komeili, M.; Xu, J.; Raileanu, R.; Li, X.; Celikyilmaz, A.; and Weston, J. 2024. Chain-of-Verification Reduces Hallucination in Large Language Models. In Ku, L.-W.; Martins, A.; and Srikumar, V., eds., *Findings of the Association for Computational Linguistics: ACL 2024*, 3563–3578. Bangkok, Thailand: Association for Computational Linguistics.
- Dixit, T.; Paranjape, B.; Hajishirzi, H.; and Zettlemoyer, L. 2022. CORE: A Retrieve-then-Edit Framework for Counterfactual Data Generation. In *Findings of the Association for Computational Linguistics: EMNLP 2022, Abu Dhabi, United Arab Emirates, December 7-11, 2022*, 2964–2984. Association for Computational Linguistics.
- Dubey, A.; Jauhri, A.; Pandey, A.; Kadian, A.; Al-Dahle, A.; Letman, A.; Mathur, A.; Schelten, A.; Yang, A.; Fan, A.; et al. 2024. The llama 3 herd of models. *arXiv preprint arXiv:2407.21783*.
- Edwards, C.; Lai, T.; Ros, K.; Honke, G.; Cho, K.; and Ji, H. 2022. Translation between Molecules and Natural Language. In Goldberg, Y.; Kozareva, Z.; and Zhang, Y., eds., *Proceedings of the 2022 Conference on Empirical Methods in Natural Language Processing*, 375–413. Abu Dhabi, United Arab Emirates: Association for Computational Linguistics.
- Edwards, C.; Wang, Q.; and Ji, H. 2024. Language + Molecules. In Mesgar, M.; and Loáiciga, S., eds., *Proceedings of the 18th Conference of the European Chapter of the Association for Computational Linguistics: Tutorial Abstracts*, 14–20. St. Julian’s, Malta: Association for Computational Linguistics.
- Fossi, G.; Boulaimen, Y.; Outemzabet, L.; Jeanray, N.; Gerart, S.; Vachenc, S.; Gienza, J.; and Raieli, S. 2024. SwiftDossier: Tailored Automatic Dossier for Drug Discovery with LLMs and Agents. *arXiv preprint arXiv:2409.15817*.
- Franceschelli, G.; and Musolesi, M. 2024. On the creativity of large language models. *AI & SOCIETY*, 1–11.
- Ganeeva, V.; Sakhovskiy, A.; Khrabrov, K.; Savchenko, A.; Kadurin, A.; and Tutubalina, E. 2024. Lost in Translation: Chemical Language Models and the Misunderstanding of Molecule Structures. In Al-Onaizan, Y.; Bansal, M.; and Chen, Y.-N., eds., *Findings of the Association for Computational Linguistics: EMNLP 2024*, 12994–13013. Miami, Florida, USA: Association for Computational Linguistics.
- Ge, Y.; Hua, W.; Mei, K.; Ji, J.; Tan, J.; Xu, S.; Li, Z.; and Zhang, Y. 2023. OpenAGI: When LLM Meets Domain Experts. In *Advances in Neural Information Processing Systems*, volume 36, 5539–5568. Curran Associates, Inc.
- Gómez-Rodríguez, C.; and Williams, P. 2023. A Confederacy of Models: a Comprehensive Evaluation of LLMs on Creative Writing. In Bouamor, H.; Pino, J.; and Bali, K., eds., *Findings of the Association for Computational Linguistics: EMNLP 2023*, 14504–14528. Singapore: Association for Computational Linguistics.
- Guan, S.; and Wang, G. 2024. Drug discovery and development in the era of artificial intelligence: From machine learning to large language models. *Artificial Intelligence Chemistry*, 2(1): 100070.
- Guidotti, R. 2024. Counterfactual explanations and how to find them: literature review and benchmarking. *Data Mining and Knowledge Discovery*, 38(5): 2770–2824.
- Guo, D.; Yang, D.; Zhang, H.; Song, J.; Zhang, R.; Xu, R.; Zhu, Q.; Ma, S.; Wang, P.; Bi, X.; et al. 2025. Deepseek-r1: Incentivizing reasoning capability in llms via reinforcement learning. *arXiv preprint arXiv:2501.12948*.
- Huang, L.; Yu, W.; Ma, W.; Zhong, W.; Feng, Z.; Wang, H.; Chen, Q.; Peng, W.; Feng, X.; Qin, B.; et al. 2023. A survey on hallucination in large language models: Principles, taxonomy, challenges, and open questions. *ACM Transactions on Information Systems*.
- Hughes, J. P.; Rees, S.; Kalindjian, S. B.; and Philpott, K. L. 2011. Principles of early drug discovery. *British journal of pharmacology*, 162(6): 1239–1249.
- Ji, Z.; Yu, T.; Xu, Y.; Lee, N.; Ishii, E.; and Fung, P. 2023. Towards Mitigating LLM Hallucination via Self Reflection. In Bouamor, H.; Pino, J.; and Bali, K., eds., *Findings of the Association for Computational Linguistics: EMNLP 2023*, 1827–1843. Singapore: Association for Computational Linguistics.

- Jiang, X.; Tian, Y.; Hua, F.; Xu, C.; Wang, Y.; and Guo, J. 2024. A Survey on Large Language Model Hallucination via a Creativity Perspective. *arXiv:2402.06647*.
- Kim, S.; Chen, J.; Cheng, T.; and et al. 2025. PubChem 2025 update. *Nucleic Acids Research*.
- Lee, H.-K. 2022. Rethinking creativity: creative industries, AI and everyday creativity. *Media, Culture & Society*, 44(3): 601–612.
- Lee, M. 2023. A mathematical investigation of hallucination and creativity in GPT models. *Mathematics*, 11(10): 2320.
- Liu, S.; Lu, Y.; Chen, S.; Hu, X.; Zhao, J.; Fu, T.; and Zhao, Y. 2024. DrugAgent: Automating AI-aided Drug Discovery Programming through LLM Multi-Agent Collaboration. *arXiv preprint arXiv:2411.15692*.
- Liu, S.; Nie, W.; Wang, C.; Lu, J.; Qiao, Z.; Liu, L.; Tang, J.; Xiao, C.; and Anandkumar, A. 2023. Multi-modal molecule structure–text model for text-based retrieval and editing. *Nature Machine Intelligence*, 5(12): 1447–1457.
- Madani, A.; Krause, B.; Greene, E. R.; Subramanian, S.; Mohr, B. P.; Holton, J. M.; Olmos, J. L.; Xiong, C.; Sun, Z. Z.; Socher, R.; et al. 2023. Large language models generate functional protein sequences across diverse families. *Nature Biotechnology*, 41(8): 1099–1106.
- Manakul, P.; Liusie, A.; and Gales, M. 2023. SelfCheckGPT: Zero-Resource Black-Box Hallucination Detection for Generative Large Language Models. In Bouamor, H.; Pino, J.; and Bali, K., eds., *Proceedings of the 2023 Conference on Empirical Methods in Natural Language Processing*, 9004–9017. Singapore: Association for Computational Linguistics.
- Maynez, J.; Narayan, S.; Bohnet, B.; and McDonald, R. 2020. On Faithfulness and Factuality in Abstractive Summarization. In Jurafsky, D.; Chai, J.; Schluter, N.; and Tetreault, J., eds., *Proceedings of the 58th Annual Meeting of the Association for Computational Linguistics*, 1906–1919. Online: Association for Computational Linguistics.
- Murakumo, K.; Yoshikawa, N.; Rikimaru, K.; Nakamura, S.; Furui, K.; Suzuki, T.; Yamasaki, H.; Nishigaya, Y.; Takagi, Y.; and Ohue, M. 2023. LLM Drug Discovery Challenge: A Contest as a Feasibility Study on the Utilization of Large Language Models in Medicinal Chemistry. In *AI for Accelerated Materials Design - NeurIPS 2023 Workshop*.
- Pal, S.; Bhattacharya, M.; Islam, M. A.; and Chakraborty, C. 2023. ChatGPT or LLM in next-generation drug discovery and development: pharmaceutical and biotechnology companies can make use of the artificial intelligence-based device for a faster way of drug discovery and development. *International Journal of Surgery*, 109(12): 4382–4384.
- Peeperkorn, M.; Kouwenhoven, T.; Brown, D.; and Jordanous, A. 2024. Is temperature the creativity parameter of large language models? *arXiv preprint arXiv:2405.00492*.
- Prado-Romero, M. A.; Prenkaj, B.; Stilo, G.; and Giannotti, F. 2024. A survey on graph counterfactual explanations: definitions, methods, evaluation, and research challenges. *ACM Computing Surveys*, 56(7): 1–37.
- Qiu, X.; Wang, Y.; Guo, X.; Zeng, Z.; Yue, Y.; Feng, Y.; and Miao, C. 2024. PairCFR: Enhancing Model Training on Paired Counterfactually Augmented Data through Contrastive Learning. In *Proceedings of the 62nd Annual Meeting of the Association for Computational Linguistics (Volume 1: Long Papers)*, 11955–11971.
- Qu, Z.; Gomm, D.; and Färber, M. 2025. CoDy: Counterfactual Explainers for Dynamic Graphs. In *Forty-second International Conference on Machine Learning*.
- Rawte, V.; Chakraborty, S.; Pathak, A.; Sarkar, A.; Tonmoy, S. T. I.; Chadha, A.; Sheth, A.; and Das, A. 2023. The Troubling Emergence of Hallucination in Large Language Models - An Extensive Definition, Quantification, and Prescriptive Remediations. In Bouamor, H.; Pino, J.; and Bali, K., eds., *Proceedings of the 2023 Conference on Empirical Methods in Natural Language Processing*, 2541–2573. Singapore: Association for Computational Linguistics.
- Renze, M. 2024. The Effect of Sampling Temperature on Problem Solving in Large Language Models. In Al-Onaizan, Y.; Bansal, M.; and Chen, Y.-N., eds., *Findings of the Association for Computational Linguistics: EMNLP 2024*, 7346–7356. Miami, Florida, USA: Association for Computational Linguistics.
- Savage, N. 2023. Drug discovery companies are customizing ChatGPT: here’s how. *Nat Biotechnol*, 41(5): 585–586.
- Teufel, J.; Leinweber, A.; and Friederich, P. 2025. Improving Counterfactual Truthfulness for Molecular Property Prediction through Uncertainty Quantification. *arXiv preprint arXiv:2504.02606*.
- Van Koeveering, K.; and Kleinberg, J. 2024. How Random is Random? Evaluating the Randomness and Humanity of LLMs’ Coin Flips. *arXiv preprint arXiv:2406.00092*.
- Wang, F. 2024. LightHouse: A Survey of AGI Hallucination. *arXiv preprint arXiv:2401.06792*.
- Wang, Y.; Qiu, X.; Yue, Y.; Guo, X.; Zeng, Z.; Feng, Y.; and Shen, Z. 2024. A Survey on Natural Language Counterfactual Generation. In *Findings of the Association for Computational Linguistics: EMNLP 2024*, 4798–4818.
- Weininger, D. 1988. SMILES, a chemical language and information system. 1. Introduction to methodology and encoding rules. *Journal of chemical information and computer sciences*, 28(1): 31–36.
- Wellawatte, G. P.; Seshadri, A.; and White, A. D. 2022. Model agnostic generation of counterfactual explanations for molecules. *Chemical science*, 13(13): 3697–3705.
- Wu, T.; Ribeiro, M. T.; Heer, J.; and Weld, D. 2021. Polyjuice: Generating Counterfactuals for Explaining, Evaluating, and Improving Models. In *Proceedings of the 59th Annual Meeting of the Association for Computational Linguistics and the 11th International Joint Conference on Natural Language Processing (Volume 1: Long Papers)*, 6707–6723. Online: Association for Computational Linguistics.
- Wu, Z.; Ramsundar, B.; Feinberg, E. N.; Gomes, J.; Geniesse, C.; Pappu, A. S.; Leswing, K.; and Pande, V. 2018. MoleculeNet: a benchmark for molecular machine learning. *Chemical science*, 9(2): 513–530.
- Yao, Y.; Duan, J.; Xu, K.; Cai, Y.; Sun, Z.; and Zhang, Y. 2024. A survey on large language model (llm) security and

privacy: The good, the bad, and the ugly. *High-Confidence Computing*, 100211.

Ye, H.; Liu, T.; Zhang, A.; Hua, W.; and Jia, W. 2023. Cognitive mirage: A review of hallucinations in large language models. *arXiv preprint arXiv:2309.06794*.

Yuan, S.; and Faerber, M. 2023. Evaluating Generative Models for Graph-to-Text Generation. In Mitkov, R.; and Angelova, G., eds., *Proceedings of the 14th International Conference on Recent Advances in Natural Language Processing*, 1256–1264. Varna, Bulgaria: INCOMA Ltd., Shoumen, Bulgaria.

Zhang, D.; Liu, W.; Tan, Q.; Chen, J.; Yan, H.; Yan, Y.; Li, J.; Huang, W.; Yue, X.; Zhou, D.; et al. 2024a. Chemllm: A chemical large language model. *arXiv preprint arXiv:2402.06852*.

Zhang, H.; Song, Y.; Hou, Z.; Miret, S.; and Liu, B. 2024b. HoneyComb: A Flexible LLM-Based Agent System for Materials Science. In Al-Onaizan, Y.; Bansal, M.; and Chen, Y.-N., eds., *Findings of the Association for Computational Linguistics: EMNLP 2024*, 3369–3382. Miami, Florida, USA: Association for Computational Linguistics.

Zhang, K.; Feng, Y.; and Zheng, J. 2024. Prompt-based Generation of Natural Language Explanations of Synthetic Lethality for Cancer Drug Discovery. In Calzolari, N.; Kan, M.-Y.; Hoste, V.; Lenci, A.; Sakti, S.; and Xue, N., eds., *Proceedings of the 2024 Joint International Conference on Computational Linguistics, Language Resources and Evaluation (LREC-COLING 2024)*, 13131–13142. Torino, Italia: ELRA and ICCL.

Zhang, X.; Liu, Q.; and Han, R. 2025. MMGCF: generating counterfactual explanations for molecular property prediction via motif rebuild. *Journal of Computer and Communications*, 13(1): 152–168.

Zhao, Y.; Zhang, R.; Li, W.; Huang, D.; Guo, J.; Peng, S.; Hao, Y.; Wen, Y.; Hu, X.; Du, Z.; et al. 2024. Assessing and understanding creativity in large language models. *arXiv preprint arXiv:2401.12491*.

Zheng, Y.; Koh, H. Y.; Yang, M.; Li, L.; May, L. T.; Webb, G. I.; Pan, S.; and Church, G. 2024. Large language models in drug discovery and development: From disease mechanisms to clinical trials. *arXiv preprint arXiv:2409.04481*.

Zhong, Z.; Zhou, K.; and Mottin, D. 2024. Benchmarking large language models for molecule prediction tasks. *arXiv preprint arXiv:2403.05075*.

Details of the Models

In Table 4, we list the full names and the links of the LLMs used in the work. All the open-source LLMs can be applied directly using Transformers library by Huggingface.

Details of the Datasets

The details, including the number of samples and the count of positive labels in each dataset are reported in Table 5.

Prompt Template for Different Tasks

For each task, we use different instruction as they aim for predicting different properties of molecules.

HIV

System: You are an expert in drug discovery.
User: [SMILES] [Description]
Does the molecule have the ability to inhibit HIV replication? Only answer Yes or No:

BBBP

System: You are an expert in drug discovery.
User: [SMILES] [Description]
Does the molecule have the ability to penetrate the blood-brain barrier? Only answer Yes or No:

Clintox

System: You are an expert in drug discovery.
User: [SMILES] [Description]
Did the molecule fail clinical trials due to toxicity? Only answer Yes or No:

SIDER

System: You are an expert in drug discovery.
User: [SMILES] [Description]
Does the molecule cause side effects on the reproductive system or breast? Only answer Yes or No:

Tox21

System: You are an expert in drug discovery.
User: [SMILES] [Description]
Does the molecule have the potential toxicity affecting mitochondrial membrane potential (SR-MMP)? Only answer Yes or No:

Hallucination Score for LLMs Generated Description

We evaluate the LLMs generated description using HHM-2.1-Open and report the results in Table 6.

Full Results of Main Experiments

The full results for all LLMs used in our study are presented in Table 7. Each LLM is evaluated using at least nine prompt templates: two from the baselines and seven incorporating hallucinations generated by other models.

Full Results for Model Size Experiments

The full results for the model size experiments are shown in Table 9. Additionally, the hallucination scores for each model size are provided in Table 10.

Full Results for Experiments on Generation Temperature

Table 11 presents the complete results of Llama-3.1-8B performance when using hallucinations generated at different temperatures. Additionally, the corresponding hallucination scores are shown in Table 12.

Prompt Template for Annotating Hallucination in Types

System: You are an expert annotator specializing in identifying hallucinations in molecular descriptions. Your task is to carefully analyze descriptions and categorize any hallucinations according to the provided taxonomy.
User: [SMILES] Your task is to identify all the types of hallucinations present in the hallucinated description of the molecule.

Molecule: [SMILES]
Hallucination: "[HALLUCINATION]"

Here is a description of each category:

[CATEGORIES]

Instructions:

1. Choose the category names that BEST matches the hallucination. Write these category names in decreasing order of importance.
2. Provide an explanation for why you chose this/these category name(s) and their order of importance.
3. Return json with molecule SMILES, category name(s) and explanation
4. If no category name matches, use "No hallucination"

Model	Full-name	Link
Llama-3-8B	meta-llama/Meta-Llama-3-8B-Instruct	https://huggingface.co/meta-llama/Llama-3.1-8B-Instruct
Llama-3.1-8B	meta-llama/Llama-3.1-8B-Instruct	https://huggingface.co/meta-llama/Llama-3.1-8B-Instruct
Ministral-8B	mistralai/Ministral-8B-Instruct-2410	https://huggingface.co/mistralai/Ministral-8B-Instruct-2410
Falcon3-Mamba-7B	tiiuae/Falcon3-Mamba-7B-Instruct	https://huggingface.co/tiiuae/Falcon3-Mamba-7B-Instruct
ChemLLM-7B	AI4Chem/ChemLLM-7B-Chat-1_5-DPO	https://huggingface.co/AI4Chem/ChemLLM-7B-Chat-1_5-DPO
GPT-3.5	gpt-3.5-turbo	-
GPT-4o	gpt-4o-2024-08-06	-

Table 4: Details of the evaluated models, including their full names and links to their respective HuggingFace pages.

Dataset	Number	Positive Label
HIV	4113	175
BBBP	205	172
Clintox	148	11
SIDER	143	74
Tox21	783	108

Table 5: Summary of the datasets used, including the number of samples and the count of positive labels in each dataset.

Model	HIV	BBBP	Clintox	SIDER	Tox21	Avg
Llama-3.1-8B	7.12	7.76	8.67	9.45	6.86	7.97
Llama-3-8B	7.15	8.04	7.24	7.57	7.11	7.42
Ministral-8B	14.45	13.47	14.23	13.17	12.56	13.58
Falcon3-Mamba-7B	8.74	9.05	8.92	11.13	9.26	9.42
ChemLLM-7B	20.48	17.75	23.36	22.20	20.66	20.89
GPT-3.5	8.62	8.35	6.85	7.20	6.90	7.58
GPT-4o	8.51	7.67	8.51	7.28	7.44	7.88

Table 6: The HHM-2.1 score % for LLMs across five datasets, all the models are using the same hyperparameters, e.g.: the temperature, max new tokens.

Model	[Description]	HIV	BBBP	Clintox	SIDER	Tox21	Avg	Δ SMILES	Δ MolT5	Δ PubChem
Llama-3-8B	SMILES	67.78	53.08	<u>63.04</u>	61.79	60.34	61.21	-	6.53	0.55
	MolT5	47.65	59.65	43.20	<u>61.14</u>	61.73	54.68	-6.53	-	-5.98
	PubChem	49.85	72.48	53.35	59.99	67.60	60.65	-0.55	5.98	-
	Llama-3	53.13	58.21	57.13	57.07	59.75	57.06	-4.15	2.38	-3.59
	Llama-3.1	57.60	51.02	39.75	60.63	59.70	53.74	-7.46	-0.93	-6.91
	Ministral	55.09	<u>61.13</u>	63.84	57.56	55.41	58.61	-2.60	3.93	-2.04
	Falcon3	54.02	51.73	43.00	47.06	48.91	48.94	-12.26	-5.73	-11.71
	ChemLLM	46.83	60.22	52.36	58.50	50.83	53.75	-7.46	-0.93	-6.90
	GPT-3.5	<u>58.45</u>	46.52	57.13	56.15	<u>66.00</u>	56.85	-4.36	2.18	-3.80
	GPT-4o	45.97	53.72	54.81	45.86	60.90	52.25	-8.96	-2.42	-8.40
Llama-3.1-8B	SMILES	38.10	37.56	35.30	52.70	44.89	41.71	-	-4.57	-22.36
	MolT5	43.04	45.30	39.28	52.06	51.72	46.28	4.57	-	-17.8
	PubChem	58.94	71.42	66.03	57.54	66.45	64.08	22.36	17.80	-
	Llama-3	56.80	47.71	68.08	54.21	60.75	57.51	15.80	11.23	-6.57
	Llama-3.1	50.92	42.11	49.97	38.11	51.74	46.57	4.86	0.29	-17.51
	Ministral	<u>59.73</u>	50.18	<u>70.01</u>	51.65	55.59	57.43	15.72	11.15	-6.65
	Falcon3	57.92	51.11	53.22	42.38	47.57	50.44	8.73	4.16	-13.64
	ChemLLM	50.83	52.18	47.45	53.17	49.84	50.69	8.98	4.41	-13.39
	GPT-3.5	64.66	47.20	73.19	<u>55.57</u>	59.70	60.07	18.35	13.79	-4.01
	GPT-4o	56.64	<u>53.37</u>	55.28	52.60	<u>61.65</u>	55.91	14.20	9.63	-8.17
Ministral-8B	SMILES	<u>59.35</u>	48.87	60.19	57.27	57.42	56.62	-	3.53	-5.63
	MolT5	44.54	44.10	53.95	<u>63.83</u>	59.02	53.09	-3.53	-	-9.16
	PubChem	50.08	<u>52.77</u>	79.23	64.45	62.25	5.63	9.16	-	-
	Llama-3	52.91	<u>31.27</u>	<u>65.49</u>	50.45	55.81	51.19	-5.43	-1.90	-11.06
	Llama-3.1	56.06	46.62	36.23	55.95	58.33	50.64	-5.98	-2.45	-11.61
	Ministral	60.04	46.42	55.34	52.82	53.58	53.64	-2.98	0.56	-8.61
	Falcon3	55.37	50.16	53.62	47.14	58.30	52.92	-3.70	-0.17	-9.33
	ChemLLM	46.35	48.66	62.11	58.97	55.36	54.29	-2.33	1.20	-7.96
	GPT-3.5	53.23	36.89	46.85	51.63	59.86	49.69	-6.93	-3.40	-12.56
	GPT-4o	51.66	64.94	58.73	60.54	<u>61.07</u>	59.39	2.77	6.30	-2.86
Falcon3-Mamba-7B	SMILES	40.64	48.33	31.72	52.53	47.45	44.13	-	0.21	-1.34
	MolT5	49.02	47.92	18.58	55.84	48.27	43.93	-0.21	-	-1.54
	PubChem	45.40	58.84	24.55	52.00	46.56	45.47	1.34	1.54	-
	Llama-3	47.84	53.40	<u>50.76</u>	51.31	48.44	50.35	6.22	6.42	4.88
	Llama-3.1	48.36	<u>60.15</u>	34.84	57.60	54.26	51.04	6.91	7.12	5.57
	Ministral	47.32	47.82	27.94	51.90	47.54	44.50	0.37	0.58	-0.97
	Falcon3	44.59	57.05	39.42	50.10	46.64	47.56	3.43	3.63	2.09
	ChemLLM	53.46	61.82	45.12	53.56	43.43	51.48	7.35	7.55	6.01
	GPT-3.5	<u>51.63</u>	48.47	45.26	50.98	46.73	48.61	4.48	4.69	3.14
	GPT-4o	51.59	55.73	53.55	<u>56.03</u>	<u>51.54</u>	53.69	9.55	9.76	8.22
ChemLLM-7B	SMILES	55.54	38.69	24.02	47.85	65.59	46.34	-	-1.93	-8.36
	MolT5	50.33	41.01	35.43	<u>53.06</u>	61.50	48.27	1.93	-	-6.43
	PubChem	54.96	72.27	34.37	51.08	60.79	54.69	8.36	6.43	-
	Llama-3	56.29	45.68	<u>47.51</u>	44.95	51.59	49.20	2.87	0.94	-5.49
	Llama-3.1	57.17	43.02	<u>28.33</u>	43.83	56.96	45.86	-0.47	-2.40	-8.83
	Ministral	61.35	37.70	39.95	37.76	51.64	45.68	-0.66	-2.59	-9.01
	Falcon3	<u>57.52</u>	39.76	29.46	44.71	50.18	44.33	-2.01	-3.94	-10.36
	ChemLLM	45.37	41.83	42.80	53.15	46.60	45.95	-0.39	-2.32	-8.74
	GPT-3.5	57.48	38.16	51.76	41.72	59.37	49.70	3.36	1.43	-4.99
	GPT-4o	52.68	<u>55.73</u>	40.74	44.59	<u>62.63</u>	51.28	4.94	3.01	-3.42
GPT-3.5	SMILES	61.32	28.94	63.90	53.77	61.92	53.97	-	-2.56	-11.01
	MolT5	49.34	<u>52.64</u>	<u>64.30</u>	56.00	60.39	56.53	2.56	-	-8.44
	PubChem	56.64	61.11	76.34	59.99	70.81	64.98	11.01	8.44	-
	Llama-3	52.55	30.00	38.27	52.22	55.71	45.75	-8.22	-10.78	-19.23
	Llama-3.1	55.90	39.31	41.83	57.16	59.60	50.76	-3.21	-5.77	-14.22
	Ministral	55.84	29.63	39.89	56.61	56.31	47.66	-6.31	-8.88	-17.32
	Falcon3	52.11	27.96	54.29	48.69	59.10	48.43	-5.54	-8.10	-16.55
	ChemLLM	50.27	45.97	63.03	53.77	54.57	53.52	-0.45	-3.01	-11.46
	GPT-3.5	<u>58.47</u>	33.53	44.81	<u>62.24</u>	56.46	51.10	-2.87	-5.43	-13.88
	GPT-4o	49.67	34.61	60.83	62.41	<u>65.36</u>	54.57	0.60	-1.96	-10.40
GPT-4o	SMILES	47.19	46.79	40.00	52.30	63.25	49.91	-	2.10	-6.17
	MolT5	41.73	40.57	38.09	65.22	53.42	47.80	-2.10	-	-8.27
	PubChem	50.96	50.34	<u>56.67</u>	<u>56.89</u>	65.52	56.08	6.17	8.27	-
	Llama-3	48.95	36.23	52.97	42.73	62.00	48.58	-1.33	0.77	-7.5
	Llama-3.1	53.02	45.57	54.10	48.71	64.07	53.09	3.19	5.29	-2.99
	Ministral	55.34	40.13	49.46	42.44	64.17	50.31	0.40	2.50	-5.77
	Falcon3	<u>54.01</u>	35.37	50.00	45.83	63.34	49.71	-0.20	1.90	-6.37
	ChemLLM	53.00	54.92	55.59	45.36	61.15	54.00	4.10	6.20	-2.08
	GPT-3.5	47.51	40.80	46.03	47.27	63.82	49.09	-0.82	1.28	-6.99
	GPT-4o	53.30	<u>52.73</u>	57.12	47.82	<u>65.34</u>	55.26	5.35	7.46	-0.82

Table 7: Full results (ROC-AUC %) for all LLMs, including hallucinations generated by each model and baselines. [Description] indicates the source of the hallucination or baseline used.

Model	[Description]	HIV	BBBP	Clintox	SIDER	Tox21	Avg	Δ SMILES	Δ MolT5	Δ PubChem
Llama-3-8B	SMILES	67.78	53.08	63.04	61.79	60.34	61.21	-	6.53	0.56
	MolT5	47.65	59.65	43.20	<u>61.14</u>	61.73	54.68	-6.53	-	-5.97
	PubChem	49.85	72.48	53.35	59.99	67.60	<u>60.65</u>	<u>-0.56</u>	<u>5.97</u>	-
	Llama Family	57.60	58.21	57.13	60.63	59.75	58.66	-2.55	3.98	-1.99
	GPT Family	<u>58.45</u>	<u>53.72</u>	<u>57.13</u>	56.15	<u>66.00</u>	58.29	-2.92	3.61	-2.36
	ChemLLM	46.83	<u>60.22</u>	<u>52.36</u>	58.50	<u>50.83</u>	53.75	-7.46	-0.93	-6.90
Llama-3.1-8B	SMILES	38.10	37.56	35.30	52.70	44.89	41.71	-	-4.57	-22.37
	MolT5	43.04	45.30	39.28	52.06	51.72	46.28	4.57	-	-17.80
	PubChem	58.94	71.42	66.03	57.54	66.45	64.08	22.37	17.80	-
	Llama Family	56.80	47.71	68.08	<u>54.21</u>	60.75	57.51	15.80	11.23	-6.57
	GPT Family	64.66	<u>53.37</u>	66.19	55.57	<u>61.65</u>	61.69	<u>19.98</u>	<u>15.41</u>	-2.39
	ChemLLM	50.83	52.18	47.45	53.17	49.84	50.69	8.98	4.41	-13.39
Ministral-8B	SMILES	<u>59.35</u>	48.87	60.19	57.27	57.42	56.62	-	3.53	-5.63
	MolT5	44.54	44.10	53.95	63.83	59.02	53.09	-3.53	-	-9.16
	PubChem	50.08	52.77	79.23	<u>63.15</u>	64.72	62.25	5.63	9.16	-
	Llama Family	56.06	46.62	<u>65.49</u>	55.95	58.33	56.49	-0.13	3.40	-5.76
	GPT Family	53.23	64.94	58.73	60.54	<u>61.07</u>	<u>59.70</u>	3.08	<u>6.61</u>	-2.55
	ChemLLM	46.35	<u>48.66</u>	62.11	58.97	55.36	54.29	-2.33	1.20	-7.96
Falcon3-Mamba-7B	SMILES	40.64	48.33	31.72	52.53	47.45	44.13	-	0.20	-1.34
	MolT5	49.02	47.92	18.58	<u>55.84</u>	48.27	43.93	-0.20	-	-1.54
	PubChem	45.40	58.84	24.55	52.00	46.56	45.47	1.34	1.54	-
	Llama Family	50.70	<u>60.15</u>	<u>50.76</u>	57.60	54.26	54.23	10.10	10.30	8.76
	GPT Family	51.63	55.73	53.55	56.03	<u>51.54</u>	<u>53.70</u>	<u>9.57</u>	<u>9.77</u>	<u>8.23</u>
	ChemLLM	53.46	61.82	45.12	53.56	43.43	51.48	7.35	7.55	6.01
ChemLLM-7B	SMILES	55.54	38.69	24.02	47.85	65.59	46.34	-	-1.93	-8.35
	MolT5	50.33	41.01	35.43	<u>53.06</u>	61.50	48.27	1.93	-	-6.42
	PubChem	54.96	72.27	34.37	51.08	60.79	54.69	8.35	6.42	-
	Llama Family	57.17	45.68	47.51	44.95	56.96	50.45	4.11	2.18	-4.24
	GPT Family	57.48	<u>55.73</u>	51.76	44.59	<u>62.63</u>	<u>54.44</u>	<u>8.10</u>	<u>6.17</u>	<u>-0.25</u>
	ChemLLM	45.37	41.83	<u>42.80</u>	53.15	46.60	45.95	-0.39	-2.32	-8.74
GPT-3.5	SMILES	61.32	28.94	63.90	53.77	61.92	53.97	-	-2.56	-11.01
	MolT5	49.34	<u>52.64</u>	<u>64.30</u>	56.00	60.39	<u>56.53</u>	<u>2.56</u>	-	-8.45
	PubChem	56.64	61.11	76.34	<u>62.41</u>	70.81	64.98	11.01	8.44	-
	Llama Family	55.90	39.31	41.83	57.16	59.60	50.76	-3.21	-5.77	-14.22
	GPT Family	<u>58.47</u>	34.61	60.83	62.41	<u>65.36</u>	56.34	2.37	-0.19	-8.64
	ChemLLM	50.27	45.97	63.03	53.77	54.57	53.52	-0.45	-3.01	-11.46
GPT-4o	SMILES	47.19	46.79	40.00	52.30	63.25	49.91	-	2.11	-6.17
	MolT5	41.73	40.57	38.09	65.22	53.42	47.80	-2.11	-	-8.28
	PubChem	50.96	50.34	56.67	<u>56.89</u>	65.52	56.08	6.17	8.28	-
	Llama Family	53.02	45.57	54.10	48.71	64.07	53.09	3.18	5.29	-2.99
	GPT Family	53.30	52.73	57.12	47.82	<u>65.34</u>	<u>55.26</u>	<u>5.35</u>	<u>7.46</u>	<u>-0.82</u>
	ChemLLM	<u>53.00</u>	54.92	<u>55.59</u>	45.36	61.15	54.00	4.09	6.20	-2.08

Table 8: Curated results with combined "Llama Family" and "GPT Family" descriptions. For these families, the best performance across their respective constituent models is used for each dataset. Within each model's group, the best and second-best scores per column are highlighted in **bold** and underlined, respectively.

<i>[Description]</i>	HIV	BBBP	Clintox	SIDER	Tox21	Avg	Δ SMILES	Δ MolT5
Llama-3.2-1B								
SMILES	44.27	32.31	19.31	60.79	46.88	40.71	0.00	-13.77
MolT5	45.26	38.30	79.50	57.95	51.42	54.49	13.77	0.00
Llama-3	46.79	47.32	60.19	56.23	44.25	50.96	10.24	-3.53
Llama-3.1	44.79	50.93	51.56	59.09	53.73	52.02	11.31	-2.47
Ministral	46.94	42.00	54.48	51.94	52.71	49.61	8.90	-4.87
Falcon3	52.08	58.58	56.01	50.55	47.14	52.87	12.16	-1.62
ChemLLM	46.23	44.77	60.25	56.35	44.19	50.36	9.65	-4.13
GPT-3.5	54.33	45.24	58.00	56.01	58.94	54.50	13.79	0.02
GPT-4o	50.29	60.02	64.43	52.88	52.10	55.94	15.23	1.46
Llama-3.2-3B								
SMILES	43.57	40.40	40.15	56.13	48.62	45.77	0.00	-1.67
MolT5	48.17	45.77	51.23	49.47	42.55	47.44	1.67	0.00
Llama-3	48.52	32.42	53.55	52.60	54.09	48.23	2.46	0.80
Llama-3.1	46.99	40.93	33.78	53.09	50.48	45.05	-0.72	-2.39
Ministral	49.65	47.18	50.76	47.79	50.82	49.24	3.47	1.80
Falcon3	59.43	44.96	39.81	52.51	42.38	47.82	2.05	0.38
ChemLLM	44.99	44.75	46.05	45.73	47.30	45.76	-0.01	-1.68
GPT-3.5	53.66	32.61	58.93	55.70	47.01	49.58	3.81	2.14
GPT-4o	50.12	42.20	38.42	59.38	54.33	48.89	3.12	1.45
Llama-3.1-8B								
SMILES	38.10	37.56	35.30	52.70	44.89	41.71	0.00	-4.57
MolT5	43.04	45.30	39.28	52.06	51.72	46.28	4.57	0.00
Llama-3	56.80	47.71	68.08	54.21	60.75	57.51	15.80	11.23
Llama-3.1	50.92	42.11	49.97	38.11	51.74	46.57	4.86	0.29
Ministral	59.73	50.18	70.01	51.65	55.59	57.43	15.72	11.15
Falcon3	57.92	51.11	53.22	42.38	47.57	50.44	8.73	4.16
ChemLLM	50.83	52.18	47.45	53.17	49.84	50.69	8.98	4.41
GPT-3.5	64.66	47.20	73.19	55.57	59.70	60.07	18.35	13.79
GPT-4o	56.64	53.37	55.28	52.60	61.65	55.91	14.20	9.63
Llama-3.1-70B								
SMILES	49.21	39.40	52.12	45.98	47.73	46.89	0.00	-3.11
MolT5	42.02	42.86	61.94	54.66	48.48	49.99	3.11	0.00
Llama-3	48.34	47.54	68.08	45.73	50.95	52.13	5.24	2.14
Llama-3.1	53.67	43.36	37.79	56.27	48.69	47.95	1.07	-2.04
Ministral	59.85	60.62	68.31	51.22	48.28	57.66	10.77	7.67
Falcon3	54.12	40.02	60.75	43.24	53.02	50.23	3.34	0.24
ChemLLM	46.11	59.21	57.43	50.18	48.85	52.35	5.47	2.36
GPT-3.5	52.63	47.72	54.91	52.76	44.31	50.47	3.58	0.47
GPT-4o	53.69	62.98	50.23	56.67	53.07	55.33	8.44	5.34

Table 9: Full results (ROC-AUC %) of model size experiments. *[Description]* indicates the hallucination source, whether generated by a specific model or from baseline descriptions.

Model	HIV	BBBP	Clintox	SIDER	Tox21	Avg
Llama-3.2-1B	10.26	13.06	10.54	10.43	9.74	10.81
Llama-3.2-3B	10.16	10.06	8.41	9.59	10.61	9.77
Llama-3.1-8B	7.15	8.04	7.24	7.57	7.11	7.42
Llama-3.1-70B	8.37	6.82	7.31	8.60	6.62	7.54

Table 10: HHM-2.1 scores for Llama models of different sizes.

Temperature	HIV	BBBP	Clintox	SIDER	Tox21	Avg
0.1	61.82	64.85	49.77	54.13	54.93	57.10
0.3	61.38	50.67	52.36	54.95	54.31	54.73
0.5	60.03	48.11	69.48	50.10	57.38	57.02
0.7	62.85	49.84	51.36	57.27	58.95	56.05
0.9	61.34	45.12	56.20	48.69	59.66	54.20

Table 11: Full results (ROC-AUC %) of Llama-3.1-8B using hallucination generated by different generation temperatures.

Temperature	HIV	BBBP	Clintox	SIDER	Tox21	Avg
0.1	8.02	8.25	7.52	7.81	8.07	7.93
0.3	8.57	8.75	6.87	7.39	8.05	7.92
0.5	8.35	8.27	7.83	9.38	5.96	7.96
0.7	8.10	6.88	7.37	7.57	8.71	7.73
0.9	6.61	6.85	6.42	7.96	6.27	6.82

Table 12: The HHM-2.1 score for Llama3.1-8B generated hallucinations in different temperatures.