

Verifying Graph Algorithms in Separation Logic: A Case for an Algebraic Approach (Extended Version)

MARCOS GRANDURY, IMDEA Software Institute and Universidad Politécnica de Madrid, Spain
 ALEKSANDAR NANEVSKI, IMDEA Software Institute, Spain
 ALEXANDER GRYZLOV, IMDEA Software Institute, Spain

Specifying and verifying graph-manipulating programs is a well-known and persistent challenge in separation logic. We show that the obstacles in dealing with graphs are removed if one represents graphs as partial commutative monoids, and admits applying over them structure-preserving functions (i.e., morphisms), including higher-order ones (i.e., combinators).

By distributing over the monoid operations, morphisms work in tandem with framing to propagate the low-level pointer manipulation to the more abstract level of mathematical graphs, and to reduce the reasoning about the whole graph to reasoning about sub-components. We illustrate the approach with a novel and concise proof of a well-known graph benchmark, the Schorr-Waite graph marking algorithm.

Additional Key Words and Phrases: Separation Logic, Graphs, Partial Commutative Monoids, PCM morphisms, Combinators

1 Introduction

Two characteristic properties make separation logic [Ishtiaq and O’Hearn 2001; O’Hearn et al. 2001; Reynolds 2002] an effective formalism for program verification. The first property is that specifications tightly circumscribe the pointers that a program accesses. Then *framing*, with the associated frame rule of inference, allows extending the specification with a *disjoint* set of pointers, deducing that the program doesn’t change the extension. This makes the verification *local* [Calcagno et al. 2007], in the sense that the verification can focus on the relevant heap by framing out the unnecessary pointers.

The second property is that the heap layout of a data structure is typically defined in relation to the structure’s contents, so that clients can reason about the contents and abstract from the heap as much as possible. A common example is the predicate *list* α (i, j) [Reynolds 2002] illustrated in Fig. 1, which describes the layout of a singly-linked list between pointers i and j , abstracting the other internal pointers, with list’s contents α represented as an inductive mathematical sequence. This way, *spatial* (i.e., about heaps and pointers) reasoning gives rise to *non-spatial* (i.e., pure, mathematical, heap- and pointer-free, about contents) reasoning for the clients.

The interaction of the two characteristic properties imparts an important requirement on non-spatial reasoning. Since framing involves decomposition of heaps into disjoint sub-heaps, locality mandates that the mathematical structure representing contents *must also* support some form of disjoint decomposition. For example, in Fig. 1, the heap divides into two contiguous but disjoint parts, between pointers i and k , and k and j , respectively. Correspondingly at the non-spatial level, the sequence $[a, b, c, d]$ decomposes into sub-sequences $[a, b]$ and $[c, d]$ so that *list* $[a, b]$ (i, k) and *list* $[c, d]$ (k, j) hold of disjoint sub-heaps.

While mathematical sequences (along with sets, mathematical trees, and many other structures) admit useful forms of decomposition, graphs generally don’t. Indeed, traversing a list or a tree reduces to traversing disjoint sub-lists or disjoint sub-trees from different children of a common root; thus lists and trees naturally divide into disjoint sub-components. But in a graph, the sub-graphs reachable from the different children of a common root need not be disjoint, preventing an easy

Authors’ Contact Information: Marcos Grandury, IMDEA Software Institute and Universidad Politécnica de Madrid, Madrid, Spain, marcos.grandury@imdea.org; Aleksandar Nanevski, IMDEA Software Institute, Madrid, Spain, aleks.nanevski@imdea.org; Alexander Gryzlov, IMDEA Software Institute, Madrid, Spain, aliaksandr.hryzlou@imdea.org.

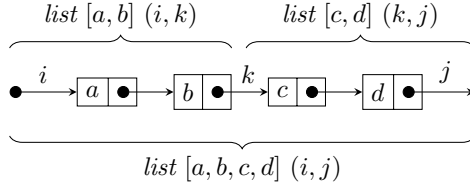


Fig. 1. Spatial predicate $list \alpha (i, j)$ describes the layout of a linked list, whose contents is sequence α , between pointers i and j . Dividing the heap is matched by dividing α .

division. Even if a graph is divided into sub-graphs with disjoint nodes, one must still somehow keep track of the edges crossing the divide, in order to eventually re-attach the pieces. Keeping track of the crossing edges is simple in the case of lists, as there’s at most one such edge (e.g., k in Fig. 1), but graphs generally don’t exhibit such regularity.

The lack of natural decomposition is why graphs have traditionally posed a challenge for separation logic. For example, the Schorr-Waite graph marking algorithm [Schorr and Waite 1967] is a well-known benchmark that has been verified in separation logic early on by Yang [2001a,b], and in many other logics and tools such as Isabelle [Mehta and Nipkow 2003] and Dafny [Leino 2010]. While these proofs share conceptually similar mathematical notions (e.g., reachability in a graph by paths of unmarked nodes), they are formally encoded differently, with Yang’s proof exhibiting by far the largest formalization overhead.¹

Notably, Yang’s proof avoids using graphs in non-spatial reasoning. In other words, the mathematical representation of the traversed graph isn’t an explicit parameter to the various spatial predicates. Instead, these are parametrized by abstractions of the graph that do decompose, such as: sequences of nodes encoding certain paths, sets of marked and unmarked nodes, the graph’s spanning tree, etc. The inability to directly access the graph mathematically, and having to reason about it by proxy abstractions, even ones that support decomposition, is responsible for most of the complexity in Yang’s proof. More recent works [Hobor and Villard 2013; Sergey et al. 2015a; Wang 2019; Wang et al. 2019] sought to avoid the indirection by explicitly parametrizing the spatial predicates with the full mathematical graph, but none considered graph decomposition, nor tackled Schorr-Waite to improve on Yang’s proof.

In this paper, we start from the observation that having graphs as explicit non-spatial arguments is essential for avoiding the complexity of reasoning by proxy. However, to work effectively with graphs, one must: (1) Generalize graphs to *partial graphs* by admitting *dangling edges*. These are edges whose source node is in the graph, but whose sink node isn’t. As we shall see, partial graphs admit natural decomposition, because an edge crossing the divide of the decomposition is preserved as dangling in the component of its source. (2) Utilize the decomposition by introducing *morphisms* over partial graphs. These are functions and predicates that, when passed a decomposed graph as input, *distribute* over the sub-components. Notions similar to partial graphs have been defined before [Costa et al. [n. d.]; Wang 2019], but without exploiting the induced distributivity and morphisms in verification.

Specifically, we note that partial graphs form a *partial commutative monoid (PCM)*. A PCM is a triple (U, \bullet, e) , where \bullet (pronounced “join”) is a partial, commutative and associative binary operation over U , with unit e . If $\gamma = \gamma_1 \bullet \gamma_2$, we say that γ decomposes into γ_1 and γ_2 . In general,

¹Yang’s proof is described in some 40 pages of dense mathematical text. The proof in Isabelle is mechanized in about 400 lines, and the proof in Dafny is automated, aside from some 70 lines of annotations. Of course, Yang’s proof is the only one to use framing, which effectively restricted the focus to connected graphs without sacrificing generality.

PCMs provide a fundamental framework for considering data structure decomposition, which explains their widespread use in separation logic, with instances including heaps, permissions, and histories [Bornat et al. 2005; Calcagno et al. 2007; Dinsdale-Young et al. 2013; Farka et al. 2021; Jensen and Birkedal 2012; Jung et al. 2015; Krishna et al. 2020; Krishnaswami et al. 2012; Ley-Wild and Nanevski 2013; Nanevski et al. 2019; Sergey et al. 2015b; Turon et al. 2014].

PCMs induce a notion of structure-preserving function (i.e., PCM morphism). Bringing morphisms front-and-center when reasoning about graphs is our first contribution, justifying the adjective “algebraic” in the title of the paper. Given PCMs A and B , the function $f : A \rightarrow B$ is a morphism if the following equations hold.

$$f e_A = e_B \quad (1)$$

$$f (\gamma_1 \bullet_A \gamma_2) = f \gamma_1 \bullet_B f \gamma_2 \quad (2)$$

Focusing on equation (2), it says that f distributes over the join operation of the domain PCM, and explains the ways in which morphisms apply to verification.²

First, morphisms mediate between PCMs, as the join operation of A is mapped to the join operation of B . In this paper we will use morphisms between various PCMs, but an important example is to morph the PCM of graphs to the PCM of propositions of separation logic (equivalently, to the PCM of sets of heaps). Connecting graphs to heaps allows a suitable heap modification to be abstracted as a modification to the graph, thereby elevating low-level separation logic reasoning about pointers into higher-level reasoning about graphs. For example, if a node in a graph is represented as a heap storing the node’s adjacency list, mutating the pointers in this heap corresponds at the graph level to modifying the node’s edges.

Second, computing a value of f over a graph that is divided into two components (γ_1 and γ_2 in equation (2)) can be achieved by applying f over γ_1 and γ_2 individually, and joining the results. The left-to-right direction of this equation is used in proofs to localize the consideration to the part of the graph that’s being modified, say γ_1 , while the remaining part γ_2 is propagated and re-attached later to the modified version of γ_1 by using the right-to-left direction of the equation. Therefore, in this particular aspect, morphisms serve the same purpose as framing, but act in a different and complementary manner.

As an illustration of morphisms, consider *filtering* a graph to obtain a sub-graph containing only the nodes from a specific set. Filtering differs from taking a sub-graph in standard graph theory, in that the filtered sub-graph retains—as dangling—the edges into the part avoided by the filter. This enables re-attaching the two parts later on, after either has been processed. Clearly, to filter a composite graph it suffices to filter the components and join the results, making filtering a morphism from the PCM of graphs to itself.

Not all useful graph abstractions are morphisms, but even those that aren’t gain from their interaction with morphisms. For example, *reachability* between the nodes in a graph is often characterized as a *global* property [Krishna et al. 2020], precisely because it isn’t a morphism, as it can’t be computed from graph’s sub-components as per equation (2). A common verification pattern for graph algorithms is to consider reachability via paths consisting of a certain subset of nodes (e.g., unmarked ones). In our setting, such properties obtain by *composing* reachability with filtering; that is by considering reachability in the filtered sub-graph consisting of the desired nodes only. More generally, we will be able to state intricate specifications, such as that for Schorr-Waite, by similarly composing generic graph primitives drawn from a small vocabulary.

²This paper only considers morphisms that distribute unconditionally. Partial morphisms that distribute only if a certain condition on γ_1 and γ_2 is satisfied are useful and have been developed to an extent by Farka et al. [2021].

In the presence of morphisms, the specifications can utilize still higher levels of abstraction. Our second contribution notes that useful graph transformations are encodable as instances of a *higher-order combinator* (like map over sequences in functional programming), itself also a morphism from the graph PCM to itself. Morphisms thus relate different levels of the abstraction stack that has heaps and framing at the bottom, and localize the reasoning across all levels.

We illustrate the approach with a novel specification and proof of the Schorr-Waite algorithm, which is our third contribution. From the high-level point of view, the key challenge of a Schorr-Waite verification is dealing with two structures: a linked list that's embedded, in place, among the nodes of the graph. We utilize PCMs, morphisms, and combinators in an essential way to formalize how these two structures interact with each other, with graph decomposition, with the underlying heap, and with framing. We also minimize the formal development that's specific to Schorr-Waite, in favor of increased reliance on generic graph primitives and their theory. This results in a specification and proof of some conceptual simplicity and conciseness, extending to the mechanization in Coq which required just 110 lines of explicit proofs. The line count includes the development specific to Schorr-Waite, and excludes the Coq library of general graph and morphism lemmas—that we also developed—precisely because that library is general and reusable.

2 Background

To elaborate on the specification and proof patterns of separation logic that inform our approach to graphs, we consider the following simple program for computing the length of a singly-linked list headed at the pointer i .

$$L \hat{=} n := 0; j := i; \mathbf{while} \ j \neq \mathbf{null} \ \mathbf{do} \ j := j.\mathbf{next}; n := n + 1 \ \mathbf{end} \ \mathbf{while}$$

To specify L , one must first describe how a singly-linked list is laid out in the heap. For that, the proposition $\mathit{list} \ \alpha \ (i, j)$ from Section 1 is defined below to hold of a heap that stores a linked list segment between pointers i and j , whose contents is the mathematical sequence α . Following Reynolds [2002], \bullet is overloaded to denote consing an element to a head or to a tail of a sequence, and concatenating two sequences.

$$\begin{aligned} \mathit{list} \ [] \ (i, j) &\hat{=} \mathit{emp} \wedge i = j \\ \mathit{list} \ (a \bullet \alpha) \ (i, j) &\hat{=} \exists k. i \Rightarrow a, k * \mathit{list} \ \alpha \ (k, j) \end{aligned}$$

The definition is inductive in α and says: (1) The empty sequence $[]$ is stored in a heap between pointers i and j iff the heap is empty and $i = j$; (2) The sequence $a \bullet \alpha$ is stored in the heap between pointers i and j iff i points to a list node storing a in the value field, and some pointer k in the next field, so that α is then stored between k and j in a heap segment *disjoint* from i .

Here emp , \Rightarrow , and $*$ are the primitive spatial propositional connectives of separation logic: emp holds of a heap iff the heap is empty; $i \Rightarrow v$ holds of a heap that contains only a single pointer i storing the value v ; $*$ is the separating conjunction, and $P * Q$ holds of a heap that can be divided into two disjoint sub-heaps of which P and Q hold respectively. Importantly for our discussion, propositions of separation logic form a PCM, with $*$ as the commutative and associative join operation, and emp as the unit.

In non-spatial parts of the specification, the sequence α may undergo arbitrary mathematical transformations. For example, the following Hoare triple applies the *sequence length* function $\#(-)$ to say that, upon L 's termination, the contents α_0 of the initial null-terminated list is unchanged, but its length $\#\alpha_0$ is deposited into the variable n .

$$\{\mathit{list} \ \alpha_0 \ (i, \mathbf{null})\} L \{\mathit{list} \ \alpha_0 \ (i, \mathbf{null}) \wedge n = \#\alpha_0\}$$

1. $\{\exists \alpha \beta. \text{list } \alpha (i, j) * \text{list } \beta (j, \text{null}) \wedge n = \# \alpha \wedge \alpha_0 = \alpha \bullet \beta \wedge j \neq \text{null}\}$
2. $\{\exists \alpha b \beta'. \text{list } \alpha (i, j) * \text{list } (b \bullet \beta') (j, \text{null}) \wedge n = \# \alpha \wedge \alpha_0 = \alpha \bullet (b \bullet \beta')\}$
3. $\{\exists \alpha b \beta' k. \text{list } \alpha (i, j) * j \Rightarrow b, k * \text{list } \beta' (k, \text{null}) \wedge n = \# \alpha \wedge \alpha_0 = \alpha \bullet (b \bullet \beta')\}$
4. $j := j.\text{next};$
5. $\{\exists \alpha b \beta' j'. \text{list } \alpha (i, j') * j' \Rightarrow b, j * \text{list } \beta' (j, \text{null}) \wedge n = \# \alpha \wedge \alpha_0 = \alpha \bullet (b \bullet \beta')\}$
6. $\{\exists \alpha b \beta'. \text{list } (\alpha \bullet b) (i, j) * \text{list } \beta' (j, \text{null}) \wedge n = \# \alpha \wedge \alpha_0 = (\alpha \bullet b) \bullet \beta'\}$
7. $n := n + 1;$
8. $\{\exists \alpha b \beta'. \text{list } (\alpha \bullet b) (i, j) * \text{list } \beta' (j, \text{null}) \wedge n = \# \alpha + 1 \wedge \alpha_0 = (\alpha \bullet b) \bullet \beta'\}$
9. $\{\exists \alpha b \beta'. \text{list } (\alpha \bullet b) (i, j) * \text{list } \beta' (j, \text{null}) \wedge n = \#(\alpha \bullet b) \wedge \alpha_0 = (\alpha \bullet b) \bullet \beta'\}$
10. $\{\exists \alpha' \beta'. \text{list } \alpha' (i, j) * \text{list } \beta' (j, \text{null}) \wedge n = \# \alpha' \wedge \alpha_0 = \alpha' \bullet \beta'\}$

Fig. 2. Proof outline that the loop body of the length-computing program L preserves the loop invariant I . Line 1 conjoins I with the loop condition $j \neq \text{null}$, to indicate that the execution is within the loop. Line 10 re-establishes I for the new values of j and n .

We next outline the part of the proof for this Hoare triple that examines the loop body in L , highlighting three key high-level aspects that we later adapt to graphs.

Dangling pointers. The first aspect is that $\text{list } \alpha (i, j)$ describes j as *dangling*, i.e. pointing out of the heap that stores the sequence α . The proof uses j to connect the processed sub-sequence to the one that remains. For example, the loop invariant for L is

$$I \hat{=} \exists \alpha \beta. \text{list } \alpha (i, j) * \text{list } \beta (j, \text{null}) \wedge n = \# \alpha \wedge \alpha_0 = \alpha \bullet \beta$$

where j dangles out of α (processed sub-sequence), but also is the head pointer of β (remaining sub-sequence), with n storing the length calculated so far.

Spatial distributivity. The second aspect is that the list predicate distributes over \bullet , in the sense of the following equivalence, already illustrated in Fig. 1.

$$\text{list } (\alpha \bullet \beta) (i, j) \iff \exists k. \text{list } \alpha (i, k) * \text{list } \beta (k, j) \quad (3)$$

Equation (3) is clearly related to the distributivity of morphisms (2), despite the fact that sequences with concatenation don't form a PCM due to the non-commutativity of concatenation. Nonetheless, (3) underscores that distributivity, in one form or another, is a crucial component for effective reasoning in separation logic.

To understand the practical impact of distributivity on verification, consider the uses of (3) in the proof that I serves as the loop invariant for L , as shown in Fig. 2. The central idea of this proof is to redistribute list so that the currently counted element b , pointed to by j , is transferred from the remaining sub-sequence β to the processed sub-sequence α . This transfer involves two applications of (3): first, to detach b from the head of β (transitioning from line 2 to line 3 in Fig. 2), and then to attach b to the end of α (transitioning from line 5 to line 6).³

The first step of the transfer also separates b and its pointer j from list , placing them into a standalone heap described by the proposition $j \Rightarrow b, k$ (line 3). This allows transitioning to line 5 by applying the pointer lookup inference rule [Reynolds 2002] to j , while framing out the remaining heap in order to maintain what holds of it.

³Known as *ownership transfer*, this is the key proof pattern of separation logic.

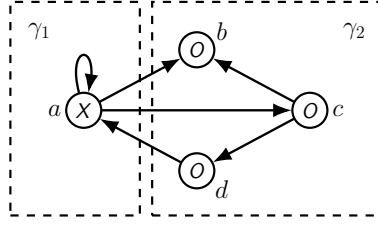


Fig. 3. Graph decomposition. Node a has contents X , and nodes b, c, d have contents O . Graph γ_1 has dangling edges from a to b and c ; graph γ_2 has a dangling edge from d to a .

Non-spatial distributivity. The third aspect is that distribution over \bullet is also important for the non-spatial parts of the proof. In particular, transitioning from line 8 to line 9 requires that the length function distributes over \bullet ; specifically, that $\#(\alpha \bullet b) = \#\alpha + 1$, or more generally, that

$$\#(\alpha \bullet \beta) = \#\alpha + \#\beta$$

to associate the new value of n to the length of the new processed sequence α' .

3 Partial Graphs

Dangling edges. The example in Section 2 illustrates how dangling *pointers* link disjoint parts of a list. Similarly, dangling *edges* are needed to connect disjoint parts of a graph. However, unlike lists, which have a single dangling pointer, graphs generally have multiple dangling edges bridging the divide (Fig 3). To parallel Section 2, where the dangling pointer j was treated as a parameter of *list*, one might consider grouping the dangling edges of a graph into a set that parametrizes the predicate *graph*, the graph analogue to *list*. Bornat et al. [2004] explored this approach, but it resulted in an unsatisfactory definition of the predicate that relied on a program-specific traversal order in addition to the graph itself.

In this paper, we instead adopt the approach that *embeds* the information about dangling edges directly into the graph, leading to *partial graphs*. We focus on directed partial graphs, but the approach applies to the undirected variant as well. Specifically, we choose a graph representation where each node is associated with its adjacency list, but we allow for the possibility that a node in the adjacency list *need not be present in the graph itself*. More formally, a partial graph (hereafter, simply graph) of type T is a *partial finite map* on nodes (isomorphic to natural numbers), that, if defined on a node x , maps x to a pair consisting of a value of type T (x 's contents) and the sequence of nodes adjacent to x (x 's immediate successors, adjacency list/sequence, children), with the proviso that the map is undefined on the node null (i.e. 0).

$$\text{partial-graph } T \hat{=} \text{node} \rightarrow_{\text{fin}} T \times \text{seq node}$$

The *domain* of a map is the finite subset of the type *node* on which the map is defined. A node is dangling if it appears in the range of the map, but not in its domain. The node null is given special status as it's used to encode the absence of a successor at a given position, similar to how such absence is encoded in mathematical sequences and trees, or their linked variants. Therefore, if a node x has null among its children, this is explicitly *not* considered to represent a dangling edge from x to null.

We write *binary-graph* T for the subtype of *partial-graph* T where the adjacency list of each node has exactly two elements (left/right child), with the element set to null if the corresponding child doesn't exist. Notation $x \mapsto (v, \alpha)$ denotes the *singleton graph*, comprising just the node x ,

with contents v and adjacency list α . The notation simplifies to $x \mapsto \alpha$ when T is unit type, as then the contents v isn't important.

For example, the graph γ_1 in Fig. 3 consists of a single node a with contents X , and adjacency list $[a, b, c]$, capturing that a has edges to itself, and to nodes b and c . The latter edges are dangling, as b and c are outside of γ_1 . In our notation, $\gamma_1 = a \mapsto (X, [a, b, c])$.

Spatial distributivity. The definition also directly leads to a notion of graph (de)composition. To see this, notice that finite maps admit the operation of disjoint union which combines the maps γ_1 and γ_2 (treated as sets), but only if γ_1 and γ_2 have disjoint domains.

$$\gamma_1 \bullet \gamma_2 \hat{=} \begin{cases} \gamma_1 \cup \gamma_2 & \text{if } \text{dom } \gamma_1 \cap \text{dom } \gamma_2 = \emptyset \\ \text{undefined} & \text{otherwise} \end{cases}$$

The operation is denoted \bullet to draw the analogy with consing/concatenating in the case of sequences, and also because \bullet is partial, commutative and associative, meaning that graphs with \bullet form a PCM. The unit e is the empty graph, which corresponds to the nowhere-defined map.

For example, the full graph in Fig. 3 is a composition $\gamma_1 \bullet \gamma_2$, where the sub-graph γ_1 has already been described, and $\gamma_2 = b \mapsto (O, []) \bullet c \mapsto (O, [b, d]) \bullet d \mapsto (O, [a])$. The representation captures, among other properties, that γ_2 has a node d with a dangling edge to a . However, the composite graph $\gamma_1 \bullet \gamma_2$ has no edges dangling.

Similarly to *list*, we can now define a predicate *graph* that defines how a graph is layed out in the heap. We focus on binary graphs, and name l (resp. r) the left (resp. right) child of the node x .

$$\begin{aligned} \text{graph } e &\hat{=} \text{emp} \\ \text{graph } (x \mapsto (v, [l, r]) \bullet \gamma) &\hat{=} x \mapsto v, l, r * \text{graph } \gamma \end{aligned}$$

The definition directly says that the heap representation of a binary graph is actually very similar to the graph itself: the empty graph is represented as the empty heap, while the node x with contents v and children l and r is represented by the heap with three cells: the pointer x storing v , and the subsequent heap cells storing pointers to l and r , respectively. Importantly, *graph* satisfies a spatial distribution property similar to (2) and (3).

$$\text{graph } (\gamma_1 \bullet \gamma_2) \iff \text{graph } \gamma_1 * \text{graph } \gamma_2 \quad (4)$$

Along with $\text{graph } e = \text{emp}$, (4) characterizes *graph* as a morphism from the PCM of graphs to the PCM of separation logic propositions.⁴

Non-spatial distributivity. Given that the heap representation defined by *graph* closely resembles the graph itself, the primary benefit of partial graphs arises from their interaction with PCMs other than separation logic propositions. We consider the basics of this interaction next.

We first introduce some common notation and write: *nodes* γ instead of $\text{dom } \gamma$ for the set of nodes on which γ is defined as a finite map, to emphasize that γ is a graph; $\text{nodes}_0 \gamma$ for $\{\text{null}\} \cup \text{nodes } \gamma$; and $\gamma_{\text{val}} x$ and $\gamma_{\text{adj}} x$, respectively, for the contents and the adjacency list (or adjacency set, if the order is irrelevant) of the node x , so that $\gamma x = (\gamma_{\text{val}} x, \gamma_{\text{adj}} x)$.

We can now state the following two important equalities that expand (alt.: unfold) the graph γ .

$$\gamma = (x \mapsto \gamma x) \bullet (\gamma \setminus x) \quad \text{if } x \in \text{nodes } \gamma \quad (5)$$

$$\gamma = \bigodot_{x \in \text{nodes } \gamma} x \mapsto \gamma x \quad (6)$$

⁴In the non-binary case, a suitable definition of *graph* encodes the adjacency list α of a node x as a linked list in the heap: $\text{graph } e \hat{=} \text{emp}$, $\text{graph } (x \mapsto (v, \alpha) \bullet \gamma) \hat{=} \exists i. x \mapsto v, i * \text{list } \alpha \text{ null} * \text{graph } \gamma$. This definition of *graph* also satisfies the distributivity property (4).

Equality (5) expands the graph γ around a specific node x , with $\gamma \setminus x$ being a graph obtained by removing x from γ 's domain, when γ is viewed as a finite map. In graph-theoretic terms, $\gamma \setminus x$ removes x and its outgoing edges from γ , but keeps the edges sinking into x as newly dangling. The importance of the expansion is to single out a node so that the node's contents and adjacency list can be modified while keeping the rest of the graph unchanged. This is analogous to how a pointer was separated from *list* in the ownership transfer pattern in Section 2. The equality (6) iterates the expansion to characterize the graph in terms of the nodes.

We also require the following functions and combinators over graphs.

$$\gamma/m \hat{=} \bullet_{x \in m \cap \text{nodes } \gamma} \quad x \mapsto \gamma \ x \quad (\text{filter}) \quad (7)$$

$$|\gamma| \hat{=} \bullet_{x \in \text{nodes } \gamma} \quad x \mapsto \gamma_{\text{adj}} \ x \quad (\text{erasure}) \quad (8)$$

$$\text{map } f \ \gamma \hat{=} \bullet_{x \in \text{nodes } \gamma} \quad x \mapsto f \ x \ (\gamma \ x) \quad (\text{map}) \quad (9)$$

$$\gamma/v_1, \dots, v_n \hat{=} \gamma /_{\text{val}^{-1}\{v_1, \dots, v_n\}} \quad (\text{filter by contents}) \quad (10)$$

Filtering takes a subset of the nodes of γ that are also in the set m , without modifying the nodes' contents or adjacency lists. Erasure replaces the contents of each node with the singleton element of unit type, thus eliding the contents from the notation. In particular $|\cdot| : \text{partial-graph } T \rightarrow \text{partial-graph unit}$. Map modifies the contents and the adjacency list of each node according to the mapped function. If $f : \text{node} \rightarrow T_1 \times \text{seq node} \rightarrow T_2 \times \text{seq node}$ then $\text{map } f : \text{partial-graph } T_1 \rightarrow \text{partial-graph } T_2$.⁵ Filtering by contents selects the nodes whose contents is one of v_1, \dots, v_n .

Sinks of a graph is the set of nodes in the range of γ (i.e., nodes that possess an incoming edge, if edges to null were admitted as well).

$$\text{sinks } \gamma \hat{=} \bigcup_{\text{nodes } \gamma} \gamma_{\text{adj}} \quad (11)$$

We then say that *closed* γ holds iff γ contains no dangling edges. A plain (i.e., standard, non-partial) graph is a partial graph that is closed.

$$\text{closed } \gamma \hat{=} \text{sinks } \gamma \subseteq \text{nodes}_0 \ \gamma \quad (12)$$

The final graph primitive in our vocabulary is *reach* $\gamma \ x$, which computes the set of nodes in γ reachable from the node x . The definition is recursive, unioning x with the nodes reachable from every child of x via a path that avoids x . The definition is well-founded because the graph decreases with each recursive call.

$$\text{reach } \gamma \ x \hat{=} \begin{cases} \{x\} \cup \bigcup_{\gamma_{\text{adj}} \ x} \text{reach } (\gamma \setminus x) & \text{if } x \in \text{nodes } \gamma \\ \emptyset & \text{otherwise} \end{cases} \quad (13)$$

Example. Fig. 4 shows how the above definitions apply to the decomposed graph from Fig. 3. It illustrates how erasure, *map*, both filters, *nodes* and *sinks* distribute over the join in γ_1 and γ_2 , while *closed* and *reach* don't. The abstractions that do distribute are in fact morphisms, as is proved in the next lemma. On the other hand, *closed* isn't a morphism, but is defined in (12) in terms of morphisms *sinks* and *nodes*, so proofs about *closed* will utilize distributivity. Finally, *reach* also

⁵When mapping over binary graphs, we allow $f : \text{node} \rightarrow T_1 \times (\text{node} \times \text{node}) \rightarrow T_2 \times (\text{node} \times \text{node})$, as adjacency lists have exactly two elements. When $T_2 = \text{unit}$, we elide it and allow $f : \text{node} \rightarrow T_1 \times (\text{node} \times \text{node}) \rightarrow \text{node} \times \text{node}$.

	γ_1	γ_2	$\gamma_1 \bullet \gamma_2$
(-)	$a \mapsto (X, [a, b, c])$	$b \mapsto (O, [])$ • $c \mapsto (O, [b, d])$ • $d \mapsto (O, [a])$	$a \mapsto (X, [a, b, c])$ • $b \mapsto (O, [])$ • $c \mapsto (O, [b, d])$ • $d \mapsto (O, [a])$
nodes (-)	$\{a\}$	$\{b, c, d\}$	$\{a, b, c, d\}$
(-)/ $\{b\}$	e	$b \mapsto (O, [])$	$b \mapsto (O, [])$
(-)/ X	$a \mapsto (X, [a, b, c])$	e	$a \mapsto (X, [a, b, c])$
-	$a \mapsto [a, b, c]$	$b \mapsto []$ • $c \mapsto [b, d]$ • $d \mapsto [a]$	$a \mapsto [a, b, c]$ • $b \mapsto []$ • $c \mapsto [b, d]$ • $d \mapsto [a]$
map f (-)	$a \mapsto (O, [b, c])$	$b \mapsto (X, [])$ • $c \mapsto (X, [d])$ • $d \mapsto (X, [])$	$a \mapsto (O, [b, c])$ • $b \mapsto (X, [])$ • $c \mapsto (X, [d])$ • $d \mapsto (X, [])$
sinks (-)	$\{a, b, c\}$	$\{a, b, d\}$	$\{a, b, c, d\}$
closed (-)	<i>false</i>	<i>false</i>	<i>true</i>
reach (-) a	$\{a\}$	\emptyset	$\{a, b, c, d\}$

Fig. 4. Action of graph abstractions on the the decomposed graph from Fig. 3. The morphisms are illustrated at the top, and the non-morphisms (aka. global properties) at the bottom. In the morphism part, the mapped function f flips the contents and takes the tail of the adjacency list of each node: $f x (v, \alpha) \hat{=} (\bar{v}, tail \alpha)$.

isn't a morphism, but useful lemmas can be proved about its interaction with \bullet , given specific preconditions (e.g., Lemma 3.5 below, which relates *closed*, *reach* and \bullet). \square

LEMMA 3.1 (MORPHISMS). *Functions nodes, (-)/ m , (-)/ v_i , |-|, map f , and sinks are morphisms from the PCM of graphs, to an appropriate target PCM (sets with disjoint union for nodes, graphs for (-)/ m , (-)/ v_i , |-|, map f , and sets with plain union for sinks).*

- (1) $nodes (\gamma_1 \bullet \gamma_2) = nodes \gamma_1 \cup nodes \gamma_2$, and $nodes e = \emptyset$
- (2) $(\gamma_1 \bullet \gamma_2)/m = \gamma_1/m \bullet \gamma_2/m$, and $e/m = e$
- (3) $(\gamma_1 \bullet \gamma_2)/v_1, \dots, v_n = \gamma_1/v_1, \dots, v_n \bullet \gamma_2/v_1, \dots, v_n$, and $e/v_1, \dots, v_n = e$
- (4) $|\gamma_1 \bullet \gamma_2| = |\gamma_1| \bullet |\gamma_2|$, and $|e| = e$
- (5) $map f (\gamma_1 \bullet \gamma_2) = map f \gamma_1 \bullet map f \gamma_2$, and $map f e = e$
- (6) $sinks (\gamma_1 \bullet \gamma_2) = sinks \gamma_1 \cup sinks \gamma_2$, and $sinks e = \emptyset$

LEMMA 3.2 (FILTERING).

- (1) $\gamma/m_1 \cup m_2 = \gamma/m_1 \bullet \gamma/m_2$, and $\gamma/\emptyset = e$
- (2) $\gamma/v_1, \dots, v_m, w_1, \dots, w_n = \gamma/v_1, \dots, v_m \bullet \gamma/w_1, \dots, w_n$, for disjoint $\{v_i\}, \{w_j\}$
- (3) $\gamma/m_1 \cap m_2 = \gamma/m_1 / m_2$
- (4) $\gamma/v_1, \dots, v_m / w_1, \dots, w_n = e$, for disjoint $\{v_i\}, \{w_j\}$

LEMMA 3.3 (MAPPING). *map $f_1 \gamma = map f_2 \gamma$ iff $\forall x \in nodes \gamma. f_1 x (\gamma x) = f_2 x (\gamma x)$.*

LEMMA 3.4 (REACHABILITY).

- (1) $reach \gamma x = reach |\gamma| x$
- (2) if $y \notin reach \gamma x$, then $reach \gamma x = reach (\gamma \setminus y) x$
- (3) if $y \in reach \gamma x$, then $reach \gamma x = reach (\gamma \setminus y) x \cup reach \gamma y$

LEMMA 3.5 (CLOSURE).

- (1) If closed γ then closed $(\gamma / \text{reach}_{\gamma} x)$, for every x .
- (2) If closed $(\gamma_1 \bullet \gamma_2)$, and $x \in \text{nodes}(\gamma_1 \bullet \gamma_2)$, and nodes $\gamma_1 = \text{reach}(\gamma_1 \bullet \gamma_2) x$ (i.e., γ_1 is the sub-graph reachable from x), then closed γ_1 , and $x \in \text{nodes} \gamma_1$, and nodes $\gamma_1 = \text{reach} \gamma_1 x$.

We elide the proofs, and just briefly comment on the intuition behind each. Lemmas 3.1 and 3.2 hold because combinators iterate a node-local transformation over the full set of nodes, or over a subset thereof. Lemma 3.3 holds because *map* applies the argument function only to nodes in the graph. Lemma 3.4 (1) holds because reachability is not concerned with the contents of the nodes. Lemma 3.4 (2) holds because a node y that isn't reachable from x doesn't influence the reachability relation, and can thus be removed from the graph. Lemma 3.4 (3) holds because, given y that's reachable from x , another node z is reachable from x iff it's reachable from y , or is otherwise reachable from x by a path avoiding y . Lemma 3.5 (1) re-states in the notation of partial graphs the well-known property that in a standard non-partial graph, the nodes reachable from some node x form a connected sub-graph. Lemma 3.5 (2) is a simple consequence.

4 Schorr-Waite Algorithm

The goal of a graph-marking algorithm is to traverse a graph starting from some root node r and mark the reachable nodes. The obvious way to implement this functionality is as a recursive function that traverses the graph in a depth-first, left-to-right manner. However, as graph marking is typically employed in garbage collection—when space is sparse—recursive implementation isn't optimal, as it expends space on the stack to keep track of the recursive calls and execute backtracking. The idea of Schorr-Waite is that the information about backtracking can be maintained within the graph itself, while the graph is traversed iteratively in a loop.

We consider the variant of Schorr-Waite that operates over binary graphs. We also have the contents of a node record the node's status in the traversal by setting the contents to: O if the node is unmarked, i.e., the traversal hasn't encountered the node; L if the node has been traversed once towards the left sub-graph; R if the traversal of the left sub-graph has completed, and the traversal of the right sub-graph began; X if both sub-graphs have been traversed. Thus, we use graphs of type *binary-graph* $\{O, L, R, X\}$, and the predicate *graph* to describe their heap layout.

While the marks record the status of the nodes in the traversal, the edges of the graph are modified during the traversal to keep the backtracking information. This is illustrated in Fig. 5, where γ_0 is the original unmarked graph, and γ is an intermediate graph halfway through the execution. The figure illustrates the traversal that started at n_1 , proceeded to n_2 , fully marked the sub-graph rooted at n_2 , reached the node $p = n_5$ and is just about to traverse its left sub-graph starting from the node $t = n_6$. The variables t (tip) and p (predecessor) are modified as the traversal advances. The idea of Schorr-Waite is that once the traversal has obtained the node t from which to proceed, the corresponding edge (or pointer) from p to t can temporarily be repurposed and redirected towards the node n_2 that's p 's predecessor in the traversal. As similar repurposing has been carried out for n_2 and n_1 when they were first encountered, this explicitly inverts in γ the path encompassing the sequence of nodes $\alpha = [n_1, n_2, n_5]$ in γ_0 (dashed line in Fig. 5). The sequence α serves the same role as the call stack in a recursive implementation, as it records the nodes whose sub-graphs are currently being traversed, and the relative order in which each node has been reached. We thus proceed to refer to the sequence α as *the stack*, with its *last* element being the stack's top. A node on the stack can be marked L or R , but not O or X , as the latter signify that the node's traversal hasn't started, or has finished, respectively. Inversely, a node marked L or R must be on the stack.

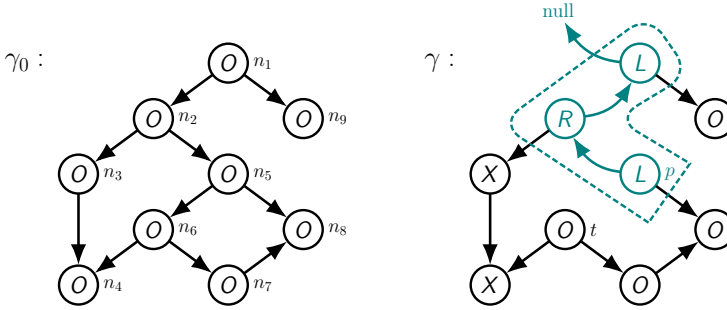


Fig. 5. Unmarked graph γ_0 with nodes n_1, \dots, n_9 (named in the order of depth-first, left-to-right traversal), and intermediate partially-marked graph γ , with variables t and p labeling the tip node and its predecessor, respectively. Dashed line in γ circumscribes the stack of nodes whose sub-graphs are being traversed. The top of the stack is p . The edges of the nodes on the stack are modified from their originals in γ_0 , according to the mark: if the node is marked L (resp. R) then the left (resp. right) edge is redirected to the predecessor through which the node was reached. This inverts the edges on the stack: whereas γ_0 has edges from n_1 to n_2 to n_5 , γ has edges from n_5 to n_2 to n_1 . Nodes on the stack, and only those, are marked L or R .

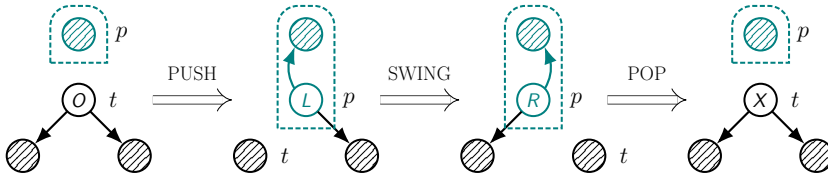


Fig. 6. Operations PUSH, SWING, and POP on the pivot node (unshaded), coordinate the marking of the pivot with the stack (dashed line) and with edge inversion. SWING and POP require that t is marked or null.

Fig. 6 zooms onto node t (unshaded node, pivot) to illustrate how the traversal continues, by coordinating the marking and edge redirection around t with the modifications of t and p in three separate operations: PUSH, SWING, and POP. When t is first encountered, it's unmarked. PUSH promptly marks it L , and pushes it onto the stack (dashed line in Fig. 6) by redirecting its left edge towards the predecessor p . The traversal continues by advancing t towards the left sub-graph, and p to what t previously was. Once the left sub-graph is fully marked, SWING restores pivot's left pointer, but keeps the pivot enlinked onto the stack by using the pivot's right pointer. The tip is swung to the right sub-graph, and the mark changed to R , to indicate that the left sub-graph has been traversed, and we're moving to the right sub-graph. Once the pivot's right sub-graph is traversed as well, POP sets the mark to X and restores the right edge. This returns the edges of the pivot to their originals from the initial graph, but also unlinks the pivot from the stack. Nodes stored into p and t are correspondingly shifted up, and the marking cycle continues from the new top element of the stack.

Algorithm 7 takes the root node r from which the traversal begins, and starts by setting the tip t to r , and p to null. An invariant of the algorithm is that p is always the top of the stack. Thus, p equals null if the stack is empty, otherwise p is marked L or R , but never O or X . Next, t 's marking status is computed into tm . In general, if t is unmarked and non-null, then t is encountered for the first time. At each iteration, the algorithm mutates the graph—all illustrated in Fig. 8—using: (1) PUSH, if t is unmarked and non-null, thus encountered for the first time, and can be pushed onto the stack; (2) SWING, if t is marked or null (encountered before), and p isn't marked R (thus, is

```

t := r; p := null;
if t = null then tm := true else tmp := t.m; tm := (tmp ≠ O) end if;           // is t marked?
while p ≠ null ∨ ¬tm do
  if tm then
    pm := p.m;                                           // read p's mark
    if pm = R then
      tmp := p.r; p.r := t; p.m := X; t := p; p := tmp           // POP
    else
      tmp1 := p.r; tmp2 := p.l; p.r := tmp2; p.l := t; p.m := R; t := tmp1 // SWING
    end if
  else
    tmp := t.l; t.l := p; t.m := L; p := t; t := tmp           // PUSH
  end if;
  if t = null then tm := true else tmp := t.m; tm := (tmp ≠ O) end if // is t marked?
end while

```

Fig. 7. Schorr-Waite algorithm. Characteristic for separation logic, the code is written in a monadic style, to differentiate between commands (stateful terms) and expressions (purely functional terms), with the latter not allowed to contain the former. If the condition of an if-then-else or a loop depends on a pointer's value, the pointer must first be dereferenced (command) into a variable, before the variable's value (expression) can be used in the condition (also expression). For example, in the Schorr-Waite code, the variable *tm* is assigned before the loop, and as the last step of the loop body, so that *tm* can be used in the loop's condition.

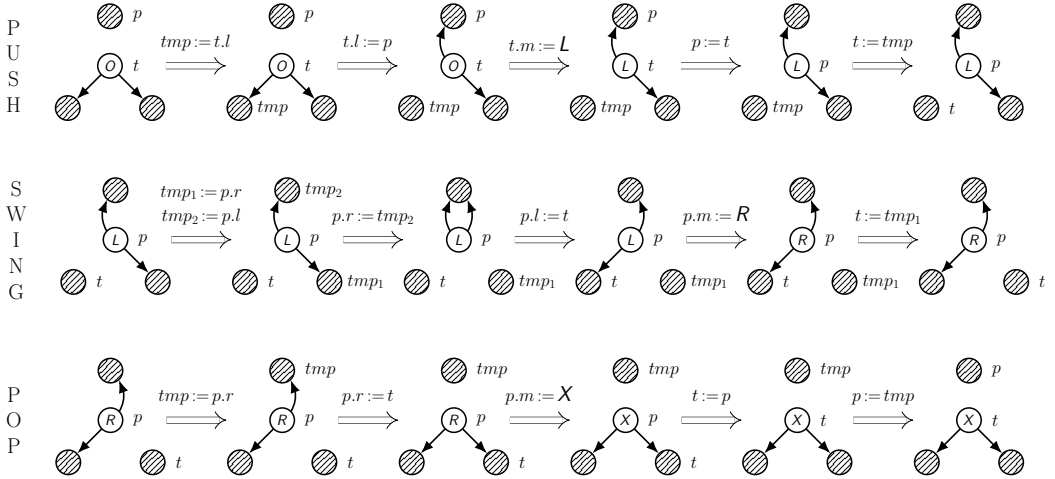


Fig. 8. Details of the main operations of Schorr-Waite.

marked *L*) signifying that *p*'s left sub-graph has been traversed; (3) POP, if *t* is marked or null and *p* is marked *R* signifying that *p*'s right sub-graph has been traversed. The algorithm terminates when *p* is null (the stack is empty) and *t* is marked or null (there's nothing to push onto the stack).

The verification task is to prove that the graph obtained upon termination modifies the initial unmarked graph as follows: (1) the nodes reachable from *r*, and only those, are marked *X*, and (2) the edges are restored to their initial versions.

$$\begin{aligned}
inv' \gamma_0 \gamma \alpha t p &\hat{=} uniq(\text{null} \bullet \alpha) \wedge p = \text{last}(\text{null} \bullet \alpha) \wedge t \in \text{nodes}_0 \gamma \wedge & (a) \\
&\text{closed } \gamma \wedge & (b) \\
&\text{nodes } \gamma /_{L,R} = \alpha \wedge & (c) \\
&\text{inset } \alpha \gamma = |\gamma| \wedge & (d) \\
&\text{restore } \alpha t \gamma = |\gamma_0| \wedge & (e) \\
&\text{nodes } \gamma /_O \subseteq \bigcup_{\alpha} (\text{reach } \gamma /_O \circ \gamma_r) \cup \text{reach } \gamma /_O t & (f) \\
inv \gamma_0 \gamma t p &\hat{=} \exists \alpha. inv' \gamma_0 \gamma \alpha t p
\end{aligned}$$

Fig. 9. Main invariants of Schorr-Waite, formally.

5 Schorr-Waite's Invariants

To formalize the above specification, the first step is to state the main invariants of Schorr-Waite that relate the current graph γ , the stack α , and the nodes t and p to the initial graph γ_0 . The core principle of our formal specification of invariants is to define them using abstractions that are expressed by combining graph concepts and morphisms from the small vocabulary we introduced in Section 3. This will ensure that our proofs later on are compatible with graph decomposition, and depend only on generic lemmas about this basic vocabulary.

The relations to be captured are the following, all observed in the example graphs from Fig. 5. These invariants hold throughout the execution of Schorr-Waite, *except* inside the three main operations, PUSH, SWING, and POP, when the invariants are temporarily invalidated, to be restored by the time the operation terminates.

- (a) The stack α is a sequence of distinct nodes, also distinct from null, with p the top of stack (i.e., the last element of α , or null if α is empty). The tip t , being a child of p , is a node in γ , or null if the child doesn't exist.
- (b) The graph γ is closed, i.e., it has no dangling edges.
- (c) The stack α contains the nodes that are partially marked (labeled L or R), and only those.
- (d) The sequence α describes a path in γ that *respects the markings*, in the following sense: if a node in α is marked L (resp. R), then its left (resp. right) child in γ is the node's predecessor in the traversal, and thus the node's predecessor in α .
- (e) Restoring the edges of the nodes in α produces the original graph γ_0 (modulo node marks).
- (f) The unmarked nodes (labeled O) are "to the right" of α and t , because the algorithm implements a left-to-right traversal order. More precisely, each unmarked node is reachable, by an unmarked path, either from t or from a right child of some node in α . For example, in the graph γ in Fig. 5, the nodes n_7, n_8, n_9 (unmarked) are "to the right" of α and t , whereas nodes n_3, n_4 (marked X) are "to the left".

Fig. 9 presents the formal statements of the above invariants, which we proceed to explain. The statements (a) and (b) in Fig. 9 are clear. The statement (c) is also simple, straightforwardly saying that the stack α , viewed as a set rather than a sequence, equals the set of nodes in γ that are marked L or R . Statement (f) denotes by $\gamma_r x$ the right child of x in γ ,⁶ and directly says that an unmarked node x (i.e., $x \in \text{nodes } \gamma /_O$) is reachable from t by an unmarked path ($x \in \text{reach } \gamma /_O t$), or there exists a node $y \in \alpha$ such that x is reachable from the right child of y , also by an unmarked path ($x \in \bigcup_{\alpha} (\text{reach } \gamma /_O \circ \gamma_r)$). This leaves us with the statements (d) and (e), which we discuss next.

⁶Dually, $\gamma_l x$ is the left child of x , so that $\gamma_{\text{adj}} x$ is the sequence $[\gamma_l x, \gamma_r x]$.

If one ignores for a moment the property of respecting the markings, then the English description of (d) and (e) says that the stack α is the contents of a linked list embedded in the graph γ , and that reversing the linkage of this list produces the original graph γ_0 . Thus, one might consider following the approach to linked lists described in Section 2, and attempt to relate α with the *heap layouts* of γ and γ_0 , by somehow relating *list* α with *graph* γ_0 and *list* (*reverse* α) with *graph* γ .⁷ However, in our setting there is a more direct option, that elides the detour through heaps, and relates α to γ and γ_0 by means of the following graph transformation.

In particular, we first define the *higher-order* function *if-mark* that branches on the marking of an individual node, to output a transformation of the node's edges.

$$\begin{aligned} \text{if-mark} & : (\text{node} \rightarrow \text{node}) \rightarrow \text{node} \rightarrow \\ & \quad \{O, L, R, X\} \times (\text{node} \times \text{node}) \rightarrow \text{node} \times \text{node} \\ \text{if-mark } f \ x \ (m, [l, r]) & \hat{=} \begin{cases} [f \ x, r] & \text{if } m = L \\ [l, f \ x] & \text{if } m = R \\ [l, r] & \text{otherwise} \end{cases} \end{aligned}$$

The idea of *if-mark* is to apply the argument function f (mapping nodes to nodes) to a node x of γ , x' mark m and children $[l, r]$, to compute the modification of the children. If m is L (resp. R), then x 's left (resp. right) child is replaced in the output by $f \ x$, while the right (resp. left) child is passed along unchanged. Otherwise, if x is marked O or X , its children are returned unmodified.

We then apply the *map* combinator to *if-mark* in two different ways, to obtain the following two functions, both of which inherit from *map* the morphism property in the γ argument.

$$\begin{aligned} \text{inset} & : \text{seq node} \rightarrow \text{binary-graph } \{O, L, R, X\} \rightarrow \text{binary-graph unit} \\ \text{inset } \alpha \ \gamma & \hat{=} \text{map } (\text{if-mark } (\text{prev } (\text{null} \bullet \alpha))) \ \gamma \end{aligned} \tag{14}$$

$$\begin{aligned} \text{restore} & : \text{node} \rightarrow \text{seq node} \rightarrow \text{binary-graph } \{O, L, R, X\} \rightarrow \text{binary-graph unit} \\ \text{restore } \alpha \ t \ \gamma & \hat{=} \text{map } (\text{if-mark } (\text{next } (\alpha \bullet t))) \ \gamma \end{aligned} \tag{15}$$

Here, $\text{prev } \alpha \ x$ (resp. $\text{next } \alpha \ x$) is the predecessor (resp. successor) of the first occurrence of x in the sequence α viewed as a cycle, or x if $x \notin \alpha$. For example, if α is the sequence $[n_1, n_2, n_5]$, then $\text{prev } (\text{null} \bullet \alpha) \ n_5$ is n_2 and $\text{next } (\alpha \bullet t) \ n_5$ is t .

The graph $\text{inset } \alpha \ \gamma$ replaces the child in γ (left or right, depending on the mark) of each node in α , with that node's predecessor in $\text{null} \bullet \alpha$. Thus, invariant (d) is formally stated in Fig. 9 by requiring that the replacement doesn't actually modify the graph, i.e., that $\text{inset } \alpha \ \gamma = |\gamma|$. Using $|\gamma|$ instead of γ elides the node markings. Similarly, the graph $\text{restore } \alpha \ t \ \gamma$ replaces the child in γ (left or right, depending on the mark) of each node in α , with that node's *successor* in $\alpha \bullet t$. Thus, invariant (e) is formally stated in Fig. 9 by requiring that the replacement produces γ_0 , i.e., that $\text{restore } \alpha \ t \ \gamma = |\gamma_0|$.

⁷In fact, relating α to the heap layouts of γ and γ_0 via the *list* predicate is precisely the approach of Yang's proof.

Example. Consider the graphs γ and γ_0 from Fig. 5, taking $p = n_5$, $t = n_6$, and $\alpha = [n_1, n_2, n_5]$. The following calculation illustrates that $\text{restore } \alpha \ t \ \gamma$ computes the erasure of γ_0 .

$$\begin{aligned}
\text{restore } \alpha \ t \ \gamma &= \text{map } (\text{if-mark } (\text{next } (\alpha \bullet t))) \ \gamma \\
&= n_1 \mapsto \text{if-mark } (\text{next } (\alpha \bullet t)) \ n_1 \ (L, [\text{null}, n_9]) \\
&\quad \bullet n_2 \mapsto \text{if-mark } (\text{next } (\alpha \bullet t)) \ n_2 \ (R, [n_3, n_1]) \\
&\quad \bullet n_5 \mapsto \text{if-mark } (\text{next } (\alpha \bullet t)) \ n_5 \ (L, [n_2, n_8]) \\
&\quad \bullet \text{map } (\text{if-mark } (\text{next } (\alpha \bullet t))) \ (\gamma \setminus \{n_1, n_2, n_5\}) \\
&= n_1 \mapsto [\text{next } (\alpha \bullet t) \ n_1, n_9] \\
&\quad \bullet n_2 \mapsto [n_3, \text{next } (\alpha \bullet t) \ n_2] \\
&\quad \bullet n_5 \mapsto [\text{next } (\alpha \bullet t) \ n_5, n_8] \\
&\quad \bullet |\gamma \setminus \{n_1, n_2, n_5\}| \\
&= n_1 \mapsto [n_2, n_9] \bullet n_2 \mapsto [n_3, n_5] \bullet n_5 \mapsto [t, n_8] \bullet |\gamma \setminus \{n_1, n_2, n_5\}| \\
&= |\gamma_0|
\end{aligned}$$

When applied to $\gamma \setminus \{n_1, n_2, n_5\}$, the mapping returns the erasure $|\gamma \setminus \{n_1, n_2, n_5\}|$, because *if-mark* elides the contents, and doesn't modify the children of the nodes that aren't marked *L* or *R*. However, the calculations modifies the edges out of n_1 , n_2 and n_5 in γ to obtain precisely the edges of γ_0 .

On the other hand, the role of *inset* is to ensure that α is a marking-respecting path in γ , and thus a valid stack. For the same values of α and γ as above, *inset* $\alpha \ \gamma$ returns $|\gamma|$, because the passed α is indeed the stack in γ . However, if we passed a permutation of α , the equality to $|\gamma|$ won't hold. For example, consider passing $[n_2, n_5, n_1]$ for α .

$$\begin{aligned}
\text{inset } \alpha \ \gamma &= \text{map } (\text{if-mark } (\text{prev } (\text{null} \bullet \alpha))) \ \gamma \\
&= n_1 \mapsto \text{if-mark } (\text{prev } (\text{null} \bullet \alpha)) \ n_1 \ (L, [\text{null}, n_9]) \\
&\quad \bullet n_2 \mapsto \text{if-mark } (\text{prev } (\text{null} \bullet \alpha)) \ n_2 \ (R, [n_3, n_1]) \\
&\quad \bullet n_5 \mapsto \text{if-mark } (\text{prev } (\text{null} \bullet \alpha)) \ n_5 \ (L, [n_2, n_8]) \\
&\quad \bullet \text{map } (\text{if-mark } (\text{prev } (\text{null} \bullet \alpha))) \ (\gamma \setminus \{n_1, n_2, n_5\}) \\
&= n_1 \mapsto [\text{prev } (\text{null} \bullet \alpha) \ n_1, n_9] \\
&\quad \bullet n_2 \mapsto [n_3, \text{prev } (\text{null} \bullet \alpha) \ n_2] \\
&\quad \bullet n_5 \mapsto [\text{prev } (\text{null} \bullet \alpha) \ n_5, n_8] \\
&\quad \bullet |\gamma \setminus \{n_1, n_2, n_5\}| \\
&= n_1 \mapsto [n_5, n_9] \bullet n_2 \mapsto [n_3, \text{null}] \bullet n_5 \mapsto [n_2, n_8] \bullet |\gamma \setminus \{n_1, n_2, n_5\}| \\
&\neq |\gamma|
\end{aligned}$$

The calculation considers the nodes n_1 , n_2 and n_5 , as these are the nodes marked *L* or *R*. However, because the nodes are not in the traversed order, the computation fails to encode $|\gamma|$. \square

LEMMA 5.1. *If $f_1 \ x = f_2 \ x$ for every $x \in \text{nodes } \gamma/L,R$ (i.e., for every partially marked node x in γ), then $\text{map } (\text{if-mark } f_1) \ \gamma = \text{map } (\text{if-mark } f_2) \ \gamma$.*

LEMMA 5.2. *Let α be a sequence containing all the partially marked nodes in the graph γ . Then the following equations hold.*

$$\text{inset } (\alpha \bullet p) \ \gamma = \text{inset } \alpha \ \gamma \tag{16}$$

$$\text{restore } (\alpha \bullet p) \ t \ \gamma = \text{restore } \alpha \ p \ \gamma \tag{17}$$

In Lemma 5.1, if f_1 and f_2 agree on partially marked nodes, then by definition, $if\text{-mark } f_1 x (\gamma x) = if\text{-mark } f_2 x (\gamma x)$ for all $x \in nodes \gamma$, because $if\text{-mark}$ modifies only partially marked nodes. The conclusion then follows by Lemma 3.3.

Equation 16 follows from Lemma 5.1, by taking $f_1 x = prev(\text{null} \bullet \alpha \bullet p) x$ and $f_2 x = prev(\text{null} \bullet \alpha) x$, and observing that for every $x \in nodes \gamma/L,R$ it must be $prev(\text{null} \bullet \alpha \bullet p) x = prev(\text{null} \bullet \alpha) x$, because $x \in \alpha$. Equation 17 follows similarly by taking $f_1 x = next(\alpha \bullet p \bullet t) x$ and $f_2 x = next(\alpha \bullet p) x$.

6 Proof of Schorr-Waite

The proof of the algorithm is divided into two steps. Following Yang [2001a], Section 6.1 first verifies Schorr-Waite assuming that the input graph is connected from the root node r . Section 6.3 then extends the specification to the general case, by framing the nodes not reachable from r .

6.1 Proof for Connected Graphs

We thus first establish the following specification.

$$\begin{aligned} & \{graph \gamma_0 \wedge closed \gamma_0 \wedge r \in nodes \gamma_0 \wedge nodes \gamma_0 = reach \gamma_0/O r\} \\ & \quad \text{Schorr-Waite} \\ & \{ \exists \gamma. graph \gamma \wedge |\gamma_0| = |\gamma| \wedge \gamma = \gamma/X \} \end{aligned} \tag{18}$$

The precondition says that the input graph γ_0 is well-formed ($graph \gamma_0$), closed, contains the root node r , and is unmarked and connected from r ($nodes \gamma_0 = reach \gamma_0/O r$). The postcondition posits an ending graph γ which, aside from node marking, equals the input graph ($|\gamma_0| = |\gamma|$), and is fully marked ($\gamma = \gamma/X$).

The proof outline for this specification is in Fig. 10. Most of it is self-explanatory by standard Hoare logic, and we only comment on the few non-trivial points regarding its beginning and ending; that is, proofs that line 1 (precondition) implies line 2 and that line 31 implies line 32 (postcondition). The outline is focused on the mathematical (i.e., non-spatial) reasoning about the graph, and *elides* the spatial fragments needed to verify the low-level pointer-manipulating commands in lines 5, 11, 15, 19, 24, 28. These are conceptually simple and very similar to each other, so it suffices to explain just one of them. We shall do so with a separate proof outline for POP (line 15) in Section 6.2, leaving the other cases for the Appendix.

Precondition (lines 1-2). Referring to Fig. 10, line 2 obtains from line 1 by unfolding the definition of inv from Fig. 9 with $t = r$, $p = \text{null}$, and instantiating the existentially quantified stack α with the empty sequence $[]$. The unfolding derives proof obligations: $uniq \text{ null}$, $\text{null} = last(\text{null} \bullet [])$, $r \in nodes_0 \gamma_0$, $closed \gamma_0$, $inset [] \gamma_0 = |\gamma_0|$, $restore [] t \gamma_0 = |\gamma_0|$, $nodes \gamma_0/L,R = \emptyset$ and $nodes \gamma_0/O \subseteq reach \gamma_0/O r$. Each of these is either trivial or directly follows from line 1.

Postcondition (lines 31-32). From $inv \gamma_0 \gamma t p$ in line 31, it follows $p = last(\text{null} \bullet \alpha)$ and $uniq(\text{null} \bullet \alpha)$. As $p = \text{null}$, it must be $\alpha = []$, i.e., the stack is empty. Then, by (e) in Fig. 9, $|\gamma_0| = restore [] t \gamma$, which in turn equals $|\gamma|$, thus proving $|\gamma_0| = |\gamma|$ in the postcondition. The remaining $\gamma = \gamma/X$ from the postcondition is equivalent to $nodes \gamma/O,L,R = \emptyset$. By (c) in Fig. 9, $nodes \gamma/L,R = \emptyset$, so it suffices to show $nodes \gamma/O = \emptyset$. By (f) of Fig. 9, $nodes \gamma/O \subseteq reach \gamma/O t$, i.e., unmarked nodes of γ are reachable from t by unmarked paths. But t itself is marked in line 31, so no node is reachable from t by unmarked path. Hence, $reach \gamma/O t = \emptyset$, and thus $nodes \gamma/O = \emptyset$.

1. $\{\text{graph } \gamma_0 \wedge \text{closed } \gamma_0 \wedge r \in \text{nodes } \gamma_0 \wedge \text{nodes } \gamma_0 = \text{reach } \gamma_0 / O \ r\}$
2. $\{\text{graph } \gamma_0 \wedge \text{inv } \gamma_0 \ \gamma_0 \ r \ \text{null}\}$
3. $t := r; p := \text{null};$
4. $\{\exists \gamma. \text{graph } \gamma \wedge \text{inv } \gamma_0 \ \gamma \ t \ p\}$
5. **if** $t = \text{null}$ **then** $tm := \text{true}$ **else** $tmp := t.m; tm := (tmp \neq O)$ **end if**;
6. $\{\exists \gamma. \text{graph } \gamma \wedge \text{inv } \gamma_0 \ \gamma \ t \ p \wedge tm = (t \in \text{marked}_0 \ \gamma)\}$ // loop invariant
7. **while** $p \neq \text{null} \vee \neg tm$ **do**
8. $\{\exists \gamma. \text{graph } \gamma \wedge \text{inv } \gamma_0 \ \gamma \ t \ p \wedge tm = (t \in \text{marked}_0 \ \gamma) \wedge (p \neq \text{null} \vee \neg tm)\}$
9. **if** tm **then**
10. $\{\exists \gamma. \text{graph } \gamma \wedge \text{inv } \gamma_0 \ \gamma \ t \ p \wedge p \neq \text{null} \wedge t \in \text{marked}_0 \ \gamma\}$
11. $pm := p.m;$
12. $\{\exists \gamma. \text{graph } \gamma \wedge \text{inv } \gamma_0 \ \gamma \ t \ p \wedge t \in \text{marked}_0 \ \gamma \wedge \gamma_{\text{val}} \ p = pm \in \{L, R\}\}$
13. **if** $pm = R$ **then**
14. $\{\exists \gamma. \text{graph } \gamma \wedge \text{inv } \gamma_0 \ \gamma \ t \ p \wedge t \in \text{marked}_0 \ \gamma \wedge \gamma_{\text{val}} \ p = R\}$
15. $tmp := p.r; p.r := t; p.m := X; t := p; p := tmp$ // POP
16. $\{\exists \gamma. \text{graph } \gamma \wedge \text{inv } \gamma_0 \ \gamma \ t \ p\}$
17. **else**
18. $\{\exists \gamma. \text{graph } \gamma \wedge \text{inv } \gamma_0 \ \gamma \ t \ p \wedge t \in \text{marked}_0 \ \gamma \wedge \gamma_{\text{val}} \ p = L\}$
19. $tmp_1 := p.r; tmp_2 := p.l; p.r := tmp_2; p.l := t; p.m := R; t := tmp_1$ // SWING
20. $\{\exists \gamma. \text{graph } \gamma \wedge \text{inv } \gamma_0 \ \gamma \ t \ p\}$
21. **end if**
22. **else**
23. $\{\exists \gamma. \text{graph } \gamma \wedge \text{inv } \gamma_0 \ \gamma \ t \ p \wedge t \notin \text{marked}_0 \ \gamma\}$
24. $tmp := t.l; t.l := p; t.m := L; p := t; t := tmp$ // PUSH
25. $\{\exists \gamma. \text{graph } \gamma \wedge \text{inv } \gamma_0 \ \gamma \ t \ p\}$
26. **end if**;
27. $\{\exists \gamma. \text{graph } \gamma \wedge \text{inv } \gamma_0 \ \gamma \ t \ p\}$
28. **if** $t = \text{null}$ **then** $tm := \text{true}$ **else** $tmp := t.m; tm := (tmp \neq O)$ **end if**
29. $\{\exists \gamma. \text{graph } \gamma \wedge \text{inv } \gamma_0 \ \gamma \ t \ p \wedge tm = (t \in \text{marked}_0 \ \gamma)\}$
30. **end while**
31. $\{\exists \gamma. \text{graph } \gamma \wedge \text{inv } \gamma_0 \ \gamma \ t \ p \wedge p = \text{null} \wedge t \in \text{marked}_0 \ \gamma\}$
32. $\{\exists \gamma. \text{graph } \gamma \wedge |\gamma_0| = |\gamma| \wedge \gamma = \gamma/X\}$

Fig. 10. Proof outline for the connected graph specification of Schorr-Waite. The fragments verifying the pointer primitives in lines 5, 11, 15, 19, 24, 28 are elided, and illustrated separately. Notation $\text{marked}_0 \ \gamma$ abbreviates $\text{nodes}_0(\gamma/L, R, X)$, the set of marked nodes of γ , including null.

1. $\{\exists \gamma. \text{graph } \gamma \wedge \text{inv } \gamma_0 \gamma t p \wedge t \in \text{marked}_0 \gamma \wedge \gamma_{\text{val}} p = R\}$
2. $\{\text{graph } \gamma \wedge t = t_0 \wedge p = p_0$
 $\wedge \text{inv } \gamma_0 \gamma t_0 p_0 \wedge t_0 \in \text{marked}_0 \gamma \wedge \gamma p_0 = (R, [p_l, p_r])\}$
3. $\{\text{graph } (p_0 \mapsto (R, [p_l, p_r]) \bullet \gamma \setminus p_0) \wedge t = t_0 \wedge p = p_0\}$
4. $\{(p_0 \Rightarrow R, p_l, p_r \wedge t = t_0 \wedge p = p_0) * \text{graph } \gamma \setminus p_0\}$
5. $\{p_0 \Rightarrow R, p_l, p_r \wedge t = t_0 \wedge p = p_0\}$
 $\text{tmp} := p.r; p.r := t; p.m := X; t := p; p := \text{tmp}; \quad // \text{POP}$
6. $\{p_0 \Rightarrow X, p_l, t_0 \wedge t = p_0 \wedge p = p_r\}$
7. $\{(p_0 \Rightarrow X, p_l, t_0 \wedge t = p_0 \wedge p = p_r) * \text{graph } \gamma \setminus p_0\}$
8. $\{\text{graph } (p_0 \mapsto (X, [p_l, t_0]) \bullet \gamma \setminus p_0) \wedge t = p_0 \wedge p = p_r\}$
9. $\{\text{graph } (p_0 \mapsto (X, [p_l, t_0]) \bullet \gamma \setminus p_0) \wedge t = p_0 \wedge p = p_r$
 $\wedge \text{inv } \gamma_0 \gamma t_0 p_0 \wedge t_0 \in \text{marked}_0 \gamma \wedge \gamma p_0 = (R, [p_l, p_r])\}$
10. $\{\exists \gamma'. \text{graph } \gamma' \wedge \text{inv } \gamma_0 \gamma' t p\}$

Fig. 11. Proof outline for POP.

6.2 Proof of POP

The pre- and postcondition for POP derive from lines 14 and 16 of Fig. 10.

$$\begin{aligned} & \{\exists \gamma. \text{graph } \gamma \wedge \text{inv } \gamma_0 \gamma t p \wedge t \in \text{marked}_0 \gamma \wedge \gamma_{\text{val}} p = R\} \\ & \quad \text{POP} \\ & \{\exists \gamma'. \text{graph } \gamma' \wedge \text{inv } \gamma_0 \gamma' t p\} \end{aligned} \quad (19)$$

The precondition says that the heap implements a well-formed graph γ , that satisfies the invariant, given t and p . Additionally, t is marked or null and p is marked R , as POP is invoked only if these properties are satisfied. The postcondition asserts that the heap represents a new graph γ' that satisfies the invariant for the updated values of t and p .

The proof outline is in Fig. 11 and divides into two parts. The role of the first part (lines 1-9) is to show that the individual stateful commands implementing POP are safe to execute, and result in a valid graph γ' . The proof works by expanding γ around the node p , so that p , along with its marking and edges, is exposed as a standalone heap. This is similar to how the pointer j in Section 2 had to be exposed as a standalone heap, in order to verify the command that mutates it. The role of the second part (lines 9-10) is to show that γ' actually satisfies the Schorr-Waite invariants. Along with the analogous steps in the proofs of SWING and PUSH, this is the most important, and most substantial of the whole verification. We discuss the two parts in more detail.

POP produces valid graph (lines 1-9). Moving from line 1 to line 2 involves eliminating the existential quantifier and snapshotting the values of t , p , and the left and right child of p into t_0 , p_0 , p_l and p_r , respectively. The snapshotting prepares for line 3 to omit the last three conjuncts of line 2, which will be re-attached in line 9. The move is valid, because the conjuncts are unaffected by execution, as they don't involve the heap, and snapshotting made them use variables that the program doesn't mutate. Line 3 expands γ around p_0 ($=p$), using equation (5), so that distributivity of graph applies in line 4 to frame away $\text{graph } \gamma \setminus p_0$.

The derivation of line 6 is elided because it's standard, involving several applications of framing and the inference rules for the stateful primitives. It suffices to say that the line reflects the mutations

of the pointer p_0 , and the assignment of new values to t and p . In particular, the right edge of p_0 is redirected towards t_0 , the node is marked X , and t and p are set to p_0 and p_r , respectively, all in accord with the illustration of POP in Fig. 6. Line 7 restores the framed graph, line 8 merges it into a unified *graph* predicate, and line 9 restores the non-spatial conjuncts omitted in line 3.

Invariant preservation (lines 9-10). This part of the proof no longer involves any reasoning about heaps, but is entirely about graphs, and almost exclusively follows by distributivity of the various morphisms, and the few general graph lemmas from Section 3. As the first step of the proof, we reformulate the problem as the following implication, whose premise restates the assertions about γ from line 9, while the conclusion specifies the ending graph γ' .

$$\gamma = p_0 \mapsto (R, [p_l, p_r]) \bullet \gamma \setminus p_0 \wedge \quad (20)$$

$$\text{inv}' \gamma_0 \gamma (\alpha \bullet p_0) t_0 p_0 \wedge \quad (21)$$

$$t_0 \in \text{marked}_0 \gamma \implies \quad (22)$$

$$\exists \gamma'. \gamma' = p_0 \mapsto (X, [p_l, t_0]) \bullet \gamma \setminus p_0 \wedge \quad (23)$$

$$\text{inv}' \gamma_0 \gamma' \alpha p_0 p_r \quad (24)$$

To see that the premise follows from line 9, note that (20) expands γ around p_0 , using $\gamma p_0 = (R, [p_l, p_r])$ from line 9; that (21) holds because $\text{inv}' \gamma_0 \gamma t_0 p_0$ in line 9 implies that p_0 is the top of stack of γ , which thus has the form $\alpha \bullet p_0$ for some α ; and that (22) is an explicit conjunct in line 9.

In the conclusion of the implication, (23) reflects that the p_0 is now marked X , and that its right edge is restored towards t_0 . On the other hand, (24) indicates that the new stack is α (node p_0 having been popped from the prior stack $\alpha \bullet p_0$), and the new tip and stack's top are p_0 and p_r respectively. These changes correspond to the illustration of POP in Fig. 8, if one takes p_0 , t_0 and p_r as the initial values of p , t , and p 's right child. It's also readily apparent that (23) and (24) imply the postcondition of POP in line 10.

The implication (20-24) expands γ and γ' around p_0 to expose the following crucial fact: both graphs share the sub-graph $\gamma \setminus p_0$. In other words, the POP operation alters the marking and the edges of the single node p_0 , but keeps the rest of the graph unchanged. An effective proof of the implication (20-24) should then utilize the invariance of the graph $\gamma \setminus p_0$ and "frame it out" to focus the proof onto a sub-graph that's actually modified (in this case, the single node p_0), similarly to how separation logic in general utilizes framing over heaps to focus the proof onto the sub-heap that's actually modified.

This is precisely what the morphisms allow us to do. However, while framing over heaps simply temporarily removes the framed-out heap from consideration, applying a morphism to the framed-out graph still allows reasoning about it, e.g., applying proof assumptions or other lemmas to it. For example, the proof of the implication (20-24) consists of several cases, one per invariant in the definition of inv' in Fig. 9. In just about all of them, the proof strategy is to distribute over \bullet in $\gamma' = p_0 \mapsto (X, [p_l, t_0]) \bullet \gamma \setminus p_0$ whichever morphism is involved in the given case. This reduces the desired statement about γ' to separate components involving p_0 and $\gamma \setminus p_0$, with the latter invariably directly following from the assumptions about γ in (20-22). Afterwards, the proofs quickly conclude by applying one or more general lemmas about graphs.

Fig. 12 presents, in a simple equational style, the proofs that the graph γ' obtained by POP satisfies the invariants (b)-(f) of inv' . The remaining case of invariant (a) doesn't have an equational flavor so we present it here, separately. That case requires showing that (20-22) imply *uniq* ($\text{null} \bullet \alpha$), $p_r = \text{last}$ ($\text{null} \bullet \alpha$) and $p_0 \in \text{nodes}_0 \gamma'$. The only non-trivial property is $p_r = \text{last}$ ($\text{null} \bullet \alpha$), i.e., that p_r is the top of the stack α . This holds because (21) gives *inset* ($\alpha \bullet p_0$) $\gamma = |\gamma|$, i.e., that the

(b) $sinks\ \gamma' =$	Def. of γ'
$= sinks\ (p_0 \mapsto (X, [p_l, t_0]) \bullet \gamma \setminus p_0)$	Lem. 3.1 (6) (distrib.)
$= sinks\ (p_0 \mapsto (X, [p_l, t_0])) \cup sinks\ (\gamma \setminus p_0)$	Def. of $sinks$ (11)
$= \{p_l, t_0\} \cup sinks\ (\gamma \setminus p_0)$	
$\subseteq \{p_l, p_r, t_0\} \cup sinks\ (\gamma \setminus p_0)$	Assump. (21.b) & (22)
$\subseteq nodes_0\ \gamma$	Def. of $nodes, \gamma$ & γ'
$= nodes_0\ \gamma'$	
(c) $nodes\ \gamma' /_{L,R} =$	Def. of γ'
$= nodes\ (p_0 \mapsto (X, [p_l, t_0]) \bullet \gamma \setminus p_0) /_{L,R}$	Lem. 3.1 (1) & 3.1 (3) (distrib.)
$= nodes\ (p_0 \mapsto (X, [p_l, t_0])) /_{L,R} \cup nodes\ (\gamma \setminus p_0) /_{L,R}$	Def. of $filter$ (10)
$= nodes\ (\gamma \setminus p_0) /_{L,R}$	Assump. (21.c)
$= \alpha$	
(d) $inset\ \alpha\ \gamma' =$	Def. of γ'
$= inset\ \alpha\ (p_0 \mapsto (X, [p_l, t_0]) \bullet \gamma \setminus p_0)$	Lem. 3.1 (5) (distrib.)
$= inset\ \alpha\ (p_0 \mapsto (X, [p_l, t_0])) \bullet inset\ \alpha\ \gamma \setminus p_0$	Def. of $inset$ (14)
$= p_0 \mapsto [p_l, t_0] \bullet inset\ \alpha\ \gamma \setminus p_0$	Lem. 5.2
$= p_0 \mapsto [p_l, t_0] \bullet inset\ (\alpha \bullet p_0)\ \gamma \setminus p_0$	Assump. (21.d)
$= p_0 \mapsto [p_l, t_0] \bullet \gamma \setminus p_0 $	Def. of $erasure$ (8)
$= p_0 \mapsto (X, [p_l, t_0]) \bullet \gamma \setminus p_0 $	Lem. 3.1 (4) (distrib.)
$= p_0 \mapsto (X, [p_l, t_0]) \bullet \gamma \setminus p_0 $	Def. of γ'
$= \gamma' $	
(e) $restore\ \alpha\ p_0\ \gamma' =$	Def. of γ'
$= restore\ \alpha\ p_0\ (p_0 \mapsto (X, [p_l, t_0]) \bullet \gamma \setminus p_0)$	Lem. 3.1 (5) (distrib.)
$= restore\ \alpha\ p_0\ (p_0 \mapsto (X, [p_l, t_0])) \bullet restore\ \alpha\ p_0\ \gamma \setminus p_0$	Def. of $restore$ (15)
$= p_0 \mapsto [p_l, t_0] \bullet restore\ \alpha\ p_0\ \gamma \setminus p_0$	Lem. 5.2
$= p_0 \mapsto [p_l, t_0] \bullet restore\ (\alpha \bullet p_0)\ t_0\ \gamma \setminus p_0$	Def. of $restore$ (15)
$= restore\ (\alpha \bullet p_0)\ t_0\ (p_0 \mapsto (R, [p_l, p_r]))$	
$\quad \bullet restore\ (\alpha \bullet p_0)\ t_0\ \gamma \setminus p_0$	Lem. 3.1 (5) (distrib.)
$= restore\ (\alpha \bullet p_0)\ t_0\ (p_0 \mapsto (R, [p_l, p_r]) \bullet \gamma \setminus p_0)$	Assump. (21.e)
$= \gamma_0 $	
(f) $nodes\ \gamma' /_O =$	Def. of $filter, nodes, \gamma$ & γ'
$= nodes\ \gamma /_O$	Assump. (21.f)
$\subseteq \bigcup_{\alpha \cdot p_0} (reach\ \gamma /_O \circ \gamma_r) \cup reach\ \gamma /_O\ t_0$	$t_0 \notin nodes\ \gamma /_O$
$= \bigcup_{\alpha \cdot p_0} (reach\ \gamma /_O \circ \gamma_r)$	Comm.&Assoc. of \cup
$= \bigcup_{\alpha} (reach\ \gamma /_O \circ \gamma_r) \cup reach\ \gamma /_O\ (\gamma_r\ p_0)$	$\gamma_r\ p_0 \notin nodes\ \gamma /_O$
$= \bigcup_{\alpha} (reach\ \gamma /_O \circ \gamma_r)$	$(\gamma_r = \gamma'_r\ \text{on } \alpha) \ \& \ (\gamma /_O = \gamma' /_O)$
$= \bigcup_{\alpha} (reach\ \gamma' /_O \circ \gamma'_r)$	$p_0 \notin nodes\ \gamma' /_O$
$= \bigcup_{\alpha} (reach\ \gamma' /_O \circ \gamma'_r) \cup reach\ \gamma' /_O\ p_0$	

Fig. 12. Proof of preservation of invariants (b)-(f) for POP; the elided argument for (a) is given in the text. Here, $\gamma = p_0 \mapsto (R, [p_l, p_r]) \bullet \gamma \setminus p_0$ and $\gamma' = p_0 \mapsto (X, [p_l, t_0]) \bullet \gamma \setminus p_0$.

1. $\{\mathit{graph } \gamma_0 \wedge \mathit{closed } \gamma_0 \wedge r \in \mathit{nodes } \gamma_0 \wedge \gamma_0 = \gamma_0/O\}$
2. $\{\exists \gamma_1 \gamma_2. \mathit{graph } (\gamma_1 \bullet \gamma_2) \wedge \mathit{closed } \gamma_1 \wedge r \in \mathit{nodes } \gamma_1 \wedge \mathit{nodes } \gamma_1 = \mathit{reach } \gamma_1/O \ r$
 $\wedge \mathit{nodes } \gamma_1 = \mathit{reach } (\gamma_1 \bullet \gamma_2)/O \ r \wedge \gamma_2 = \gamma_2/O \wedge \gamma_0 = \gamma_1 \bullet \gamma_2\}$
3. $\{(\mathit{graph } \gamma_1 \wedge \mathit{closed } \gamma_1 \wedge r \in \mathit{nodes } \gamma_1 \wedge \mathit{nodes } \gamma_1 = \mathit{reach } \gamma_1/O \ r)$
 $* (\mathit{graph } \gamma_2 \wedge \mathit{nodes } \gamma_1 = \mathit{reach } (\gamma_1 \bullet \gamma_2)/O \ r \wedge \gamma_2 = \gamma_2/O \wedge \gamma_0 = \gamma_1 \bullet \gamma_2)\}$
4. $\{\mathit{graph } \gamma_1 \wedge \mathit{closed } \gamma_1 \wedge r \in \mathit{nodes } \gamma_1 \wedge \mathit{nodes } \gamma_1 = \mathit{reach } \gamma_1/O \ r\}$
Schorr-Waite
5. $\{\exists \gamma'_1. \mathit{graph } \gamma'_1 \wedge |\gamma_1| = |\gamma'_1| \wedge \gamma'_1 = \gamma'_1/X\}$
6. $\{(\exists \gamma'_1. \mathit{graph } \gamma'_1 \wedge |\gamma_1| = |\gamma'_1| \wedge \gamma'_1 = \gamma'_1/X)$
 $* (\mathit{graph } \gamma_2 \wedge \mathit{nodes } \gamma_1 = \mathit{reach } (\gamma_1 \bullet \gamma_2)/O \ r \wedge \gamma_2 = \gamma_2/O \wedge \gamma_0 = \gamma_1 \bullet \gamma_2)\}$
7. $\{\exists \gamma'_1. \mathit{graph } (\gamma'_1 \bullet \gamma_2) \wedge |\gamma_0| = |\gamma'_1 \bullet \gamma_2|$
 $\wedge \gamma'_1 \bullet \gamma_2 = (\gamma'_1 \bullet \gamma_2)/X \bullet (\gamma'_1 \bullet \gamma_2)/O \wedge \mathit{nodes } (\gamma'_1 \bullet \gamma_2)/X = \mathit{reach } \gamma_0/O \ r\}$
8. $\{\exists \gamma. \mathit{graph } \gamma \wedge |\gamma_0| = |\gamma| \wedge \gamma = \gamma/X \bullet \gamma/O \wedge \mathit{nodes } \gamma/X = \mathit{reach } \gamma_0/O \ r\}$

Fig. 13. Proof outline for the general graph specification of Schorr-Waite.

stack $\alpha \bullet p_0$ is a path in γ . By definition of *inset* (14), $\mathit{prev}(\mathit{null} \bullet \alpha \bullet p_0) \ p_0 = \gamma_r \ p_0 = p_r$, and thus $p_r = \mathit{last}(\mathit{null} \bullet \alpha)$.

6.3 Proof for General Graphs

We can now establish the following general specification of Schorr-Waite, which doesn't assume that γ is connected from r .

$$\{\mathit{graph } \gamma_0 \wedge \mathit{closed } \gamma_0 \wedge r \in \mathit{nodes } \gamma_0 \wedge \gamma_0 = \gamma_0/O\}$$

Schorr-Waite

$$\{\exists \gamma. \mathit{graph } \gamma \wedge |\gamma_0| = |\gamma| \wedge \gamma = \gamma/X \bullet \gamma/O \wedge \mathit{nodes } \gamma/X = \mathit{reach } \gamma_0/O \ r\}$$

As in 18, the precondition says that the input graph γ_0 is well-formed ($\mathit{graph } \gamma_0$), closed, contains the node r , and is unmarked ($\gamma_0 = \gamma_0/O$), but elides the conjunct about connectedness. The postcondition posits an ending graph γ which, aside from node marking, equals the input graph ($|\gamma_0| = |\gamma|$), and splits into fully marked and unmarked parts ($\gamma = \gamma/X \bullet \gamma/O$), with the fully-marked part corresponding to the nodes initially reachable from r ($\mathit{nodes } \gamma/X = \mathit{reach } \gamma_0/O \ r$).

The proof is obtained generically, by framing the specification (18) of the connected case, without looking at the code again. It makes essential use of graph decomposition and spatial distributivity of *graph* (4) to prepare for the framing, and of distributivity of morphisms to propagate the framed information.

In more detail, γ_0 is first split disjointly into $\gamma_1 = \gamma_0/(\mathit{reach } \gamma_0 \ r)$ (part connected from r), and its complement γ_2 , so that $\gamma_0 = \gamma_1 \bullet \gamma_2$. By definition then, $\mathit{nodes } \gamma_1 = \mathit{reach } (\gamma_1 \bullet \gamma_2) \ r$, so that by Lemma 3.5 (2), $\mathit{closed } \gamma_1, r \in \mathit{nodes } \gamma_1$ and $\mathit{nodes } \gamma_1 = \mathit{reach } \gamma_1 \ r$. Because γ_1 and γ_2 are sub-graphs of γ_0 , they are also unmarked ($\gamma_1/O = \gamma_1$ and $\gamma_2/O = \gamma_2$), thus obtaining line 2 in Fig. 13. Distributivity of *graph* (4) then derives line 3, which is a separating conjunction of the precondition from (18) with the predicate that collects all the conjuncts from line 2 that refer to graph γ_2 . By framing the specification (18), we can thus derive a postcondition for Schorr-Waite in line 6 that is a separating

conjunction of the conjuncts about γ_2 , with the postcondition from (18) that assert the existence of a graph γ'_1 such that $|\gamma_1| = |\gamma'_1|$ and $\gamma'_1 = \gamma_1/X$.

Proceeding, line 7 joins the graphs γ'_1 and γ_2 together as follows. First, distributivity of *graph* and erasure obtains $\text{graph}(\gamma'_1 \bullet \gamma_2)$, and $|\gamma_0| = |\gamma_1 \bullet \gamma_2| = |\gamma'_1 \bullet \gamma_2|$. We also get $\gamma'_1/O = \gamma'_1/X/O = e$ and $\gamma_2/X = \gamma_2/O/X = e$ by Lemma 3.2 (4). From here, $\gamma'_1 \bullet \gamma_2 = \gamma'_1/X \bullet \gamma_2/O = (\gamma'_1 \bullet \gamma_2)/X \bullet (\gamma'_1 \bullet \gamma_2)/O$ and also $\text{nodes}(\gamma'_1 \bullet \gamma_2)/X = \text{nodes} \gamma'_1/X = \text{nodes} \gamma'_1 = \text{nodes} |\gamma'_1| = \text{nodes} |\gamma_1| = \text{nodes} \gamma_1 = \text{reach} \gamma_0/O r$. Finally, line 8 abstracts over $\gamma = \gamma'_1 \bullet \gamma_2$.

7 Related work

Proofs of Schorr-Waite in separation logic. The starting point of our paper has been Yang's proof [Yang 2001a,b], which is an early work on separation logic generally, and the first work on graphs in separation logic specifically. The starting point of distinction with our proof is that Yang doesn't use mathematical graphs as an explicit argument to the *graph* predicate, but rather relies on proxy abstractions, such as the spanning tree of the graph, and various subsets of nodes. These proxy abstractions aren't independent, and thus a significant formal overhead must be devoted to keeping them synchronized.

Considering his first proof too complex, Yang tackled Schorr-Waite algorithm again using *relational* separation logic [Yang 2007]. Relational logic establishes a contextual refinement between two programs; in the case of Schorr-Waite, a refinement with the obvious DFS implementation of graph marking. While relational reasoning is powerful and useful in its own right, it's clear that proving refinement between two programs is much more demanding than establishing a pre- and postcondition for a single program, as we do in this paper. Further optimization for the relational proof is given by Crespo and Kunz [2011], who show that Schorr-Waite is equivalent to DFS, and mechanize the proof in around 3000 lines in Coq.

Non-separation proofs of Schorr-Waite. Being a standard verification benchmark for graph algorithms, Schorr-Waite has been proved numerous times, using a variety of different approaches. These ranged from automated ones [Leino 2010; Loginov et al. 2006; Roever 1977; Suzuki 1976], to studies of the algorithm's mathematical properties [Abril 2003; Bornat 2000; Bubel 2007; Dershowitz 1980; Gries 1979; Griffiths 1979; Hubert and Marché 2005; Mehta and Nipkow 2003; Morris 1982; Topor 1979], to proofs based on program transformation [Broy and Pepper 1982; Crespo and Kunz 2011; Dufourd 2014; Gerhart 1979; Giorgino et al. 2010; Preteasa and Back 2012, 2010; Ward 1996]. The important difference from this work is that we explicitly wanted to support and utilize framing in our proof, as framing is the key feature of separation logic.

Graphs in separation logic, without PCMs. In the search for a *graph* predicate that enables decomposition, Bornat et al. [2004] define a partial graph as a recursive tree-shaped term, encoding the following strategy. Given some default traversal order, the first time a node is encountered, it's explicitly recorded in the term. Every later occurrence is recorded as a reference (i.e., pointer) to the first one. This enables that closed graphs can be encoded in a way that facilitates decomposition, but is dependent on the traversal order, which is problematic, as it prevents developing general libraries of lemmas about graphs. We used the PCM of partial graphs to remove the restriction to closed graphs, which also removes the traversal-order dependence.

Wang [2019] and Wang et al. [2019] parametrize their *graph* predicate with a closed mathematical graph, and express program invariant in terms of it. Because a closed graph doesn't necessarily decompose into closed sub-graphs, these invariants aren't considered under distribution. Thus, to prove that a state modification maintains the graph invariant, one typically must resort to reasoning about the whole graph. This global reasoning can be ameliorated by introducing additional logical connectives and rules, such as e.g., overlapping conjunction and ramified frame rules [Hobor and

Villard 2013]. In contrast, by relying on PCMs and morphisms, we were able to stay within standard separation logic over heaps.

Graphs in separation logic, with PCMs. Sergey et al. [2015a] and Nanevski [2016] parametrized their *graph* predicate by a heap (itself a PCM), that serves as a representation of a partial graph. Heaps obviously decompose under disjoint union. However, since the *graph* predicate includes the restriction that the implemented graph must be closed, the predicate itself doesn't distribute. This is worked around by introducing helper relations for when one graph is a sub-graph of another, which our formulation provides for free (e.g., γ_1 is a subgraph of γ iff $\gamma = \gamma_1 \bullet \gamma_2$). These works don't consider PCM morphisms or Schorr-Waite.

More recently, Krishna et al. [2020] and Meyer et al. [2023] introduced a theory of *flows*, as a framework to study the decomposition of graph properties. Flows evoke Yang's first proof, in that they serve as decomposition-supporting proxies for the specification of the graph. In contrast, we parametrize the reasoning by the whole graph, and compute proxies by morphisms, when needed. That said, flows are intended for automated reasoning, which we haven't considered.

Finally, Costa et al. [[n. d.]] define the PCM of *pregraphs*. A pregraph is like our partial graph, but it may contain incoming dangling edges, not just outgoing ones that sufficed for us. The paper proceeds to define a separation logic over pregraphs, much as separation logic over heaps is classically defined using local actions [Calcagno et al. 2007]. In contrast, we use a standard separation logic over heaps, where (partial) graphs are merely a secondary user-level PCM. Having heaps and graphs coexist is necessary for verifying pointer-based graph algorithms such as Schorr-Waite, but it requires PCM morphisms to mediate between heaps and graphs.

Graphs algebraically. Recent works in functional programming, theorem proving and category theory have proposed treating graphs algebraically [Liell-Cock and Schrijvers 2024; Master 2021, 2022; Mokhov 2017, 2022], though so far without application to separation logic. Most recently, Kidney and Wu [2025] share with us the representation of graphs as maps, which they further endow with the algebraic structure of rings, comprising distinct monoids for vertices and for edges. They also propose several different algebraic constructions along with the associated morphisms. Their application is in implementing graph algorithms as state-free coinductive programs in Agda and Haskell. In contrast, we use the algebra of graphs for specification and verification of programs, not for their implementation, as our programs in general, and our variant of Schorr-Waite in particular, are implemented in an imperative pointer-based language customary for separation logic. Our focus on separation logic also gives rise to somewhat different monoidal structures. In particular, as we need to relate graphs to pointers and framing, we focus on partiality and, correspondingly, use a monoid of graphs whose join operation is very different from the constructions considered in the above work.

8 Conclusion

The starting observations of our paper is that graphs form a PCM if one admits dangling edges, thus deriving partial graphs. PCM representation is essential to define how graphs compose, and gives rise to associated algebraic notions of distributivity and morphisms. Decomposition, distributivity and morphisms enable that: (1) mathematical graphs can be related to, and abstract, the low-level pointer manipulation of separation logic, and (2) reasoning about the whole graph can be reduced to reasoning about sub-graphs, and carried out abstractly, without manipulating pointers.

Specifically, using PCM morphisms (e.g., *erasure*, *sinks*, *nodes*, *map*, etc.) enabled us to reduce various proofs about the graph to proofs about sub-graphs. For example, the proof of POP in Fig. 12 uses distributivity of morphisms in most of the lines, to exploit that the graphs γ and γ' share the sub-graph $\gamma \setminus p_0$. Even when the graph properties aren't morphisms (e.g., *closed*, *reach*, etc.), they

benefit from morphisms. For example, while *closed* ($\gamma \setminus p_0$) doesn't follow from *closed* γ , the proof of case (b) in Fig. 12 exploits that *closed* is defined in terms of morphisms *sinks* and *nodes*, to exploit the facts about *nodes* ($\gamma \setminus p_0$) and *sinks* ($\gamma \setminus p_0$) that are given by the assumptions of the proof.

Utility of morphisms isn't limited to distributivity, as interaction between different morphisms is also of essence. For example, while the distributivity of *inset* and *restore* is used in Fig. 12, arguably an even more important application of *inset* and *restore* is in stating the key invariants of Schorr-Waite in Fig. 9, where they interact with the erasure morphism in the equations *inset* $\alpha \gamma = |\gamma|$ and *restore* $\alpha t \gamma = |\gamma_0|$.

We also introduced the higher-order combinator *map* and employed it to define *inset* and *restore*, where the function *if-mark* is mapped over the graph, but with two different arguments, to capture two different properties. Mapping the same function lets us prove general lemmas about *if-mark* once, and use them several times. For example, Lemma 5.1 is used to prove both equations (16) and (17) of Lemma 5.2, which are in turn both used in the proofs of POP in Section 6.2 and of PUSH in the appendix.

Finally, the whole development of this paper is mechanized in Hoare Type Theory [HTT]; Nanevski et al. [2006, 2010], an extension of Coq for reasoning in separation logic via types. The encoding of Schorr-Waite in the mechanization differs somewhat from the one shown here, in that it uses functional (i.e., non-mutable) variables, but this technicality has no bearing on the results.

9 Acknowledgments

We thank Anindya Banerjee for his numerous and helpful comments on the earlier drafts.

References

- Jean-Raymond Abrial. 2003. Event based sequential program development: application to constructing a pointer program. In *Formal Methods Europe (FME)*. 51–74. https://doi.org/10.1007/978-3-540-45236-2_5
- Richard Bornat. 2000. Proving pointer programs in Hoare logic. In *Mathematics of Program Construction (MPC)*. 102–126. https://doi.org/10.1007/10722010_8
- Richard Bornat, Cristiano Calcagno, and Peter O'Hearn. 2004. Local reasoning, separation and aliasing. In *Workshop on Semantics, Program Analysis and Computing Environments for Memory Management (SPACE)*. <http://www.cs.ucl.ac.uk/staff/p.ohearn/papers/separation-and-aliasing.pdf>
- Richard Bornat, Cristiano Calcagno, Peter O'Hearn, and Matthew Parkinson. 2005. Permission accounting in separation logic. In *Principles of Programming Languages (POPL)*. 259–270. <https://doi.org/10.1145/1040305.1040327>
- Manfred Broy and Peter Pepper. 1982. Combining algebraic and algorithmic reasoning: an approach to the Schorr-Waite algorithm. *ACM Trans. Program. Lang. Syst.* 4, 3 (1982), 362–381. <https://doi.org/10.1145/357172.357175>
- Richard Bubel. 2007. The Schorr-Waite-Algorithm. In *Verification of Object-Oriented Software: The KeY Approach*. 569–587. https://doi.org/10.1007/978-3-540-69061-0_15
- Cristiano Calcagno, Peter W. O'Hearn, and Hongseok Yang. 2007. Local action and abstract separation logic. In *Logic in Computer Science (LICS)*. 366–378. <https://doi.org/10.1109/LICS.2007.30>
- Diana Costa, James Brotherston, and David Pym. [n. d.]. *Graph decomposition and local reasoning*. Retrieved 2024 from <http://www0.cs.ucl.ac.uk/staff/D.Pym/pregraphs.pdf>
- Juan Manuel Crespo and César Kunz. 2011. A machine-checked framework for relational separation logic. In *Software Engineering and Formal Methods (SEFM)*. 122–137. https://doi.org/10.1007/978-3-642-24690-6_10
- Nachum Dershowitz. 1980. The Schorr-Waite marking algorithm revisited. *Inform. Process. Lett.* 11, 3 (1980), 141–143. [https://doi.org/10.1016/0020-0190\(80\)90130-1](https://doi.org/10.1016/0020-0190(80)90130-1)
- Thomas Dinsdale-Young, Lars Birkedal, Philippa Gardner, Matthew Parkinson, and Hongseok Yang. 2013. Views: compositional reasoning for concurrent programs. In *Principles of Programming Languages (POPL)*. 287–300. <https://doi.org/10.1145/2429069.2429104>
- Jean-François Dufourd. 2014. Pointer program derivation using Coq: graphs and Schorr-Waite algorithm. In *Formal Methods and Software Engineering (ICFEM)*. 139–154. https://doi.org/10.1007/978-3-319-11737-9_10
- František Farka, Aleksandar Nanevski, Anindya Banerjee, Germán Andrés Delbianco, and Ignacio Fábregas. 2021. On algebraic abstractions for concurrent separation logics. *Proc. ACM Program. Lang.* 5, POPL, Article 5 (2021). <https://doi.org/10.1145/3434286>

- Susan L. Gerhart. 1979. A derivation-oriented proof of the Schorr-Waite marking algorithm. In *Program Construction: International Summer School*. 472–492. <https://doi.org/10.1007/BFb0014678>
- Mathieu Giorgino, Martin Strecker, Ralph Matthes, and Marc Pantel. 2010. Verification of the Schorr-Waite algorithm - from trees to graphs. In *Logic-Based Program Synthesis and Transformation (LOPSTR)*. 67–83. https://doi.org/10.1007/978-3-642-20551-4_5
- David Gries. 1979. The Schorr-Waite graph marking algorithm. In *Program Construction: International Summer School*. 58–69. <https://doi.org/10.1007/BFb0014658>
- Michael Griffiths. 1979. Development of the Schorr-Waite algorithm. In *Program Construction: International Summer School*. 464–471. <https://doi.org/10.1007/BFb0014677>
- Hoare Type Theory (HTT) 2010. <https://github.com/imdea-software/htt>
- Aquinas Hobor and Jules Villard. 2013. The ramifications of sharing in data structures. In *Principles of Programming Languages (POPL)*. 523–536. <https://doi.org/10.1145/2429069.2429131>
- Thierry Hubert and Claude Marché. 2005. A case study of C source code verification: the Schorr-Waite algorithm. *Software Engineering and Formal Methods (SEFM)* (2005), 190–199. <https://doi.org/10.1109/SEFM.2005.1>
- Samin Ishtiaq and Peter W. O’Hearn. 2001. BI as an assertion language for mutable data structures. In *Principles of Programming Languages (POPL)*. 14–26. <https://doi.org/10.1145/360204.375719>
- Jonas Braband Jensen and Lars Birkedal. 2012. Fictional separation logic. In *European Symposium on Programming (ESOP)*. 377–396. https://doi.org/10.1007/978-3-642-28869-2_19
- Ralf Jung, David Swasey, Filip Sieczkowski, Kasper Svendsen, Aaron Turon, Lars Birkedal, and Derek Dreyer. 2015. Iris: monoids and invariants as an orthogonal basis for concurrent reasoning. In *Principles of Programming Languages (POPL)*. 637–650. <https://doi.org/10.1145/2676726.2676980>
- Donnacha Oisín Kidney and Nicolas Wu. 2025. Formalising graph algorithms with coinduction. 9, *POPL* (2025). <https://doi.org/10.1145/3704892>
- Siddharth Krishna, Alexander J. Summers, and Thomas Wies. 2020. Local reasoning for global graph properties. In *European Symposium on Programming (ESOP)*. 308–335. https://doi.org/10.1007/978-3-030-44914-8_12
- Neelakantan R. Krishnaswami, Aaron Turon, Derek Dreyer, and Deepak Garg. 2012. Superficially substructural types. In *International Conference on Functional Programming (ICFP)*. 41–54. <https://doi.org/10.1145/2364527.2364536>
- K. Rustan M. Leino. 2010. Dafny: an automatic program verifier for functional correctness. In *Logic for Programming, Artificial Intelligence, and Reasoning (LPAR)*. 348–370. https://doi.org/10.1007/978-3-642-17511-4_20
- Ruy Ley-Wild and Aleksandar Nanevski. 2013. Subjective auxiliary state for coarse-grained concurrency. In *Principles of Programming Languages (POPL)*. 561–574. <https://doi.org/10.1145/2429069.2429134>
- Jack Liell-Cock and Tom Schrijvers. 2024. Let a thousand flowers bloom: an algebraic representation for edge graphs. *The Art, Science, and Engineering of Programming* 8, 3 (2024). <https://doi.org/10.22152/programming-journal.org/2024/8/9>
- Alexey Loginov, Thomas W. Reps, and Mooly Sagiv. 2006. Automated verification of the Deutsch-Schorr-Waite tree-traversal algorithm. In *Static Analysis Symposium (SAS)*. 261–279. https://doi.org/10.1007/11823230_17
- Jade Master. 2021. The open algebraic path problem. <https://doi.org/10.48550/arXiv.2005.06682>
- Jade Master. 2022. How to compose shortest paths. <https://doi.org/10.48550/arXiv.2205.15306>
- Farhad Mehta and Tobias Nipkow. 2003. Proving pointer programs in higher-order logic. In *Conference on Automated Deduction (CADE)*. 121–135. https://doi.org/10.1007/978-3-540-45085-6_10
- Roland Meyer, Thomas Wies, and Sebastian Wolff. 2023. Make flows small again: revisiting the flow framework. In *Tools and Algorithms for the Construction and Analysis of Systems (TACAS)*. 628–646. https://doi.org/10.1007/978-3-031-30823-9_32
- Andrey Mokhov. 2017. Algebraic graphs with class (functional pearl). In *International Symposium on Haskell*. 2–13. <https://doi.org/10.1145/3122955.3122956>
- Andrey Mokhov. 2022. United monoids: finding simplicial sets and labelled algebraic graphs in trees. *The Art, Science, and Engineering of Programming* 6, 3 (2022). <https://doi.org/10.22152/programming-journal.org/2022/6/12>
- Joseph M. Morris. 1982. A proof of the Schorr-Waite algorithm. In *Theoretical Foundations of Programming Methodology: Lecture Notes of an International Summer School*. 43–51. https://doi.org/10.1007/978-94-009-7893-5_5
- Aleksandar Nanevski. 2016. Separation logic and concurrency. Lecture notes for the Oregon Programming Languages Summer School (OPLSS). <https://www.cs.uoregon.edu/research/summerschool/summer16/curriculum.php>
- Aleksandar Nanevski, Anindya Banerjee, Germán Andrés Delbianco, and Ignacio Fábregas. 2019. Specifying concurrent programs in separation logic: morphisms and simulations. *Proc. ACM Program. Lang.* 3, OOPSLA, Article 161 (2019). <https://doi.org/10.1145/3360587>
- Aleksandar Nanevski, Greg Morrisett, and Lars Birkedal. 2006. Polymorphism and separation in Hoare Type Theory. In *International Conference on Functional Programming (ICFP)*. 62–73. <https://doi.org/10.1145/1159803.1159812>
- Aleksandar Nanevski, Viktor Vafeiadis, and Josh Berdine. 2010. Structuring the verification of heap-manipulating programs. In *Principles of Programming Languages (POPL)*. 261–274. <https://doi.org/10.1145/1706299.1706331>

- Peter W. O’Hearn, John C. Reynolds, and Hongseok Yang. 2001. Local reasoning about programs that alter data structures. In *Computer Science Logic (CSL)*. 1–19. https://doi.org/10.1007/3-540-44802-0_1
- Viorel Preoteasa and Ralph-Johan Back. 2012. Invariant diagrams with data refinement. *Formal Aspects Comput.* 24, 1 (2012), 67–95. <https://doi.org/10.1007/S00165-011-0195-2>
- Viorel Preoteasa and Ralph-Johan Back. 2010. Verification of the Deutsch-Schorr-Waite graph marking algorithm using data refinement. *Arch. Formal Proofs* (2010). https://www.isa-afp.org/browser_info/current/AFP/GraphMarkingIBP/document.pdf
- John C. Reynolds. 2002. Separation logic: a logic for shared mutable data structures. In *Logic in Computer Science (LICS)*. 55–74. <https://doi.org/10.1109/LICS.2002.1029817>
- Willem-Paul Roever. 1977. On backtracking and greatest fixpoints. In *International Colloquium on Automata, Languages and Programming (ICALP)*. 412–429. https://doi.org/10.1007/3-540-08342-1_32
- Herbert Schorr and William M Waite. 1967. An efficient machine-independent procedure for garbage collection in various list structures. *Commun. ACM* 10, 8 (1967), 501–506. <https://doi.org/10.1145/363534.363554>
- Ilya Sergey, Aleksandar Nanevski, and Anindya Banerjee. 2015a. Mechanized verification of fine-grained concurrent programs. In *Programming Language Design and Implementation (PLDI)*. 77–87. <https://doi.org/10.1145/2737924.2737964>
- Ilya Sergey, Aleksandar Nanevski, and Anindya Banerjee. 2015b. Specifying and verifying concurrent algorithms with histories and subjectivity. In *European Symposium on Programming (ESOP)*. 333–358. https://doi.org/10.1007/978-3-662-46669-8_14
- Norihsa Suzuki. 1976. *Automatic verification of programs with complex data structures*. Ph.D. Dissertation. Stanford University.
- Rodney W. Topor. 1979. The correctness of the Schorr-Waite list marking algorithm. *Acta Informatica* 11 (1979), 211–221. <https://doi.org/10.1007/BF00289067>
- Aaron Turon, Viktor Vafeiadis, and Derek Dreyer. 2014. GPS: navigating weak memory with ghosts, protocols, and separation. In *Object Oriented Programming, Systems, Languages, and Applications (OOPSLA)*. 691–707. <https://doi.org/10.1145/2660193.2660243>
- Shengyi Wang. 2019. *Mechanized verification of graph-manipulating programs*. Ph.D. Dissertation. School of Computing, National University of Singapore. <https://scholarbank.nus.edu.sg/handle/10635/166280>
- Shengyi Wang, Qinxiang Cao, Anshuman Mohan, and Aquinas Hobor. 2019. Certifying graph-manipulating C programs via localizations within data structures. *Proc. ACM Program. Lang.* 3, OOPSLA, Article 171 (2019). <https://doi.org/10.1145/3360597>
- Martin Ward. 1996. Derivation of data intensive algorithms by formal transformation: the Schorr-Waite graph marking algorithm. *IEEE Trans. Softw. Eng.* 22, 9 (1996), 665–686. <https://doi.org/10.1109/32.541437>
- Hongseok Yang. 2001a. An example of local reasoning in BI pointer logic: the Schorr-Waite graph marking algorithm. In *Workshop on Semantics, Program Analysis and Computing Environments for Memory Management (SPACE)*. <https://citeseerx.ist.psu.edu/document?repid=rep1&type=pdf&doi=d93456b70d4ec3569c29409c73aabb0fdb6ed49>
- Hongseok Yang. 2001b. *Local reasoning for stateful programs*. Ph.D. Dissertation. University of Illinois at Urbana-Champaign. https://drive.google.com/open?id=1gFdENbez-p6tCksvz2NgdU7y_aV0zHLW
- Hongseok Yang. 2007. Relational separation logic. *Theor. Comput. Sci.* 375 (2007), 308–334. <https://doi.org/10.1016/j.tcs.2006.12.036>

A Proof outline for the length-calculating program

```

{list  $\alpha_0$  (i, null)}
n := 0;
{list  $\alpha_0$  (i, null)  $\wedge$  n = 0}
j := i;
{i = j  $\wedge$  list  $\alpha_0$  (i, null)  $\wedge$  n = 0}
{list [] (i, j) * list  $\alpha_0$  (j, null)  $\wedge$  n = #[]  $\wedge$   $\alpha_0$  = [] •  $\alpha_0$ }
{ $\exists \alpha \beta$ . list  $\alpha$  (i, j) * list  $\beta$  (j, null)  $\wedge$  n = # $\alpha$   $\wedge$   $\alpha_0$  =  $\alpha$  •  $\beta$ }
while j  $\neq$  null do
  { $\exists \alpha \beta$ . list  $\alpha$  (i, j) * list  $\beta$  (j, null)  $\wedge$  n = # $\alpha$   $\wedge$   $\alpha_0$  =  $\alpha$  •  $\beta$   $\wedge$  j  $\neq$  null}
  { $\exists \alpha b \beta'$ . list  $\alpha$  (i, j) * list (b •  $\beta'$ ) (j, null)  $\wedge$  n = # $\alpha$   $\wedge$   $\alpha_0$  =  $\alpha$  • (b •  $\beta'$ )}
  { $\exists \alpha b \beta' k$ . list  $\alpha$  (i, j) * j  $\Rightarrow$  b, k * list  $\beta'$  (k, null)  $\wedge$  n = # $\alpha$   $\wedge$   $\alpha_0$  =  $\alpha$  • (b •  $\beta'$ )}
  j := j.next;
  { $\exists \alpha b \beta' j'$ . list  $\alpha$  (i, j') * j'  $\Rightarrow$  b, j * list  $\beta'$  (j, null)  $\wedge$  n = # $\alpha$   $\wedge$   $\alpha_0$  =  $\alpha$  • (b •  $\beta'$ )}
  { $\exists \alpha b \beta'$ . list ( $\alpha$  • b) (i, j) * list  $\beta'$  (j, null)  $\wedge$  n = # $\alpha$   $\wedge$   $\alpha_0$  = ( $\alpha$  • b) •  $\beta'$ }
  n := n + 1;
  { $\exists \alpha b \beta'$ . list ( $\alpha$  • b) (i, j) * list  $\beta'$  (j, null)  $\wedge$  n = # $\alpha$  + 1  $\wedge$   $\alpha_0$  = ( $\alpha$  • b) •  $\beta'$ }
  { $\exists \alpha b \beta'$ . list ( $\alpha$  • b) (i, j) * list  $\beta'$  (j, null)  $\wedge$  n = #( $\alpha$  • b)  $\wedge$   $\alpha_0$  = ( $\alpha$  • b) •  $\beta'$ }
  { $\exists \alpha' \beta'$ . list  $\alpha'$  (i, j) * list  $\beta'$  (j, null)  $\wedge$  n = # $\alpha'$   $\wedge$   $\alpha_0$  =  $\alpha'$  •  $\beta'$ }
end while
{ $\exists \alpha' \beta'$ . list  $\alpha'$  (i, j) * list  $\beta'$  (j, null)  $\wedge$  n = # $\alpha'$   $\wedge$   $\alpha_0$  =  $\alpha'$  •  $\beta'$   $\wedge$  j = null}
{ $\exists \alpha' \beta'$ . list  $\alpha'$  (i, j) * list  $\beta'$  (j, null)  $\wedge$  n = # $\alpha'$   $\wedge$   $\alpha_0$  =  $\alpha'$  •  $\beta'$   $\wedge$  j = null  $\wedge$   $\beta'$  = []}
{ $\exists \alpha'$ . list  $\alpha'$  (i, null) * list [] (null, null)  $\wedge$  n = # $\alpha'$   $\wedge$   $\alpha_0$  =  $\alpha'$ }
{list  $\alpha_0$  (i, null) * emp  $\wedge$  n = # $\alpha_0$ }
{list  $\alpha_0$  (i, null)  $\wedge$  n = # $\alpha_0$ }

```

B Proof outline for computing if t is marked (or null)

```

{ $\exists \gamma$ . graph  $\gamma$   $\wedge$  inv  $\gamma_0$   $\gamma$  t p}
{graph  $\gamma$   $\wedge$  inv  $\gamma_0$   $\gamma$  t p}
if t = null then
  {graph  $\gamma$   $\wedge$  inv  $\gamma_0$   $\gamma$  t p  $\wedge$  t = null}
  tm := true
  {graph  $\gamma$   $\wedge$  inv  $\gamma_0$   $\gamma$  t p  $\wedge$  t = null  $\wedge$  tm = true}
  {graph  $\gamma$   $\wedge$  inv  $\gamma_0$   $\gamma$  t p  $\wedge$  tm = (t = null)}
else
  {graph  $\gamma$   $\wedge$  inv  $\gamma_0$   $\gamma$  t p  $\wedge$  t  $\neq$  null}
  { $\exists m$ . t  $\Rightarrow$  m, -, - * graph  $\gamma \setminus t$   $\wedge$  inv  $\gamma_0$   $\gamma$  t p}
  tmp := t.m;

```

```

 $\{\exists m. t \Rightarrow m, -, - * \text{graph } \gamma \setminus t \wedge \text{inv } \gamma_0 \gamma t p \wedge \text{tmp} = m\}$ 
 $tm := (tmp \neq O)$ 
 $\{\exists m. t \Rightarrow m, -, - * \text{graph } \gamma \setminus t \wedge \text{inv } \gamma_0 \gamma t p \wedge \text{tmp} = m \wedge tm = (tmp \neq O)\}$ 
 $\{\exists m. t \Rightarrow m, -, - * \text{graph } \gamma \setminus t \wedge \text{inv } \gamma_0 \gamma t p \wedge tm = (m \neq O)\}$ 
 $\{\text{graph } \gamma \wedge \text{inv } \gamma_0 \gamma t p \wedge tm = (t.m \neq O)\}$ 
 $\{\text{graph } \gamma \wedge \text{inv } \gamma_0 \gamma t p \wedge tm = (t \in \text{nodes } \gamma /_{L,R,X})\}$ 
end if
 $\{\text{graph } \gamma \wedge \text{inv } \gamma_0 \gamma t p \wedge tm = (t = \text{null} \vee t \in \text{nodes } \gamma /_{L,R,X})\}$ 
 $\{\text{graph } \gamma \wedge \text{inv } \gamma_0 \gamma t p \wedge tm = (t \in \text{marked}_0 \gamma)\}$ 
 $\{\exists \gamma. \text{graph } \gamma \wedge \text{inv } \gamma_0 \gamma t p \wedge tm = (t \in \text{marked}_0 \gamma)\}$ 

```

C Proof for SWING

The pre- and postcondition for SWING derive from lines 18 and 20 of Fig. 10.

$$\begin{aligned}
 & \{\exists \gamma. \text{graph } \gamma \wedge \text{inv } \gamma_0 \gamma t p \wedge t \in \text{marked}_0 \gamma \wedge \gamma_{\text{val}} p = L\} \\
 & \quad \text{SWING} \\
 & \{\exists \gamma'. \text{graph } \gamma' \wedge \text{inv } \gamma_0 \gamma' t p\}
 \end{aligned} \tag{25}$$

The precondition says that the heap implements a well-formed graph γ , that satisfies the invariant. Additionally, t is marked or null and p is marked L . The postcondition asserts that the heap represents a new graph γ' that satisfies the invariant for the updated values of t and p .

1. $\{\exists \gamma. \text{graph } \gamma \wedge \text{inv } \gamma_0 \gamma t p \wedge t \in \text{marked}_0 \gamma \wedge \gamma_{\text{val}} p = L\}$
2. $\{\text{graph } \gamma \wedge t = t_0 \wedge p = p_0$
 $\wedge \text{inv } \gamma_0 \gamma t_0 p_0 \wedge t_0 \in \text{marked}_0 \gamma \wedge \gamma p_0 = (L, [p_l, p_r])\}$
3. $\{\text{graph } (p_0 \mapsto (L, [p_l, p_r]) \bullet \gamma \setminus p_0) \wedge t = t_0 \wedge p = p_0\}$
4. $\{(p_0 \Rightarrow L, p_l, p_r \wedge t = t_0 \wedge p = p_0) * \text{graph } \gamma \setminus p_0\}$
5. $\{p_0 \Rightarrow L, p_l, p_r \wedge t = t_0 \wedge p = p_0\}$
 $\text{tmp}_1 := p.r; \text{tmp}_2 := p.l; p.r := \text{tmp}_2; p.l := t; p.m := R; t := \text{tmp}_1;$
6. $\{p_0 \Rightarrow R, t_0, p_l \wedge t = p_r \wedge p = p_0\}$
7. $\{(p_0 \Rightarrow R, t_0, p_l \wedge t = p_r \wedge p = p_0) * \text{graph } \gamma \setminus p_0\}$
8. $\{\text{graph } (p_0 \mapsto (R, [t_0, p_l]) \bullet \gamma \setminus p_0) \wedge t = p_r \wedge p = p_0\}$
9. $\{\text{graph } (p_0 \mapsto (R, [t_0, p_l]) \bullet \gamma \setminus p_0) \wedge t = p_r \wedge p = p_0$
 $\wedge \text{inv } \gamma_0 \gamma t_0 p_0 \wedge t_0 \in \text{marked}_0 \gamma \wedge \gamma p_0 = (L, [p_l, p_r])\}$
10. $\{\exists \gamma'. \text{graph } \gamma' \wedge \text{inv } \gamma_0 \gamma' t p\}$

Line 9 implies line 10. As for the case of POP, this step involves reformulating it as an implication, where initial and final values of the graph, stack and nodes t and p are made explicit.

$$\gamma = p_0 \mapsto (L, [p_l, p_r]) \bullet \gamma \setminus p_0 \wedge \quad (26)$$

$$\text{inv}' \gamma_0 \gamma \alpha t_0 p_0 \wedge \quad (27)$$

$$t_0 \in \text{marked}_0 \gamma \implies \quad (28)$$

$$\exists \gamma'. \gamma' = p_0 \mapsto (R, [t_0, p_l]) \bullet \gamma \setminus p_0 \wedge \quad (29)$$

$$\text{inv}' \gamma_0 \gamma' \alpha p_r p_0 \quad (30)$$

SWING differs from the other two operations in that the stack remains unaltered. Furthermore, because we know $p_0 \neq \text{null}$, $\text{uniq}(\text{null} \bullet \alpha)$ and $p_0 = \text{last}(\text{null} \bullet \alpha)$ it follows that $\alpha = \alpha' \bullet p_0$ for some sequence α' . The invariant (a) $p_r \in \text{nodes}_0 \gamma'$ follows from (26) and (27) as we know that $p_r \in \text{sinks} \gamma$, $\text{closed} \gamma$ and $\text{nodes}_0 \gamma = \text{nodes}_0 \gamma'$.

$(b) \text{sinks} \gamma' =$	Def. of γ'
$= \text{sinks} (p_0 \mapsto (R, [t_0, p_l]) \bullet \gamma \setminus p_0)$	Lem. 3.1 (6) (distrib.)
$= \text{sinks} (p_0 \mapsto (R, [t_0, p_l])) \cup \text{sinks} (\gamma \setminus p_0)$	Def. of sinks (11)
$= \{t_0, p_l\} \cup \text{sinks} (\gamma \setminus p_0)$	Set inclusion
$\subseteq \{t_0, p_l, p_r\} \cup \text{sinks} (\gamma \setminus p_0)$	Assump. (27) & (28)
$\subseteq \text{nodes}_0 \gamma$	Def. of nodes
$= \text{nodes}_0 \gamma'$	

$(c) \text{nodes} \gamma' /_{L,R} =$	Def. of γ'
$= \text{nodes} (p_0 \mapsto (R, [t_0, p_l]) \bullet \gamma \setminus p_0) /_{L,R}$	Lem. 3.1 (1) (distrib.)
$= \text{nodes} (p_0 \mapsto (R, [t_0, p_l])) /_{L,R} \cup \text{nodes} (\gamma \setminus p_0) /_{L,R}$	Def. of filter (10)
$= \text{nodes} (p_0 \mapsto (R, [t_0, p_l])) \cup \text{nodes} (\gamma \setminus p_0) /_{L,R}$	Def. of nodes
$= \{p_0\} \cup \text{nodes} (\gamma \setminus p_0) /_{L,R}$	Def. of nodes
$= \text{nodes} (p_0 \mapsto (L, [p_l, p_r])) \cup \text{nodes} (\gamma \setminus p_0) /_{L,R}$	Def. of filter (10)
$= \text{nodes} (p_0 \mapsto (L, [p_l, p_r])) /_{L,R} \cup \text{nodes} (\gamma \setminus p_0) /_{L,R}$	Lem. 3.1 (1) (distrib.)
$= \text{nodes} (p_0 \mapsto (L, [p_l, p_r]) \bullet \gamma \setminus p_0) /_{L,R}$	Assump. (27)
$= \alpha$	

$(d) \text{inset} \alpha \gamma' =$	Def. of γ'
$= \text{inset} \alpha (p_0 \mapsto (R, [t_0, p_l]) \bullet \gamma \setminus p_0)$	Lem. 3.1 (5) (distrib.)
$= \text{inset} \alpha (p_0 \mapsto (R, [t_0, p_l])) \bullet \text{inset} \alpha \gamma \setminus p_0$	Def. of inset (14)
$= p_0 \mapsto [t_0, \text{prev}(\text{null} \bullet \alpha) p_0] \bullet \text{inset} \alpha \gamma \setminus p_0$	Assump. (27)
$= p_0 \mapsto [t_0, p_l] \bullet \gamma \setminus p_0 $	Def. of erasure (8)
$= p_0 \mapsto (R, [t_0, p_l]) \bullet \gamma \setminus p_0 $	Lem. 3.1 (4) (distrib.)
$= p_0 \mapsto (R, [t_0, p_l]) \bullet \gamma \setminus p_0 $	Def. of γ'
$= \gamma' $	

$(e) \text{restore} \alpha p_r \gamma' =$	Def. of γ'
$= \text{restore} \alpha p_r (p_0 \mapsto (R, [t_0, p_l]) \bullet \gamma \setminus p_0)$	Lem. 3.1 (5) (distrib.)

$$\begin{aligned}
&= \text{restore } \alpha \ p_r \ (p_0 \mapsto (R, [t_0, p_l])) \bullet \text{restore } \alpha \ p_r \ \gamma \setminus p_0 && \text{Def. of } \text{restore} \ (15) \\
&= p_0 \mapsto [t_0, \text{next}(\alpha \bullet p_r) \ p_0] \bullet \text{restore } \alpha \ p_r \ \gamma \setminus p_0 && \text{Assump. (27)} \\
&= p_0 \mapsto [t_0, p_r] \bullet \text{restore } \alpha \ p_r \ \gamma \setminus p_0 && \text{Lem. 17} \\
&= p_0 \mapsto [t_0, p_r] \bullet \text{restore } \alpha \ t_0 \ \gamma \setminus p_0 && \text{Def. of } \text{restore} \ (15) \\
&= \text{restore } \alpha \ t_0 \ (p_0 \mapsto (L, [p_l, p_r])) \bullet \text{restore } \alpha \ t_0 \ \gamma \setminus p_0 && \text{Lem. 3.1 (5) (distrib.)} \\
&= \text{restore } \alpha \ t_0 \ (p_0 \mapsto (L, [p_l, p_r])) \bullet \gamma \setminus p_0 && \text{Def. of } \gamma \\
&= \text{restore } \alpha \ t_0 \ \gamma && \text{Assump. (27)} \\
&= |\gamma_0|
\end{aligned}$$

$$\begin{aligned}
(f) \ \text{nodes } \gamma' / O &= && \text{Def. of } \gamma' \\
&= \text{nodes } (p_0 \mapsto (R, [t_0, p_l])) \bullet \gamma \setminus p_0 / O && \text{Lem. 3.1 (3) (distrib.)} \\
&= \text{nodes } ((p_0 \mapsto (R, [t_0, p_l])) / O) \bullet (\gamma \setminus p_0) / O && \text{Lem. 3.1 (1) (distrib.)} \\
&= \text{nodes } (p_0 \mapsto (R, [t_0, p_l])) / O \cup \text{nodes } (\gamma \setminus p_0) / O && \text{Def. of } \text{filter} \ (10) \\
&= \text{nodes } e \cup \text{nodes } (\gamma \setminus p_0) / O && \text{Def. of } \text{filter} \ (10) \\
&= \text{nodes } (p_0 \mapsto (L, [p_l, p_r])) / O \cup \text{nodes } (\gamma \setminus p_0) / O && \text{Lem. 3.1 (1) (distrib.)} \\
&= \text{nodes } ((p_0 \mapsto (L, [p_l, p_r])) / O) \bullet (\gamma \setminus p_0) / O && \text{Lem. 3.1 (3) (distrib.)} \\
&= \text{nodes } (p_0 \mapsto (L, [p_l, p_r])) \bullet \gamma \setminus p_0 / O && \text{Def. of } \gamma \\
&= \text{nodes } \gamma / O && \text{Assump. (27)} \\
&\subseteq \bigcup_{\alpha' \cdot p_0} (\text{reach } \gamma / O \circ \gamma_r) \cup \text{reach } \gamma / O \ t_0 && t_0 \notin \text{nodes } \gamma / O \\
&= \bigcup_{\alpha' \cdot p_0} (\text{reach } \gamma / O \circ \gamma_r) && \text{Comm. \& Assoc. of } \cup \\
&= \bigcup_{\alpha'} (\text{reach } \gamma / O \circ \gamma_r) \cup \text{reach } \gamma / O \ p_r && \gamma / O = \gamma' / O \\
&= \bigcup_{\alpha'} (\text{reach } \gamma' / O \circ \gamma_r) \cup \text{reach } \gamma' / O \ p_r && \gamma_r = \gamma'_r \text{ on } \alpha' \\
&= \bigcup_{\alpha'} (\text{reach } \gamma' / O \circ \gamma'_r) \cup \text{reach } \gamma' / O \ p_r && \gamma'_r \ p_0 \notin \text{nodes } \gamma' / O \\
&= \bigcup_{\alpha' \cdot p_0} (\text{reach } \gamma' / O \circ \gamma'_r) \cup \text{reach } \gamma' / O \ p_r
\end{aligned}$$

D Proof for PUSH

The pre- and postcondition for PUSH derive from lines 23 and 25 of Fig. 10.

$$\begin{aligned}
&\{\exists \gamma. \text{graph } \gamma \wedge \text{inv } \gamma_0 \ \gamma \ t \ p \wedge t \notin \text{marked}_0 \ \gamma\} \\
&\quad \text{PUSH} \\
&\{\exists \gamma'. \text{graph } \gamma' \wedge \text{inv } \gamma_0 \ \gamma' \ t \ p\}
\end{aligned} \tag{31}$$

The precondition says that the heap implements a well-formed graph γ , that satisfies the invariant and t is an unmarked node different from null. The postcondition asserts that the heap represents a new graph γ' that satisfies the invariant for the updated values of t and p .

1. $\{\exists \gamma. \text{graph } \gamma \wedge \text{inv } \gamma_0 \ \gamma \ t \ p \wedge t \notin \text{marked}_0 \ \gamma\}$
2. $\{\text{graph } \gamma \wedge t = t_0 \wedge p = p_0$
 $\wedge \text{inv } \gamma_0 \ \gamma \ t_0 \ p_0 \wedge \gamma \ t_0 = (O, [t_l, t_r])\}$

3. $\{\mathit{graph}(t_0 \mapsto (O, [t_l, t_r]) \bullet \gamma \setminus t_0) \wedge t = t_0 \wedge p = p_0\}$
4. $\{(t_0 \Rightarrow O, t_l, t_r \wedge t = t_0 \wedge p = p_0) * \mathit{graph} \gamma \setminus t_0\}$
5. $\{t_0 \Rightarrow O, t_l, t_r \wedge t = t_0 \wedge p = p_0\}$
 $\mathit{tmp} := t.l; t.l := p; t.m := L; p := t; t := \mathit{tmp};$
6. $\{t_0 \Rightarrow L, p_0, t_r \wedge t = t_l \wedge p = t_0\}$
7. $\{(t_0 \Rightarrow L, p_0, t_r \wedge t = t_l \wedge p = t_0) * \mathit{graph} \gamma \setminus t_0\}$
8. $\{\mathit{graph}(t_0 \mapsto (L, [p_0, t_r]) \bullet \gamma \setminus t_0) \wedge t = t_l \wedge p = t_0\}$
9. $\{\mathit{graph}(t_0 \mapsto (L, [p_0, t_r]) \bullet \gamma \setminus t_0) \wedge t = t_l \wedge p = t_0$
 $\wedge \mathit{inv} \gamma_0 \gamma t_0 p_0 \wedge \gamma t_0 = (O, [t_l, t_r])\}$
10. $\{\exists \gamma'. \mathit{graph} \gamma' \wedge \mathit{inv} \gamma_0 \gamma' t p\}$

Line 9 implies line 10. Proving this last step corresponds to proving the following implication.

$$\gamma = t_0 \mapsto (O, [t_l, t_r]) \bullet \gamma \setminus t_0 \wedge \quad (32)$$

$$\mathit{inv}' \gamma_0 \gamma \alpha t_0 p_0 \implies \quad (33)$$

$$\exists \gamma'. \gamma' = t_0 \mapsto (L, [p_0, t_r]) \bullet \gamma \setminus t_0 \wedge \quad (34)$$

$$\mathit{inv}' \gamma_0 \gamma' (\alpha \bullet t_0) t_l t_0 \quad (35)$$

Proving invariant (a) requires showing that (32) and (33) imply $\mathit{uniq}(\mathit{null} \bullet \alpha \bullet t_0)$, $t_0 = \mathit{last}(\mathit{null} \bullet \alpha \bullet t_0)$ and $t_l \in \mathit{nodes}_0 \gamma'$. From $\gamma_m t_0 = O$ and $\mathit{nodes} \gamma /_{L,R} = \alpha$ it follows $\mathit{uniq}(\mathit{null} \bullet \alpha \bullet t_0)$. By 32 it follows $t_l \in \mathit{sinks} \gamma$. Then $\mathit{closed} \gamma$ implies that $t_l \in \mathit{nodes}_0 \gamma$. And finally $\mathit{nodes}_0 \gamma = \mathit{nodes}_0 \gamma'$ so $t_l \in \mathit{nodes}_0 \gamma'$.

$(b) \mathit{sinks} \gamma' =$	Def. of γ'
$= \mathit{sinks}(t_0 \mapsto (L, [p_0, t_r]) \bullet \gamma \setminus t_0)$	Lem. 3.1 (6) (distrib.)
$= \mathit{sinks}(t_0 \mapsto (L, [p_0, t_r])) \cup \mathit{sinks}(\gamma \setminus t_0)$	Def. of sinks (11)
$= \{p_0, t_r\} \cup \mathit{sinks}(\gamma \setminus t_0)$	Set inclusion
$\subseteq \{p_0, t_l, t_r\} \cup \mathit{sinks}(\gamma \setminus t_0)$	Assump. (33)
$\subseteq \mathit{nodes}_0 \gamma$	Def. of nodes
$= \mathit{nodes}_0 \gamma'$	
$(c) \mathit{nodes} \gamma' /_{L,R} =$	Def. of γ'
$= \mathit{nodes}(t_0 \mapsto (L, [p_0, t_r]) \bullet \gamma \setminus t_0) /_{L,R}$	Lem. 3.1 (3) (distrib.)
$= \mathit{nodes}((t_0 \mapsto (L, [p_0, t_r])) /_{L,R} \bullet (\gamma \setminus t_0) /_{L,R})$	Def. of filter (10)
$= \mathit{nodes}(t_0 \mapsto (L, [p_0, t_r]) \bullet (\gamma \setminus t_0) /_{L,R})$	Lem. 3.1 (1) (distrib.)
$= \mathit{nodes}(t_0 \mapsto (L, [p_0, t_r])) \cup \mathit{nodes}(\gamma \setminus t_0) /_{L,R}$	Def. of nodes
$= \{t_0\} \cup \mathit{nodes}(\gamma \setminus t_0) /_{L,R}$	Def. of filter (10)
$= \{t_0\} \cup \mathit{nodes}(t_0 \mapsto (O, [t_l, t_r]) \bullet \gamma \setminus t_0) /_{L,R}$	Def. of γ
$= \{t_0\} \cup \mathit{nodes} \gamma /_{L,R}$	Assump. (33)
$= \{t_0\} \cup \alpha$	Set equality
$= (\alpha \bullet t_0)$	

$$\begin{aligned}
(d) \text{ inset } (\alpha \bullet t_0) \gamma' &= && \text{Def. of } \gamma' \\
&= \text{inset } (\alpha \bullet t_0) (t_0 \mapsto (L, [p_0, t_r]) \bullet \gamma \setminus t_0) && \text{Lem. 3.1 (5) (distrib.)} \\
&= \text{inset } (\alpha \bullet t_0) (t_0 \mapsto (L, [p_0, t_r])) \bullet \text{inset } (\alpha \bullet t_0) \gamma \setminus t_0 && \text{Def. of inset (14)} \\
&= t_0 \mapsto [\text{prev} (\text{null} \bullet \alpha \bullet t_0) t_0, t_r] \bullet \text{inset } (\alpha \bullet t_0) \gamma \setminus t_0 && \text{Assump. (33)} \\
&= t_0 \mapsto [p_0, t_r] \bullet \text{inset } (\alpha \bullet t_0) \gamma \setminus t_0 && \text{Lem. 16} \\
&= t_0 \mapsto [p_0, t_r] \bullet \text{inset } \alpha \gamma \setminus t_0 && \text{Def. of erasure (8)} \\
&= |t_0 \mapsto (L, [p_0, t_r])| \bullet |\gamma \setminus t_0| && \text{Lem. 3.1 (4) (distrib.)} \\
&= |t_0 \mapsto (L, [p_0, t_r]) \bullet \gamma \setminus t_0| && \text{Def. of } \gamma' \\
&= |\gamma'|
\end{aligned}$$

$$\begin{aligned}
(e) \text{ restore } (\alpha \bullet t_0) t_l \gamma' &= && \text{Def. of } \gamma' \\
&= \text{restore } (\alpha \bullet t_0) t_l (t_0 \mapsto (L, [p_0, t_r]) \bullet \gamma \setminus t_0) && \text{Lem. 3.1 (5) (distrib.)} \\
&= \text{restore } (\alpha \bullet t_0) t_l (t_0 \mapsto (L, [p_0, t_r])) && \\
&\quad \bullet \text{restore } (\alpha \bullet t_0) t_l \gamma \setminus t_0 && \text{Def. of restore (15)} \\
&= t_0 \mapsto [\text{next } (\alpha \bullet t_0 \bullet t_l) t_0, t_r] \bullet \text{restore } (\alpha \bullet t_0) t_l \gamma \setminus t_0 && \text{Assump. (33)} \\
&= t_0 \mapsto [t_l, t_r] \bullet \text{restore } (\alpha \bullet t_0) t_l \gamma \setminus t_0 && \text{Lem. 17} \\
&= t_0 \mapsto [t_l, t_r] \bullet \text{restore } \alpha t_0 \gamma \setminus t_0 && \text{Def. of restore (15)} \\
&= \text{restore } \alpha t_0 (t_0 \mapsto (O, [t_l, t_r])) && \\
&\quad \bullet \text{restore } \alpha t_0 \gamma \setminus t_0 && \text{Lem. 3.1 (5) (distrib.)} \\
&= \text{restore } \alpha t_0 (t_0 \mapsto (O, [t_l, t_r]) \bullet \gamma \setminus t_0) && \text{Def. of } \gamma \\
&= \text{restore } \alpha t_0 \gamma && \text{Assump. (33)} \\
&= |\gamma_0|
\end{aligned}$$

$$\begin{aligned}
(f) \text{ nodes } \gamma' / O &= && \text{Def. of } \gamma' \\
&= \text{nodes } (t_0 \mapsto (L, [p_0, t_r]) \bullet \gamma \setminus t_0) / O && \text{Lem. 3.1 (3) (distrib.)} \\
&= \text{nodes } ((t_0 \mapsto (L, [p_0, t_r])) / O \bullet (\gamma \setminus t_0) / O) && \text{Lem. 3.1 (1) (distrib.)} \\
&= \text{nodes } (t_0 \mapsto (L, [p_0, t_r])) / O \cup \text{nodes } (\gamma \setminus t_0) / O && \text{Def. of filter (10)} \\
&= \text{nodes } e \cup \text{nodes } (\gamma \setminus t_0) / O && \text{Def. of nodes} \\
&= \text{nodes } (\gamma \setminus t_0) / O && \text{Set difference} \\
&= (\{t_0\} \cup \text{nodes } (\gamma \setminus t_0) / O) \setminus t_0 && \text{Def. of nodes} \\
&= (\text{nodes } (t_0 \mapsto (O, [t_l, t_r])) \cup \text{nodes } (\gamma \setminus t_0) / O) \setminus t_0 && \text{Def. of filter (10)} \\
&= (\text{nodes } (t_0 \mapsto (O, [t_l, t_r])) / O \cup \text{nodes } (\gamma \setminus t_0) / O) \setminus t_0 && \text{Lem. 3.1 (1) (distrib.)} \\
&= (\text{nodes } (t_0 \mapsto (O, [t_l, t_r]) \bullet \gamma \setminus t_0) / O) \setminus t_0 && \text{Def. of } \gamma \\
&= (\text{nodes } \gamma / O) \setminus t_0 && \text{Assump. (33)} \\
&\subseteq (\bigcup_{\alpha} (\text{reach } \gamma / O \circ \gamma_r) \cup \text{reach } \gamma / O t_0) \setminus t_0 && \text{Lem. 3.4 (2) \& 3.4 (3)} \\
&= (\bigcup_{\alpha} (\text{reach } (\gamma / O) \setminus t_0 \circ \gamma_r) \cup \text{reach } \gamma / O t_0) \setminus t_0 && \text{Def. of reach (13)} \\
&= (\bigcup_{\alpha} (\text{reach } (\gamma / O) \setminus t_0 \circ \gamma_r) \cup \{t_0\}) \cup \bigcup_{\{t_l, t_r\}} \text{reach } (\gamma / O) \setminus t_0 && \text{Set difference}
\end{aligned}$$

$$\begin{aligned}
&= \bigcup_{\alpha} (\text{reach } (\gamma/O) \setminus t_0 \circ \gamma_r) \cup \bigcup_{\{t_l, t_r\}} \text{reach } (\gamma/O) \setminus t_0 && (\gamma/O) \setminus t_0 = \gamma'/O \\
&= \bigcup_{\alpha} (\text{reach } \gamma'/O \circ \gamma_r) \cup \bigcup_{\{t_l, t_r\}} \text{reach } \gamma'/O && \gamma_r = \gamma'_r \text{ on } (\alpha \bullet t_0) \\
&= \bigcup_{(\alpha \bullet t_0)} (\text{reach } \gamma'/O \circ \gamma'_r) \cup \text{reach } \gamma'/O \ t_l
\end{aligned}$$