

# Can we hear beats with pulsar timing arrays?

Shun Yamamoto\* and Hideki Asada†

Graduate School of Science and Technology, Hirosaki University, Hirosaki 036-8561, Japan

(Dated: January 24, 2025)

An isolated supermassive black hole binary (SMBHB) produces an identical cross-correlation pattern of pulsar timings as an isotropic stochastic background gravitational waves (GWs) generated possibly by inflation. Can there remain the identical cross-correlation pattern in the presence of a secondary SMBHB? To address this issue, the present paper considers GWs with slightly different frequencies  $f_1$  and  $f_2$  coming from two different directions. Beats between the two GWs can modify angular correlation patterns. The beat-induced correlation patterns are not stationary but modulated with a beat frequency  $f_{beat} \equiv |f_1 - f_2|$ . We obtain an analytic formula to present a proof-of-principle that  $f_{beat}$  can be measured from the modulated angular correlations.

## I. INTRODUCTION

The idea of using radio pulse timing to search for gravitational waves (GWs) can be dated back to Reference [1–3]. As a pioneering work, Hellings and Downs (HD) found that the sky correlation pattern among pulsar pairs, which depends upon the angle  $\gamma$  between the lines of sight to the pulsars viewed from Earth, can be a strong evidence of GWs [4], because it reflects the quadrupole nature of GWs [5–8]. See e.g. Reference [9, 10] for a review on detection methods of stochastic GW backgrounds.

Eventually, several teams of pulsar timing arrays (PTAs) have recently reported a strong evidence of nanohertz GWs [11–14]. According to their papers, superpositions of supermassive black hole binaries (SMBHBs) are among possible GW sources, though improved methods, other possible explanations, and new physics have been vastly pursued e.g. [15–27].

For an isotropic stochastic background of GWs composed of the plus and cross polarization modes in general relativity, the expected correlated response of pulsar pairs follows the HD curve. It is worthwhile to mention that an isolated supermassive black hole binary (SMBHB) produces an identical cross-correlation pattern as an isotropic stochastic background [28].

Can there remain the identical cross-correlation pattern in the presence of a secondary SMBHB? In order to address this issue, the present paper considers GWs with slightly different frequencies  $f_1$  and  $f_2$  coming from two different directions.

For a model as a confusion-noise case studied in References [29, 30], all sources have an identical fixed GW frequency, such that they all lie in the same frequency bin. The resultant correlation pattern is stationary and identical as the HD curve.

Yet, one may ask if the situation can be changed when GWs with slightly different frequencies  $f_1$  and  $f_2$  ( $f_1 \approx f_2$ ) are considered. This question arises because

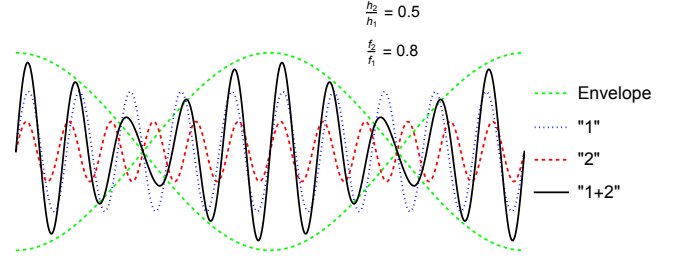


FIG. 1. Beat between two sinusoidal waves traveling along the same line.  $h_1$  and  $f_1$  are the amplitude and frequency of the primary wave, while  $h_2$  and  $f_2$  are those of the secondary one. Here,  $h_2/h_1 = 0.5$  and  $f_2/f_1 = 0.8$  are chosen. The blue, red and black (in color) curves denote the primary, secondary, and sum of sinusoidal waves and respectively, where a green curve means an envelope wave of frequency  $(f_1 - f_2)/2$ .

an interference (called a beat) between the two GWs can increase (or decrease) the superimposed GW signal. The superimposed GW signal is not stationary but modulated. Figure 1 shows an example of beats between two sinusoidal waves.

The main purpose of this paper is to examine if the beat frequency  $f_{beat} = |f_1 - f_2|$  can be measured in principle from modulated correlation patterns.

This paper is structured as follows. Section II discusses a modulated angular correlation pattern due to an interference between GWs with slightly different frequencies coming from two sky locations. Section III demonstrates that the beat frequency  $f_{beat}$  can be measured in principle from the modulated correlations. Section VI is devoted to Conclusion. Throughout this paper, the unit of  $c = 1$  is used and the center of the coordinates is the solar barycenter, safely approximated as the Earth. The superscripts  $I = 1$  and  $2$  refer to the primary GW and secondary one, while the subscripts  $K = 1, 2, 3$  and  $4$  refer to four equal time domains that are defined in Section II.

\* yamamoto@tap.st.hirosaki-u.ac.jp

† asada@hirosaki-u.ac.jp

## II. MODULATING PTA ANGULAR CORRELATIONS

### A. Basic formulation

"Source averaging" is a useful calculational method for isotropic GW sources in PTA e.g. [5–8]. On the other hand, "pulsar averaging" was first introduced in Cornish and Sesana (2013) [28], where an isolated SMBH is focused on. In the present paper, we use "pulsar averaging" for monochromatic and planar gravitational waves coming from two sky locations. See References [31–35] for possible corrections by a nearby SMBHB and their cosmological implication. In addition, noise terms are ignored, because the present paper focuses on a proof-of-principle.

We consider two compact GW sources represented by SMBHBs, labeled by  $I$  ( $I = 1, 2$ ), for which  $f_I$ ,  $\hat{\Omega}_I$  and  $h_{IA}$  for  $A = +, \times$  as the plus and cross modes denote the intrinsic frequency of GWs, the source direction with respect to the Earth, and the amplitude of the  $I$ -th GW, respectively. The separation angle between the two GW directions is  $\beta$ , defined by  $\cos \beta = \hat{\Omega}_1 \cdot \hat{\Omega}_2$  [29, 30].

The waveform at the Earth is a superposition of GWs from the two sources, which can be expressed as [5, 6]

$$h_{ij}(t) = \sum_{I=1,2} \sum_{A=+,\times} h_{IA} \exp[i2\pi f_I(t + t_I)] e_{ij}^A(\hat{\Omega}_I), \quad (1)$$

where  $t_I$  is a time defined by  $\Phi_I$  denoting the initial phase of the  $I$ -th GW ( $\Phi_I \equiv 2\pi f_I t_I$ ), and  $e_{ij}^A(\hat{\Omega}_I)$  denotes the polarization tensor along the direction  $\hat{\Omega}_I$ .

We focus only on the Earth terms because pulsar terms vanish in the full-sky average [4, 10, 28]. At the Earth, the redshift of radio signals from the  $a$ -th pulsar due to GWs from the two directions can be written as [7]

$$z_a(t) = \sum_{I=1,2} z_{aI}(t), \quad (2)$$

where the contribution from the  $I$ -th direction is denoted as

$$z_{aI}(t) = \sum_{A=+,\times} F_a^A(\hat{\Omega}_I) h_{IA} \exp[i2\pi f_I(t + t_I)], \quad (3)$$

and the antenna pattern function in PTAs for a pulsar in the direction  $\hat{p}_a$  is

$$F_a^A(\hat{\Omega}_I) = \frac{1}{2} \frac{\hat{p}_a^i \hat{p}_a^j}{1 + \hat{\Omega}_I \cdot \hat{p}_a} e_{ij}^A(\hat{\Omega}_I). \quad (4)$$

### B. Factorization of PTA angular correlations

A full-sky averaged correlation between the  $a$ -th and  $b$ -th pulsars (in the directions  $\hat{p}_a$  and  $\hat{p}_b$ , respectively) with

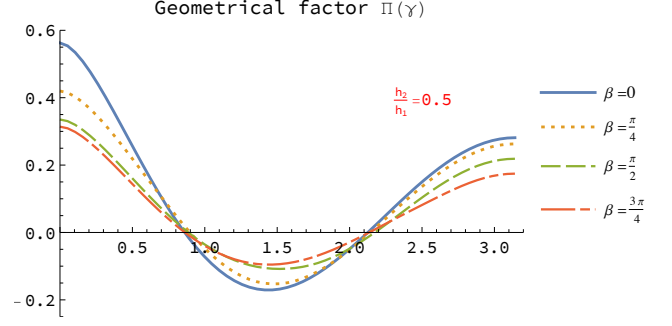


FIG. 2. Geometrical factor  $\Pi(\gamma)$  for  $\beta = 0, \pi/4, \pi/2, 3\pi/4, \pi$ , where  $h_{1+} = h_{1\times} = 1$  and  $h_2 \equiv h_{2+} = h_{2\times} = 0.5$  are chosen for its simplicity. See e.g. [28, 30, 36] for a set of coordinates convenient for numerical calculations of  $\int_{S^2} d\Omega_{pa}$  and  $\int_{S^2} d\Omega_{pb}$ .

the separation angle  $\gamma$  over the observation duration  $T_{obs}$  is

$$\langle z_a z_b \rangle(\gamma) = \frac{1}{(4\pi)^2 T_{obs}} \int_{S^2} d\Omega_a \int_{S^2} d\Omega_b \int_0^{T_{obs}} dt \times \delta(\cos \gamma - \hat{p}_a \cdot \hat{p}_b) [z_a(t) z_b^*(t)], \quad (5)$$

where  $S^2$  means the 2-sphere centered at Earth,  $\int_{S^2} d\Omega_a$  and  $\int_{S^2} d\Omega_b$  denote the integration of the  $a$ -th and  $b$ -th pulsars over the full sky, respectively, the asterisk denotes the complex conjugate, and the Dirac's delta function is inserted to respect the separation angle [28]. In the presence of a secondary GW, Eq. (5) is the sum as  $\langle z_a z_b \rangle = \langle z_{a1} z_{b1} \rangle + \langle z_{a2} z_{b2} \rangle + \langle z_{a1} z_{b2} \rangle + \langle z_{a2} z_{b1} \rangle$ . A diagonal term such as  $\langle z_{a1} z_{b1} \rangle$  and  $\langle z_{a2} z_{b2} \rangle$  is identical as Eq. (18) in Reference [28].

Nontrivial contributions come from cross terms,  $\langle z_{a1} z_{b2} \rangle + \langle z_{a2} z_{b1} \rangle$ . For the later convenience, we consider a time domain as  $t \in [t_i, t_f]$ . The cross terms are factorized as

$$(\langle z_{a1} z_{b2} \rangle + \langle z_{a2} z_{b1} \rangle)(\gamma; t_i, t_f) = \Pi(\gamma) \times B(t_i, t_f), \quad (6)$$

where

$$\Pi(\gamma) = \sum_{A,B=+,\times} \frac{h_{1A} h_{2B}}{(4\pi)^2} \int_{S^2} d\Omega_a \int_{S^2} d\Omega_b \times F_a^A(\hat{\Omega}_1) F_b^B(\hat{\Omega}_2) \delta(\cos \gamma - \hat{p}_a \cdot \hat{p}_b), \quad (7)$$

$$B(t_i, t_f) = \frac{1}{(t_f - t_i)} \left[ \exp(i\Phi) \int_{t_i}^{t_f} dt \exp(i\omega_B t) + \exp(-i\Phi) \int_{t_i}^{t_f} dt \exp(-i\omega_B t) \right], \quad (8)$$

for  $\omega_B \equiv 2\pi(f_2 - f_1)$  denoting the beat angular frequency,  $\Phi \equiv \Phi_2 - \Phi_1$  denoting the initial phase difference of GWs.

$\Pi(\gamma)$  depends on a geometrical configuration characterized by the two GW directions ( $\beta$ ) and the pulsar

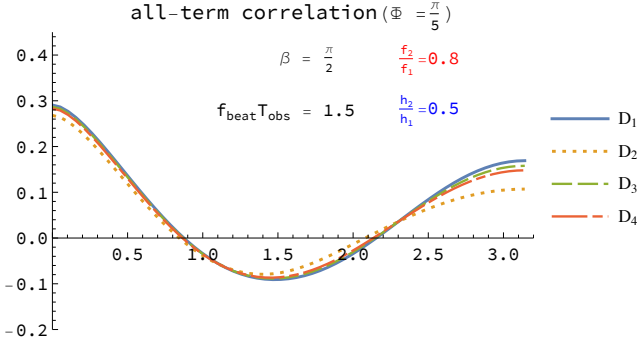


FIG. 3. Angular correlations for GWs with  $\beta = \pi/2$ . For the curves to be recognized by eye,  $h_2/h_1 = 0.5$ ,  $f_2/f_1 = 0.8$  and  $\Phi = \pi/5$  are chosen as exaggerations. For the convenience in numerical plots,  $h_1 \equiv h_{1+} = h_{1\times}$  and  $h_2 \equiv h_{2+} = h_{2\times}$  are assumed, which affect only the magnitude of  $\Pi(\gamma)$  but do not influence our discussions especially including Figure 4.

pair separation ( $\gamma$ ), while  $B(t_i, t_f)$  reflects beat effects. Therefore, this paper refers to  $\Pi(\gamma)$  and  $B(t_i, t_f)$  as a geometrical factor and a beat factor, respectively. Note that the dependence of  $\Pi(\gamma)$  on  $\gamma$  is different from that in the HD angular correlation, because the HD one is proportional to the diagonal term  $\langle z_{a1} z_{b1} \rangle$  (and also  $\langle z_{a2} z_{b2} \rangle$ ). See Figure 2 for numerical plots of  $\Pi(\gamma)$ .

After performing the time integration in Eq. (8), the beat factor is

$$B(t_i, t_f) = \frac{2}{\omega_B(t_f - t_i)} \left( \cos \Phi [\sin(\omega_B t_f) - \sin(\omega_B t_i)] + \sin \Phi [\cos(\omega_B t_f) - \cos(\omega_B t_i)] \right). \quad (9)$$

$B(t_i, t_f)$  vanishes for noninterference ( $f_1 = f_2$ ) cases in e.g. [29, 30].

### III. CAN WE HEAR BEATS?

#### A. Extracting a beat factor

A key is that the cross term  $\langle z_{a1} z_{b2} \rangle + \langle z_{a2} z_{b1} \rangle$  is modulated via beat factors, while the diagonal term  $\langle z_{a1} z_{b1} \rangle$  and  $\langle z_{a2} z_{b2} \rangle$  are stationary. In order to extract the modulation, let us break the whole observation domain  $T_{obs}$  into four equal time intervals as  $D_1 = \{t \in [0, T_{obs}/4]\}$ ,  $D_2 = \{t \in [T_{obs}/4, T_{obs}/2]\}$ ,  $D_3 = \{t \in [T_{obs}/2, 3T_{obs}/4]\}$ , and  $D_4 = \{t \in [3T_{obs}/4, T_{obs}]\}$ .

From the above discussion,  $\langle z_{a1} z_{b1} \rangle + \langle z_{a2} z_{b2} \rangle$  remains the same for any  $D_K$  ( $K = 1, 2, 3$  and  $4$ ), while  $\langle z_{a1} z_{b2} \rangle + \langle z_{a2} z_{b1} \rangle$  depends upon  $D_K$ . The dependence of  $B$  on  $D_K$  plays a crucial role in the following calculations. In order to manifest this,  $B_K$  denotes  $B$  on  $D_K$ . Namely,  $B_K = B((K-1)T_{obs}/4, KT_{obs}/4)$ . The angular correlation over  $D_K$  is denoted as  $\langle z_a z_b \rangle_K(\gamma)$ .

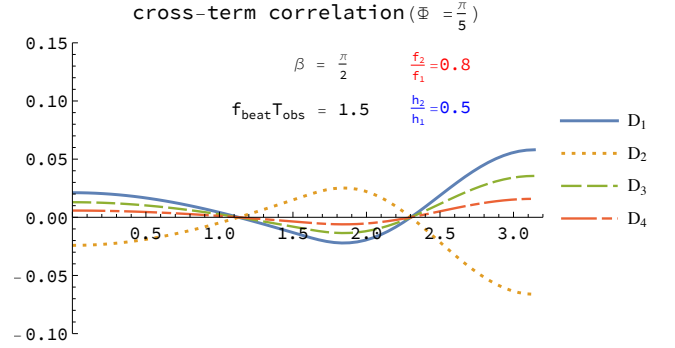


FIG. 4. Beat factor  $B_K$  dependent on  $D_K$ . The parameters correspond to those in Figure 3.

In order to quantify the differences among the  $D_K$ -dependent correlations, we define

$$\delta_{123} \equiv \frac{\langle z_a z_b \rangle_1(\gamma) - \langle z_a z_b \rangle_2(\gamma)}{\langle z_a z_b \rangle_2(\gamma) - \langle z_a z_b \rangle_3(\gamma)}, \quad (10)$$

Cyclically,  $\delta_{234}$  is defined, where  $\delta_{123}$  and  $\delta_{234}$  are defined for the same  $\gamma$ . One may thus ask if they depend on  $\gamma$ . We shall show below that they do not.

The diagonal terms remain the same for any  $D_K$ , which leads to  $\langle z_{aI} z_{bI} \rangle_K - \langle z_{aI} z_{bI} \rangle_L = 0$  for  $K, L = 1, \dots, 4$ . The diagonal terms thus vanish in  $\delta_{123}$  and  $\delta_{234}$ . Therefore, only the cross terms contribute to  $\delta_{123}$  and  $\delta_{234}$  as

$$\delta_{123} = \frac{(\langle z_{a1} z_{b2} \rangle + \langle z_{a2} z_{b1} \rangle)_1(\gamma) - (\langle z_{a1} z_{b2} \rangle + \langle z_{a2} z_{b1} \rangle)_2(\gamma)}{(\langle z_{a1} z_{b2} \rangle + \langle z_{a2} z_{b1} \rangle)_2(\gamma) - (\langle z_{a1} z_{b2} \rangle + \langle z_{a2} z_{b1} \rangle)_3(\gamma)}. \quad (11)$$

By using Eq. (6) in Eq. (11), we obtain

$$\delta_{123} = \frac{B_1 - B_2}{B_2 - B_3}, \quad \delta_{234} = \frac{B_2 - B_3}{B_3 - B_4}, \quad (12)$$

where we use that  $(\langle z_{a1} z_{b2} \rangle + \langle z_{a2} z_{b1} \rangle)_1, \dots, (\langle z_{a1} z_{b2} \rangle + \langle z_{a2} z_{b1} \rangle)_4$  have a common factor  $\Pi(\gamma)$ .

Eq. (12) means that  $\delta_{123}$  and  $\delta_{234}$  do not depend on  $\gamma$ . We can choose any value of  $\gamma$  in principle, when  $\delta_{123}$  and  $\delta_{234}$  are evaluated from angular correlations. Note that  $\delta_{123}$  and  $\delta_{234}$  are free from  $\beta$  too.

#### B. Inverse problem and its solution

The prefactor  $2/\omega_B(t_f - t_i)$  in Eq. (9) cancels out in a fractional form as Eq. (12). Eq. (12) is thus rewritten as

$$\begin{aligned} C_{123} \cos \Phi + S_{123} \sin \Phi &= 0, \\ C_{234} \cos \Phi + S_{234} \sin \Phi &= 0, \end{aligned} \quad (13)$$

where  $\eta \equiv \omega_B T_{obs}/4$  (a phase of the beat during each time interval), and

$$\begin{aligned} C_{123} &\equiv \delta_{123} \sin 3\eta - (1 + 2\delta_{123}) \sin 2\eta + (2 + \delta_{123}) \sin \eta, \\ S_{123} &\equiv \delta_{123} \cos 3\eta - (1 + 2\delta_{123}) \cos 2\eta + (2 + \delta_{123}) \cos \eta, \\ C_{234} &\equiv \delta_{234} \sin 4\eta - (1 + 2\delta_{234}) \sin 3\eta + (2 + \delta_{234}) \sin 2\eta, \\ S_{234} &\equiv \delta_{234} \cos 4\eta - (1 + 2\delta_{234}) \cos 3\eta + (2 + \delta_{234}) \cos 2\eta. \end{aligned} \quad (14)$$

Eq. (13) can be rearranged as

$$\begin{pmatrix} C_{123} & S_{123} \\ C_{234} & S_{234} \end{pmatrix} \begin{pmatrix} \cos \Phi \\ \sin \Phi \end{pmatrix} = \begin{pmatrix} 0 \\ 0 \end{pmatrix}. \quad (15)$$

By using  $(\cos \Phi, \sin \Phi) \neq (0, 0)$  in Eq. (15), we obtain

$$\begin{vmatrix} C_{123} & S_{123} \\ C_{234} & S_{234} \end{vmatrix} = 0. \quad (16)$$

This is an equation for  $\eta$ . By direct calculations, Eq. (16) is factorized as

$$\sin \eta (\cos \eta - 1)^2 [2\delta_{234} \cos \eta - (1 + \delta_{123}\delta_{234})] = 0, \quad (17)$$

where Eq. (14) is used.

First, we consider a noninterference case ( $f_1 = f_2$ ) (e.g. [29, 30]), which leads to  $\eta = 0$ . Namely,  $\sin \eta = 0$  and  $\cos \eta = 1$ . Hence, the noninterference case can be expressed by Eq. (17).

Secondly, we study an interference case ( $f_1 \neq f_2$ ), for which usually  $\sin \eta \neq 0$  ( $\cos \eta \neq 1$ ). Eq. (17) becomes  $2\delta_{234} \cos \eta - (1 + \delta_{123}\delta_{234}) = 0$ . Therefore,  $\eta$  is determined by

$$\cos \eta = \frac{1 + \delta_{123}\delta_{234}}{2\delta_{234}}. \quad (18)$$

The beat frequency can be thus inferred in principle from modulated angular correlations.  $\eta$  does not depend on  $\Phi$ . This implies that the right-hand side of Eq. (18) does not depend on  $\Phi$ , though  $\delta_{123}$  and  $\delta_{234}$  do.

Thirdly, we mention that interferences ( $f_1 \neq f_2$ ) can have a particular case ( $\sin \eta = 0$ ), for which Eq. (18) does not make sense. This particular case occurs when  $(f_2 - f_1)T_{obs} = 2n$  for an integer  $n$ . Clearly, this case is very rare in the sense that  $T_{obs}$  must happen to coincide with the integer multiple of the inverse of the beat frequency. This third case migrates to the second case when a different observational duration ( $\neq T_{obs}$ ) is used.

### C. Numerical example

Figure 3 shows a numerical example for angular correlations for four time domains  $D_1, \dots, D_4$ . Without loss of generality,  $\hat{\Omega}_1$  and  $\hat{\Omega}_2$  are located on the  $x - z$  plane, such that the combination of the antenna pattern functions takes a diagonal form of  $F_a^+(\hat{\Omega}_1)F_b^+(\hat{\Omega}_2) + F_a^\times(\hat{\Omega}_1)F_b^\times(\hat{\Omega}_2)$ . See also Appendix G of [29] for the diagonal form.

Figure 4 shows beat factors  $B_K$ , which are proportional to the cross-term correlations, for the same parameters as those in Figure 3.

For the numerical example in Figures 3 and 4,  $\delta_{123} = -1.22085$  and  $\delta_{234} = -5.17164$ . By substituting these numbers into Eq. (18), we obtain  $\eta = 2.356197$ . This agrees with our numerical input  $f_{beat}T_{obs} = 1.5$  with sufficient accuracy.

Before closing this section, let us briefly mention a possible range of parameters. The magnitude of the cross terms are proportional to  $h_1 \times h_2$ , while the leading term of the correlations is  $\langle z_{a1} z_{b1} \rangle$  proportional to  $(h_1)^2$ . The ratio of the cross terms to the leading term is roughly  $O(h_2/h_1)$ . When correlations are measured with e.g. 20 percent accuracy, the beat modulation will be marginally detectable if  $h_2/h_1 > 0.2$ .

Next, we mention a possible beat frequency. The current results hold when  $f_{beat}T_{obs} \sim O(1)$ . When  $f_{beat}T_{obs} \gg 1$ , there are many beat oscillations in one  $D_K$ , and thus the information about the beats is smeared out. It is thus difficult to hear beats in this case. When  $f_{beat}T_{obs} \ll 1$ , on the other hand, only a small portion of the beat oscillation is included in  $D_K$  and thus it is difficult to determine  $f_{beat}$ . In order to clarify the parameter ranges, a detailed and numerical study is needed. It is left for future.

## IV. CONCLUSION

Beat effects between GWs with slightly different frequencies coming from two sky directions have been discussed. Angular correlations can be modulated by the beat effects. We have found an analytic formula to infer the beat frequency  $f_{beat}$  from modulated angular correlations, which leads to a proof-of-principle that we can hear beats with PTAs.

Along the direction of this paper, it would be interesting to perform detailed calculations taking account of observational noises in order to make an estimation of a possible accuracy in measured  $f_{beat}$ . The present paper focuses on the minimum number of equal time intervals, namely four time domains. What is the optimal number of  $D_K$  in a realistic case? It would be interesting to address this issue, because the SKA (Square Kilometre Array) is expected to drastically increase the number of pulsars suitable for PTAs [37]. These issues are left for future.

## V. ACKNOWLEDGMENTS

We are grateful to Keitaro Takahashi and Yuuiti Sendouda for useful discussions. We thank Tatsuya Sasaki, Kohei Yamauchi, Taichi Ueyama and Ryuya Kudo for fruitful conversations. We wish to thank JGRG33 workshop participants for stimulating conversations. This work was supported in part by Japan

- 
- [1] F. B. Estabrook, and H. D. Wahlquist, *General Relativ. Grav.*, **6**, 439 (1975).
  - [2] M. V. Sazhin, *Soviet Ast.*, **22**, 36 (1978).
  - [3] S. Detweiler, *Astrophys. J.* **234**, 1100 (1979).
  - [4] R. W. Hellings, and G. S. Downs, *Astrophys. J. Lett.*, **265**, L39 (1983).
  - [5] J. D. E. Creighton, and W. G. Anderson, *Gravitational-Wave Physics and Astronomy: An Introduction to Theory, Experiment and Data Analysis* (Wiley, NY 2013).
  - [6] M. Maggiore, *Gravitational Waves: Astrophysics and Cosmology* (Oxford Univ. Press, UK, 2018).
  - [7] M. Anholm, S. Ballmer, J. D. E. Creighton, L. R. Price, and X. Siemens, *Phys. Rev. D* **79**, 084030 (2009).
  - [8] F. A. Jenet, and J. D. Romano, *Am. J. Phys.* **83**, 635 (2015).
  - [9] J. D. Romano, and N. J. Cornish, *Living Rev. Relativ.* **20**, 2 (2017).
  - [10] J. D. Romano, and B. Allen, *Class. Quantum Grav.* **41**, 175008 (2024).
  - [11] G. Agazie, et al., *Astrophys. J. Lett.* **951**, L8 (2023).
  - [12] J. Antoniadis, et al., *Astron. Astrophys.* **678**, A50 (2023).
  - [13] D. J. Reardon, et al., *Astrophys. J. Lett.* **951**, L6 (2023).
  - [14] H. Xu, et al., *Res. Astron. Astrophys.* **23**, 075024 (2023).
  - [15] Z. Chen, C. Yuan, and Q. Huang, *Phys. Rev. Lett.* **124**, 251101 (2020).
  - [16] J. Ellis, and M. Lewicki, *Phys. Rev. Lett.* **126**, 041304 (2021).
  - [17] C. Smarra et al. (European Pulsar Timing Array), *Phys. Rev. Lett.* **131**, 171001 (2023).
  - [18] Y. Gouttenoire, *Phys. Rev. Lett.* **131**, 171404 (2023).
  - [19] G. Franciolini, A. J. Iovino, V. Vaskonen, and H. Veermae, *Phys. Rev. Lett.* **131**, 201401 (2023).
  - [20] G. Franciolini, D. Racco, and F. Rompineve, *Phys. Rev. Lett.* **132**, 081001 (2024).
  - [21] W. DeRocco, and J. A. Dror, *Phys. Rev. Lett.* **132**, 101403 (2024).
  - [22] D. G. Figueroa, M. Pieroni, A. Ricciardone, and P. Simakachorn, *Phys. Rev. Lett.* **132**, 171002 (2024).
  - [23] P. Athron, A. Fowlie, C. Lu, L. Morris, L. Wu, Y. Wu, and Z. Xu, *Phys. Rev. Lett.* **132**, 221001 (2024).
  - [24] D. Shih, M. Freytsis, S. R. Taylor, J. A. Dror, and N. Smyth, *Phys. Rev. Lett.* **133**, 011402 (2024).
  - [25] N. A. Kumar, and M. Kamionkowski, *Phys. Rev. Lett.* **133**, 151401 (2024).
  - [26] L. Bian, S. Ge, J. Shu, B. Wang, X. Yang, and J. Zong, *Phys. Rev. D* **109**, L101301 (2024).
  - [27] Z. Chen, J. Li, L. Liu, and Z. Yi, *Phys. Rev. D* **109**, L101302 (2024).
  - [28] N. J. Cornish, and A. Sesana, *Class. Quantum Grav.* **30**, 224005 (2013).
  - [29] B. Allen, *Phys. Rev. D* **107**, 043018 (2023).
  - [30] B. Allen, *Phys. Rev. D* **110**, 043043 (2024).
  - [31] C. McGrath, and J. Creighton, *Mon. Not. Roy. Soc. Astron.* **505**, 4531 (2021).
  - [32] C. McGrath, D. J. D’Orazio, and J. Creighton, *Mon. Not. Roy. Soc. Astron.* **517**, 1242 (2022).
  - [33] X. Guo, Y. Lu, and Q. Yu, *Astrophys. J.* **939**, 55 (2022).
  - [34] R. Kubo, K. Yamahira, and H. Asada, *Astrophys. J.* **946**, 76 (2023).
  - [35] D. J. D’Orazio, and A. Loeb, *Phys. Rev. D* **104**, 063015 (2021).
  - [36] T. Sasaki, K. Yamauchi, S. Yamamoto, and H. Asada, *Phys. Rev. D* **109**, 024023 (2024).
  - [37] <https://www.skao.int/>