

CroMe: Multimodal Fake News Detection using Cross-Modal Tri-Transformer and Metric Learning

EUNJEE CHOI, JUNHYUN AHN, XINYU PIAO, AND JONG-KOOK KIM, (Senior Member, IEEE)

Department of Electrical and Computer Engineering, Korea University, Seoul 02841, Republic of Korea

Corresponding author: XinYu Piao (e-mail: xypiao97@korea.ac.kr) and Jong-Kook Kim (e-mail: jongkook@korea.ac.kr).

This work was supported by the government of the Republic of Korea (MSIT) and the National Research Foundation of Korea (RS-2024-00466496), and supported by Korea Industrial Technology Association (KOITA) grant funded by Korea Ministry of Science and ICT (MSIT) (KOITA20250002-62)

ABSTRACT Multimodal fake news detection has received increasing attention recently. Existing methods rely on independently encoded unimodal data and overlook the advantages of capturing intra-modal relationships and integrating inter-modal similarities using advanced techniques. To address these issues, Cross-Modal Tri-Transformer and Metric Learning (CroMe) for multimodal fake news detection is proposed. CroMe utilizes bootstrapping language-image pre-training (BLIP) with frozen image encoders and large language models as encoders to capture detailed text, image, and combined image-text representations. The metric learning module employs a proxy anchor method to capture intra-modality relationships while the feature fusion module uses a Cross-Modal and Tri-Transformer for effective integration. The final fake news detector processes the fused features through a classifier to predict the authenticity of the content. Experiments on datasets show that CroMe excels in multimodal fake news detection.

INDEX TERMS Multimodal fusion, Multimodal learning, Metric learning, Fake news detection

I. INTRODUCTION

With rapid advances in information technology and the growing use of social media, digital online platforms have become the center of information exchange [1]. However, this has also led to a significant rise in fake news and misinformation, which may harm public opinion, disrupt political stability, and affect social and economic activities [2]–[4]. Thus, effective false information detection has become essential to prevent these issues. Traditional methods, such as identifying logical flaws or obvious signs like spelling errors and image alterations, were effective for text or image content separately. However, the rise of multimedia formats like images and videos has accelerated the spread of fake news [5], making multimedia-focused detection methods necessary.

Figure 1 shows four different examples of fake news from the Weibo [5] and Weibo-21 datasets [6], which reveal various types of semantic inconsistencies. The first example is fake news using a manipulated image, which shows intra-modal inconsistency. Next, the second example shows that both the text and image are independently manipulated, demonstrating intra-modality inconsistencies within each modality. In the third example, the tiger image is unre-

lated to the text, demonstrating inter-modality inconsistency. The last example shows inter-modality conflict, where the text description does not fully align with the image. Therefore, the main challenge in multimodal fake news detection is to effectively identify incongruent semantic features in both intra-modality and inter-modality contexts. Recent advances in fake news detection have evolved from text-based methods to advanced deep learning approaches. Early work focused on text analysis [7], while later studies employed deep neural networks (DNNs) for linguistic and temporal patterns [8], and applied attention mechanisms with recurrent neural networks (RNNs) [9]. Jin et al. [10] introduced multimodal approaches by combining image, text, and social context features. More recently, Choi et al. [11] developed TT-BLIP, integrating text, image, and multimodal features using BLIP [12] encoders and a MultiModal Tri-Transformer for feature fusion. Despite these advances, however, these approaches primarily focus on modality combination without addressing inter-modal and intra-modal relationships.

This paper introduces a multimodal fake news detection approach using the Cross-Modal Tri-Transformer and Metric Learning (CroMe) network, a motivated framework




(a) A group of Quora users listed historically ingenious but unreasonable weapons.



(b) In Marco Island, dolphins rescued a dog and firefighters reunited it with its owner.



(c) Yichang police seized 7 macaques and arrested 2 suspects.



(d) Photographer captured an abandoned Douglas DC 3 under Aurora's light.

FIGURE 1: Some fake examples from the Weibo and Weibo-21 datasets include: (a) The image shows intra-modality inconsistency. (b) Both the image and text contain intra-modality inconsistencies. (c) The image and text are unrelated, indicating inter-modality inconsistency. (d) The image does not match the text, reflecting inter-modality conflict.

inspired by the TT-BLIP model. To capture detailed text, image, and combined image-text features, CroMe uses pre-trained BERT [13] for text encoding, Masked Autoencoders (MAE) [14] for image feature extraction, and BLIP2-OPT [15] for semantic features across modalities. CroMe also introduces a *Cross-Modal Fusion* [16] to compute and integrate cross-modal similarities, addressing the limitations of existing methods in capturing complex inter-modal interactions. For intra-modal relationships, a type of metric learning called the *Proxy Anchor Loss* method [17]–[19] is used. This method captures fine-grained similarities while maintaining the efficiency of proxy-based methods through dynamic gradients. Thus, CroMe ensures that features within the same modality are more closely aligned while capturing and integrating cross-modal correlations, enhancing the overall feature representation for more accurate fake news detection. Experiments performed using the Weibo and Weibo-21 datasets demonstrate that CroMe outperforms state-of-the-art models, highlighting its effectiveness in Multimodal Fake News Detection. For the Politifact dataset, CroMe achieved results comparable to state-of-the-art models because of the smaller dataset size. The main contributions of this work are summarized as follows:

- The proposed multimodal fake news detection model, called CroMe, utilizes the advanced BLIP2-OPT model for feature extraction to capture detailed text, image, and combined image-text features.
- The model uses a proxy anchor method in the metric learning module to capture intra-modality relationships ensuring effective representation learning within the same modality.
- The Cross-Modal Tri-Transformer Fusion, a new fusion technique, is introduced to calculate and merge similarities between text, image and image-text embeddings enhancing the model's ability to handle interactions among different modalities.

The paper is organized as follows. Related work is described in Section II. Section III introduces the proposed CroMe model. Then, Section IV assesses its performance and Section V concludes the paper.

II. RELATED WORK

Several approaches have been developed for multimodal fake news detection, emphasizing the extraction of features from both images and text. EANN [20] enhances feature extraction using an event discriminator. MCAN [21] integrates textual and visual features through multiple co-attention layers. MVAE [22] employs a multimodal variational autoencoder to learn latent variables and reconstruct text and image features. Spofake [23] applies BERT [13] for text and VGG19 [24] for image features, with Spofake+ [25] extending this to full articles. SAFE [26] uses a similarity-based method to detect fake news by analyzing text and visual information, and CAFE [16] measures cross-modal ambiguity by calculating the Kullback-Leibler (KL) divergence [27] between unimodal feature distributions. LIIMR [28] emphasizes the primary modality while minimizing the influence of less significant ones. DistilBert [29] detects disinformation by correlating user preferences and sharing behaviors using latent representations of content. BDANN [30] combines features from two modalities to tackle event-specific biases in fake news detection on microblogs. FND-CLIP [31] uses the CLIP vision-language model to measure image-text correlations, employing unimodal and pairwise CLIP encoders to aggregate features through modality-wise attention. TT-BLIP [11] improves direction by using the BLIP [12] model for unified vision-language understanding, with separate encoders for text, images, and multimodal data. The Multimodal Tri-Transformer then fuses these features using multi-head attention mechanisms for better data analysis.

Unlike previous models, the proposed model integrates unimodal features and cross-modal correlations. The metric learning module focuses on intra-modality relationships, ensuring that features from the same modality are closely aligned. This paper also captures inter-modality interactions by computing and integrating cross-modal similarities. By focusing on both intra-modality alignment and inter-modality integration, this approach improves fake news detection and outperforms the performance of state-of-the-art multimodal detection models using benchmark datasets.

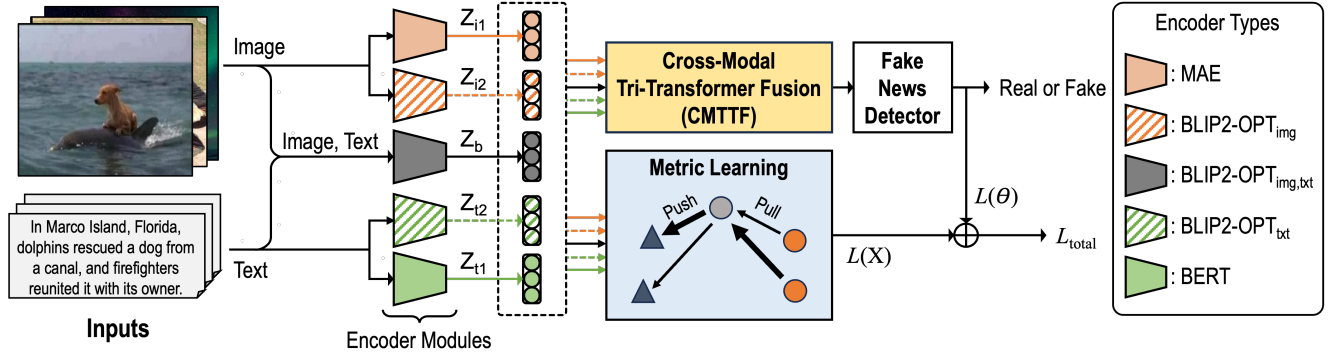


FIGURE 2: Overview of the CroMe architecture. Masked Autoencoder (MAE), BERT, and BLIP2-OPT encode multimodal features. Metric learning extracts intra-modal relationships by representing class data points with proxies, where arrow thickness indicates the gradient scale. CMTTF and fake news detector modules use cross-modal fusion and fake news detection.

III. METHODOLOGY

A. OVERVIEW

CroMe, introduced in this paper and illustrated in Figure 2, is a multimodal model for fake news detection comprising four key modules. First, the encoder module extracts image encodings, text encodings, and integrated image-text encodings to capture modality-specific features from the input data. Second, the metric learning module enhances intra-modality relationships using the proxy anchor method [19], which effectively clusters same-class data points while separating different-class points. Third, the Cross-Modal Tri-Transformer Fusion (CMTTF) module fuses the modality-specific features generated by the encoder to capture complex cross-modal interactions and semantic relationships. Both the metric learning and CMTTF modules are applied in parallel to the encoder outputs, and their respective losses are combined to form the total loss L_{total} . This total loss is used to update the encoder parameters in the subsequent training epoch, enabling the encoder to capture both intra-modal and inter-modal relationships. Lastly, the fake news detection module determines whether the news is real or fake from the fused representation. This four-module architecture enables CroMe to effectively capture both modal-specific features and complex cross-modal interactions, resulting in more accurate fake news detection.

B. ENCODER MODULES

The encoder layer consists of components for encoding text, images and their combination. These components process input data denoted as x_{img} for images and x_{txt} for text. For image data, the image encoder utilizes two parallel methods: Masked Autoencoders (MAE) [14] and BLIP2-OPT Image. The pretrained MAE functions as the primary image encoder, producing encodings $Z_{i1} = f_{MAE}(x_{img})$, capturing both global and local features by reconstructing missing data parts. In parallel, BLIP2-OPT Image provides an alternative encoding $Z_{i2} = f_{BLIP2-OPT_{img}}(x_{img}, x_{txt})$, ensuring that image-specific encodings are derived without textual influence by utilizing a “dummy text” input. MAE focuses on

global image structures, while BLIP2-OPT Image captures fine-grained semantics and multimodal associations, complementing each other. For textual data, BERT and BLIP2-OPT Text encoders are utilized. The pretrained BERT [13] generates encodings $Z_{t1} = f_{BERT}(x_{txt})$ by using its bidirectional understanding of text context. Additionally, BLIP2-OPT Text [15] produces encodings $Z_{t2} = f_{BLIP2-OPT_{txt}}(x_{img}, x_{txt})$ by focusing on text data alone, using a zero-filled image tensor to isolate the textual encoding process. While BERT excels in understanding text context, it lacks multimodal capabilities. In contrast, BLIP2-OPT Text, trained on multimodal datasets, is better suited for contexts. The outputs from these encoding processes are concatenated to form integrated image and text encodings, denoted as Z_i and Z_t , respectively, for use in subsequent model components. The BLIP2-OPT model generates combined Image-Text encodings, capturing the cross-modal information between these modalities. This is represented as $Z_b = f_{BLIP2-OPT_{img,txt}}(x_{img}, x_{txt})$, incorporating the integrated features from both image and text inputs.

C. METRIC LEARNING

Proxy anchor loss [19] effectively learns data representations by utilizing distance relationships between data points and proxies. In this work, it is used to capture intra-modal relationships for different modalities, improving the distinction between data points in same class. The loss function $L(X)$ uses static proxy assignment [18], selecting a data point from each class as a proxy. It minimizes the distance between the proxy and same-class data points while maximizing the distance to those from different classes. Modality embeddings X are split into positive (X_p^+) and negative (X_p^-) sets relative to their proxies. The loss is defined as:

$$L(X) = \frac{1}{|P^+|} \sum_{p \in P^+} \log \left(1 + \sum_{x \in X_p^+} e^{-\alpha(s(x,p)-\delta)} \right) + \frac{1}{|P^-|} \sum_{p \in P^-} \log \left(1 + \sum_{x \in X_p^-} e^{\alpha(s(x,p)+\delta)} \right), \quad (1)$$

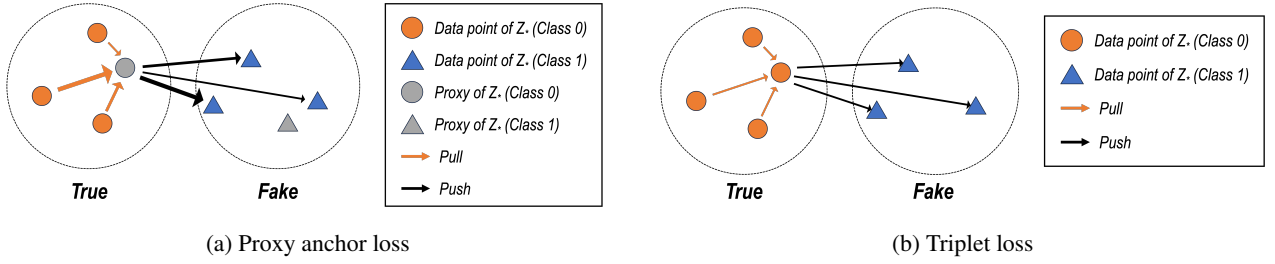


FIGURE 3: Comparison of two different metric learning methods; (a) Proxy as an anchor, and (b) Data point as an anchor. The thickness of arrows in proxy anchor loss indicates the gradient scale determined by the scaling factor α .

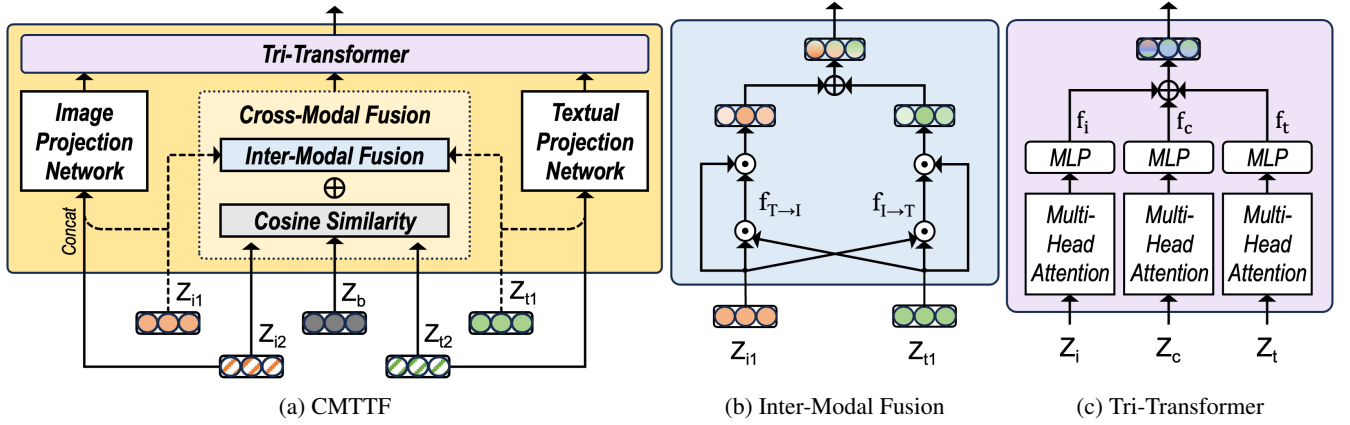


FIGURE 4: Overview of the CMTTF architecture, integrating Cross-Modal Fusion and Tri-Transformer modules to process and combine information from text, image, and image-text data. The architecture captures cross-modal correlations and fuses them to enhance feature representation.

where $\delta > 0$ is the margin parameter (margin) and $\alpha > 0$ (alpha) is the scaling parameter.

As shown in Figure 2, the model iteratively trains each modality Z_* by fixing the parameters of other modalities, allowing it to refine intra-modal relationships without interference. This process is applied to each $Z_* \in \{Z_{i1}, Z_{i2}, Z_{t1}, Z_{t2}, Z_b\}$. Proxy Anchor Loss, illustrated in Figure 3a, adjusts pull and push forces based on data point proximity, unlike traditional triplet loss [17], [32]. Proxy Anchor Loss is computationally efficient as it calculates distances between proxies and data points rather than between individual points, reducing computational load. Applied to text, image, and image-text features, it clusters data points of the same class while separating those of different classes, enhancing fake news detection.

D. CROSS-MODAL TRI-TRANSFORMER FUSION

This section introduces Cross-Modal Tri-Transformer Fusion (CMTTF) for integrating and processing image, text, and image-text data. CMTTF combines Cross-Modal Fusion [16] and Tri-Transformer [11], as illustrated in Figure 4a, with details on each component provided below.

1) Cross-Modal Fusion

To capture semantic interactions between modalities, the Cross-Modal Fusion module integrates text-image similarities using dot product with softmax normalization and cosine similarity [33]. Given unimodal representations Z_{i1} , Z_{t1} , and additional representations Z_{i2} , Z_{t2} , Z_b , the process follows these steps: 1) *Inter-modal Fusion* and 2) *Cosine Similarity*.

First, *Inter-modal Fusion* integrates semantic interactions between text and image modalities (is illustrated in Figure 4b). Correlations between text features t and image features i are computed, normalized, and combined into a unified representation C_1 , as shown:

$$f_{t \rightarrow i} = \text{Softmax} \left(\frac{t \cdot i^T}{\sqrt{d}} \right), \quad (2)$$

$$f_{i \rightarrow t} = \text{Softmax} \left(\frac{i \cdot t^T}{\sqrt{d}} \right), \quad (3)$$

$$C_1 = f_{t \rightarrow i} \oplus f_{i \rightarrow t}. \quad (4)$$

This inter-modal fusion approach suits models like BERT and MAE, processing unimodal data without embedding normalization. The dot product operation captures direct text-image interactions while preserving scale information, enabling effective multimodal representation.

Second, *Cosine Similarity* is computed between different combinations of the inputs Z_{i2} , Z_{t2} , and Z_b to measure the relationships between the modalities. The similarities S_{i2} (Z_{i2} , Z_{i2}), S_{tb} (Z_{t2} , Z_b), and S_{ib} (Z_{i2} , Z_b) are computed using cosine similarity, defined for two vectors \mathbf{a} and \mathbf{b} as:

$$S(\mathbf{a}, \mathbf{b}) = \frac{\mathbf{a} \cdot \mathbf{b}}{\|\mathbf{a}\| \times \|\mathbf{b}\|}. \quad (5)$$

The combined similarity is computed by weighting individual similarity scores with learnable parameters w_{i2} , w_b , w_{t2} , and adding a bias term b to account for modality differences. This similarity is processed through linear layers, ReLU activations, and batch normalization, producing C_2 . BLIP2-OPT components use cosine similarity as it effectively captures directional alignment, simplifies the fusion process, and maintains key correlations between modalities [15]. The outputs C_1 and C_2 are combined into Z_c , then processed through fully connected layers with batch normalization, ReLU activations, and dropout, resulting in the final correlation output used in the subsequent Tri-Transformer.

2) Tri-Transformer

The text and image embeddings (Z_i and Z_t) are passed through their respective projection networks and, along with correlation outputs (Z_c), are fed into the Tri-Transformer (as shown in Figure 4c). This framework is based on the Multimodal Tri-Transformer as discussed in [11]. Unlike TT-BLIP's text-focused cross-modal attention, this method processes text, image, and correlation independently.

$$f_* = \text{MultiHead} \left(\text{Softmax} \left(\frac{Q_* K_*^T}{\sqrt{d_h}} \right) \times V_*; \theta_{\text{att}}^* \right) \quad (6)$$

Here, Q_* , K_* , V_* are query, key, and value matrices, θ_{att}^* are attention parameters, and $*$ $\in \{t, i, c\}$ corresponds to text, image, and correlation outputs respectively. Plus, d_h represents the dimensionality, with T indicating the transpose operation. The outputs processed through Multi-Layer Perceptron (MLP) layers and combined into a unified tensor.

E. FAKE NEWS DETECTOR

Fake news detector uses the fusion representation to predict whether news articles are fake or real. This fused representation is processed by a classifier composed of three fully connected layers, ReLU activations, and batch normalization, resulting in a binary classification. The classifier assigns labels of 'real' (0) or 'fake' (1) to the news content, where $\hat{y} = [\hat{y}_0, \hat{y}_1]$ denotes the probabilities of the news being 'real' or 'fake'. Cross-entropy is used to define the loss function $L(\theta)$, where θ represents the model parameters, as follows,

$$L(\theta) = -y \log(\hat{y}_1) - (1 - y) \log(\hat{y}_0). \quad (7)$$

The total loss L_{total} is defined, where β controls the weight of this metric loss (as described in Equation 1). The optimal value of β was determined through a grid search over the range $[0.1, 1]$ using a step of 0.1. The model aims to minimize

the total loss L_{total} for each news data by learning θ through back-propagation.

$$L_{\text{total}} = L(\theta) + \beta \cdot L(X) \quad (8)$$

IV. EVALUATION

A. EXPERIMENTAL SETUP

1) Datasets

To evaluate the performance of CroMe, three datasets are used: Weibo [5], Weibo-21 [6], and Politifact [38]. The Weibo dataset contains 6,137 training articles (2,802 fake and 3,335 real) and 1,685 test articles (833 fake and 852 real) [5]. The Weibo-21 dataset includes 4,640 real and 4,487 fake articles, split into training and testing sets with an 8:2 ratio [6]. The Politifact dataset consists of 381 training articles (246 fake and 135 real) and 104 test articles (74 fake and 30 real) [38]. Each dataset (Weibo, Weibo-21, and Politifact) was used separately for training and evaluation to avoid any data overlap or leakage.

2) Training Settings

Text encoding utilized the pretrained BERT model [13] for Chinese in the Weibo and Weibo-21 datasets and the "bert-base-uncased" model for the Politifact dataset. Images were resized to 224×224 pixels and encoded using Masked Autoencoders (MAE) [14]. Image-text pairs were encoded with the pretrained BLIP2-OPT model [15], translating Chinese texts to English via the Google Translation API [39]. The model employed five Adam optimizers for $Z_* \in \{Z_{i1}, Z_{i2}, Z_{t1}, Z_{t2}, Z_b\}$, with a learning rate of 1×10^{-3} , a batch size of 64, and was trained for 50 epochs. Metric Learning parameters were set as follows: an iterative frequency of 5 epochs per modality, $\alpha = 16$, $\delta = 0.1$, and $\beta = 0.1$, balancing classification and metric losses. These values were determined through preliminary experiments to optimize performance. Experiments were performed five times, and the results are averaged across these runs.

B. RESULTS AND ANALYSIS

CroMe's performance is evaluated against state-of-the-art models shown in Table 1. CroMe results were obtained from our implementation, while baseline results were cited from their respective original papers using the same datasets and evaluation metrics. The evaluation metrics used include accuracy and precision, recall, and F1 scores for both real and fake news. CroMe achieved the highest accuracy of 0.974 in the experiments using Weibo, surpassing TT-BLIP by 1.3% and FND-CLIP by 6.7%. Similarly, when using Weibo-21, CroMe reached an accuracy of 0.917, outperforming CAFE by 3.5% and EANN by 4.7%. For both datasets, CroMe ranked 1st or 2nd in precision, recall, and F1 scores for both fake and real news. CroMe achieves 0.933 accuracy that closely matches FND-CLIP's 0.942. The reason may be that the dataset size is too small.

CroMe excelled in fake news detection due to three key factors: 1) Advanced multimodal feature extraction through

TABLE 1: Experimental results for Weibo, Weibo-21 and Politifact Datasets. A dash ('-') signifies that results are not provided in their corresponding research paper.

Datasets	Models	Accuracy	Fake News			Real News		
			Precision	Recall	F1 Score	Precision	Recall	F1 Score
Weibo	EANN [20]	0.827	0.847	0.812	0.829	0.807	0.843	0.825
	MVAE [22]	0.824	0.854	0.769	0.809	0.802	0.875	0.837
	MPFN [34]	0.838	0.857	0.894	0.889	0.873	0.863	0.876
	Spotfake [23]	0.892	0.902	0.964	0.932	0.847	0.656	0.739
	SAFE [26]	0.762	0.831	0.724	0.774	0.695	0.811	0.748
	BDANN [30]	0.821	0.790	0.610	0.690	0.830	0.920	0.870
	LIIMR [28]	0.900	0.882	0.823	0.847	0.908	0.941	0.925
	MCAN [21]	0.899	0.913	0.889	0.901	0.884	0.909	0.897
	CAFE [16]	0.840	0.855	0.830	0.842	0.825	0.851	0.837
	FND-CLIP [31]	0.907	0.914	0.901	0.908	0.914	0.901	0.907
Weibo-21	TT-BLIP [11]	0.961	0.979	0.944	0.961	0.944	0.980	0.962
	CroMe (Ours)	0.974	0.964	0.984	0.974	0.985	0.966	0.975
	EANN [20]	0.870	0.902	0.825	0.862	0.841	0.912	0.875
	SpotFake [23]	0.851	0.953	0.733	0.828	0.786	0.964	0.866
Politifact	CAFE [16]	0.882	0.857	0.915	0.885	0.907	0.844	0.876
	CroMe (Ours)	0.917	0.944	0.917	0.930	0.880	0.918	0.899
	RoBERTa-MWSS [35]	0.820	-	-	0.820	-	-	-
	SAFE [26]	0.874	0.851	0.830	0.840	0.889	0.903	0.896
Politifact	Spotfake+ [25]	0.846	-	-	-	-	-	-
	TM [36]	0.871	-	-	-	0.901	-	-
	LSTM-ATT [37]	0.832	0.828	0.832	0.830	0.836	0.832	0.829
	DistilBert [29]	0.741	0.875	0.636	0.737	0.647	0.880	0.746
	CAFE [16]	0.864	0.724	0.778	0.750	0.895	0.919	0.907
	FND-CLIP [31]	0.942	0.897	0.897	0.897	0.960	0.960	0.960
	TT-BLIP [11]	0.904	0.913	0.724	0.808	0.901	0.973	0.936
	CroMe (Ours)	0.933	0.987	0.925	0.955	0.793	0.958	0.868

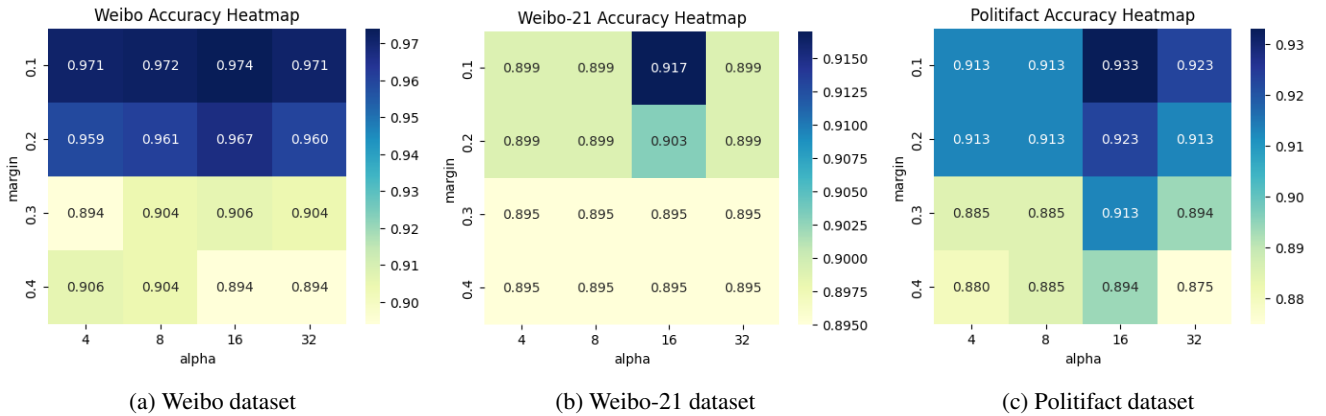


FIGURE 5: Parameter analysis for Weibo, Weibo-21 and Politifact dataset using the heatmap.

the BLIP2-OPT model enhances CroMe's capabilities by capturing detailed features from both text and images, allowing for more precise feature extraction. This precision improves the model's ability to distinguish between real and fake news. 2) The Cross-Modal Tri-Transformer Fusion (CMTTF) computes and integrates cross-modal similarities, enhancing the model's ability to utilize interactions between different modalities which is crucial for accurate fake news detection. 3) CroMe incorporates a Metric Learning module using the Proxy Anchor method, which focuses on intra-modality relationships. This ensures that features within the same modality are more closely aligned, leading to better

representation learning and overall improved performance in detecting fake news. For smaller datasets, future research could explore data augmentation or transfer learning to improve performance.

The analysis of Weibo, Weibo-21, and Politifact datasets under different Proxy Anchor Loss hyperparameters, δ (margin) and α (alpha), is shown in Figure 5. As the margin increases, performance declines, with larger margins causing greater drops. Performance improves as alpha approaches 16, with the best results at alpha 16. Performance is more sensitive to margin variations than alpha. Alpha was tested at 4, 8, 16, 32, and margin at 0.1, 0.2, 0.3, 0.4. The best

TABLE 2: Ablation experimental results of CroMe.

Datasets	Modules								Accuracy	F1 Score	
	MAE	BLIP2-OPT _{img}	BERT	BLIP2-OPT _{txt}	BLIP2-OPT _{img,txt}	CM	MT	TT		Fake News	Real News
Weibo	✓	✓	✓	✓	✓	✓	✓	✓	0.961	0.919	0.975
	✓	✓	✓	✓	✓	✓	✓	✓	0.950	0.852	0.961
	✓	✓	✓	✓	✓	✓	✓	✓	0.949	0.854	0.961
	✓	✓	✓	✓	✓	✓	✓	✓	0.971	0.912	0.976
	✓	✓	✓	✓	✓	✓	✓	✓	0.971	0.935	0.971
	✓	✓	✓	✓	✓	✓	✓	✓	0.959	0.915	0.962
	✓	✓	✓	✓	✓	✓	✓	✓	0.906	0.900	0.910
	✓	✓	✓	✓	✓	✓	✓	✓	0.890	0.803	0.934
	✓	✓	✓	✓	✓	✓	✓	✓	0.974	0.974	0.975
Weibo21	✓	✓	✓	✓	✓	✓	✓	✓	0.903	0.890	0.959
	✓	✓	✓	✓	✓	✓	✓	✓	0.882	0.858	0.957
	✓	✓	✓	✓	✓	✓	✓	✓	0.890	0.876	0.957
	✓	✓	✓	✓	✓	✓	✓	✓	0.897	0.870	0.916
	✓	✓	✓	✓	✓	✓	✓	✓	0.899	0.893	0.961
	✓	✓	✓	✓	✓	✓	✓	✓	0.899	0.891	0.961
	✓	✓	✓	✓	✓	✓	✓	✓	0.895	0.875	0.958
	✓	✓	✓	✓	✓	✓	✓	✓	0.888	0.860	0.910
	✓	✓	✓	✓	✓	✓	✓	✓	0.917	0.930	0.930
Politifact	✓	✓	✓	✓	✓	✓	✓	✓	0.913	0.927	0.972
	✓	✓	✓	✓	✓	✓	✓	✓	0.865	0.891	0.968
	✓	✓	✓	✓	✓	✓	✓	✓	0.846	0.839	0.940
	✓	✓	✓	✓	✓	✓	✓	✓	0.923	0.933	0.976
	✓	✓	✓	✓	✓	✓	✓	✓	0.923	0.942	0.978
	✓	✓	✓	✓	✓	✓	✓	✓	0.913	0.915	0.972
	✓	✓	✓	✓	✓	✓	✓	✓	0.875	0.790	0.910
	✓	✓	✓	✓	✓	✓	✓	✓	0.865	0.877	0.967
	✓	✓	✓	✓	✓	✓	✓	✓	0.933	0.955	0.868




FIGURE 6: T-SNE visualizations of the features by CroMe and its variants using the Weibo test dataset, with each color representing a distinct label grouping.

performance was achieved with alpha 16 and margin 0.1.

C. ABLATION

Ablation experiments evaluated the impact of each component in the CroMe model. Table 2 shows the results for the Weibo, Weibo-21, and Politifact datasets. The CroMe variants compared are:

- 1) Without Image (BLIP2-OPT_{img} + MAE): Removing the image encoders and using only text encoders and other components.
- 2) Without Text (BLIP2-OPT_{txt} + BERT): Removing the text encoders and using only image encoders and other components.
- 3) Without BLIP2-OPT (BLIP2-OPT_{img} + BLIP2-OPT_{txt} + BLIP2-OPT_{img,txt}): Removing all BLIP2-OPT components (text, image and image-text) and using only other encoders.

- 4) Without BLIP2-OPT_{img,txt}: Removing the image-text feature component of BLIP2-OPT, retaining the individual text and image BLIP2-OPT encoders.
- 5) Without CM (Cross-Modal): Removing the Cross-Modal Fusion responsible for integrating cross-modal similarities.
- 6) Without MT (Metric Learning): Removing the Metric Learning module.
- 7) Without TT (Tri-Transformer): Removing the Tri-Transformer component.

The ablation study highlights three components that most significantly impact accuracy when removed. First, excluding the BLIP2-OPT text components causes a substantial drop in accuracy across all datasets, as they are critical for understanding textual context necessary for identifying fake news. Second, removing the Cross-Modal Fusion (CM) component weakens performance by preventing effective integration of

inter-modal fusion and cosine similarity features from text and images. Lastly, the Metric Learning module (MT) is essential for learning distinct features that differentiate fake and real news; its removal reduces accuracy. The ablation settings (Without Image, Without Text and Without CM) correspond respectively to fake news cases involving image tampering, text manipulation, and image–text mismatch, validating the capability of CroMe’s cross-modal fusion method. While the Tri-Transformer (TT) contributes to overall performance, the CM and MT modules distinguish CroMe from prior models such as TT-BLIP. CM improves cross-modal fusion, and MT enhances feature clustering within each modality. These modules result in improved classification performance, contributing to higher multimodal classification accuracy.

Figure 6 provides a T-SNE [40] visualization of features before classification, comparing various CroMe settings: CroMe w/o image, CroMe w/o text, CroMe w/o BLIP, CroMe w/o fusion, CroMe w/o metric and the full CroMe model on the Weibo test dataset. Dots of the same color indicate the same label. Figure 6d shows that without the Cross-Modal Tri-Transformer Fusion (CMTTF) module, fake and real news instances are not well-separated. Including it improves clustering and distinction between classes. Comparisons of Figures 6a, 6b, 6c, and 6f shows that removing BLIP2-OPT feature extraction results in less clear clustering, highlighting its importance for integrating image, text, and image-text data. Excluding text features also reduces separation in t-SNE plots, showing that image and image-text features alone are less effective. Comparing CroMe w/o MT (Metric Learning, Figure 6e) and CroMe (Figure 6f), the degree of separation of the sample dots in Figure 6f is higher. This indicates that capturing intra-modality relationships ensures effective representation learning within the same modality.

D. DISCUSSION

CroMe Architecture relies on machine translation when encoding Chinese posts using BLIP2-OPT. This dependency can introduce translation artifacts and culture-specific semantic drift. In addition, the Politifact dataset split (381/104 train/test) is comparatively small, and our slightly lower accuracy on this dataset suggests sensitivity to limited data. Future work should validate CroMe on larger and more diverse corpora, include cross-dataset transfer tests, and assess robustness when modalities are missing at inference (text-only or image-only). Data augmentation or transfer learning may mitigate the small-data effect.

V. CONCLUSION

This study introduces Cross-Modal Tri-Transformer and Metric Learning (CroMe), a Multimodal Fake News Detection model. CroMe uses Bootstrapping Language-Image Pre-training with Frozen Image Encoders and Large Language Models (BLIP2-OPT) to capture intra-modality and inter-modality relationships. The model includes four main modules: encoders (BERT, BLIP2-OPT-text, Masked Autoen-

coders (MAE), and BLIP2-OPT-image), a metric learning module (proxy anchor method), a feature fusion module (Cross-Modal Tri-Transformer Fusion, CMTTF), and a fake news detection module. CroMe uses BLIP2-OPT for semantic information extraction, CMTTF for feature fusion, and the proxy anchor method for metric learning. It improves accuracy by 1.3% on the Weibo dataset and 3.5% on the Weibo-21 dataset compared to previous models. CroMe performed slightly below the state-of-the-art model by 0.9% in the case of Politifact, due to the smaller dataset size.

REFERENCES

- [1] T. Mitra, G. P. Wright, and E. Gilbert, “A parsimonious language model of social media credibility across disparate events,” in *Proceedings of the 2017 ACM conference on computer supported cooperative work and social computing*, 2017, pp. 126–145.
- [2] P. Zhu, L. Cheng, C. Gao, Z. Wang, and X. Li, “Locating multi-sources in social networks with a low infection rate,” *IEEE Transactions on Network Science and Engineering*, vol. 9, no. 3, pp. 1853–1865, 2022.
- [3] K. Shu, A. Sliva, S. Wang, J. Tang, and H. Liu, “Fake news detection on social media: A data mining perspective,” *ACM SIGKDD explorations newsletter*, vol. 19, no. 1, pp. 22–36, 2017.
- [4] H. Xia, Y. Wang, J. Z. Zhang, L. J. Zheng, M. M. Kamal, and V. Arya, “Covid-19 fake news detection: A hybrid cnn-bilstm-am model,” *Technological Forecasting and Social Change*, vol. 195, p. 122746, 2023.
- [5] Z. Jin, J. Cao, H. Guo, Y. Zhang, and J. Luo, “Multimodal fusion with recurrent neural networks for rumor detection on microblogs,” in *Proceedings of the 25th ACM international conference on Multimedia*, 2017, pp. 795–816.
- [6] Q. Nan, J. Cao, Y. Zhu, Y. Wang, and J. Li, “Mdfend: Multi-domain fake news detection,” in *Proceedings of the 30th ACM International Conference on Information & Knowledge Management*, 2021, pp. 3343–3347.
- [7] C. Castillo, M. Mendoza, and B. Poblete, “Information credibility on twitter,” in *Proceedings of the 20th international conference on World wide web*, 2011, pp. 675–684.
- [8] J. Ma, W. Gao, P. Mitra, S. Kwon, B. J. Jansen, K.-F. Wong, and M. Cha, “Detecting rumors from microblogs with recurrent neural networks,” in *Proceedings of the Twenty-Fifth International Joint Conference on Artificial Intelligence*, ser. *IJCAI’16*. AAAI Press, 2016, p. 3818–3824.
- [9] T. Chen, X. Li, H. Yin, and J. Zhang, “Call attention to rumors: Deep attention based recurrent neural networks for early rumor detection,” in *Trends and Applications in Knowledge Discovery and Data Mining: PAKDD 2018 Workshops, BDASC, BDM, ML4Cyber, PAISI, DaMEMO*, Melbourne, VIC, Australia, June 3, 2018, Revised Selected Papers 22. Springer, 2018, pp. 40–52.
- [10] Z. Jin, J. Cao, Y. Zhang, J. Zhou, and Q. Tian, “Novel visual and statistical image features for microblogs news verification,” *IEEE transactions on multimedia*, vol. 19, no. 3, pp. 598–608, 2016.
- [11] E. Choi and J.-K. Kim, “Tt-blip: Enhancing fake news detection using blip and tri-transformer,” in *2024 27th International Conference on Information Fusion (FUSION)*. IEEE, 2024, pp. 1–8.
- [12] J. Li, D. Li, C. Xiong, and S. Hoi, “Blip: Bootstrapping language-image pre-training for unified vision-language understanding and generation,” in *International Conference on Machine Learning*. PMLR, 2022, pp. 12 888–12 900.
- [13] J. Devlin, M.-W. Chang, K. Lee, and K. Toutanova, “Bert: Pre-training of deep bidirectional transformers for language understanding,” in *Proceedings of the 2019 conference of the North American chapter of the association for computational linguistics: human language technologies*, volume 1 (long and short papers), 2019, pp. 4171–4186.
- [14] K. He, X. Chen, S. Xie, Y. Li, P. Dollár, and R. Girshick, “Masked autoencoders are scalable vision learners,” in *Proceedings of the IEEE/CVF conference on computer vision and pattern recognition*, 2022, pp. 16 000–16 009.
- [15] J. Li, D. Li, S. Savarese, and S. Hoi, “Blip-2: Bootstrapping language-image pre-training with frozen image encoders and large language models,” in *International conference on machine learning*. PMLR, 2023, pp. 19 730–19 742.

- [16] Y. Chen, D. Li, P. Zhang, J. Sui, Q. Lv, L. Tun, and L. Shang, "Cross-modal ambiguity learning for multimodal fake news detection," in *Proceedings of the ACM Web Conference 2022*, 2022, pp. 2897–2905.
- [17] F. Schroff, D. Kalenichenko, and J. Philbin, "Facenet: A unified embedding for face recognition and clustering," in *Proceedings of the IEEE conference on computer vision and pattern recognition*, 2015, pp. 815–823.
- [18] Y. Movshovitz-Attias, A. Toshev, T. K. Leung, S. Ioffe, and S. Singh, "No fuss distance metric learning using proxies," in *Proceedings of the IEEE international conference on computer vision*, 2017, pp. 360–368.
- [19] S. Kim, D. Kim, M. Cho, and S. Kwak, "Proxy anchor loss for deep metric learning," in *Proceedings of the IEEE/CVF conference on computer vision and pattern recognition*, 2020, pp. 3238–3247.
- [20] Y. Wang, F. Ma, Z. Jin, Y. Yuan, G. Xun, K. Jha, L. Su, and J. Gao, "Eann: Event adversarial neural networks for multi-modal fake news detection," in *Proceedings of the 24th acm sigkdd international conference on knowledge discovery & data mining*, 2018, pp. 849–857.
- [21] Y. Wu, P. Zhan, Y. Zhang, L. Wang, and Z. Xu, "Multimodal fusion with co-attention networks for fake news detection," in *Findings of the association for computational linguistics: ACL-IJCNLP 2021*, 2021, pp. 2560–2569.
- [22] D. Khattar, J. S. Goud, M. Gupta, and V. Varma, "Mvae: Multimodal variational autoencoder for fake news detection," in *The world wide web conference*, 2019, pp. 2915–2921.
- [23] S. Singhal, R. R. Shah, T. Chakraborty, P. Kumaraguru, and S. Satoh, "Spotfake: A multi-modal framework for fake news detection," in *2019 IEEE fifth international conference on multimedia big data (BigMM)*. IEEE, 2019, pp. 39–47.
- [24] K. Simonyan and A. Zisserman, "Very deep convolutional networks for large-scale image recognition," *arXiv preprint arXiv:1409.1556*, 2014.
- [25] S. Singhal, A. Kabra, M. Sharma, R. R. Shah, T. Chakraborty, and P. Kumaraguru, "Spotfake+: A multimodal framework for fake news detection via transfer learning (student abstract)," in *Proceedings of the AAAI conference on artificial intelligence*, vol. 34, no. 10, 2020, pp. 13 915–13 916.
- [26] X. Zhou, J. Wu, and R. Zafarani, "": Similarity-aware multi-modal fake news detection," in *Pacific-Asia Conference on knowledge discovery and data mining*. Springer, 2020, pp. 354–367.
- [27] S. Kullback and R. A. Leibler, "On information and sufficiency," *The annals of mathematical statistics*, vol. 22, no. 1, pp. 79–86, 1951.
- [28] S. Singhal, T. Pandey, S. Mrig, R. R. Shah, and P. Kumaraguru, "Leveraging intra and inter modality relationship for multimodal fake news detection," in *Companion Proceedings of the Web Conference 2022*, 2022, pp. 726–734.
- [29] L. Allein, M.-F. Moens, and D. Perrotta, "Like article, like audience: Enforcing multimodal correlations for disinformation detection," *arXiv preprint arXiv:2108.13892*, 2021.
- [30] T. Zhang, D. Wang, H. Chen, Z. Zeng, W. Guo, C. Miao, and L. Cui, "Bdann: Bert-based domain adaptation neural network for multi-modal fake news detection," in *2020 international joint conference on neural networks (IJCNN)*. IEEE, 2020, pp. 1–8.
- [31] Y. Zhou, Y. Yang, Q. Ying, Z. Qian, and X. Zhang, "Multimodal fake news detection via clip-guided learning," in *2023 IEEE International Conference on Multimedia and Expo (ICME)*. IEEE, 2023, pp. 2825–2830.
- [32] L. Peng, S. Jian, D. Li, and S. Shen, "Mrml: Multimodal rumor detection by deep metric learning," in *ICASSP 2023-2023 IEEE International Conference on Acoustics, Speech and Signal Processing (ICASSP)*. IEEE, 2023, pp. 1–5.
- [33] C. Luo, J. Zhan, X. Xue, L. Wang, R. Ren, and Q. Yang, "Cosine normalization: Using cosine similarity instead of dot product in neural networks," in *Artificial Neural Networks and Machine Learning–ICANN 2018: 27th International Conference on Artificial Neural Networks, Rhodes, Greece, October 4–7, 2018, Proceedings, Part I 27*. Springer, 2018, pp. 382–391.
- [34] J. Jing, H. Wu, J. Sun, X. Fang, and H. Zhang, "Multimodal fake news detection via progressive fusion networks," *Information processing & management*, vol. 60, no. 1, p. 103120, 2023.
- [35] K. Shu, G. Zheng, Y. Li, S. Mukherjee, A. H. Awadallah, S. Ruston, and H. Liu, "Leveraging multi-source weak social supervision for early detection of fake news (2020)," *arXiv preprint arXiv:2004.01732*, 2004.
- [36] B. Bhattarai, O.-C. Granmo, and L. Jiao, "Explainable tsetlin machine framework for fake news detection with credibility score assessment," *arXiv preprint arXiv:2105.09114*, 2021.
- [37] J. Lin, G. Tremblay-Taylor, G. Mou, D. You, and K. Lee, "Detecting fake news articles," in *2019 IEEE International Conference on Big Data (Big Data)*. IEEE, 2019, pp. 3021–3025.
- [38] K. Shu, D. Mahudeswaran, S. Wang, D. Lee, and H. Liu, "Fakenewsnet: A data repository with news content, social context, and spatiotemporal information for studying fake news on social media," *Big data*, vol. 8, no. 3, pp. 171–188, 2020.
- [39] G. Johnson, "Google translate <http://translate.google.com>," *Technical Services Quarterly*, vol. 29, no. 2, pp. 165–165, 2012.
- [40] L. Van der Maaten and G. Hinton, "Visualizing data using t-sne," *Journal of machine learning research*, vol. 9, no. 11, 2008.



EUNJEE CHOI received the B.S. degree from the Department of Business Administration, Dankook University, in 2022, and the M.S. degree from the Department of Electrical and Computer Engineering, Korea University, Seoul, Republic of Korea, in 2025. Her research interests include multimodal learning, fake news detection, large language models, and visual language models.



JUNHYUN AHN received the B.S. degree in Electronic Engineering from Korea Aerospace University, Goyang, Republic of Korea, in 2024 and is currently pursuing the M.S. degree at the Department of Electrical and Computer Engineering, Korea University, Seoul, Republic of Korea. His research interests include artificial neural networks and deep learning.



XINYU PIAO received the B.S. degree from the School of Electrical Engineering, Korea University, in 2020, and the Ph.D. degree from the Department of Electrical and Computer Engineering, Korea University, Seoul, Republic of Korea, in 2025. He is currently a postdoctoral researcher at the Department of Electrical and Computer Engineering, Korea University, since April 2025.

His research interests include systems for artificial intelligence (AI), hardware resource management, deep learning applications, and quantum computing.



JONG-KOOK KIM (Senior Member, IEEE) received the B.S. degree in electronic engineering from Korea University, Seoul, South Korea, in 1998, and the M.S. and Ph.D. degrees from the School of Electrical and Computer Engineering, Purdue University, in 2000 and 2004, respectively. He is currently a Professor with the School of Electrical Engineering, Korea University, where he joined in 2007. He was with the Samsung SDS IT Research and Development Center from 2005

to 2007.

His research interests include heterogeneous distributed computing, energy-aware computing, resource management, evolutionary heuristics, efficient systems and computing, artificial neural networks, deep learning, and systems for AI. He is a Senior Member of the IEEE and the ACM.

...