

Generating with Fairness: A Modality-Diffused Counterfactual Framework for Incomplete Multimodal Recommendations

Jin Li

jin.li-4@student.uts.edu.au
University of Technology Sydney
Sydney, Australia

Shoujin Wang*

shoujin.wang@uts.edu.au
University of Technology Sydney
Sydney, Australia

Qi Zhang

zhangqi_cs@tongji.edu.cn
Tongji University
Shanghai, China

Shui Yu

shui.yu@uts.edu.au
University of Technology Sydney
Sydney, Australia

Fang Chen

fang.chen@uts.edu.au
University of Technology Sydney
Sydney, Australia

ABSTRACT

Incomplete scenario is a prevalent, practical, yet challenging setting in Multimodal Recommendations (MMRec), where some item modalities are missing due to various factors. Recently, a few efforts have sought to improve the recommendation accuracy by exploring generic structures from incomplete data. However, two significant gaps persist: 1) the difficulty in accurately generating missing data due to the limited ability to capture modality distributions; and 2) the critical but overlooked visibility bias, where items with missing modalities are more likely to be disregarded due to the prioritization of items' multimodal data over user preference alignment. This bias raises serious concerns about the fair treatment of items. To bridge these two gaps, we propose a novel Modality-Diffused Counterfactual (MoDiCF) framework for incomplete multimodal recommendations. MoDiCF features two key modules: a novel modality-diffused data completion module and a new counterfactual multimodal recommendation module. The former, equipped with a particularly designed multimodal generative framework, accurately generates and iteratively refines missing data from learned modality-specific distribution spaces. The latter, grounded in the causal perspective, effectively mitigates the negative causal effects of visibility bias and thus assures fairness in recommendations. Both modules work collaboratively to address the two aforementioned significant gaps for generating more accurate and fair results. Extensive experiments on three real-world datasets demonstrate the superior performance of MoDiCF in terms of both recommendation accuracy and fairness. The code and processed datasets are released at <https://github.com/JinLi-i/MoDiCF>.

CCS CONCEPTS

• Information systems → Retrieval tasks and goals.

*The corresponding author.

Unpublished working draft. Not for distribution.

Permission to make digital or hard copies of all or part of this work for personal or internal use, or for the internal or personal use of specific clients, is granted by ACM for profit or commercial advantage and that copies bear this notice and the full citation on the first page. Copyrights for components of this work owned by others than the author(s) must be honored. Abstracting with credit is permitted. To copy otherwise, or republish, to post on servers or to redistribute to lists, requires prior specific permission and/or a fee. Request permissions from permissions@acm.org.

Conference'17, July 2017, Washington, DC, USA

© 2025 Copyright held by the owner/author(s). Publication rights licensed to ACM.

ACM ISBN 978-x-xxxx-xxxx-x/YY/MM

<https://doi.org/10.1145/3696410.3714606>

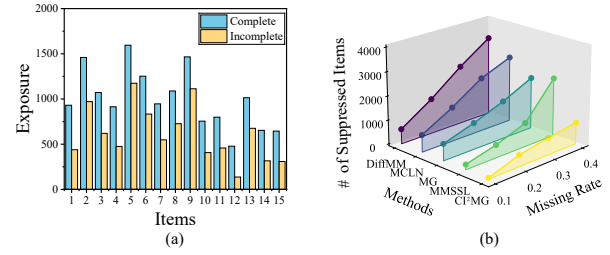


Figure 1: Examples of visibility bias. (a): Exposure of incomplete items is largely suppressed compared to complete scenarios. (b): Suppression aggravates as missing rates increase.

KEYWORDS

Multimodal recommendations, Missing modalities, Visibility bias

1 INTRODUCTION

Multimodal data has recently shown massive growth across various multimedia applications, including social media, news and e-commerce platforms [37]. To address information overload and help users discover interesting items, Multimodal Recommendations (MMRec) [5, 21, 23, 61, 62] have emerged as a prevalent research topic. MMRec integrates items' diverse modalities (e.g., item images, review texts) into user preference modeling, thereby delivering more accurate recommendations. However, most MMRec methods heavily rely on the assumption that all modalities are complete (i.e., fully observed) [1], which doesn't always hold in the real world. Factors like privacy concerns, data sparsity, and acquisition costs often result in incomplete items, with some modalities missing. This poses a significant challenge to existing methods, as they struggle to exploit useful information from limited data.

In recent years, a few efforts [1, 20, 29, 39] have been made to handle incomplete data in MMRec. Among them, two primary strategies have been researched: 1) data completion, which aims to recover missing data using different imputation methods, such as autoencoder [39], feature propagation [29], clustering-based hypergraph convolution and cross-modal transport [20], and 2) modality-invariant learning [1], which aims to learn inherent content preferences that is invariant to modality missing.

Despite achieving promising accuracy improvements, we identify two major gaps confronted by these existing methods. **Gap 1: they often struggle to accurately recover multimodal missing data due to their limited capability in capturing modality-specific distributions.**

Existing methods typically focus on learning generic data structures without explicitly exploring data distributions within each modality and their differences across modalities [4]. This is particularly crucial in incomplete MMRec, where severe information loss disrupts data structure learning [8], and, moreover, high heterogeneity commonly exists across modalities [19], making the learning process more challenging. For instance, the appearance image and description texts of an item may convey similar semantics but belong to distinct distributions. Failing to accurately capture such modality-specific distributions can greatly diminish data completion quality, leading to suboptimal recommendation performance [21]. Recently, diffusion models [2, 12, 46] have gained widespread attention for their ability to capture complex data distributions. Though several diffusion-based recommendation methods have been developed [26, 56], they are not applicable in incomplete MMRec due to their unimodal design and inability to handle incomplete data. Thus, there is an urgent need for a specifically devised diffusion module tailored for modality completion in MMRec to fill this gap.

Gap 2: *they largely overlook a critical fairness issue, namely the visibility bias of items.* This bias refers to the phenomenon that items with missing modalities are more likely to be overlooked or receive less exposure from recommenders, regardless of their genuine alignment with users' preferences. As an example in Figure 1 (a), the exposure of items in the Baby dataset by an existing MMRec method, MMSSL [48], significantly decreases in incomplete scenarios, confirming the existence of visibility bias. Moreover, Figure 1 (b) shows that as the data missing rate increases, the number of suppressed items rises rapidly, indicating a growing severity of visibility bias. This bias often leads to the unfair treatment of items and, consequently, inaccurate and biased recommendation results. For example, on e-commerce platforms, niche or artisan products may have limited visual content, which reduces their visibility and sales opportunities. This not only affects the sellers but also deprives the users of potentially better-suited products. Such critical yet overlooked bias demands careful attention and a targeted solution. However, addressing it is a non-trivial task that requires a special focus on the causal impacts [30] of incomplete multimodal content on recommendation outcomes. Most existing debiasing methods [34, 47] overlook incomplete scenarios and fail to identify the unique cause of visibility bias. Therefore, they are not ready to address this particular problem.

To this end, in this paper, we propose a novel **Modality-Diffused Counter-Factual (MoDiCF)** framework for incomplete MMRec to address the two aforementioned significant gaps. MoDiCF features the following two well-designed modules. 1) **Modality-diffused data completion module.** Built within a generative framework, this module excels at capturing and generating missing modalities from complex modality-specific distributions. To effectively harness cross-modal correlations and inject them into the diffusion process, we introduce modality-aware conditioning. It provides complementary modality information to enhance modality-specific distribution learning and facilitate cross-modal alignment. Additionally, we devise a novel iterative refinement strategy to continuously update and improve the generated missing data, further enhancing the quality of data completion. 2) **Counterfactual multimodal recommendation module.** In this module, we perform counterfactual adjustments on the MMRec process to mitigate the visibility

bias and deliver accurate and fair recommendations. We first examine the visibility bias problem through a causal lens and identify its root cause as an over-reliance on multimodal content rather than user-item preference alignment. Based on this insight, we design this module with two sub-modules, a multimodal recommender and a multimodal item predictor. The former serves as a standard MMRec model, which leverages completed multimodal data to predict user-item matching scores. The latter focuses on estimating item ranking scores based on multimodal data only, thus disentangling the effects of visibility bias – specifically, the tendency to suppress items simply due to incomplete multimodal data. By integrating the results from these two sub-modules with counterfactual inference, visibility bias can be effectively mitigated. These two modules work collaboratively to improve both recommendation accuracy and fairness of incomplete MMRec.

In summary, the main contributions of this work are as follows:

- We propose a novel modality-diffused counterfactual framework for incomplete MMRec to generate accurate and fair recommendations by effectively addressing data incompleteness and visibility bias issues.
- We devise a novel modality-aware diffusion module to accurately generate data for missing modalities, guided by multimodal conditions. This module excels at capturing complex data distributions and ensuring cross-modal consistency compared to existing incomplete MMRec methods.
- We design a new counterfactual multimodal recommendation module to effectively identify and mitigate visibility bias through counterfactual inference.

Our proposed framework could be easily instantiated into various specific models by taking them as the multimodal recommender, see Section F for more details. Evaluations on three real-world datasets show that our model significantly outperforms state-of-the-art methods in both recommendation accuracy and fairness.

2 RELATED WORK

Multimodal Recommender Systems. Multimodal recommender systems [3] have garnered significant attention. The key challenge lies in how to effectively utilize diverse multimodal content [13, 58] and explore modality-specific user preferences. To address this, Graph Neural Networks (GNNs) have been extensively researched [9, 49, 50, 59] to encode multimodal content into latent features. However, most existing methods struggle with incomplete data. A few efforts have been made to tackle this by recovering missing modality features [20, 29, 39]. Alternatively, some others have focused on learning users' inherent preferences [1], which remain invariant despite data missing. Nonetheless, they still face two significant gaps: 1) the difficulty in accurately generating missing data, and 2) the inability to mitigate visibility bias, a critical yet overlooked fairness issue in practice.

Diffusion-based Recommender Systems. Diffusion models have made substantial progress in data reconstruction [65], generation [51, 52] and denoising [12]. This promotes their integration into various recommendation tasks such as outfit recommendations [55], point-of-interest recommendations [25, 31] and sequential recommendations [22, 26, 27, 53, 56]. In the realm of MMRec [57], Jiang *et al.* [14] use a graph diffusion model to improve multimodal alignment and enhance performance by embedding multimodal

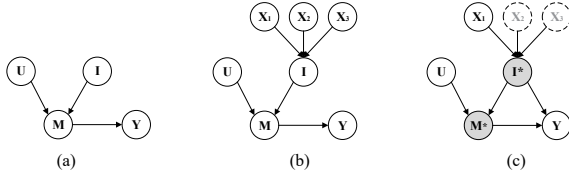


Figure 2: Causal graph for (a) RS, (b) MMRec and (c) incomplete MMRec. U: user features, I: item features, M: matching features, Y: ranking scores, X_i : multimodal data. The dashed lines indicate the missing modalities.

information into the user-item graph. Despite these advancements, there remains a lack of a well-designed diffusion module to capture multimodal correlations and handle incomplete data in MMRec. Our work aims to address this crucial shortfall.

Counterfactual Debiasing in Recommender Systems. Counterfactual inference [30, 36], as one of the powerful causal techniques, is used to explore and intervene in the causal relationships of underlying biases in hypothetical scenarios. This approach has demonstrated significant value in building trustworthy Recommender Systems (RSs) [16, 41–44], particularly for debiasing [6, 18, 45, 47]. In MMRec, a few counterfactual methods have been proposed recently. For instance, Shang *et al.* [34] address the bias stemming from the dominance of modalities, while Li *et al.* [17] reduce spurious correlations from user-uninteracted items. However, a critical visibility bias remains underexplored. This gap calls for an in-depth causal analysis of how incompleteness potentially impacts MMRec mechanisms, a need that has yet to be addressed.

3 PROBLEM FORMULATION

Let \mathcal{U} denote a set of N_U users, \mathcal{I} denote a set of N_I items, we represent the user-item interaction matrix as $\mathbf{Y} \in \mathbb{R}^{N_U \times N_I}$. We have $Y_{u,i} = 1$ if user $u \in \mathcal{U}$ has interacted with item $i \in \mathcal{I}$, and $Y_{u,i} = 0$ otherwise. In the multimodal setting, each item has M modalities, represented as $\mathcal{X}^m = \{\mathbf{x}_i^m\}_{i=1}^{N_I}$, where $\mathbf{x}_i^m \in \mathbb{R}^{d_m}$ is the m -th modality with a dimension $d_m = 128$ and $m \in [1, M]$. The goal of MMRec is to predict the matching score $Y_{u,i}$ between u and i . Beyond this, we consider two significant issues: 1) missing modalities, and 2) visibility bias.

Missing Modalities. Different from complete items, which have all modalities present, items in practice are often associated with missing modalities. Here, we consider a generalized case where each item may randomly have $\tilde{m} \in [0, M - 1]$ modalities missing. This means the degree of incompleteness varies across items, but at least one modality is observed per item. We define an indicator matrix $\mathbf{E} \in \{0, 1\}^{N_I \times M}$ to record incompleteness, where $E_{i,m} = 0$ indicates missing modality and $E_{i,m} = 1$ otherwise. Thus, we have the observed set and missing set $\mathcal{E}_{ob}^m = \{i | E_{i,m} = 1\}$ and $\mathcal{E}_{ms}^m = \{i | E_{i,m} = 0\}$. Accordingly, multimodal data can be split into $\mathcal{X}_{ob}^m = \{\mathbf{x}_i^m | i \in \mathcal{E}_{ob}^m\}$ and $\mathcal{X}_{ms}^m = \{\mathbf{x}_i^m | i \in \mathcal{E}_{ms}^m\}$ with $\mathcal{X}^m = \mathcal{X}_{ob}^m \cup \mathcal{X}_{ms}^m$. Note that, for \mathcal{X}_{ms}^m , we initialize them with $\mathbf{0} \in \mathbb{R}^{d_m}$.

Visibility Bias. To analyze visibility bias from a fundamental causal perspective, we first formulate the MMRec problem as a structural causal model [30] in Figure 2 (b). Three causal relations are observed: 1) $\{X_i\}_{i=1}^3 \rightarrow I$ indicates the integration of multimodal data into item features; 2) $U, I \rightarrow M$ indicates the learning of

user-item preference matching; and 3) $M \rightarrow Y$ represents the prediction of ranking scores based on matching features. While in an incomplete scenario of Figure 2 (c), an additional causal path $I^* \rightarrow Y$ emerges. This forms a shortcut to generate recommendations, instigating the model to prioritize items' multimodal data over user preference alignment. Hence, incomplete items can hardly compete with complete ones, leading to reduced exposure and visibility bias.

4 THE MODICF FRAMEWORK

The proposed MoDiCF framework, as shown in Figure 3, consists of two key modules: a Modality-Diffused Data Completion (MDDC) module and a Counterfactual Multimodal Recommendation (CFMR) module. For incomplete items, the framework first maps the observed data into latent spaces and learns modality-specific distributions through a diffusion process. Particularly, modality-aware conditions are injected to guide the learning and ensure cross-modal consistency. Then, missing modalities can be generated from the learned distributions and refined iteratively. Based on the completed multimodal data, the CFMR module is devised to address visibility bias with two sub-modules, i.e., the multimodal recommender and the item predictor. By drawing on causal insights, we can effectively disentangle the negative effects of visibility bias using the item predictor and eliminate them from the multimodal recommender's results. These modules are trained collaboratively to deliver more accurate and fair recommendations.

4.1 Modality-Diffused Data Completion Module

This module generally follows the prevalent DDPM paradigm [12] for high compatibility and extensibility. However, it is tailored for multimodal data completion with two specific designs: 1) diffusion with modality-aware conditioning to incorporate cross-modal correlations; and 2) iterative refinement to progressively enhance the generated data and reduce ambiguity from missing information.

4.1.1 Diffusion with Modality-aware Conditioning. As shown in Figure 3, we consider the diffusion process independently for different modalities, as they follow distinct distributions. For the m -th modality, we first encode the observed data \mathcal{X}_{ob}^m into a latent space using a latent encoder E_{diff}^m and thus obtain a set of latent representations \mathbf{V}_{ob}^m . A diffusion process is then trained in this latent space to capture modality-specific distributions through a series of forward and reverse steps. Starting with $\mathbf{v}_{ob,0}^m$, the forward process transforms the original modality distribution into Gaussian noise over T steps (we set $T = 1000$ following [12]), formulated as:

$$q(\mathbf{v}_{ob,1:T}^m | \mathbf{v}_{ob,0}^m) = \prod_{t=1}^T q(\mathbf{v}_{ob,t}^m | \mathbf{v}_{ob,t-1}^m), \quad (1)$$

$$q(\mathbf{v}_{ob,t}^m | \mathbf{v}_{ob,t-1}^m) = \mathcal{N}(\mathbf{v}_{ob,t}^m; \sqrt{1 - \beta_t} \mathbf{v}_{ob,t-1}^m, \beta_t \mathbf{I}),$$

where $t \in [1, T]$ and β_1, \dots, β_T are a predefined variance schedule. In the reverse process, the goal is to recover $\mathbf{v}_{ob,0}^m$ from $p_\theta(\mathbf{v}_{ob,T}^m)$. However, due to incompleteness, the lack of sufficient observable samples can lead to severe information loss. More importantly, unimodal diffusion often fails to achieve semantic consistency across different item modalities. To address these, we introduce a novel **modality-aware condition mechanism** to guide the diffusion. First, features from other modalities of items in \mathcal{E}_{ob}^m are gathered as

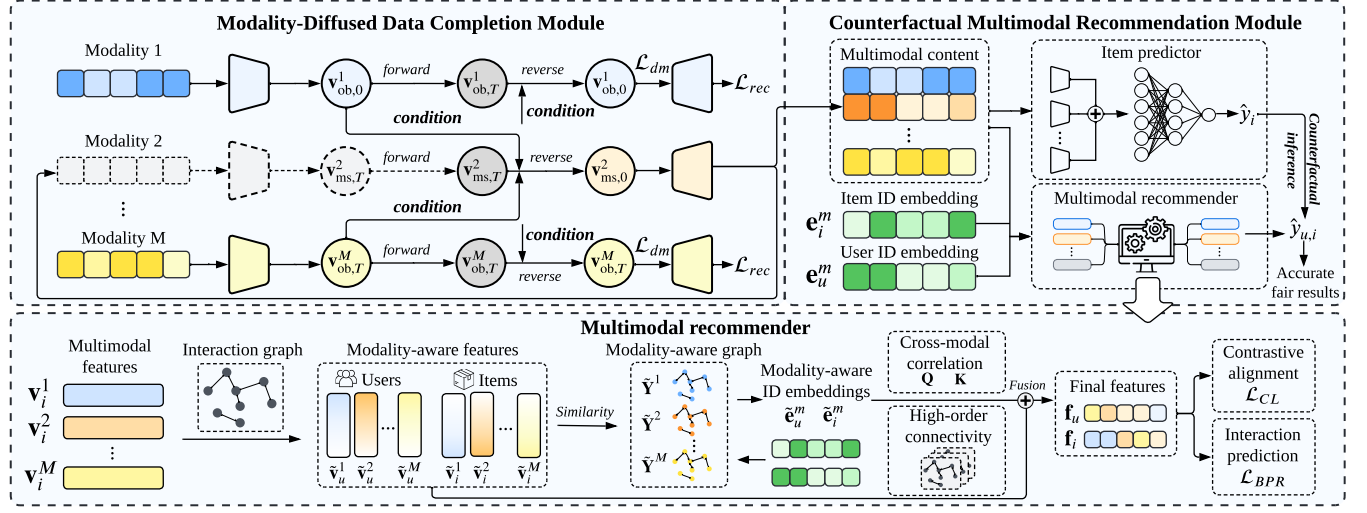


Figure 3: The MoDiCF framework comprises two key modules: a modality-diffused data completion module and a counterfactual multimodal recommendation module. The former is devised to generate data for missing modalities from captured modality-specific distributions, guided by modality-aware conditions. The latter aims to address visibility bias from a causal perspective.

$\mathcal{V}_{cn}^m = \{v_i^j | i \in \mathcal{E}_{ob}^m, j = 1, \dots, M, j \neq m\}$. Then, they are integrated using a fusion network f_{cn} , producing modality-aware conditions $\mathbf{v}_{cn,0}^m$. Instead of directly learning $p_\theta(\mathbf{v}_{ob,t-1}^m | \mathbf{v}_{ob,t}^m)$, we present a modality-conditioned model θ_{cn} to take complementary modality information into account, formulating the reverse process as:

$$p_{\theta_{cn}}(\mathbf{v}_{ob,t-1}^m | \mathbf{v}_{ob,t}^m, \mathbf{v}_{cn,t}^m) = \mathcal{N}(\mathbf{v}_{ob,t-1}^m; \mu_{\theta_{cn}}(\mathbf{v}_{ob,t}^m, \mathbf{v}_{cn,t}^m, t), \sigma_t^2 \mathbf{I}), \quad (2)$$

where $\mathbf{v}_{cn,t}^m$ is the condition at step t , and σ_t^2 is the variance [12]. The mean $\mu_{\theta_{cn}}(\mathbf{v}_{ob,t}^m, \mathbf{v}_{cn,t}^m, t)$ is computed using the following parameterization strategy:

$$\mu_{\theta_{cn}}(\mathbf{v}_{ob,t}^m, \mathbf{v}_{cn,t}^m, t) = \frac{1}{\sqrt{\alpha_t}} \left(\mathbf{v}_{ob,t}^m - \frac{\beta_t}{\sqrt{1-\alpha_t}} \epsilon_{cn}(\mathbf{v}_{ob,t}^m, \mathbf{v}_{cn,t}^m, t) \right), \quad (3)$$

where $\alpha_t = 1 - \beta_t$, $\bar{\alpha}_t = \prod_{i=1}^t \alpha_i$, and ϵ_{cn} is a neural network based on the U-Net architecture [12, 33] to predict $\epsilon \sim \mathcal{N}(\mathbf{0}, \mathbf{I})$. To reinforce the integration of conditions, we perform attention-based [38, 46] condition fusion in ϵ_{cn} . Assume the representations of $\mathbf{v}_{ob,t}^m$ and $\mathbf{v}_{cn,t}^m$ in the l -th layer of ϵ_{cn} are $\mathbf{v}_{ob,t}^{m(l)}$ and $\mathbf{v}_{cn,t}^{m(l)}$, we have:

$$\mathbf{v}_{fuse,t}^{m(l)} = \text{softmax} \left(\frac{1}{\sqrt{d^{(l)}}} (\mathbf{v}_{ob,t}^{m(l)} \mathbf{W}_Q^{(l)})^\top (\mathbf{v}_{cn,t}^{m(l)} \mathbf{W}_K^{(l)}) \right) (\mathbf{v}_{cn,t}^{m(l)} \mathbf{W}_V^{(l)}), \quad (4)$$

where $\mathbf{W}_Q^{(l)}$, $\mathbf{W}_K^{(l)}$ and $\mathbf{W}_V^{(l)}$ are learnable parameters, and $d^{(l)}$ is the dimension of the l -th layer. The fused representation $\mathbf{v}_{fuse,t}^{m(l)}$ is then forwarded to the next layer.

After this modality-aware diffusion process, a latent decoder D_{diff}^m is applied to map latent representations back to the original modality space. The loss objective for this module \mathcal{L}_{diff} is composed of two terms: the diffusion loss \mathcal{L}_{dm} and the reconstruction loss \mathcal{L}_{rec} , balanced by α_1 (the value is set as Table 4 in the Appendix).

The loss objective is defined as:

$$\mathcal{L}_{diff} = \mathcal{L}_{dm} + \alpha_1 \mathcal{L}_{rec}, \quad (5)$$

$$\mathcal{L}_{dm} = \mathbb{E}_{t,\epsilon} \left[\|\epsilon - \epsilon_{cn}(\mathbf{v}_{ob,t}^m, \mathbf{v}_{cn,t}^m, t)\|_2^2 \right], \quad (6)$$

$$\mathcal{L}_{rec} = \mathbb{E}_{\mathbf{x}_{ob}^m \sim \mathcal{X}_{ob}^m} \left[\|D_{diff}^m(E_{diff}^m(\mathbf{x}_{ob}^m)) - \mathbf{x}_{ob}^m\|_2^2 \right]. \quad (7)$$

4.1.2 Iterative Refinement. Besides the modality-aware conditions, another notable difference between our method and existing diffusion models [1, 12, 26, 55] is the iterative refinement strategy we propose. This allows us to leverage both complete and incomplete items during training, and progressively refine the quality of generated data. We begin by initializing missing modalities \mathcal{X}_{ms}^m with zero vectors, and then apply the modality-aware diffusion process to learn modality-specific distributions. Next, we aim to perform diffusion generation to update incomplete modality data. Specifically, for the m -th modality, we draw Gaussian noise \mathbf{v}_{ms,T_s}^m from $\mathcal{N}(\mathbf{0}, \mathbf{I})$. Similar to the reverse process, we gather representations from other modalities and inject modality-aware conditions \mathbf{v}_{cn,T_s}^m into the generation process for guidance. For each sampling step $t = T_s, \dots, 1$, we use the following generation process to recover missing representations:

$$\mathbf{v}_{ms,t-1}^m = \frac{1}{\sqrt{\alpha_t}} \left(\mathbf{v}_{ms,t}^m - \frac{\beta_t}{\sqrt{1-\alpha_t}} \epsilon_{cn}(\mathbf{v}_{ms,t}^m, \mathbf{v}_{cn,t}^m, t) \right) + \sigma_t \mathbf{z}, \quad (8)$$

where $\mathbf{z} \sim \mathcal{N}(\mathbf{0}, \mathbf{I})$ if $t > 1$, and $\mathbf{z} = \mathbf{0}$ otherwise. To accelerate the generation process, we apply an efficient sampling strategy from [35]. The generated missing modality $\hat{\mathbf{x}}_{ms}^m$ is then obtained by decoding $\mathbf{v}_{ms,0}^m$ with the latent decoder D_{diff}^m . By replacing each \mathbf{x}_{ms}^m with $\hat{\mathbf{x}}_{ms}^m$ and repeating these steps throughout the training, newly recovered data continuously participate in the diffusion process and effectively reduce the ambiguity due to missing information. In this way, the quality of modality completion is progressively refined for improving MMRec performance.

4.2 Counterfactual Multimodal Recommendation Module

Building upon the well-designed MDDC module, we can effectively generate complete multimodal data for recommendations. However, visibility bias remains unaddressed, as it arises from inherent mechanisms within incomplete MMRec. Since data-driven methods usually fall short in identifying the root causes of underlying biases [16], we shift to a causal perspective for resolution. In this module, we integrate counterfactual inference into MMRec process to deliver accurate and fair recommendations.

Following counterfactual inference, we aim to explore this hypothetical question: *what would the ranking scores (Y) be if items (I) were incomplete and visibility bias emerged?* This suggests us to measure the causal effects on the outcome variable Y by changing the treatment variable I from the current complete scenario, $I = i$, to a hypothetical scenario, $I = i^*$, where incompleteness and visibility bias exist. This is known as the Total Effect (TE) [30, 47]:

$$TE = Y_{i, M_i} - Y_{i^*, M_{i^*}}, \quad (9)$$

where Y_{i, M_i} and $Y_{i^*, M_{i^*}}$ are respectively the values of ranking scores under two different scenarios: $I = i$ and $I = i^*$. However, as we may recall from Section 3, both the direct path $I \rightarrow Y$ and the indirect path $I \rightarrow M \rightarrow Y$ contribute to TE. The former is the root cause of the visibility bias while the latter is desired for accurate and fair recommendations. To disentangle visibility bias, we decompose TE into the Natural Direct Effect (NDE) and the Total Indirect Effect (TIE), capturing the effects of direct and indirect paths, respectively. Therefore, addressing visibility bias is now formulated as eliminating NDE from TE and focusing on the learning of TIE:

$$NDE = Y_{i, M_{i^*}} - Y_{i^*, M_{i^*}}, \quad TIE = TE - NDE = Y_{i, M_i} - Y_{i, M_{i^*}}. \quad (10)$$

Based on this insight, we design a novel CFMR module with two sub-modules, namely a multimodal recommender and an item predictor. The former predicts ranking scores based on user-item matching features while the latter only relies on multimodal data to directly measure the negative effects of visibility bias. Their predictions are then aggregated following Eq. 10 for debiasing.

4.2.1 Multimodal Recommender. Motivated by the recent success [48, 50, 64] of graph representation learning in MMRec, we present a multimodal recommender which incorporates multimodal features into user-item graph learning. Specifically, we first construct a user-item graph $\mathcal{G} = \{(u, i) | u \in \mathcal{U}, i \in \mathcal{I}\}$ by taking users and items as nodes, and user-item interactions $Y_{u, i}$ as edges. Based on the completed multimodal data \hat{X}^m , we extract latent representations $\mathcal{V}^m = \{\mathbf{v}_1^m, \dots, \mathbf{v}_{N_I}^m\}$ for each modality using a latent encoder, where $\mathbf{v}_i^m \in \mathbb{R}^d$, d is the dimension of the latent space. For each modality, we derive modality-aware user and item features from latent representations via:

$$\tilde{\mathbf{v}}_u^m = \sum_{a \in \mathcal{N}_u} \mathbf{v}_a^m / \sqrt{|\mathcal{N}_u|}, \quad \tilde{\mathbf{v}}_i^m = \sum_{b \in \mathcal{N}_i} \mathbf{v}_b^m / \sqrt{|\mathcal{N}_i|}, \quad (11)$$

where \mathcal{N}_u and \mathcal{N}_i are the neighborhood sets of users and items in \mathcal{G} . Then, we learn a modality-aware user-item interaction matrix Y^m for the m -th modality, by calculating $Y_{u, i}^m = \text{sim}(\tilde{\mathbf{v}}_u^m, \tilde{\mathbf{v}}_i^m)$, where $\text{sim}(\cdot, \cdot)$ is the cosine similarity. Based on this, we perform information aggregation for user and item ID embeddings $\mathbf{e}_u \in \mathbf{E}_U$

and $\mathbf{e}_i \in \mathbf{E}_I$ with the following:

$$\mathbf{e}_u^m = \sum_{a \in \mathcal{N}_u^m} \mathbf{e}_a / \sqrt{|\mathcal{N}_u^m|}, \quad \mathbf{e}_i^m = \sum_{b \in \mathcal{N}_i^m} \mathbf{e}_b / \sqrt{|\mathcal{N}_i^m|}, \quad (12)$$

where \mathcal{N}_u^m and \mathcal{N}_i^m are the neighborhood sets derived from Y^m .

To further improve representation learning, we perform the multi-head self-attention mechanism [38] to learn cross-modal correlations. Given H attention heads, the attention mechanism can be formulated as:

$$\tilde{\mathbf{e}}_u^m = \sum_{h=1}^H \left\| \text{softmax} \left(\frac{1}{\sqrt{d/H}} (\mathbf{e}_u^m \mathbf{W}_h^Q)^\top \cdot (\mathbf{e}_u^m \mathbf{W}_h^K) \right) \cdot \mathbf{e}_u^m \right\|, \quad (13)$$

where $\mathbf{W}_h^Q, \mathbf{W}_h^K$ are learnable parameters of query and key transformations. Then, multimodal embeddings are integrated with the mean-pooling strategy $\bar{\mathbf{e}}_u = \sum_{m=1}^M \tilde{\mathbf{e}}_u^m / M$. The corresponding item embeddings can be obtained analogously. Meanwhile, to capture high-order connectivity patterns, we perform recursive message passing to refine the embeddings:

$$\hat{\mathbf{E}}_U^{(l+1)} = \mathbf{Y} \cdot \hat{\mathbf{E}}_I^{(l)}, \quad (14)$$

where $\hat{\mathbf{E}}_U$ is initialized as $\hat{\mathbf{E}}_U^0 = \mathbf{E}_U + \eta \bar{\mathbf{E}}_U / \|\bar{\mathbf{E}}_U\|_2^2$, η is a hyperparameter with its value in Table 4 and $\bar{\mathbf{E}}_U = [\bar{\mathbf{e}}_1, \dots, \bar{\mathbf{e}}_{N_U}]$. After L layers of updating, we integrate the embeddings of each layer through $\hat{\mathbf{E}}_u = \sum_{l=1}^L \hat{\mathbf{E}}_U^{(l)} / L$. The resulting user embeddings are obtained by $\mathbf{f}_u = \hat{\mathbf{E}}_u + \delta \sum_{m=1}^M \tilde{\mathbf{v}}_u^m / \|\tilde{\mathbf{v}}_u^m\|_2$, where δ is the hyperparameter of fusion weight, whose value is specified in Table 4. Item embeddings can be computed analogously. Consequently, the interaction between user u and item i is predicted through $\hat{y}_{u, i} = \mathbf{f}_u^\top \mathbf{f}_i$.

The training objective of multimodal recommender includes two parts: cross-modal contrastive learning and interaction prediction. The former injects additional self-supervised signal [48] into MM-Rec and is trained with the following loss function:

$$\mathcal{L}_{CL} = - \sum_{m=1}^M \sum_{u=1}^{N_U} \log \frac{\exp(\text{sim}(\mathbf{f}_u, \mathbf{e}_u^m))}{\sum_{v=1}^{N_U} (\exp(\text{sim}(\mathbf{f}_v, \mathbf{e}_u^m)) + \exp(\text{sim}(\mathbf{e}_v^m, \mathbf{e}_u^m)))}. \quad (15)$$

The latter focuses on the prediction of user-item interactions, which is supervised by the Bayesian Personalized Ranking (BPR) loss [32]:

$$\mathcal{L}_{BPR_{u, i}} = f_{BPR}(\hat{y}_{u, i_p}, \hat{y}_{u, i_n}) = - \sum_{(u, i_p, i_n) \in \mathcal{A}} \log \left(\text{sigm}(\hat{y}_{u, i_p} - \hat{y}_{u, i_n}) \right), \quad (16)$$

where i_p and i_n are positive and negative items for u , and $\text{sigm}(\cdot)$ is the sigmoid function.

4.2.2 Item Predictor. Following the causal graph in Figure 2 (c), we design a straightforward yet effective item predictor θ_{item} to estimate the effects of visibility bias by predicting interactions based on multimodal data of items only. Specifically, we first extract multimodal representations through latent encoders, and then concatenate them to feed into a predictor θ_{item} . In this paper, we adopt a simple MLP with the LeakyReLU activation function [7] to predict \hat{y}_i . We also perform the BPR loss to supervise the training of the item predictor, defined as $\mathcal{L}_{BPR_i} = f_{BPR}(\hat{y}_{i_p}, \hat{y}_{i_n})$. During the training stage, we combine the BPR loss components from the multimodal recommender and item predictor together with a balance parameter α_2 (the value is set as Table 4): $\mathcal{L}_{BPR} = \mathcal{L}_{BPR_{u, i}} + \alpha_2 \mathcal{L}_{BPR_i}$. During the inference stage, we follow the counterfactual inference

Table 1: Statistics of multimodal datasets, with multimodal content Visual (V), Acoustic (A) and Textual (T).

Dataset	#Users	#Items	#Interactions	Modalities	Sparsity
Baby	19,445	7,050	139,110	V, T	99.899%
Tiktok	9,319	6,710	59,541	V, A, T	99.904%
Allrecipies	19,805	10,067	58,922	V, T	99.970%

in Eq. 10 to adjust the predictions by eliminating NDE from TE:

$$y_{u,i} = \hat{y}_{u,i} * \text{sigm}(\hat{y}_i) - \gamma * \text{sigm}(\hat{y}_i), \quad (17)$$

where γ represents the value of $\hat{y}_{u,i}^*$ in the counterfactual scenario, which is usually chosen empirically [47]. As a result, we can effectively alleviate the negative effects of visibility bias and generate accurate and fair recommendations.

4.3 Optimization

The overall objective of MoDiCF is to jointly optimize the MDDC module and the CFMR module. The overall objective is

$$\mathcal{L} = \mathcal{L}_{\text{diff}} + \mathcal{L}_{\text{BPR}} + \lambda_1 \mathcal{L}_{\text{CL}} + \lambda_2 \|\Theta\|_2^2, \quad (18)$$

where λ_1 and λ_2 are trade-off parameters, whose values are specified in Table 4. The last term is a regularization term to prevent overfitting with a small decay coefficient $\lambda_2 = 10^{-5}$. Considering the diffusion process usually requires more training iterations than recommender systems, we implement a two-stage training strategy to optimize the MoDiCF framework. In the first stage, we pre-train the MDDC module with the loss $\mathcal{L}_{\text{diff}}$. In the second stage, we jointly optimize the entire framework using \mathcal{L} . The algorithm of MoDiCF is summarized in Algorithm 1 in the Appendix.

5 EXPERIMENTS

5.1 Data Preparation

We conduct extensive experiments on three publicly available multimodal recommendation datasets: Amazon Baby (Baby for short), Tiktok and Allrecipies [48]. The baby dataset contains user reviews and ratings on baby products, and each rating is considered a user-item interaction. It has visual and textual features with 4,096 and 1,024 dimensions. The Tiktok dataset contains visual, acoustic and textual features with dimensions of 128, 128 and 768, respectively. The Allrecipies dataset includes food recipes with visual and textual features with dimensions of 2,048 and 20, respectively. We follow the same partition settings in [48] to prepare the training, validation and test sets. A summary of dataset statistics is in Table 1.

Based on these, we construct incomplete multimodal datasets using the following strategy. First, we define a missing rate $MR = \frac{\sum_{m=1}^M |\mathcal{E}_{ms}^m|}{N_I \times M}$ to control the incompleteness level. To ensure that each item has at least one observed modality, MR ranges from $(0, \frac{M-1}{M}]$. We set $MR = 0.4$ for all datasets unless otherwise specified. Modalities of each item are randomly dropped according to these rules. This incomplete multimodal content is used consistently across the training, validation and test sets to prevent information leakage.

5.2 Experimental Settings

5.2.1 Baselines. To evaluate the recommendation performance in incomplete multimodal scenarios, we adopt 13 representative

and/or state-of-the-art baseline methods from three classes. 1) Unimodal RS methods: **LightGCN** [11] and **AutoCF** [54]; 2) MM-Rec methods: **FREEDOM** [63], **MMSSL** [48], **BM3** [64], **MG** [60], **MCLN** [17], **MCDRec** [28], **DiffMM** [14] and **MDB** [34]; 3) Incomplete MMRec methods: **LRMM** [39], **CI²MG** [20] and **MILK** [1]. These methods are carefully selected to cover a wide range of aspects, including diffusion-based [14, 28], causal-based [17, 34], fairness-aware methods [34] and incomplete MMRec [1, 20, 39]. Note that some classic methods, e.g., VBPR [10] and MMGCN [50], are not included for comparison since the chosen methods such as MMSSL have been shown to outperform them in prior studies [14, 48]. For methods that cannot handle incomplete data, we follow [1] to use the mean strategy to impute missing modalities.

5.2.2 Evaluation Metrics. The goal of this work is to generate accurate and fair recommendations in incomplete multimodal scenarios. To this end, we evaluate all methods from the following aspects: 1) recommendation accuracy, 2) fairness, and 3) the combination of them. For recommendation accuracy, we adopt three widely-used metrics: Recall@K, Precision@K and NDCG@K. To assess the visibility bias, inspired by the isolation index [45], we design a new metric, $F@K$. It measures the disparity between the proportion of incomplete items in the top-K recommendations ($P_r@K$) and in the entire dataset (P_d), defined as

$$F@K = 1 - \left| \frac{P_r@K - P_d}{P_d} \right|, \quad P_r@K = \frac{\text{\#incomplete items}}{K}. \quad (19)$$

A higher $F@K$ indicates more fair exposure of incomplete items. Moreover, inspired by the harmonic mean in F1-score, we propose $F_{\text{fuse}}@K$ to appropriately combine accuracy and fairness:

$$F_{\text{fuse}}@K = \frac{2 \cdot F@K \cdot \text{Precision}@K}{F@K + \text{Precision}@K}. \quad (20)$$

All metrics are reported for $K = 10$ and $K = 20$. Following [40], we perform a paired t-test with $p < 0.05$ for significance test.

5.2.3 Parameter Settings. For a fair comparison, we first set the parameters of all baselines using the settings reported in their original papers and then fine-tune them for optimal performance on the validation set. The key hyperparameters of each baseline are outlined in Section C.1 in the Appendix. Our method involves two training stages. In the pretraining stage, we start with a learning rate lr of 10^{-4} , using a scheduler to reduce it by a factor of 0.95 every 100 epochs for fast convergence. In the second stage, we use a constant lr of 10^{-4} with a maximum epoch of 250. We empirically set the sampling step T_s to 10. The trade-off paramter λ_1 is searched within $\{n \times 0.01\}_{n=1}^{20}$, while λ_2 is fixed at 10^{-5} . The hyperparameters $\alpha_1, \alpha_2, \eta, \delta$ are tuned within $\mathcal{S} = \{n \times 0.1\}_{n=1}^{10}$, and the counterfactual coefficient γ is searched within $\{10^{-n}\}_{n=0}^3 \cup \{n \times 10\}_{n=1}^5$. In the multimodal recommender sub-module, we empirically set the number of layers $L = 2$ and tune the number of heads H within $\{2^n\}_{n=0}^4$. To be fair, the embedding dimensions for all methods are set to 256, 256 and 128 for the Baby, Tiktok and Allrecipies datasets, respectively. Our MoDiCF framework is implemented in PyTorch and optimized using the Adam optimizer [15]. All experiments are conducted on a server with an AMD EPYC 9351P CPU, 2 NVIDIA L4 GPUs and 192GB RAM. To ensure reliable results, we repeat the experiments 10 times with different sampled incomplete datasets and model

Table 2: Comparison of accuracy and fairness performance (%) with baselines on the Baby, Tiktok and Allrecipes datasets. The best results are highlighted in bold, and the second best are underlined. * indicates the improvement is significant with $p < 0.05$. Note that, since unimodal RSs are not affected by visibility bias, they can be regarded as the ideal fairness reference.

Dataset	Methods	Recall		Precision		NDCG		F		F_{fuse}	
		K=10	K=20	K=10	K=20	K=10	K=20	K=10	K=20	K=10	K=20
Baby	LightGCN	4.24 ± 0.08	6.70 ± 0.22	0.45 ± 0.01	0.35 ± 0.01	2.27 ± 0.05	2.91 ± 0.09	87.44 ± 6.39	91.61 ± 3.16	0.80 ± 0.02	0.67 ± 0.02
	AutoCF	4.64 ± 0.10	6.87 ± 0.14	0.49 ± 0.01	0.37 ± 0.01	2.53 ± 0.06	3.10 ± 0.06	87.79 ± 0.54	91.15 ± 0.41	0.98 ± 0.02	0.73 ± 0.01
	FREEDOM	4.60 ± 0.62	7.51 ± 0.94	0.48 ± 0.06	0.40 ± 0.05	2.41 ± 0.32	3.15 ± 0.40	84.44 ± 1.36	88.65 ± 1.64	0.97 ± 0.13	0.79 ± 0.10
	MMSSL	5.11 ± 0.71	8.18 ± 1.10	0.54 ± 0.08	0.43 ± 0.06	2.76 ± 0.41	3.56 ± 0.50	85.12 ± 1.86	88.29 ± 1.66	0.97 ± 0.14	0.82 ± 0.11
	BM3	4.99 ± 0.18	8.01 ± 0.32	0.52 ± 0.02	0.42 ± 0.02	2.62 ± 0.10	3.39 ± 0.14	84.50 ± 4.05	88.53 ± 1.94	1.04 ± 0.04	0.84 ± 0.03
	MG	5.10 ± 0.22	8.22 ± 0.28	<u>0.54 ± 0.02</u>	0.43 ± 0.02	2.69 ± 0.11	3.48 ± 0.13	84.38 ± 3.94	88.74 ± 1.81	1.07 ± 0.05	0.86 ± 0.03
	MCLN	4.79 ± 0.05	7.94 ± 0.14	0.50 ± 0.01	0.42 ± 0.01	2.42 ± 0.03	3.22 ± 0.04	84.22 ± 4.91	87.88 ± 3.53	1.00 ± 0.01	0.83 ± 0.01
	MCDRec	4.04 ± 0.14	6.67 ± 0.27	0.43 ± 0.01	0.35 ± 0.01	2.03 ± 0.08	2.70 ± 0.11	84.39 ± 4.23	88.46 ± 1.76	0.85 ± 0.03	0.70 ± 0.03
	DiffMM	5.11 ± 0.37	8.24 ± 0.52	0.54 ± 0.04	0.43 ± 0.03	2.67 ± 0.20	3.47 ± 0.23	85.53 ± 2.47	<u>89.21 ± 0.52</u>	1.07 ± 0.08	<u>0.87 ± 0.05</u>
	MDB	3.51 ± 0.12	5.81 ± 0.11	0.37 ± 0.01	0.31 ± 0.01	1.79 ± 0.06	2.38 ± 0.06	85.65 ± 1.92	89.01 ± 1.05	0.74 ± 0.03	0.62 ± 0.01
	LRMM	2.79 ± 0.11	4.34 ± 0.12	0.30 ± 0.01	0.24 ± 0.01	1.52 ± 0.07	1.92 ± 0.06	70.48 ± 1.88	72.96 ± 1.79	0.60 ± 0.02	0.47 ± 0.01
	CI ² MG	5.13 ± 0.44	8.29 ± 0.64	0.54 ± 0.05	<u>0.44 ± 0.03</u>	<u>2.76 ± 0.23</u>	<u>3.58 ± 0.28</u>	<u>85.68 ± 1.42</u>	89.00 ± 0.99	<u>1.08 ± 0.09</u>	0.87 ± 0.07
	MILK	1.87 ± 0.04	3.38 ± 0.11	0.12 ± 0.01	0.10 ± 0.01	0.80 ± 0.03	1.10 ± 0.04	56.88 ± 6.05	68.53 ± 5.17	0.24 ± 0.01	0.20 ± 0.01
	MoDiCF	5.51 ± 0.17*	8.76 ± 0.21*	0.58 ± 0.02*	0.46 ± 0.01*	2.95 ± 0.10*	3.78 ± 0.10*	87.24 ± 1.09*	90.12 ± 0.90*	1.16 ± 0.03*	0.92 ± 0.02*
Tiktok	LightGCN	3.57 ± 1.39	5.35 ± 2.02	0.36 ± 0.14	0.27 ± 0.10	1.83 ± 0.72	2.28 ± 0.88	88.57 ± 0.78	92.23 ± 0.55	0.64 ± 0.25	0.51 ± 0.19
	AutoCF	3.55 ± 0.53	5.72 ± 0.68	0.36 ± 0.05	0.29 ± 0.03	1.79 ± 0.30	2.34 ± 0.34	<u>88.55 ± 0.43</u>	<u>92.25 ± 0.34</u>	0.71 ± 0.10	0.57 ± 0.07
	FREEDOM	<u>5.07 ± 0.25</u>	7.48 ± 0.37	<u>0.51 ± 0.03</u>	0.38 ± 0.02	2.53 ± 0.19	3.13 ± 0.22	85.64 ± 6.03	88.36 ± 3.62	<u>1.01 ± 0.05</u>	0.75 ± 0.04
	MMSSL	4.76 ± 0.23	7.38 ± 0.35	0.48 ± 0.02	0.37 ± 0.02	2.58 ± 0.16	3.24 ± 0.20	<u>87.44 ± 0.97</u>	90.05 ± 0.70	0.88 ± 0.07	0.71 ± 0.04
	BM3	5.02 ± 0.33	7.59 ± 0.57	0.50 ± 0.03	0.38 ± 0.03	2.53 ± 0.22	3.18 ± 0.28	85.53 ± 4.23	88.46 ± 4.42	1.00 ± 0.07	0.76 ± 0.06
	MG	5.01 ± 0.29	7.71 ± 0.35	0.50 ± 0.03	0.39 ± 0.02	2.49 ± 0.08	3.16 ± 0.09	82.10 ± 6.55	88.09 ± 3.41	1.00 ± 0.06	<u>0.77 ± 0.03</u>
	MCLN	4.56 ± 0.46	7.25 ± 0.92	0.46 ± 0.05	0.36 ± 0.05	2.22 ± 0.34	2.89 ± 0.36	84.92 ± 8.50	88.18 ± 3.85	0.91 ± 0.09	0.72 ± 0.09
	MCDRec	4.39 ± 0.51	7.07 ± 0.90	0.44 ± 0.05	0.35 ± 0.05	2.28 ± 0.31	2.96 ± 0.36	84.72 ± 6.78	89.16 ± 3.19	0.85 ± 0.14	0.68 ± 0.13
	DiffMM	4.73 ± 0.66	7.60 ± 0.94	0.47 ± 0.07	0.38 ± 0.05	<u>2.68 ± 0.31</u>	<u>3.40 ± 0.32</u>	85.50 ± 4.49	89.68 ± 2.00	0.94 ± 0.13	0.76 ± 0.09
	MDB	4.27 ± 0.48	6.77 ± 0.46	0.43 ± 0.05	0.34 ± 0.02	2.16 ± 0.21	2.79 ± 0.15	84.56 ± 9.45	89.63 ± 4.91	0.85 ± 0.09	0.68 ± 0.04
	LRMM	3.27 ± 0.36	4.95 ± 0.56	0.33 ± 0.04	0.25 ± 0.03	1.70 ± 0.27	2.12 ± 0.28	80.27 ± 4.44	82.48 ± 3.20	0.65 ± 0.07	0.49 ± 0.06
	CI ² MG	4.91 ± 0.39	<u>7.74 ± 0.28</u>	0.49 ± 0.04	<u>0.39 ± 0.01</u>	2.67 ± 0.21	3.38 ± 0.19	84.28 ± 1.08	<u>91.32 ± 0.29</u>	0.97 ± 0.09	0.76 ± 0.04
	MILK	1.70 ± 0.19	3.00 ± 0.33	0.10 ± 0.02	0.09 ± 0.01	0.68 ± 0.10	0.93 ± 0.11	70.49 ± 6.80	76.31 ± 5.84	0.20 ± 0.03	0.17 ± 0.02
	MoDiCF	5.94 ± 0.35*	9.29 ± 0.54*	0.59 ± 0.04*	0.46 ± 0.03*	3.15 ± 0.31*	3.99 ± 0.30*	88.15 ± 1.60*	92.27 ± 1.32*	1.18 ± 0.07*	0.92 ± 0.05*
Allrecipes	LightGCN	1.27 ± 0.10	2.12 ± 0.24	0.13 ± 0.01	0.11 ± 0.01	0.63 ± 0.06	0.84 ± 0.09	91.82 ± 3.70	92.65 ± 1.51	0.25 ± 0.02	0.21 ± 0.02
	AutoCF	1.17 ± 0.13	2.12 ± 0.14	0.12 ± 0.01	0.11 ± 0.01	0.57 ± 0.09	0.81 ± 0.07	92.38 ± 5.29	<u>92.66 ± 2.61</u>	0.23 ± 0.03	0.21 ± 0.01
	FREEDOM	1.07 ± 0.24	2.01 ± 0.34	0.11 ± 0.02	0.10 ± 0.02	0.54 ± 0.10	0.77 ± 0.12	85.05 ± 3.64	88.98 ± 2.89	0.21 ± 0.05	0.20 ± 0.03
	MMSSL	2.22 ± 0.35	3.18 ± 0.32	<u>0.22 ± 0.04</u>	<u>0.16 ± 0.02</u>	<u>1.03 ± 0.16</u>	1.27 ± 0.14	86.80 ± 7.23	87.26 ± 5.14	0.40 ± 0.07	0.30 ± 0.03
	BM3	1.72 ± 0.43	2.80 ± 0.57	0.17 ± 0.04	0.14 ± 0.03	0.87 ± 0.25	1.15 ± 0.27	86.77 ± 7.26	89.21 ± 4.14	0.34 ± 0.09	0.28 ± 0.06
	MG	1.58 ± 0.39	2.64 ± 0.63	0.16 ± 0.04	0.13 ± 0.03	0.80 ± 0.19	1.07 ± 0.24	85.91 ± 6.93	89.36 ± 4.64	0.31 ± 0.08	0.26 ± 0.06
	MCLN	2.18 ± 0.38	3.08 ± 0.45	<u>0.22 ± 0.04</u>	0.15 ± 0.02	1.03 ± 0.19	1.25 ± 0.18	87.24 ± 9.45	86.37 ± 6.61	<u>0.43 ± 0.08</u>	0.31 ± 0.05
	MCDRec	1.96 ± 0.35	3.11 ± 0.50	0.20 ± 0.04	0.16 ± 0.03	1.00 ± 0.16	<u>1.29 ± 0.19</u>	85.54 ± 7.66	87.90 ± 5.19	0.39 ± 0.07	0.31 ± 0.05
	DiffMM	2.07 ± 0.28	3.05 ± 0.24	0.21 ± 0.03	0.15 ± 0.01	0.96 ± 0.07	1.21 ± 0.08	87.56 ± 7.20	88.76 ± 4.07	0.41 ± 0.06	0.30 ± 0.02
	MDB	1.91 ± 0.34	3.03 ± 0.19	0.19 ± 0.03	0.15 ± 0.01	0.90 ± 0.17	1.18 ± 0.13	88.71 ± 8.87	87.23 ± 4.28	0.38 ± 0.07	0.30 ± 0.02
	LRMM	1.03 ± 0.23	1.89 ± 0.29	0.10 ± 0.02	0.09 ± 0.01	0.50 ± 0.12	0.71 ± 0.12	57.57 ± 6.67	60.48 ± 6.38	0.21 ± 0.05	0.19 ± 0.03
	CI ² MG	1.86 ± 0.34	<u>3.23 ± 0.46</u>	0.19 ± 0.03	<u>0.16 ± 0.02</u>	0.87 ± 0.15	1.21 ± 0.19	88.36 ± 3.00	<u>89.42 ± 2.12</u>	0.35 ± 0.07	<u>0.32 ± 0.05</u>
	MILK	0.69 ± 0.12	1.08 ± 0.14	0.05 ± 0.01	0.03 ± 0.01	0.35 ± 0.10	0.43 ± 0.10	54.16 ± 5.05	59.20 ± 4.27	0.09 ± 0.03	0.07 ± 0.01
	MoDiCF	2.56 ± 0.11*	3.65 ± 0.28*	0.26 ± 0.01*	0.18 ± 0.01*	1.23 ± 0.13*	1.50 ± 0.18*	94.12 ± 6.01*	92.21 ± 5.45*	0.51 ± 0.02*	0.36 ± 0.03*

initialization, and report average results and standard deviations. Other implementation details are provided in the Appendix.

5.3 Performance Comparison

The average performance and standard deviations of each method on three datasets, in terms of both accuracy and fairness, are presented in Table 2. Since unimodal RSs, i.e., LightGCN and AutoCF, do not learn from multimodal data, they are naturally immune to visibility bias. Thus, we use their F scores as a reference for ideal fairness. From these results, we observe the following: 1) The proposed MoDiCF method consistently outperforms all baselines in both accuracy and fairness on these datasets. For instance, on the Tiktok dataset, MoDiCF shows a 19.6% improvement in Recall@20. Meanwhile, its fairness score closely aligns with reference scores, indicating its effectiveness in addressing visibility bias. Note that mitigating visibility bias could help enhance accuracy; as more incomplete items are fairly treated, more accurate user-item preference learning can be achieved. 2) Although unimodal RSs are unaffected by visibility bias, they show limited accuracy as they lack the capability to exploit multimodal information. 3) MMR methods

generally outperform unimodal RS. However, as they are not specifically designed for incomplete scenarios, they are still vulnerable to both data incompleteness and visibility bias. Among them, MCDRec and MDB are relatively more sensitive to these issues, thus showing limited performance. 4) Incomplete MMR methods can partially handle data incompleteness but still exhibit several drawbacks. For example, LRMM shows limited performance as the simple autoencoders it uses are not sufficient to capture modality distributions for high-quality data completion. Meanwhile, as MILK is specially devised for new item recommendations and can only learn from complete items, it struggles in our setting where most training and test items are incomplete. CI²MG shows better accuracy but cannot properly handle visibility bias, leading to suboptimal fairness.

We further test the performance of several representative methods on three datasets across varying MRs with the metric $F_{fuse}@20$. As shown in Figure 4, MoDiCF consistently outperforms all baselines, indicating its effectiveness and robustness across various incomplete scenarios. CI²MG and DiffMM show competitive performance, while FREEDOM and MMSSL exhibit less stability, especially on the Tiktok dataset.

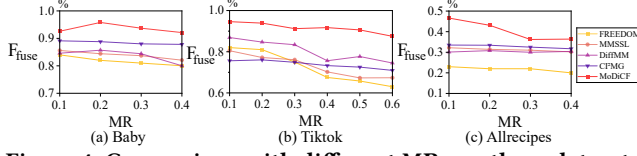


Figure 4: Comparison with different MRs on three datasets.

Table 3: Comparison of MoDiCF with its variants with $K = 20$.

Variants	Baby			Tiktok		
	Recall	F	F_{fuse}	Recall	F	F_{fuse}
MoDiCF-D+M	8.39	89.69	0.89	7.70	91.54	0.77
MoDiCF-D+Z	8.32	86.99	0.88	7.18	90.36	0.72
MoDiCF-D+R	7.56	89.32	0.80	6.48	90.15	0.65
MoDiCF-D+N	8.38	89.80	0.88	7.23	91.13	0.72
MoDiCF-con	7.50	89.57	0.79	7.68	89.39	0.76
MoDiCF-C	8.42	87.58	0.89	8.66	89.71	0.86
MoDiCF-D-C+M	8.08	86.39	0.85	7.59	88.49	0.75
MoDiCF	8.76	90.12	0.92	9.29	92.27	0.92

5.4 Ablation Study

To validate the effectiveness of each component in MoDiCF, we conduct an ablation study by comparing with its variants, including 1) MoDiCF-D+{M, Z, R, N}: removes MDDC module and fills missing data with means, zeros, random values, and nearest neighbors [24]; 2) MoDiCF-con: removes the modality-aware conditions from MDDC; 3) MoDiCF-C: removes counterfactual inference and only relies on the multimodal recommender; 4) MoDiCF-D-C+M: replaces MDDC with a mean strategy and removes counterfactual inference. Due to space limitations, we present results on Baby and Tiktok datasets with $K = 20$. Full results are in the Appendix.

As summarized in Table 3, the key findings are: 1) The MDDC module matters in addressing incompleteness, as its exclusion leads to a notable performance decline. Meanwhile, comparing the results of MoDiCF-C with existing incomplete MMRec methods further confirms the superiority of this module; 2) Counterfactual inference mechanism greatly contributes to the fairness of recommendations. Without it, there is a sharp drop in F scores; 3) As our two modules are designed to complement each other, they work collaboratively to improve both accuracy and fairness. Removing either of them causes a clear performance drop in both aspects. 4) Overall, MoDiCF achieves the best results, indicating the effectiveness of its design.

5.5 Parameter Analysis

In this section, we analyze the impact of key hyperparameters on the performance of MoDiCF, including the trade-off parameters λ_1 and λ_2 , the diffusion sampling step T_s and the counterfactual coefficient γ . We conduct experiments on three datasets and report the results of an accuracy-fairness combined metric $F_{\text{fuse}}@20$ in Figure 5. Additional parameter analysis is provided in the Appendix.

Impact of trade-off parameters. We respectively vary the values of λ_1 and λ_2 within the ranges of $\{n \times 0.01\}_{n=1}^{20}$ and $\{10^{-n}\}_{n=0}^6$. As shown in Figures 5 (a) and (b), the optimal values of λ_1 and λ_2 are around 0.7 and 10^{-5} , respectively, while larger values of λ_1 and λ_2 usually lead to a decreased and unstable performance.

Impact of sampling steps. The sampling step T_s is a key hyperparameter influencing data generation quality. Following the strategy in [35] that allows a smaller T_s to reduce computational complexity without compromising generation quality, we vary T_s within $\{5, 10, 20, 50, 100, 200\}$. As shown in Figure 5 (c), the performance of MoDiCF becomes relatively stable when $T_s \geq 10$, while an

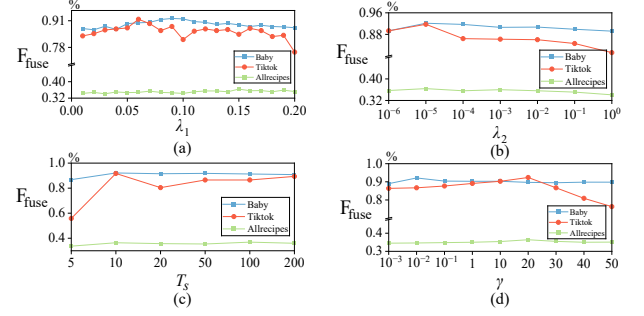
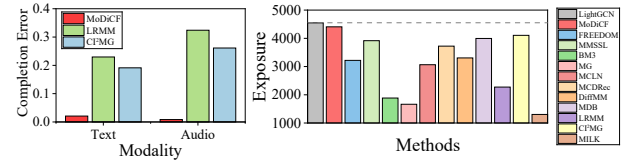
Figure 5: Impacts of parameters (a) λ_1 , (b) λ_2 , (c) T_s and (d) γ .

Figure 6: A case study of an item in the Tiktok dataset.

extremely small T_s may lead to inaccurate data generation and clear performance decline. Hence, we set $T_s = 10$ in our experiments.

Impact of the counterfactual coefficient. The counterfactual coefficient γ controls the strength of counterfactual adjustments during recommendations. We vary γ within $\{10^{-n}\}_{n=0}^3 \cup \{n \times 10\}_{n=1}^5$ and observe that the optimal value is around 10^{-2} , 20 and 20 for the Baby, Tiktok and Allrecipes datasets, as shown in Figure 5 (d). A larger γ may result in over-intervention while a smaller γ may fail to alleviate visibility bias, thus leading to a performance drop.

6 CASE STUDY

To illustrate how MoDiCF enhances data completion and mitigate visibility bias, we present a case study (Figure 6) using a randomly selected item with missing text and audio from Tiktok dataset. MoDiCF not only achieves the best data completion quality but also delivers fair exposure of the item, closely aligning with the unimodal method LightGCN [11]. See Appendix for more details.

7 CONCLUSION

In this paper, we focus on a prevalent yet challenging scenario in multimodal recommendations, where modality incompleteness and visibility bias are severe. To address these issues, we propose a novel Modality-Diffused Counterfactual (MoDiCF) framework. With two specially devised modules, i.e., the modality-aware diffusion module and the counterfactual inference module, MoDiCF can effectively generate missing modalities from captured modality-specific distributions and alleviate visibility bias by counterfactual inference. Extensive experiments on three real-world datasets demonstrate the superiority of MoDiCF in terms of both recommendation accuracy and fairness and validate the specific design of MoDiCF.

ACKNOWLEDGMENTS

This work is partially supported by Australia ARC LP220100453 and ARC DP240100955.

REFERENCES

- [1] Haoyue Bai, Le Wu, Min Hou, Miaomiao Cai, Zhuangzhuang He, Yuyang Zhou, Richang Hong, and Meng Wang. 2024. Multimodality Invariant Learning for Multimedia-Based New Item Recommendation. In *Proceedings of the International ACM SIGIR Conference on Research and Development in Information Retrieval*. 677–686.
- [2] Hanqun Cao, Cheng Tan, Zhangyang Gao, Yilun Xu, Guangyong Chen, Pheng-Ann Heng, and Stan Z. Li. 2024. A Survey on Generative Diffusion Models. *IEEE Transactions on Knowledge and Data Engineering* 36, 7 (2024), 2814–2830.
- [3] Jingyuan Chen, Hanwang Zhang, Xiangnan He, Liqiang Nie, Wei Liu, and Tat-Seng Chua. 2017. Attentive Collaborative Filtering: Multimedia Recommendation with Item- and Component-Level Attention. In *Proceedings of the International ACM SIGIR Conference on Research and Development in Information Retrieval*. 335–344.
- [4] Giannis Daras, Kulin Shah, Yuval Dagan, Aravind Gollakota, Alex Dimakis, and Adam R. Klivans. 2023. Ambient Diffusion: Learning Clean Distributions from Corrupted Data. In *Advances in Neural Information Processing Systems*, Vol. 36. 288–313.
- [5] Yashar Deldjoo, Markus Schedl, Paolo Cremonesi, and Gabriella Pasi. 2021. Recommender Systems Leveraging Multimedia Content. *Comput. Surveys* 53, 5 (2021), 106:1–106:38.
- [6] Chongming Gao, Shiqi Wang, Shijun Li, Jiawei Chen, Xiangnan He, Wenqiang Lei, Biao Li, Yuan Zhang, and Peng Jiang. 2024. CIRS: Bursting Filter Bubbles by Counterfactual Interactive Recommender System. *ACM Transactions on Information Systems* 42, 1 (2024), 14:1–14:27.
- [7] Xavier Glorot, Antoine Bordes, and Yoshua Bengio. 2011. Deep Sparse Rectifier Neural Networks. In *Proceedings of the International Conference on Artificial Intelligence and Statistics*, Vol. 15. 315–323.
- [8] Yongshun Gong, Zhibin Li, Wei Liu, Xiankai Lu, Xinwang Liu, Ivor W. Tsang, and Yilong Yin. 2023. Missingness-Pattern-Adaptive Learning With Incomplete Data. *IEEE Transactions on Pattern Analysis and Machine Intelligence* 45, 9 (2023), 11053–11066.
- [9] Zhiqiang Guo, Jianjun Li, Guohui Li, Chaoyang Wang, Si Shi, and Bin Ruan. 2024. LGMRec: Local and Global Graph Learning for Multimodal Recommendation. In *Proceedings of the AAAI Conference on Artificial Intelligence*. 8454–8462.
- [10] Ruining He and Julian J. McAuley. 2016. VBPR: Visual Bayesian Personalized Ranking from Implicit Feedback. In *Proceedings of the AAAI Conference on Artificial Intelligence*. 144–150.
- [11] Xiangnan He, Kuan Deng, Xiang Wang, Yan Li, Yong-Dong Zhang, and Meng Wang. 2020. LightGCN: Simplifying and Powering Graph Convolution Network for Recommendation. In *Proceedings of the International ACM SIGIR Conference on Research and Development in Information Retrieval*. 639–648.
- [12] Jonathan Ho, Ajay Jain, and Pieter Abbeel. 2020. Denoising Diffusion Probabilistic Models. In *Advances in Neural Information Processing Systems*, Vol. 33. 6840–6851.
- [13] Liting Huang, Zhihao Zhang, Yiran Zhang, Xiyue Zhou, and Shoujin Wang. 2024. RU-AI: A Large Multimodal Dataset for Machine Generated Content Detection. *CoRR abs/2406.04906* (2024).
- [14] Yangqin Jiang, Lianghao Xia, Wei Wei, Da Luo, Kangyi Lin, and Chao Huang. 2024. DiffMM: Multi-Modal Diffusion Model for Recommendation. *CoRR abs/2406.11781* (2024).
- [15] Diederik P. Kingma and Jimmy Ba. 2015. Adam: A Method for Stochastic Optimization. In *Proceedings of the International Conference on Learning Representations*.
- [16] Jin Li, Shoujin Wang, Qi Zhang, Longbing Cao, Fang Chen, Xiuzhen Zhang, Dietmar Jannach, and Charu C. Aggarwal. 2024. Causal Learning for Trustworthy Recommender Systems: A Survey. *CoRR abs/2402.08241* (2024).
- [17] Shuaiyang Li, Dan Guo, Kang Liu, Richang Hong, and Feng Xue. 2023. Multimodal Counterfactual Learning Network for Multimedia-based Recommendation. In *Proceedings of the International ACM SIGIR Conference on Research and Development in Information Retrieval*. 1539–1548.
- [18] Yunqi Li, Hanxiong Chen, Shuyuan Xu, Yingqiang Ge, and Yongfeng Zhang. 2021. Towards Personalized Fairness based on Causal Notion. In *Proceedings of the International ACM SIGIR Conference on Research and Development in Information Retrieval*. 1054–1063.
- [19] Paul Pu Liang, Amir Zadeh, and Louis-Philippe Morency. 2024. Foundations & Trends in Multimodal Machine Learning: Principles, Challenges, and Open Questions. *Comput. Surveys* 56, 10 (2024), 264.
- [20] Zhenghong Lin, Yanchao Tan, Yunfei Zhan, Weiming Liu, Fan Wang, Chaochao Chen, Shiping Wang, and Carl Yang. 2023. Contrastive Intra- and Inter-Modality Generation for Enhancing Incomplete Multimedia Recommendation. In *Proceedings of the ACM International Conference on Multimedia*. 6234–6242.
- [21] Qidong Liu, Jiaxi Hu, Yutian Xiao, Xiangyu Zhao, Jingtong Gao, Wanyu Wang, Qing Li, and Jiliang Tang. 2024. Multimodal Recommender Systems: A Survey. *Comput. Surveys* (2024). <https://doi.org/10.1145/3695461>
- [22] Qidong Liu, Fan Yan, Xiangyu Zhao, Zhaocheng Du, Huifeng Guo, Ruiming Tang, and Feng Tian. 2023. Diffusion Augmentation for Sequential Recommendation. In *Proceedings of the ACM International Conference on Information and Knowledge Management*. 1576–1586.
- [23] Qijiong Liu, Jieming Zhu, Yanting Yang, Quanyu Dai, Zhaocheng Du, Xiao-Ming Wu, Zhou Zhao, Rui Zhang, and Zhenhua Dong. 2024. Multimodal Pretraining, Adaptation, and Generation for Recommendation: A Survey. In *Proceedings of the ACM SIGKDD Conference on Knowledge Discovery and Data Mining*. 6566–6576.
- [24] Xinwang Liu, Miaomiao Li, Chang Tang, Jingyuan Xia, Jian Xiong, Li Liu, Marius Kloft, and En Zhu. 2021. Efficient and Effective Regularized Incomplete Multi-View Clustering. *IEEE Transactions on Pattern Analysis and Machine Intelligence* 43, 8 (2021), 2634–2646.
- [25] Jing Long, Guanhua Ye, Tong Chen, Yang Wang, Meng Wang, and Hongzhi Yin. 2024. Diffusion-Based Cloud-Edge-Device Collaborative Learning for Next POI Recommendations. In *Proceedings of the ACM SIGKDD Conference on Knowledge Discovery and Data Mining*. 2026–2036.
- [26] Haokai Ma, Ruobing Xie, Lei Meng, Xin Chen, Xu Zhang, Leyu Lin, and Zhanhui Kang. 2024. Plug-In Diffusion Model for Sequential Recommendation. In *Proceedings of the AAAI Conference on Artificial Intelligence*. 8886–8894.
- [27] Haokai Ma, Ruobing Xie, Lei Meng, Yimeng Yang, Xingwu Sun, and Zhanhui Kang. 2024. SeedRec: Sememe-based Diffusion for Sequential Recommendation. In *Proceedings of the International Joint Conference on Artificial Intelligence*. 1–9.
- [28] Haokai Ma, Yimeng Yang, Lei Meng, Ruobing Xie, and Xiangxu Meng. 2024. Multimodal Conditioned Diffusion Model for Recommendation. In *Companion Proceedings of the ACM Web Conference*. 1733–1740.
- [29] Daniele Malatesta, Emanuele Rossi, Claudio Pomo, Fragkiskos D. Malliaros, and Tommaso Di Noia. 2024. Dealing with Missing Modalities in Multimodal Recommendation: a Feature Propagation-based Approach. *CoRR abs/2403.19841* (2024).
- [30] J Pearl. 2009. *Causality*. Cambridge university press.
- [31] Yifang Qin, Hongjun Wu, Wei Ju, Xiao Luo, and Ming Zhang. 2024. A Diffusion Model for POI Recommendation. *ACM Transactions on Information Systems* 42, 2 (2024), 54:1–54:27.
- [32] Steffen Rendle, Christoph Freudenthaler, Zeno Gantner, and Lars Schmidt-Thieme. 2009. BPR: Bayesian Personalized Ranking from Implicit Feedback. In *Proceedings of the Conference on Uncertainty in Artificial Intelligence*. 452–461.
- [33] Olaf Ronneberger, Philipp Fischer, and Thomas Brox. 2015. U-Net: Convolutional Networks for Biomedical Image Segmentation. In *Medical Image Computing and Computer-Assisted Intervention*, Vol. 9351. 234–241.
- [34] Yu Shang, Chen Gao, Jiansheng Chen, Depeng Jin, and Yong Li. 2024. Improving Item-side Fairness of Multimodal Recommendation via Modality Debiasing. In *Proceedings of the ACM Web Conference*. 4697–4705.
- [35] Jiaming Song, Chenlin Meng, and Stefano Ermon. 2021. Denoising Diffusion Implicit Models. In *Proceedings of the International Conference on Learning Representations*.
- [36] Wenzhuo Song, Shoujin Wang, Yan Wang, Kunpeng Liu, Xueyan Liu, and Minghao Yin. 2023. A Counterfactual Collaborative Session-based Recommender System. In *Proceedings of the ACM Web Conference*. 971–982.
- [37] Xueming Song, Chun Wang, Changchang Sun, Shanshan Feng, Min Zhou, and Liqiang Nie. 2023. MM-FRec: Multi-Modal Enhanced Fashion Item Recommendation. *IEEE Transactions on Knowledge and Data Engineering* 35, 10 (2023), 10072–10084.
- [38] Ashish Vaswani, Noam Shazeer, Niki Parmar, Jakob Uszkoreit, Llion Jones, Aidan N. Gomez, Lukasz Kaiser, and Illia Polosukhin. 2017. Attention is All You Need. In *Advances in Neural Information Processing Systems*. 5998–6008.
- [39] Cheng Wang, Mathias Niepert, and Hui Li. 2018. LRMM: Learning to Recommend with Missing Modalities. In *Proceedings of the Conference on Empirical Methods in Natural Language Processing*. 3360–3370.
- [40] Meirui Wang, Pengjie Ren, Lei Mei, Zhumin Chen, Jun Ma, and Maarten de Rijke. 2019. A Collaborative Session-based Recommendation Approach with Parallel Memory Modules. In *Proceedings of the International ACM SIGIR Conference on Research and Development in Information Retrieval*. 345–354.
- [41] Shoujin Wang, Ninghao Liu, Xiuzhen Zhang, Yan Wang, Francesco Ricci, and Bamshad Mobasher. 2022. Data Science and Artificial Intelligence for Responsible Recommendations. In *Proceedings of the ACM SIGKDD Conference on Knowledge Discovery and Data Mining*. 4904–4905.
- [42] Shoujin Wang, Wentao Wang, Xiuzhen Zhang, Yan Wang, Huan Liu, and Fang Chen. 2024. A Hierarchical and Disentangling Interest Learning Framework for Unbiased and True News Recommendation. In *Proceedings of the ACM SIGKDD Conference on Knowledge Discovery and Data Mining*. 3200–3211.
- [43] Shoujin Wang, Yan Wang, Fikret Sivrikaya, Sahin Albayrak, and Vito Walter Anelli. 2023. Data science for next-generation recommender systems. *International Journal of Data Science and Analytics* 16, 2 (2023), 135–145.
- [44] Shoujin Wang, Xiuzhen Zhang, Yan Wang, and Francesco Ricci. 2024. Trustworthy Recommender Systems. *ACM Transactions on Intelligent Systems and Technology* 15, 4 (2024), 84:1–84:20.
- [45] Wenjie Wang, Fuli Feng, Liqiang Nie, and Tat-Seng Chua. 2022. User-controllable Recommendation Against Filter Bubbles. In *Proceedings of the International ACM SIGIR Conference on Research and Development in Information Retrieval*. 1251–1261.
- [46] Yuanzhi Wang, Yong Li, and Zhen Cui. 2023. Incomplete Multimodality-Diffused Emotion Recognition. In *Advances in Neural Information Processing Systems*,

- Vol. 36. 17117–17128.
- [47] Tianxin Wei, Fuli Feng, Jiawei Chen, Ziwei Wu, Jinfeng Yi, and Xiangnan He. 2021. Model-Agnostic Counterfactual Reasoning for Eliminating Popularity Bias in Recommender System. In *Proceedings of the ACM SIGKDD Conference on Knowledge Discovery and Data Mining*. 1791–1800.
 - [48] Wei Wei, Chao Huang, Lianghao Xia, and Chuxu Zhang. 2023. Multi-Modal Self-Supervised Learning for Recommendation. In *Proceedings of the ACM Web Conference*. 790–800.
 - [49] Yinwei Wei, Xiang Wang, Liqiang Nie, Xiangnan He, and Tat-Seng Chua. 2020. Graph-Refined Convolutional Network for Multimedia Recommendation with Implicit Feedback. In *Proceedings of the ACM International Conference on Multimedia*. 3541–3549.
 - [50] Yinwei Wei, Xiang Wang, Liqiang Nie, Xiangnan He, Richang Hong, and Tat-Seng Chua. 2019. MMGCN: Multi-modal Graph Convolution Network for Personalized Recommendation of Micro-video. In *Proceedings of the ACM International Conference on Multimedia*. 1437–1445.
 - [51] Tong Wu, Zhihao Fan, Xiao Liu, Hai-Tao Zheng, Yeyun Gong, Yelong Shen, Jian Jiao, Juntao Li, Zhongyu Wei, Jian Guo, Nan Duan, and Weizhu Chen. 2023. AR-Diffusion: Auto-Regressive Diffusion Model for Text Generation. In *Advances in Neural Information Processing Systems*, Vol. 36. 39957–39974.
 - [52] Zhangkai Wu, Xuhui Fan, Jin Li, Zhilin Zhao, Hui Chen, and Longbing Cao. 2024. ParamRel: Learning Parameter Space Representation via Progressively Encoding Bayesian Flow Networks. *CoRR* abs/2405.15268 (2024).
 - [53] Zihao Wu, Xin Wang, Hong Chen, Kaidong Li, Yi Han, Lifeng Sun, and Wenwu Zhu. 2023. Diff4Rec: Sequential Recommendation with Curriculum-scheduled Diffusion Augmentation. In *Proceedings of the ACM International Conference on Multimedia*. 9329–9335.
 - [54] Lianghao Xia, Chao Huang, Chunzhen Huang, Kangyi Lin, Tao Yu, and Ben Kao. 2023. Automated Self-Supervised Learning for Recommendation. In *Proceedings of the ACM Web Conference*. 992–1002.
 - [55] Yiyan Xu, Wenjie Wang, Fuli Feng, Yunshan Ma, Jizhi Zhang, and Xiangnan He. 2024. Diffusion Models for Generative Outfit Recommendation. In *Proceedings of the International ACM SIGIR Conference on Research and Development in Information Retrieval*. 1350–1359.
 - [56] Zhengyi Yang, Jiancan Wu, Zhicai Wang, Xiang Wang, Yancheng Yuan, and Xiangnan He. 2023. Generate What You Prefer: Reshaping Sequential Recommendation via Guided Diffusion. In *Advances in Neural Information Processing Systems*, Vol. 36. 24247–24261.
 - [57] Penghang Yu, Zhiyi Tan, Guanming Lu, and Bing-Kun Bao. 2023. LD4MRec: Simplifying and Powering Diffusion Model for Multimedia Recommendation. *CoRR* abs/2309.15363 (2023).
 - [58] Yun-Hao Yuan, Jin Li, Yun Li, Jipeng Qiang, Yi Zhu, Xiaobo Shen, and Jianping Gou. 2022. Learning Canonical F-Correlation Projection for Compact Multiview Representation. In *Proceedings of the IEEE Conference on Computer Vision and Pattern Recognition*. 19238–19247.
 - [59] Jinghao Zhang, Yanqiao Zhu, Qiang Liu, Shu Wu, Shuhui Wang, and Liang Wang. 2021. Mining Latent Structures for Multimedia Recommendation. In *Proceedings of the ACM Multimedia Conference*. 3872–3880.
 - [60] Shanshan Zhong, Zhongzhan Huang, Daifeng Li, Wushao Wen, Jinghui Qin, and Liang Lin. 2024. Mirror Gradient: Towards Robust Multimodal Recommender Systems via Exploring Flat Local Minima. In *Proceedings of the ACM Web Conference*. 3700–3711.
 - [61] Hongyu Zhou, Xin Zhou, Zhiwei Zeng, Lingzi Zhang, and Zhiqi Shen. 2023. A Comprehensive Survey on Multimodal Recommender Systems: Taxonomy, Evaluation, and Future Directions. *CoRR* abs/2302.04473 (2023).
 - [62] Xin Zhou. 2023. MMRec: Simplifying Multimodal Recommendation. In *ACM Multimedia Asia Workshops*. 6:1–6:2.
 - [63] Xin Zhou and Zhiqi Shen. 2023. A Tale of Two Graphs: Freezing and Denoising Graph Structures for Multimodal Recommendation. In *Proceedings of the ACM International Conference on Multimedia*. 935–943.
 - [64] Xin Zhou, Hongyu Zhou, Yong Liu, Zhiwei Zeng, Chunyan Miao, Pengwei Wang, Yuan You, and Feijun Jiang. 2023. Bootstrap Latent Representations for Multimodal Recommendation. In *Proceedings of the ACM Web Conference*. 845–854.
 - [65] Zhizhuo Zhou and Shubham Tulsiani. 2023. SparseFusion: Distilling View-Conditioned Diffusion for 3D Reconstruction. In *Proceedings of the IEEE/CVF Conference on Computer Vision and Pattern Recognition*. 12588–12597.

A ALGORITHM

In this section, we summarize the proposed MoDiCF framework in Algorithm 1. It consists of two main stages during training: 1) the pretraining stage uses the loss function in Eq. 5 to pretrain the MDDC module, while 2) the second stage trains the entire MoDiCF framework using the whole loss function in Eq. 18. For

Algorithm 1 MoDiCF: Modality-Diffused CounterFactual Framework

Input: User set \mathcal{U} , item set \mathcal{I} , user-item interaction matrix \mathbf{Y} , incomplete multimodal data $\{\mathcal{X}^m\}_{m=1}^M$, indicator matrix \mathbf{E} , parameters $d_m, lr, \lambda_1, \lambda_2, T_s, \gamma, \alpha_1, \alpha_2, \eta, \delta, L$ and H .

Output: Completed multimodal data $\{\hat{\mathcal{X}}^m\}_{m=1}^M$ and recommendation results.

Pretraining Stage:

- 1: Initialize missing modalities \mathcal{X}_{ms}^m with zero vectors $\mathbf{0}$;
- 2: Parameter initialization for the MDDC module;
- 3: **while** not converged **do**
- 4: Encode \mathcal{X}_{ob}^m into latent spaces as \mathcal{V}_{ob}^m ;
- 5: Perform the forward process $q(\mathbf{v}_{ob,1:T}^m | \mathbf{v}_{ob,0}^m)$ via Eq. 1;
- 6: Extract modality-aware conditions $\mathbf{v}_{cn,0}^m$;
- 7: Perform the reverse process $p_{\theta_{cn}}(\mathbf{v}_{ob,t-1}^m | \mathbf{v}_{ob,t}^m, \mathbf{v}_{cn,t}^m)$ with θ_{cn} via Eq. 2;
- 8: Perform the generation process for \mathbf{v}_{ms}^m via Eq. 8 and obtain completed data $\hat{\mathcal{X}}_{ms}^m$ via latent decoder D_{diff}^m ;
- 9: Update multimodal data by replacing \mathcal{X}_{ms}^m with $\hat{\mathcal{X}}_{ms}^m$;
- 10: Optimize the MDDC module with \mathcal{L}_{diff} in Eq. 5;
- 11: **end while**

Joint Training Stage:

- 12: Parameter initialization for the CFMR module;
- 13: Construct the user-item graph \mathcal{G} based on \mathbf{Y} ;
- 14: **while** not converged **do**
- 15: Perform steps 4-9 to train the MDDC module and generate completed multimodal data $\hat{\mathcal{X}}^m$;
- 16: Extract latent representation \mathcal{V}^m based on $\hat{\mathcal{X}}^m$;
- 17: Extract modality-aware features $\tilde{\mathbf{v}}_u^m$ and $\tilde{\mathbf{v}}_i^m$ via Eq. 11;
- 18: Build modality-aware interaction matrix \mathbf{Y}^m based on $\mathbf{Y}_{u,i}^m = \text{sim}(\tilde{\mathbf{v}}_u^m, \tilde{\mathbf{v}}_i^m)$;
- 19: Learn modality-aware embeddings via Eqs. 12, 13 and 14;
- 20: Fuse modality-aware ID embeddings and user, item features to obtain \mathbf{f}_u and \mathbf{f}_i ;
- 21: Compute \mathcal{L}_{CL} and $\mathcal{L}_{BPR_{u,i}}$ from the multimodal recommender via Eqs. 15 and 16;
- 22: Compute \mathcal{L}_{BPR_i} from the item predictor;
- 23: Optimize the entire framework with \mathcal{L} in Eq. 18;
- 24: **end while**

Inference Stage:

- 25: Generate predictions $\hat{y}_{u,i}$ from multimodal recommender;
 - 26: Generate predictions \hat{y}_i from item predictor;
 - 27: Perform counterfactual inference to obtain adjusted ranking scores $y_{u,i}$ via Eq. 17;
 - 28: **return** Recommendation results based on $y_{u,i}$.
-

a well-trained MoDiCF, we can effectively obtain complete multimodal data from the MDDC module and generate accurate and fair recommendations from the CFMR module.

B COMPUTATIONAL COMPLEXITY ANALYSIS

To evaluate the computational efficiency of MoDiCF, we compare the average running time of each training epoch with other representative methods on three datasets. As shown in Figure 7, MoDiCF

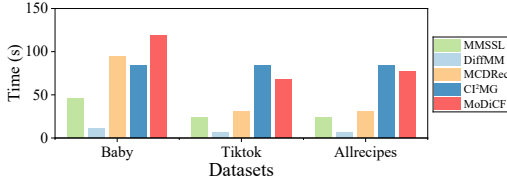


Figure 7: Comparison of running time of different methods on three datasets.

achieves a competitive running time compared to other methods. It is worth noting that MoDiCF involves a generation process during each training epoch for data completion. Therefore, it has relatively higher time costs than methods that do not perform data completion. However, MoDiCF still maintains reasonable efficiency. Notably, the running time of MoDiCF is close to and usually lower than CF^2MG . These results demonstrate the efficiency of MoDiCF in handling incomplete multimodal recommendation tasks.

C ADDITIONAL EXPERIMENTAL DETAILS

C.1 Baselines

We provide a detailed list of the baselines used in our experiments, including unimodal RS methods, MMRec methods, and incomplete MMRec methods. For these methods, we use a learning rate of 0.001 for training unless otherwise specified.

1) Unimodal RS methods

- **LightGCN** [11]: a classic unimodal RS method with simplified and efficient graph convolutional networks. We set the number of layers to 3 and the weight decay to 10^{-4} .
- **AutoCF** [54]: a self-supervised learning method incorporating adaptive data augmentation for robust recommendations. We set the number of attention heads to 4 and the weight decay to 10^{-7} .

2) MMRec methods:

- **FREEDOM** [63]: an efficient design for MMRec by reducing the complexity of graph structure learning. We set the numbers of GCN layers for the user-item graph and the item-item graph, respectively, to 2 and 1.
- **MMSSL** [48]: an advanced MMRec using adversarial augmentation and contrastive self-supervised learning. We use a learning rate of 5.5×10^{-4} , a weight decay regularizer of 10^{-5} and 2 layers of graph propagation.
- **BM3** [64]: a high-efficient method that reduces the need for auxiliary graph construction and negative sampling. In this method, the dropout rate for embedding perturbation is set to 0.3 and the regularization coefficient is set to 0.1.
- **MG** [60]: a robust method with a novel optimization process to reduce information adjustment risks and noise risks. We use BM3 as its backbone. The scaling coefficients α_1 and α_2 are set to 1 and 0.1, and the interval parameter β is set to 3.
- **MCLN** [17]: a causal-based method to alleviate spurious correlations caused by irrelevant multimodal features. We use a decay coefficient of 10^{-3} for regularization and 5 layers for counterfactual learning.
- **MCDRec** [28]: a diffusion-based model to learn high-order multimodal knowledge in item embeddings. The number of graph convolutional layers is set to 2 and the loss coefficient λ is 10^{-3} .

Table 4: Hyperparameters of MoDiCF on three datasets.

Datasets	λ_1	λ_2	T_s	γ	α_1	α_2	η	δ	L	H
Baby	0.09	10^{-5}	10	0.01	1	0.7	0.7	0.4	2	8
Tiktok	0.06	10^{-5}	10	20	0.7	0.3	0.6	0.3	2	4
Allrecipes	0.15	10^{-5}	10	20	0.6	0.5	0.3	0.4	2	8

- **DiffMM** [14]: a robust method with a graph diffusion model to reduce irrelevant noise caused by random augmentation. We set the number of GNN layers to 1 and the decay coefficient to 10^{-5} . The loss weights for the diffusion module and the contrastive learning are respectively set to 10^{-1} and 10^{-2} . The temperature coefficient for contrastive learning is set to 0.5.
- **MDB** [34]: a causal-based method to reduce the bias caused by dominantly prevailing modalities. We follow [34] to use MMGCN [50] as its backbone. The learning rate is set to 0.0005 and the debiasing strength is set to 0.5.

3) Incomplete MMRec methods:

- **LRMM** [39]: a classic method that uses autoencoders to recover incomplete multimodal data. The learning rate is set to 10^{-4} .
- **CF^2MG** ¹ [20]: a method that uses clustering-based imputation to recover missing features and performs cross-modal transport to refine representations. We set the learning rate to 10^{-4} . The loss weights $\lambda_1, \lambda_2, \lambda_3$ are respectively set to 1, 1 and 10^{-5} .
- **MILK** [1]: a method based on invariant learning to learn features that remain invariant across different incomplete scenarios. We follow [1] to set the loss weights $\beta = 1000$ and $\lambda = 0.05$.

C.2 Implementation Details

In this section, we specify the values of all the hyperparameters involved in MoDiCF in Table 4 on three datasets for higher reproducibility. These parameters are empirically chosen for optimal performance. Please refer to Sections 5.5 and D.2 for a detailed analysis of these hyperparameters.

D ADDITIONAL RESULTS

D.1 Ablation Study

Here, we provide the full results of the ablation study on three datasets, including Baby, Tiktok and Allrecipes. As shown in Table 5, the key findings are overall consistent with the summarized results in the main paper. Both the MDDC and CFMR modules are essential for accurate and fair recommendations, as the exclusion of either of them leads to a notable performance drop. MoDiCF achieves the best results, validating the effectiveness of its design.

D.2 Parameter Analysis

Apart from the four key hyperparameters analyzed in Section 5.2.3, several other parameters exist in the proposed MoDiCF, including the balance parameters α_1 and α_2 , fusion weights η and δ , the number of layers L , the number of the attention heads H and the dimensionality d_m . Although they are not covered in the main paper due to space limitations, this section presents a series of experiments to offer a comprehensive analysis of them.

Impact of balance parameters. We vary the values of α_1 and α_2 within $\{n \times 0.1\}$ and have the performance recorded in Figures

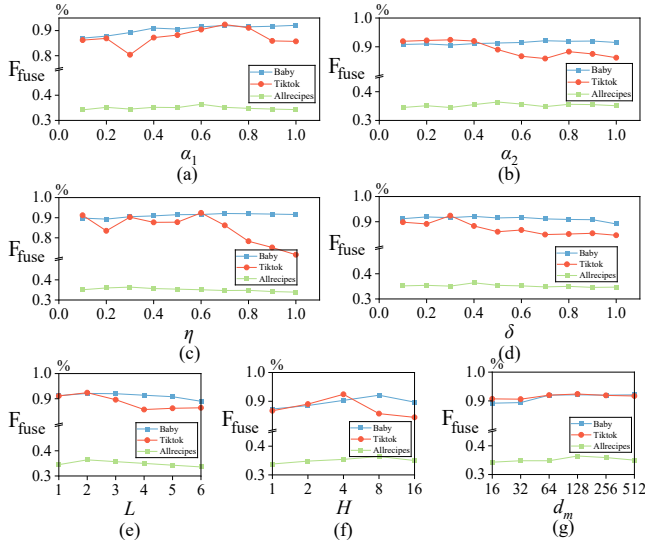
¹We thank the authors of [20] for providing us with the source code.

Table 5: The full results of the ablation study.

Variants	Baby						Tiktok						Allrecipes					
	Recall		F		F_{fuse}		Recall		F		F_{fuse}		Recall		F		F_{fuse}	
	K=10	K=20	K=10	K=20	K=10	K=20	K=10	K=20	K=10	K=20	K=10	K=20	K=10	K=20	K=10	K=20	K=10	K=20
MMoDiCF-D+M	5.12	8.39	87.07	89.69	1.08	0.89	4.73	7.70	87.07	91.54	0.94	0.77	1.68	3.26	86.02	92.05	0.33	0.33
MoDiCF-D+Z	5.14	8.32	86.91	86.99	1.09	0.88	4.62	7.18	87.24	90.36	0.92	0.72	1.19	2.47	87.53	88.69	0.24	0.25
MoDiCF-D+R	4.75	7.56	86.17	89.32	1.01	0.80	3.62	6.48	85.28	90.15	0.72	0.65	1.92	2.86	88.09	91.91	0.38	0.29
MoDiCF-D+N	5.19	8.38	86.63	89.80	1.10	0.88	4.13	7.23	86.56	91.13	0.82	0.72	1.56	2.72	88.60	92.01	0.31	0.27
MoDiCF-con	4.67	7.50	81.91	89.57	0.98	0.79	3.82	7.68	85.32	89.39	0.76	0.76	2.33	3.22	89.39	91.79	0.46	0.32
MoDiCF-C	5.19	8.42	86.18	87.58	1.09	0.89	5.61	8.66	86.28	89.71	1.11	0.86	2.21	3.59	87.71	90.52	0.44	0.35
MoDiCF-D-C+M	4.95	8.08	85.97	86.39	1.04	0.85	4.70	7.59	85.40	88.49	0.93	0.75	2.15	3.25	84.05	89.04	0.43	0.32
MoDiCF	5.51	8.76	87.24	90.12	1.16	0.92	5.94	9.29	88.15	92.27	1.18	0.92	2.56	3.65	94.12	92.21	0.51	0.36

Table 6: Comparison of various extensions of MoDiCF based on representative MMRec models.

Variants	Baby						Tiktok						Allrecipes					
	Recall		F		F_{fuse}		Recall		F		F_{fuse}		Recall		F		F_{fuse}	
	K=10	K=20	K=10	K=20	K=10	K=20	K=10	K=20	K=10	K=20	K=10	K=20	K=10	K=20	K=10	K=20	K=10	K=20
MoDiCF	5.51	8.76	87.24	90.12	1.16	0.92	5.94	9.29	88.15	92.27	1.18	0.92	2.56	3.65	94.12	92.21	0.51	0.36
MG	5.10	8.22	84.38	88.74	1.07	0.86	5.01	7.71	82.10	88.09	1.00	0.77	1.58	2.64	85.91	89.36	0.31	0.26
MoDiCF w/ MG	5.21	8.41	86.89	89.93	1.09	0.88	5.45	8.42	87.25	90.58	1.08	0.84	2.42	3.04	93.24	91.80	0.48	0.30
DiffMM	5.11	8.24	85.53	89.21	1.07	0.87	4.73	7.60	85.50	89.68	0.94	0.76	2.07	3.05	87.56	88.76	0.41	0.30
MoDiCF w/ DiffMM	5.40	8.52	86.30	89.90	1.13	0.89	5.79	9.09	86.80	89.63	1.15	0.90	2.47	3.21	93.53	89.78	0.49	0.32

**Figure 8: Impacts of balance parameters (a) α_1 , (b) α_2 , fusion weights (c) η , (d) δ , (e) the number of layers L , (f) the number of attention heads H and (g) the dimensionality d_m .**

8 (a) and (b). We can find that α_1 and α_2 are relatively more stable on the Baby and Allrecipes datasets, while they lead to a clear performance drop when $\alpha_1 > 0.7$ and $\alpha_2 > 0.4$ on Tiktok dataset.

Impact of fusion weights. For the fusion weights η and δ , we vary their values within a range of $\{n \times 0.1\}$. From Figures 8 (c) and (d), we can observe that a larger value of η could lead to a performance decline, particularly on the Tiktok dataset. On the other hand, δ has a less significant impact on performance, with the optimal results occurring when δ is around 0.3.

Impact of the number of layers. We test the value of L from 1 to 6 in increments of 1. As shown in Figure 8 (e), the optimal performance is achieved when $L = 2$. Beyond this point, the performance gradually declines.

Impact of the number of attention heads. We explore the number of attention heads, H , with values from the set $\{2^n\}_{n=0}^4$. The results in Figure 8 (f) show that the optimal performance occurs

with H set to 8, 4 and 8, respectively, for the Baby, Tiktok and Allrecipes datasets.

Impact of the dimensionality. We vary the dimensionality d_m from $\{2^n\}_{n=4}^9$. As shown in Figure 8 (g), the performance becomes relatively stable when $d \geq 128$ on all three datasets. Therefore, we set $d_m = 128$ in our experiments.

E CASE STUDY

We randomly select an item from the Tiktok dataset with two missing modalities: text and audio modalities. We first evaluate the modality completion quality by comparing it with two incomplete MMRec methods, measuring the mean square error between the ground truth and the completed multimodal data. Note that, MILK is not comparable here, as it does not explicitly learn representations from incomplete data. It is evident from Figure 6 that, benefiting from the well-designed MDDC module, MoDiCF achieves the best data completion quality. Additionally, we compare the recommendation exposure of this item across different methods. Since the unimodal RS method LightGCN [11] is not affected by visibility bias, we use its exposure as the ideal fairness reference. As we can observe, MoDiCF shows the highest exposure for this incomplete item, closely aligning with the reference method LightGCN. These results indicate the effectiveness of our method in enhancing data completion and addressing visibility bias.

F EXTENSIBILITY OF MODICF

The proposed MoDiCF framework possesses strong extensibility, and it can be easily instantiated into various specific models by taking different MMRec models as the multimodal recommender. In this section, we present the comparison results of two MoDiCF variants based on two representative MMRec models: MG [60] and DiffMM [14]. As shown in Table 6, both variants demonstrate significant improvements in recommendation accuracy and fairness over their respective original models, validating the effectiveness of the MoDiCF framework design for handling incomplete MMRec.