

The Value of Nothing*: Multimodal Extraction of Human Values Expressed by TikTok Influencers

Authors Alina Starovolsky-Shitrit^{†1}, Alon Neduva^{†2}, Naama Appel Doron¹, Ella Daniel¹, Itamar Gafni¹, Oren Tsur²

¹Tel-Aviv University

²Ben-Gurion University of the Negev

alinashitrit@mail.tau.ac.il, neduva@post.bgu.ac.il, {naamaapp, della}@tauex.tau.ac.il, orentsur@bgu.ac.il

Abstract

Societal and personal values are transmitted to younger generations through interaction and exposure. Traditionally, children and adolescents learned values from parents, educators, or peers. Nowadays, social platforms serve as a significant channel through which youth (and adults) consume information, as the main medium of entertainment, and possibly the medium through which they learn different values. In this paper we extract implicit values from TikTok movies uploaded by online influencers targeting children and adolescents. We curated a dataset of hundreds of TikTok movies and annotated them according to the well established Schwartz Theory of Personal Values. We then experimented with an array of language models, investigating their utility in value identification. Specifically, we considered two pipelines: direct extraction of values from video and a 2-step approach in which videos are first converted to elaborated scripts and values are extracted from the textual scripts.

We find that the 2-step approach performs significantly better than the direct approach and that using a few-shot application of a Large Language Model in both stages outperformed the use of a fine-tuned Masked Language Model in the second stage. We further discuss the impact of continuous pretraining and fine-tuning and compare the performance of the different models on identification of values endorsed or confronted in the TikTok. Finally, we share the first values-annotated dataset of TikTok videos.

To the best of our knowledge, this is the first attempt to extract values from TikTok specifically, and visual social media in general. Our results pave the way to future research on value transmission in video-based social platforms.

1 Introduction

The transmission of values between generations is a key process for the preservation of society (Schönplflug 2001). Classic research assumed that transmission of values is carried out mainly by parents (Grusec 2011) or schools (Berson and Oreg 2016). However, youth spend hours every day on social media (Smahel et al. 2020), where they find new role models (Tolbert and Drogos 2019). The social media environment has been shown to strongly influence children’s behavior, in the context of consumer behavior (Coates et al.

*“Nowadays people know the price of everything and the value of nothing,” The Picture of Dorian Gray (Wilde 1890)

[†]Authors contributed equally.

2019). However, influencers on social media promote more than products: they form communities and promote shared values (Himmelboim and Golan 2023).

The Schwartz Theory of Personal Values (Schwartz 1992) offers a well-studied framework for the investigation of human motivation. It defines values as abstract goals, describing the end states people aspire to achieve in their lives, such as success, independence, and care. These goals cover a wide range of motivations, with different individuals and societies varying in the prioritization they place on different values (Schwartz 1992; Sagiv and Schwartz 2022). Values are expressed through a wide variety of judgments, evaluations, and behaviors (Sagiv and Roccas 2021). The theory identifies 19 core values, characterized by the broader goals they convey or serve (Schwartz 2012). Personal values, as defined by Schwartz (see Table 1), were consistently identified in different contexts, such as national cultures throughout the world (Sagiv and Schwartz 2022), organizational cultures (Daniel, Arieli, and Akerman 2024), traditional media (Kiesel et al. 2024b), and online discourse (van der Meer et al. 2023).

In this work, we suggest that social media influencers targeting youth, can be characterized not only by genre, topic, and style, but also by the values they endorse and the values they confront and disregard. To list a number of examples, an influencer hosting a competition between followers endorses values of achievement; an influencer presenting a unique craft project endorses values of creativity; influencers who pull pranks on strangers confront the values of respect for social norms. A number of values can be endorsed/confronted in the same piece of content. For example, in one video (script available in Table 2), a gaming influencer fails to return tennis balls served by a professional tennis player. The value of *Achievement* (trying to properly return fast serves) is endorsed in the video. At the same time, the value of *Face* is confronted, as the influencer is humiliated (shows himself failing again and again to no avail).

How can we identify the values transmitted to youth through social media? Some recent studies identified values prevalent in written social media using a variety of methods e.g. (Kumar et al. 2018; Silva, Lo, and Lim 2020) ranging from linguistic inquiry and word count (LIWC), word matching to masked language models, such as BERT. However, current trends in social media lean heavily toward vi-

sual based media, such as TikTok (Smahel et al. 2020; Rejeb et al. 2024). The shift toward visual mediums introduces a further challenge, since it requires analyzing a clip in a multimodal way, combining text, audio, and video. In addition, the clips are typically very short, providing rich content through limited stimuli. To the best of our knowledge, this is the first attempt to extract values from TikTok specifically, and visual social media in general.

In this work we have curated and annotated a unique corpus of 885 TikToks, posted by influencers targeting children and adolescents, covering a variety of genres prevalent in TikTok (see Section 3 for details). The corpus is useful for the investigation of values prevalent in this platform, and will be open for analysis. We experiment with and compare an array of algorithms of value classification, including fine-tuned Masked Language Models and Large Language Models. Specifically, we consider two main pipelines: a direct extraction from LLMs, leveraging their multimodal capabilities, and a 2-step extraction approach in which a video is first converted to a detailed textual script (master scene heading, action, dialogue) and the values are extracted from the text, rather than directly from the video. In spite of the multimodal complexity, we achieve a high F-score, higher than the state-of-the-art results reported on the task of extracting values from texts (Schroter, Dementieva, and Groh 2023; Legkas et al. 2024).

We find that the 2-step approach performs better than the direct approach and that using a few-shot application of a Large Language Model outperforms a trainable Masked Language Model in the second step. We further discuss the impact of fine-tuning and compare the performance of the different models on the endorsed and the confronted values.

2 Related Work

The TikTok Influencers Ecosystem Youth spend hours on various social media sites (Smahel et al. 2020), with TikTok gaining increased popularity (Anderson, Faverio, and Gottfried 2023; Woodward 2024). TikTok is characterized by engaging short videos that can include widespread use of filters, and background music (Rejeb et al. 2024). The use of a custom “For You” page and “Like” button increases immersion in the application (Montag, Yang, and Elhai 2021).

Social media in general, and TikTok specifically, are characterized by a large number of Social Media Influencers (SMIs). Social media influencers are social media users who gained a large following (Ki et al. 2020) by creating and curating content that portrays an appealing online personality (Tafesse and Wood 2021). Influencers form parasocial relationships with their followers: members of the audience feel close to influencers, as if they know them intimately (Reinikainen et al. 2020). Influencers are especially likely to form such relationships because of social media’s interactive nature (Conde and Casais 2023; Lou and Yuan 2019), and the disclosure of the influencers’ personal lives (Conde and Casais 2023). Followers often identify with their favorite influencers (Lou and Yuan 2019), making them likely role models for young viewers.

Ample research supports the understanding that children and adolescents can learn from mass traditional media (Prot

et al. 2015), as well as social media (Craig, Brooks, and Bichard 2021). From the media, youth can acquire information (Dorey and McCool 2009), but also form their world-views (Duffett 2017). A recent study established that the following of social media influencers is associated with higher importance ascribed to materialistic values among Finish youth (Tuominen et al. 2023). We suggest that in order to further investigate the role of influencers in youth value transmission, we must identify the values they embrace.

Personal Values Values are abstract goals describing end-states individuals aspire to achieve in their lives (Sagiv and Schwartz 2022; Schwartz 1992). Values direct a wide variety of behaviors, ranging between life-altering choices such as career preferences (Lipshits-Braziler, Arieli, and Daniel 2024), and daily behaviors, such as the choice of touristic destinations (Saji, Vij, and Kabiraj 2015).

The Schwartz Theory of Personal Values is the leading theory of values in social psychology, well-validated in hundreds of samples across the world (Sagiv and Roccas 2017). Importantly, the theory extends beyond moral values, such as justice and care, to define a variety of motivations that can drive individuals (Twito-Weingarten and Knafo-Noam 2022), including, for example, safety, excitement, and influence. Moreover, the values are organized in a dynamic system of inter-relations, as the pursuit of one value may contrast the pursuit of conflicting values, and enhance the pursuit of compatible ones (Schwartz 1992). These inherent trade-offs require individuals to prioritize among values. The inter-relations can be summarized into two main axes. One describes the tension between self-transcendence (care for others, close and distant) and self-enhancement (focus on advancement of self-interest). The second describes the tension between conservation (preservation of the status-quo) and openness to change (embracing new experiences). The list of Schwartz values and their short description is available at Table 1.

Research established that children and adolescents hold meaningful values, following the content and structure defined by the Schwartz Theory of Personal Values (Daniel, Misgav, and Chomsky 2024; Daniel and Benish-Weisman 2019; Knafo-Noam, Daniel, and Benish-Weisman 2023). It is often agreed that children’s values are mainly learned from the social environment, in a process of value transmission (Twito and Knafo-Noam 2020). However, the social environment is varied and includes many socialization agents. Such agents are parents (Grusec 2011; Knafo-Noam, Barni, and Schwartz 2020), schools (Berson and Oreg 2016), the peer group (Benish-Weisman, Oreg, and Berson 2022; Benish-Weisman 2024), and the national culture (Daniel et al. 2012). As social media becomes an important factor in the lives of adolescents, it is crucial to learn whether individuals within this sphere, such as influencers, become socialization agents teaching personal values to youth.

Values Social Media Schwartz values were identified in content displayed across social media platforms, such as Instagram (Trillò et al. 2021), Reddit (Chen et al. 2014), Facebook and Twitter (Kumar et al. 2018). Values were presented in social media content in varied ways, such as memes

Value	Definition
SELF-DIRECTION-THOUGHT	Freedom to cultivate one’s own ideas and abilities
SELF-DIRECTION-ACTION	Freedom to determine one’s own actions
STIMULATION	Excitement, novelty, and change
HEDONISM	Pleasure and sensuous gratification
ACHIEVEMENT	Success according to social standards
POWER-DOMINANCE	Power through exercising control over people
POWER-RESOURCES	Power through control of material and social resources
FACE	Security and power through maintaining one’s public image and avoiding humiliation
SECURITY-PERSONAL	Safety in one’s immediate environment
SECURITY-SOCIETAL	Safety and stability in the wider society
TRADITION	Maintaining and preserving cultural, family, or religious traditions
CONFORMITY-RULES	Compliance with rules, laws, and formal obligations
CONFORMITY-INTERPERSONAL	Avoidance of upsetting or harming other people
HUMILITY	Recognizing one’s insignificance in the larger scheme of things
BENEVOLENCE-DEPENDABILITY	Being a reliable and trustworthy member of the in-group
BENEVOLENCE-CARING	Devotion to the welfare of in-group members
UNIVERSALISM-CONCERN	Commitment to equality, justice, and protection for all people
UNIVERSALISM-NATURE	Preservation of the natural environment
UNIVERSALISM-TOLERANCE	Acceptance and understanding of those who are different from oneself

Table 1: Value definitions, Schwartz Theory of Personal Values (Schwartz 1992, 2012)

(Shifman 2019), and new-years’ resolutions (Hallinan et al. 2023). However, little is known about the prevalence of Schwartz values in youth-directed media. Some research exists on the prevalence of values in child-directed mass traditional media. An analysis of television-shows addressing 9-11 year olds, showed high representation of fame values (Uhs and Greenfield 2011). Similarly, television shows addressing young children, displayed work as an expression of a large variety of values, including benevolence, security, conformity, achievement, universalism, stimulation and hedonism (Aharoni, Te’eni-Harari, and Eyal 2024). Our work aims at opening the door to extract values at scale by developing an AI-based value detection in TikTok movies.

AI-Based Value Classification The field of automated value detection has evolved significantly. Focusing on methods for classifying values according to Schwartz’s Theory of Personal Values (Schwartz 2012), early approaches leveraged the Linguistic Inquiry and Word Count (LIWC) (Pennebaker et al. 2015), or a targeted dictionary (Ponizovskiy et al. 2020) detecting values through lexical matching. Values were detected in texts produced across various platforms, including Twitter (Kadić-Maglajlić, Lages, and Pantano 2024), narrative texts (Fischer et al. 2022), song lyrics (Demetriou et al. 2024), and social media platforms such as Reddit (Oulahbib, Benhaddi, and El Hadaj 2024) and Facebook (Kumar et al. 2018). Notable advances include

the development of stack models combining LIWC features trained on Facebook data with cross-platform validation on Twitter (Silva, Lo, and Lim 2020). VALUENET (Qiu et al. 2022), introduced a large-scale text dataset and implemented a Transformer-based value regression model for human value modeling in dialogue systems.

Recent developments in value prediction were introduced with the application of masked language models. The SemEval-2022 (Kiesel et al. 2022) and CLEF-2024 (Kiesel et al. 2024a) competitions focused on value detection in argumentative texts and multi-lingual traditional media contexts respectively. CLEF-2024 was the first to identify both endorsed and confronted values in texts. These competitions demonstrated the effectiveness of BERT-based architectures (Schroter, Dementieva, and Groh 2023; Legkas et al. 2024) in capturing nuanced value expressions across two different text genres and languages. It also demonstrated that algorithms developed in one context may not succeed in identification of values in another context (Kiesel et al. 2024a), asserting the importance of contextual models in value detection.

Generative AI methods have not yet been utilized for value detection, with the exception of the FULCRA project (Yao et al. 2024), leveraging LLM-generated text pairs for safety-oriented value detection. Our work extends these methodological advances by pioneering value detection in TikTok’s unique multimodal environment. Unlike previous

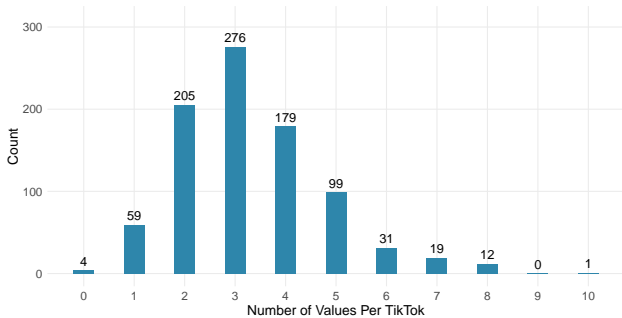


Figure 1: Unique values per TikTok

approaches that focused on single modalities, TikTok content presents a complex interplay of written text, audio, and visual elements. To address this challenge, we conduct a comparative analysis of two leading approaches: BERT-based architectures and LLM-based methods. By evaluating these distinct methodologies on the same TikTok dataset, we provide the first systematic comparison of their effectiveness in detecting values within short-form video content. This novel application to multimodal social media content, combined with our comparative analysis, can contribute valuable insights to both social media analysis and automated value detection research, particularly for platforms where meaning is conveyed through multiple channels simultaneously.

3 Data and Annotation

3.1 Data Curation

We identified relevant TikTok influencers using anonymous surveys, asking children and adolescents (local IRB approved) to list the TikTok content creators they follow. We also prompted three language models (ChatGPT, Gemini, Bing) to provide lists of prominent influencers with clout over young users. Two RAs verified the accounts and confirmed they indeed target children or adolescents and classified them by genre. This process resulted in a list of 91 influencers, active in the following genres: beauty and skincare, lifestyle, entertainment and pranks, crafts and DIY, vlogging, gaming and dancing, singing and lip-syncing. We sampled ten TikToks from the page of each influencer, including all TikToks pinned by the influencers, if existed. The full dataset contains $N = 885$ movies.

The crawling and curation were done with slight modifications to the Teather API (Teather 2024), collecting only publicly available data. Such data curation, handling, processing and analysis, requires careful consideration of ethical aspects and potential harms, from privacy issues to intellectual property rights. We discuss potential harms, ethical considerations and handling protocols in Section 7.

3.2 Data Annotation

Annotation guidelines were based on the Schwartz theory of personal values (Schwartz 1992, 2012). The guidelines provide a definition for each of the 19 values, along with examples of how values are expressed. For each TikTok and

value, annotators were asked to mark whether the values is endorsed (expressed or pursued in the TikTok; 1), absent (not referenced explicitly or implicitly; 0) or confronted (contradicted or hindered; -1). Each TikTok was independently annotated by two annotators from a team trained by the authors. A third annotator consolidated the annotations by resolving discrepancies. The annotation guidelines are available in Appendix A.1. We converted each TikTok annotation to a vector of 38 binary labels representing the 19 endorsed values and 19 confronted values.

The annotated dataset of 885 TikToks contains 2933 (endorsed/confronted) values. The distribution of values per TikTok is presented in Figure 1 and the frequency of each value in the dataset is presented in Figure 2. The annotated dataset (TikTok IDs and annotations) is available at [URL]. We used Gwet’s AC1 coefficient to assess inter-rater agreement. This coefficient estimates reliability beyond 2 raters, and has been demonstrated robust against prevalence imbalance and marginal probability issues (Wongpakaran et al. 2013). The AC1 agreement was 0.77, indicating substantial inter-annotator agreement.

4 Computational Approach

We explore a number of computational approaches, differing in two fundamental ways: (i) A direct approach vs. a two-step approach, and (ii) Supervised classification vs. unsupervised classification using a LLM.

Direct vs. 2-step Extraction We use an LLM as a classifier in two settings: direct and indirect (2-steps). In the *direct setting*, we extract the values directly from the TikTok mp4 video file, either using an LLM, prompting it with the task definition in a few-shots manner, or in a supervised manner, after fusing the video, audio and textual representations (**MLMs vs. LLMs** and **Multimodality with Masked Video Autoencoder** below).

The *two-step* approach allows us to divide and conquer: we first convert a TikTok clip to a full *textual* script containing master scene heading, action, and dialogue, then extract the values from the textual script.

The textual scripts are generated by a dedicated prompt. This prompt was decided after iterative prompt engineering on a representative subsample of 18 videos. Our prompt design prioritized capturing three key video elements: visual content, verbal narration, and text captions. Two of the authors independently evaluated script quality, ensuring the conversion accurately captures all three elements. The conversion was performed with Gemini 1.5 Pro. An example of a generated script is presented in Table 2. The prompt we use to convert clips to scripts is available in Appendix A.2.

Using the generated script, the extraction on the second 2-step could be done either in a supervised manner, including continuous pretraining and fine-tuning, or in a few-shot manner, using the exact same prompt used in the direct approach, albeit, replacing the word ‘movie’ with ‘script’. The two pipelines are illustrated in Figure 3.

MLMs vs. LLMs State-of-the-Art models such as ChatGPT-4o (OpenAI 2024) and Gemini 1.5 Pro (Google

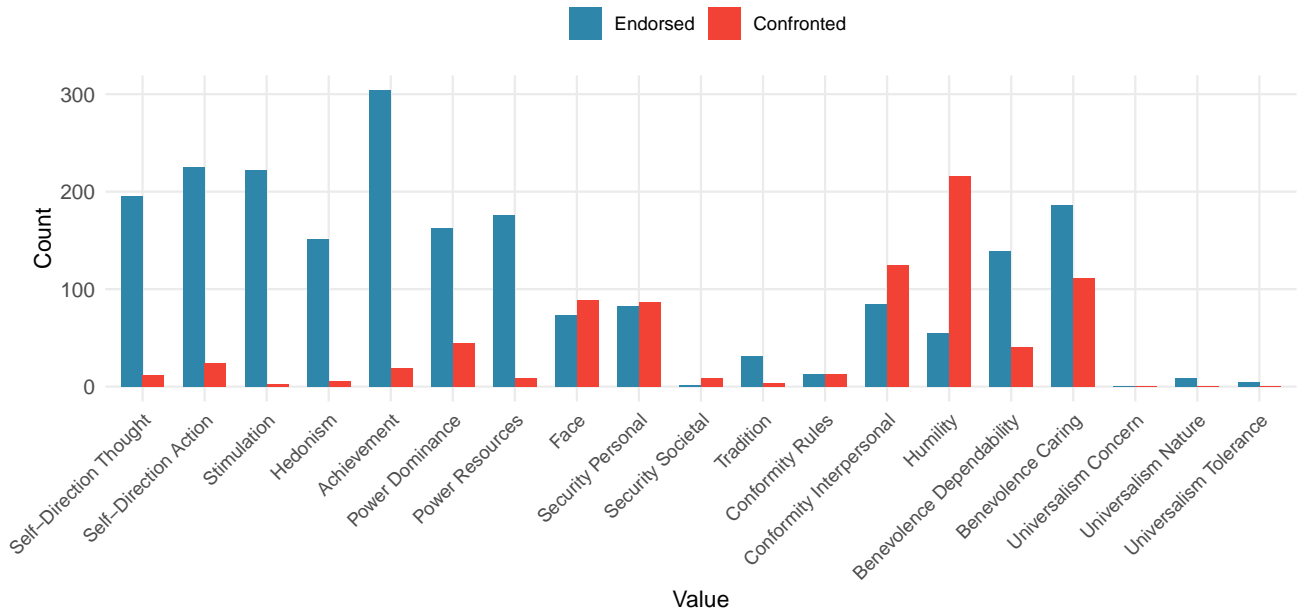


Figure 2: Occurrences of each value in the annotated dataset. Blue bars indicate the appearance of an endorsed value (e.g., *achievement*) and red bars indicate the confronted value (e.g., *apathy* and *lack of ambition*, conflicting with *achievement*).

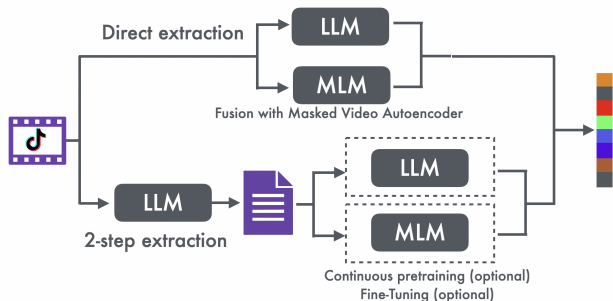


Figure 3: Direct and indirect extraction of values from TikTok movies. continuous pre-training the textual models on scripts is optional. LLMs are used in a zero/few-shot manner. The MLM must be trained on a subsample in a supervised manner.

2024) are multimodal, processing different modalities such as text, sound and video. Using them allows for a direct approach, analyzing all aspects of the TikTok simultaneously. Moreover, the LLMs allow for a few-shot extraction, with no need for supervised training. Using an LLM, either in the direct or the 2-step pipeline, the extraction is done by prompting the model with the annotation guidelines, alongside a request to identify the values in a given TikTok (either directly from the mp4 file or from the generated script). All prompts are available in Appendix A. The LLMs used were Gemini 1.5 Pro and Mistral 7B (Jiang et al. 2023).

On the other hand, the use of masked models, either MLMs like BERT or video autoencoders, allows model training, given that annotated data is available. The supervised approach is argued to better suit tasks that require nuanced understanding of the content (Ziems et al. 2024). Masked models can be used in both the direct and the two-step pipelines. In this work we experiment with roBERTa-large (Liu 2019), DeBERTa-V2-xlarge (He, Gao, and Chen 2023), and the Longformer (Beltagy, Peters, and Cohan 2020).

Masked Language Models We use pre-trained transformer models with a binary classification head. We finetuned the classification head with 3-fold cross-validation with early stopping to prevent overfitting. We selected the best-performing epoch for each fold based on the F1 score, and then averaged these optimal results across all folds to obtain final performance metrics (commonly referred to as "best-epoch averaging", recommended by (Reimers and Gurevych 2017).)

Multimodality with Masked Video Autoencoder VideoMAE (Tong et al. 2022), a masked autoencoder pre-trained specifically on videos, is reported to achieve impressive results even over small datasets. We extract the visual embeddings using VideoMAE, audial embeddings using Wav2Vec2-Base (Baevski et al. 2020) and the textual embeddings using the SentenceTransformer (Reimers and Gurevych 2019). Fusion is done by concatenation. These fused embeddings were then fed into an MLP classification head. We refer to this fused multimodal F-VideoMAE. For

Genre: Sports/Challenge
Sound: Yes
NARRATOR: "This pro tennis player Taylor Fritz with one of the fastest serves on tour. His fastest serve ever was 240 KM/H, but can I, a person who's never played tennis, return one?"
[pro]
TAYLOR FRITZ is shown on a tennis court serving, then staring into the camera.
NARRATOR: #9 IN THE WORLD with one fastest serves 240KM/H I never return
The NARRATOR is shown holding a tennis racket, about to return a serve.
[SERVE 1]
TAYLOR FRITZ serves the ball. The NARRATOR misses.
NARRATOR: "Oof"
[SERVE 4]
TAYLOR FRITZ serves. The NARRATOR misses again.
NARRATOR: "Oh, yo, that was..."
[SERVE 10]
TAYLOR FRITZ serves. The NARRATOR misses.
NARRATOR: "F*ck"
[SERVE 18]
TAYLOR FRITZ serves. The NARRATOR misses.
NARRATOR: "F*ck. [giggles] Yo!"
[SERVE 24]
TAYLOR FRITZ serves. The NARRATOR misses.
NARRATOR: "F*ck, I thought I could do this."
[SERVE 32]
TAYLOR FRITZ serves. The NARRATOR misses.
NARRATOR: "F*ck no, I cannot!"
[SERVE 38]
TAYLOR FRITZ serves. The NARRATOR misses.
[SERVE 47]
TAYLOR FRITZ serves. The NARRATOR hits the ball back.
NARRATOR: "Oh! Where'd it go?"
[50TH SERVE]
TAYLOR FRITZ serves for the last time.
NARRATOR: "Oh, come on."

Table 2: The script of video ID 7341895431883967746

more details see Appendix C.2.

Evaluation Procedure and Metrics We evaluate the different pipeline and settings using an the standard F1-score per value and over all values (macro and weighted). We also use the recall value in a BLEU-like manner. While the different variations of the F-score allows us to evaluate the performance of each system in the detection of each specific value, as well as the overall performance. This Recall/BLEU value, inspired by the BLEU (Papineni et al. 2002) allows us to assess the performance on the *movie* level, measuring how many of the values conveyed in a specific TikTok were actually recovered by the algorithm, regardless of the specific mixture of values. We report and discuss the average Recall/BLEU values.

In the unsupervised settings (direct and the 2-stage approaches) the results are computed over the whole dataset. Settings involving supervised training were conducted in a 3-fold cross-validation manner, each fold uses two thirds of the data for training and a third for testing. Results are re-

ported only for values appearing in at least 5% of the movies, in order to allow enough data in the train/test split.

Compute Resources All experiments were executed on Google Colab Enterprise runtime environment with an NVIDIA Tesla A100 GPU (a2-highgpu-1g configuration).

	Endorsed		Confronted		All	
	W	M	W	M	W	M
F-VideoMAE ^d	0.23	0.20	0.22	0.17	0.23	0.19
Gemini ^d	0.46	0.40	0.26	0.27	0.4	0.37
RoBERTa ^{2s} _{PT}	0.26	0.23	0.24	0.21	0.26	0.23
DeBERTa ^{2s} _{PT}	0.3	0.27	0.24	0.22	0.29	0.25
Longformer ^{2s}	0.34	0.30	0.28	0.20	0.33	0.27
DeBERTa ^{2s}	0.36	0.33	0.35	0.32	0.36	0.33
Mistral ^{2s}	0.39	0.36	0.26	0.26	0.36	0.33
RoBERTa ^{2s}	0.42	0.38	0.38	0.35	0.41	0.37
Gemini ^{2s}	0.48	0.43	0.36	0.37	0.45	0.41

Table 3: Weighted (W) and Macro (M) F-Score results for the Endorsed Values , the Confronted Values and All. The direct and two-steps settings are indicated by *d* and *2s* (for *2-step*), respectively; *PT* indicates continuous Pre-Training.

5 Results and Analysis

Overall Results Table 3 presents the weighted and the macro F-scores achieved by each of the models. Best results *overall* were obtained by Gemini^{2s} (using the 2-stage pipeline, prompting Gemini in both stages) with 0.45 (0.41) weighted (macro) F-score. Separating *endorsed* and *confronted* values, this setting achieves best results (weighted and macro) on the endorsed values, and best macro results on the confronted values. While the RoBERTa^{2s} achieved the highest weighted F-score on the confronted values, Gemini^{2s} is a close second, with 0.36, compared to 0.38 by RoBERTa^{2s}. Interestingly, the direct pipeline (Gemini^d) tend to underperform, compared to the use of the Gemini or the RoBERTa in a 2-stage pipeline.

These results suggest that while Gemini was trained in a multimodal manner over text and video, nuanced classification better done over texts. Indeed, the 2-stage approach harnesses the multimodal capabilities of Gemini to convert videos to detailed textual scripts (master scene heading, action, dialogue) and then harness the capabilities of the LLM as a strong few-shot learner. The detailed script generated in the first stage helps mitigating the challenges demonstrated by Ziems et al. (2024).

Results per Movie (Recall/BLEU) Focusing on the *movie* level, rather than on the *value* level, the 2-stage pipeline proved to achieve the best results (Table 4). This is consistent with the results presented above. Gemini^{2s} demonstrates superior performance on the endorsed values and achieves the best overall results. However, when focusing specifically on confronted values at the *movie* level, RoBERTa^{2s} outperforms Gemini^{2s}. We attribute this gap to the fact that confronted values are more opaque and therefore harder to detect without explicit supervision. At the

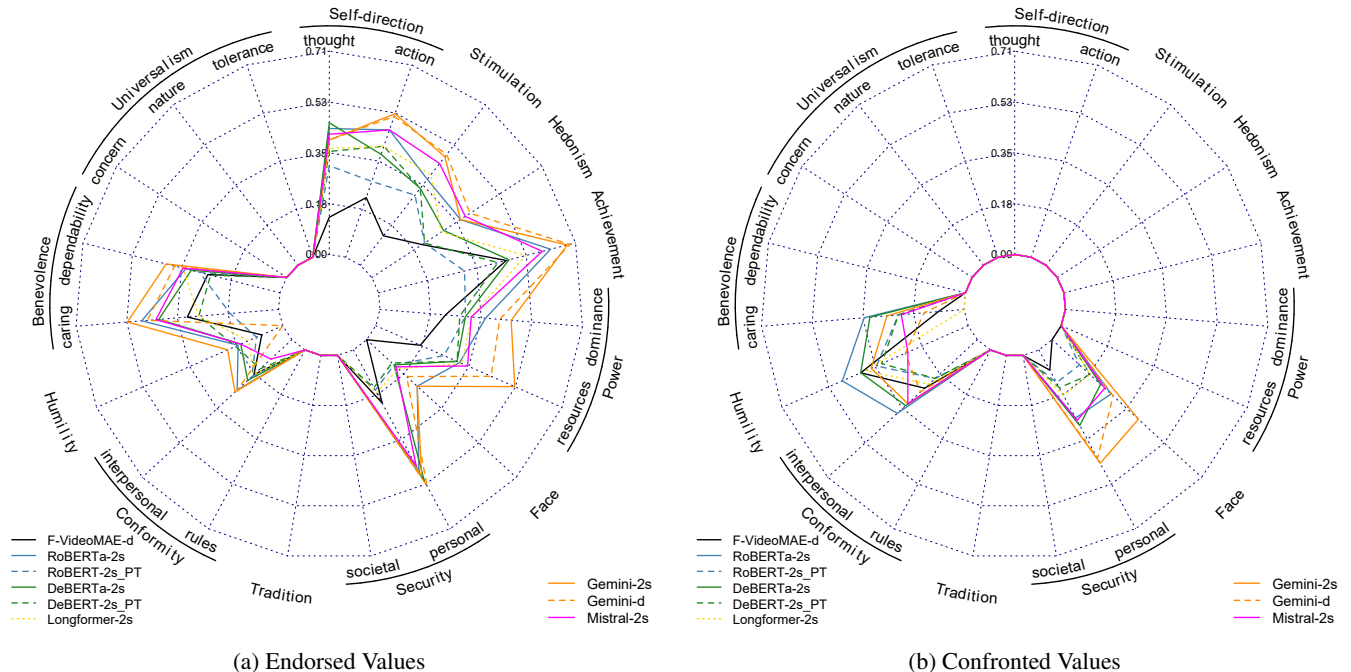


Figure 4: F-Scores per each model and value. Values appearing less than 5% of TikToks were not included in the BERT based MLM models, thus excluded from the analysis (appearing with score 0 in the figure).

Model	Endorsed	Confronted	All Values
Gemini ^d	0.51	0.2	0.36
Mistral ^{2s}	0.51	0.26	0.39
roBERTa ^{2s} _{PT}	0.31	0.30	0.31
DeBERTa ^{2s} _{PT}	0.33	0.30	0.31
Gemini ^{2s}	0.58	0.32	0.45
DeBERTa ^{2s}	0.39	0.39	0.39
roBERTa ^{2s}	0.43	0.44	0.43

Table 4: Recall/BLEU results. The direct and two-steps pipelines are indicated by *d* and *2s* (2-step), respectively; *PT* indicates continuous Pre-Training.

movie level, evaluation is based on recall rather than F1; for confronted values, which are more opaque, this favors models such as RoBERTa^{2s} that exhibit higher sensitivity. This increased sensitivity, however, is accompanied by a substantially higher rate of false positives, which leads to lower precision, as evident at the *value* level (Table 6). However, at the *movie* level, where evaluation emphasizes recall rather than precision, this reduction in precision is not directly reflected. In summary, for the confronted values, at the *value* level this results in comparable F1 scores to Gemini^{2s} (Table 3), while at the *movie* level, the higher recall of RoBERTa^{2s} leads to improved performance.

Results per Value The results *per value* are presented in the radar plots in Figure 4. The highest F-score for endorsed values (0.69) was obtained for Achievement, followed by

Security Personal and Power Resources (0.54 and 0.53, respectively) while the highest score for a confronted value (0.48) was obtained for Humility, followed by Security Personal and Face (0.45, 0.41). Indeed, these are three of the five most frequent confronted values, see Figure 2.¹

Endorsed vs. Confronted Values Most of the endorsed values are more frequent in the dataset (Figure 2) and were better detected than confronted values (Figure 4 and Table 3). All models showed a performance drop between the endorsed and confronted values. The three top performing models (pipelines), Gemini^d, RoBERTa^{2s}, and Gemini^{2s}, exhibited an interesting pattern. The performance drop for Gemini^d (direct pipeline) was nearly twice as large as that of Gemini^{2s}, which itself was about three times the drop observed for RoBERTa^{2s}. The weighted F1-scores over the endorsed values were 0.48, 0.46, and 0.42 for Gemini^{2s}, Gemini^d, and RoBERTa^{2s}, respectively. Over the confronted values, the F1-scores decreased to 0.36 ($\Delta = 0.12$), 0.26 ($\Delta = 0.20$), and 0.38 ($\Delta = 0.04$), respectively.

This drop in performance for confronted values is also evident at the *movie* level, where we aggregate over all values per video (Table 4). Gemini^{2s} maintains the best overall performance (0.45), while RoBERTa^{2s} outperforms Gemini^{2s} on the confronted values (0.44 vs. 0.32), reflecting its higher sensitivity in detecting these opaque manifestations. The direct pipeline Gemini^d suffers a large drop (0.20), consistent

¹We note that the numbers reported here result from different settings, see detailed results in Appendix B.

with the pattern observed at the *value* level (Table 3).

It seems the manifestations of confronted values pose a challenge even for trained annotators: their detection requires an understanding of the meaning of the value, the meaning of its absence, and the way in which its absence (or confrontation) is promoted in an ironic or subversive manner. These results suggest that LLMs fall short in processing conceptual complexity and social opposition. However, these observations highlight the advantage of the 2-stage pipeline: by combining multimodal LLMs in a divide-and-conquer manner, it mitigates some of their shortcomings, achieving more robust performance both at the *value* level and when aggregating per movie.

Continuous Pretraining Continuous pretraining did not improve any of the models we used. We attribute this to the combination of two main factors: (i) The relatively small dataset used for the continuous pretraining (<1000 videos), (ii) The large number of unbalanced classes, as presented in Figure 2. Future work should explore the impact of each of these factors.

Limitations and Discussion This study is not without limitations. First, we have sampled 91 influencers and 885 videos from TikTok. Our manual annotation process, included two independent expert annotators, and a third consolidator. This process ensured quality, yet limited the size of the dataset and the generalization beyond the TikTok platform. While this work explores the different pipelines and methods for value extraction, future work will incorporate a larger dataset, allowing for better generalization even for values infrequent in the current dataset.

Second, we have sampled influencers from seven specific genres. In our dataset, we found much variability across the genres in content and style. The genres we explored were identified as the most important for children and adolescents. TikTok, however, is extremely diverse and other genres may become prominent. Thus, future studies must verify that our results generalize across TikTok.

A third issue stems from the movie-to-script conversion. The quality of the generated scripts was established in a qualitative manner by two of the authors. However, even state-of-the-art models may fail to capture important details. For example, a humerus nonsensical TikTok showed the influencer air-driving a car in a charade game, appearing to be practically driving in the air, floating around the room and bumping into objects. The generated script failed to reflect the fact that the influencer was depicted as actually moving in the air.

Forth, we applied the Schwartz personal values theory to define and identify values. This theory was tested across cultures and in hundreds of samples across the world (Sagiv and Schwartz 2022), and is considered the leading theoretical framework of values in social science. At the same time, the theory was not constructed specifically within the context of social media, and does not focus on unique aspects of this context. Specialized theories can add information for future investigation (Shifman et al. 2025).

Finally, while this work explored the use of an array of strong models – new models, announced periodically, may

offer a different perspective (e.g., significant improvement of the direct pipeline).

6 Conclusions and Implications

We have explored two pipelines for the extraction of personal values from TikTok – a direct approach using a SOTA multimodal LLMs and an indirect, two-steps, approach using either multimodal LLM for both stages or an LLM in the first step and a supervised MLM in the second step. We have demonstrated that the two-steps approach mitigates some of the shortcomings of SOTA LLMs – particularly when it comes to the processing of nuanced societal commentary and values. We further analyze the performance over individual values and over endorsed and confronted values.

The results reported in this paper outperform state-of-the-art results (Schroter, Dementieva, and Groh 2023; Legkas et al. 2024) achieved in less challenging settings in which (i) text, rather than video, was the original medium of the input, and (ii) the number of examples available for training was an order of magnitude larger.²

The methods presented have important implications for research and society. TikTok emerged as a leading platform among youth (Anderson, Faverio, and Gottfried 2023; Woodward 2024), yet at the same time produces worry among parents, educators, and decision makers (Conte et al. 2025). By applying value detection, researchers can study the prevalence transition, and effect of different values in TikTok, at scale. Such research can provide society with much needed information regarding the social environment of young people. Importantly, rather than approaching social media influence as a monolithic concern, parents can use our value identification framework to have more nuanced conversations with their children about the content they consume. In addition, the methods presented here have important implications for AI alignment, platform governance, and design choices.

It is important to note that advertisers and influencers can make similar use of the method, in order to target youth more effectively. We follow De Veirman, Hudders, and Nelson (2019) in call for policy makers and educators to mitigate misuse of online platforms by enabling youth to better identify patterns of influence in social media.

7 Ethical Considerations

Social media platforms create a semi-public sphere where influencers actively post content not just for their friends, but for a wider audience. Influencers often use their online presence as their main source of income, putting vast effort to maximize exposure and engagement (Carpiano et al. 2023; DiResta 2024). Therefore, studying influencer culture and ecosystem is not only ‘fair-practice’ under the unobtrusive observer paradigm (Kozinets 2010), but also crucial for understanding how values are being monetized by influencers targeting children. We note that eight accounts in our data

²A direct comparison is unattainable due to the very different nature of the data in terms of source, medium and style.

feature minors, three of these are parents accounts. The legal guardians are active participants and supporters of the other five accounts.

The dataset curated for this work is publicly available and collected only via public APIs with no violation of TikTok terms of service. The annotated dataset available at [URL] contains only the TikTok IDs and the annotations, in order to allow influencers maintaining privacy should they choose to delete their content.

The societal need to understand the ecosystem that targets and influences minors balances and mitigates these ethical concerns. Moreover, we believe that only such understanding will allow parents, educators, and policy makers, to support minors – a vulnerable population – in facing potential risks resulting from the broad use of social media.

References

- Aharoni, M.; Te'eni-Harari, T.; and Eyal, K. 2024. Integrating values into the social learning process: The occupational world in children's television shows in Israel. *Journal of Children and Media*, 1–19.
- Anderson, M.; Faverio, M.; and Gottfried, J. 2023. Teens, social media and technology 2023. Report from the Pew Research Center, Washington, D.C.
- Baevski, A.; Zhou, Y.; Mohamed, A.; and Auli, M. 2020. wav2vec 2.0: A framework for self-supervised learning of speech representations. *Advances in Neural Information Processing Systems*, 33: 12449–12460.
- Beltagy, I.; Peters, M. E.; and Cohan, A. 2020. Longformer: The Long-Document Transformer. *arXiv preprint*.
- Benish-Weisman, M.; Oreg, S.; and Berson, Y. 2022. The contribution of peer values to children's values and behavior. *Personality and Social Psychology Bulletin*, 48: 844–864.
- Benish-Weisman, M. 2024. "Tell me who your friends are, and I will tell you who you are:" The contribution of peers to adolescents' values. *Child Development Perspectives*.
- Berson, Y.; and Oreg, S. 2016. The role of school principals in shaping children's values. *Psychological Science*, 27: 1539–1549.
- Carpiano, R. M.; Callaghan, T.; DiResta, R.; Brewer, N. T.; Clinton, C.; Galvani, A. P.; Lakshmanan, R.; Parmet, W. E.; Omer, S. B.; Buttenheim, A. M.; et al. 2023. Confronting the evolution and expansion of anti-vaccine activism in the USA in the COVID-19 era. *The Lancet*, 401(10380): 967–970.
- Chen, J.; Hsieh, G.; Mahmud, J. U.; and Nichols, J. 2014. Understanding individuals' personal values from social media word use. In *Proceedings of the 17th ACM conference on Computer supported cooperative work & social computing*, 405–414.
- Coates, A. E.; Hardman, C. A.; Halford, J. C.; Christiansen, P.; and Boyland, E. J. 2019. Social media influencer marketing and children's food intake: A randomized trial. *Pediatrics*, 143: e20182554.
- Conde, R.; and Casais, B. 2023. Micro, macro and mega-influencers on instagram: The power of persuasion via the parasocial relationship. *Journal of business research*, 158: 113708.
- Conte, G.; Iorio, G. D.; Esposito, D.; Romano, S.; Panvino, F.; Maggi, S.; Altomonte, B.; Casini, M. P.; Ferrara, M.; and Terrinoni, A. 2025. Scrolling through adolescence: A systematic review of the impact of TikTok on adolescent mental health. *European Child & Adolescent Psychiatry*, 34: 1511–1527.
- Craig, C. M.; Brooks, M. E.; and Bichard, S. 2021. Prosocial consumer socialization: how socialization agents impact prosocial attitudes and behavior. *Atlantic Journal of Communication*, 29(3): 136–150.
- Daniel, E.; Arieli, S.; and Akerman, L. 2024. The values of schools: an analysis of vision statements. *European Journal of Psychology of Education*, 39: 3661–3683.
- Daniel, E.; and Benish-Weisman, M. 2019. Value development during adolescence: Dimensions of change and stability. *Journal of Personality*, 87: 620–632.
- Daniel, E.; Misgav, K.; and Chomsky, A. 2024. Middle childhood development in personal values. *Journal of Personality*, 92: 1283–1298.
- Daniel, E.; Schiefer, D.; Möllering, A.; Benish-Weisman, M.; Boehnke, K.; and Knafo, A. 2012. Value differentiation in adolescence: The role of age and cultural complexity. *Child Development*, 83: 322–336.
- De Veirman, M.; Hudders, L.; and Nelson, M. R. 2019. What is influencer marketing and how does it target children? A review and direction for future research. *Frontiers in psychology*, 10: 498106.
- Demetriou, A. M.; Kim, J.; Manolios, S.; and Liem, C. 2024. Towards Estimating Personal Values in Song Lyrics. *arXiv preprint arXiv:2408.12694*.
- DiResta, R. 2024. *Invisible rulers: The people who turn lies into reality*. PublicAffairs.
- Dorey, E.; and McCool, J. 2009. The role of the media in influencing children's nutritional perceptions. *Qualitative Health Research*, 19(5): 645–654.
- Duffett, R. G. 2017. Influence of social media marketing communications on young consumers' attitudes. *Young Consumers*, 18(1): 19–39.
- Fischer, R.; Karl, J.; Fetvadjev, V.; Grener, A.; and Luczak-Roesch, M. 2022. Opportunities and challenges of extracting values in autobiographical narratives. *Frontiers in Psychology*, 13: 886455.
- Google. 2024. Gemini 1.5: Unlocking multimodal understanding across millions of tokens of context. *arXiv:2403.05530*.
- Grusec, J. E. 2011. Socialization processes in the family: Social and emotional development. *Annual Review of Psychology*, 62: 243–269.
- Hallinan, B.; Kim, B.; Mizoroki, S.; Scharlach, R.; Trillò, T.; Thelwall, M.; Segev, E.; and Shifman, L. 2023. The value (s) of social media rituals: A cross-cultural analysis of New Year's resolutions. *Information, Communication & Society*, 26(4): 764–785.
- He, P.; Gao, J.; and Chen, W. 2023. DeBERTaV3: Improving DeBERTa using ELECTRA-Style Pre-Training with

- Gradient-Disentangled Embedding Sharing. In *The Eleventh International Conference on Learning Representations*.
- Himelboim, I.; and Golan, G. J. 2023. A social network approach to social media influencers on Instagram: The strength of being a nano-influencer in cause communities. *Journal of Interactive Advertising*, 23(1): 1–13.
- Jiang, A. Q.; Sablayrolles, A.; Mensch, A.; Bamford, C.; Chaplot, D. S.; de las Casas, D.; Bressand, F.; Lengyel, G.; Lample, G.; Saulnier, L.; Lavaud, L. R.; Lachaux, M.-A.; Stock, P.; Scao, T. L.; Lavril, T.; Wang, T.; Lacroix, T.; and Sayed, W. E. 2023. Mistral 7B. *arXiv preprint arXiv:2310.06825*.
- Kadić-Maglajlić, S.; Lages, C. R.; and Pantano, E. 2024. No time to lie: Examining the identity of pro-vaccination and anti-vaccination supporters through user-generated content. *Social Science & Medicine*, 347: 116721.
- Ki, C.-W. C.; Cuevas, L. M.; Chong, S. M.; and Lim, H. 2020. Influencer marketing: Social media influencers as human brands attaching to followers and yielding positive marketing results by fulfilling needs. *Journal of Retailing and Consumer Services*, 55: 102133.
- Kiesel, J.; Alshomary, M.; Handke, N.; Cai, X.; Wachsmuth, H.; and Stein, B. 2022. Identifying the human values behind arguments. In *Proceedings of the 60th Annual Meeting of the Association for Computational Linguistics (Volume 1: Long Papers)*, 4459–4471.
- Kiesel, J.; Çöltekin, Ç.; Heinrich, M.; Fröbe, M.; Alshomary, M.; De Longueville, B.; Erjavec, T.; Handke, N.; Kopp, M.; Ljubešić, N.; et al. 2024a. Overview of Touché 2024: Argumentation Systems. In *Experimental IR Meets Multilinguality, Multimodality, and Interaction*, 308–332. Springer, Cham.
- Kiesel, J.; Çöltekin, Ç.; Heinrich, M.; Fröbe, M.; Alshomary, M.; De Longueville, B.; Erjavec, T.; Handke, N.; Kopp, M.; Ljubešić, N.; Meden, K.; Mirzhakhmedova, N.; Morkevičius, V.; Reitis-Münstermann, T.; Scharfbillig, M.; Stefanovitch, N.; Wachsmuth, H.; Potthast, M.; and Stein, B. 2024b. Overview of Touché 2024: Argumentation Systems. In Goeuriot, L.; Mulhem, P.; Quênnot, G.; Schwab, D.; Di Nunzio, G. M.; Soulier, L.; Galuščáková, P.; García Seco de Herrera, A.; Faggioli, G.; and Ferro, N., eds., *Experimental IR Meets Multilinguality, Multimodality, and Interaction*, 308–332. Springer Nature Switzerland.
- Knafo-Noam, A.; Barni, D.; and Schwartz, S. H. 2020. *Parent-child value similarity: Broadening from intergenerational transmission to reciprocal influences, genetics, and environmental antecedents*, 163–185. Oxford University Press. ISBN 9780190676049.
- Knafo-Noam, A.; Daniel, E.; and Benish-Weisman, M. 2023. The development of values in middle childhood: Five maturation criteria. *Current Directions in Psychological Science*.
- Kozinets, R. V. 2010. *Netnography: Ethnographic Research in the Age of the Internet*. London: Sage. Print.
- Kumar, U.; Reganti, A. N.; Maheshwari, T.; Chakroborty, T.; Gambäck, B.; and Das, A. 2018. Inducing Personalities and Values from Language Use in Social Network Communities. *Information Systems Frontiers*, 20(6): 1219–1240.
- Legkas, S.; Christodoulou, C.; Zidianakis, M.; Koutrintzes, D.; Petasis, G.; and Dagioglou, M. 2024. Hierocles of alexandria at touché: multi-task & multi-head custom architecture with transformer-based models for human value detection. In *Working Notes of the Conference and Labs of the Evaluation Forum (CLEF 2024)*. CEUR Workshop Proceedings, CEUR-WS.org.
- Lipshits-Braziler, Y.; Arieli, S.; and Daniel, E. 2024. Personal values and career-related preferences among young adults. *Journal of Personality*.
- Liu, Y. 2019. Roberta: A robustly optimized bert pretraining approach. *arXiv preprint arXiv:1907.11692*, 364.
- Lou, C.; and Yuan, S. 2019. Influencer marketing: How message value and credibility affect consumer trust of branded content on social media. *Journal of interactive advertising*, 19(1): 58–73.
- McFee, B.; Raffel, C.; Liang, D.; Ellis, D. P. W.; McVicar, M.; Battenberg, E.; and Nieto, O. 2015. librosa: Audio and Music Signal Analysis in Python. In *Proceedings of the 14th Python in Science Conference (SciPy 2015)*, 18–25.
- Montag, C.; Yang, H.; and Elhai, J. D. 2021. On the psychology of TikTok use: A first glimpse from empirical findings. *Frontiers in public health*, 9: 641673.
- OpenAI. 2024. GPT-4 Technical Report. *arXiv:2303.08774*.
- Oulabbib, I.; Benhaddi, M.; and El Hadaj, S. 2024. Measuring Personal Values Of African Reddit Users Using a Lexicon-Based Approach. In *International Conference On Big Data and Internet of Things*, 308–322. Springer.
- Papineni, K.; Roukos, S.; Ward, T.; and Zhu, W.-J. 2002. Bleu: a method for automatic evaluation of machine translation. In *Proceedings of the 40th annual meeting of the Association for Computational Linguistics*, 311–318.
- Pennebaker, J. W.; Boyd, R. L.; Jordan, K.; and Blackburn, K. 2015. The development and psychometric properties of LIWC2015. Technical report, The University of Texas at Austin, Department of Psychology. Technical Report.
- Ponizovskiy, V.; Ardag, M.; Grigoryan, L.; Boyd, R.; Dobe-wall, H.; and Holtz, P. 2020. Development and validation of the personal values dictionary: A theory-driven tool for investigating references to basic human values in text. *European Journal of Personality*, 34(5): 885–902.
- Prot, S.; Anderson, C. A.; Gentile, D. A.; Warburton, W.; Saleem, M.; Groves, C. L.; and Brown, S. C. 2015. Media as agents of socialization. *Handbook of socialization: Theory and research*, 276–300.
- Qiu, L.; Zhao, Y.; Li, J.; Lu, P.; Peng, B.; Gao, J.; and Zhu, S.-C. 2022. Valuenet: A new dataset for human value driven dialogue system. In *Proceedings of the AAAI Conference on Artificial Intelligence*, volume 36, 11183–11191.
- Reimers, N.; and Gurevych, I. 2017. Reporting score distributions makes a difference: Performance study of LSTM-networks for sequence tagging. In *Proceedings of the 2017 Conference on Empirical Methods in Natural Language Processing*, 338–348.

- Reimers, N.; and Gurevych, I. 2019. Sentence-BERT: Sentence Embeddings using Siamese BERT-Networks. In *Proceedings of the 2019 Conference on Empirical Methods in Natural Language Processing and the 9th International Joint Conference on Natural Language Processing (EMNLP-IJCNLP)*, 3982–3992.
- Reinikainen, H.; Munnukka, J.; Maity, D.; and Luoma-Aho, V. 2020. ‘You really are a great big sister’—parasocial relationships, credibility, and the moderating role of audience comments in influencer marketing. *Journal of marketing management*, 36(3-4): 279–298.
- Rejeb, A.; Rejeb, K.; Appolloni, A.; Treiblmaier, H.; and Iranmanesh, M. 2024. Mapping the scholarly landscape of TikTok (Douyin): a bibliometric exploration of research topics and trends. *Digital Business*, 100075.
- Sagiv, L.; and Roccas, S. 2017. *What personal values are and what they are not: Taking a cross-cultural perspective*. Springer, Cham. ISBN 9783319563527.
- Sagiv, L.; and Roccas, S. 2021. How do values affect behavior? Let me count the ways. *Personality and Social Psychology Review*, 25: 295–316.
- Sagiv, L.; and Schwartz, S. H. 2022. Personal values across cultures. *Annual Review of Psychology*, 73: 517–546.
- Saji, B. S.; Vij, M.; and Kabiraj, S. 2015. Selection of tourism destination as a representation of human values. *Business Perspectives and Research*, 3: 95–108.
- Schönpflug, U. 2001. Intergenerational transmission of values: The role of transmission belts. *Journal of cross-cultural psychology*, 32(2): 174–185.
- Schroter, D.; Dementieva, D.; and Groh, G. 2023. Adam-smith at SemEval-2023 task 4: Discovering human values in arguments with ensembles of transformer-based models. *arXiv preprint arXiv:2305.08625*.
- Schwartz, S. H. 1992. Universals in the content and structure of values: Theoretical advances and empirical tests in 20 countries. *Advances in Experimental Social Psychology*, 25: 1–65.
- Schwartz, S. H. 2012. An overview of the Schwartz theory of basic values. *Online readings in Psychology and Culture*, 2(1): 11.
- Shifman, L. 2019. Internet memes and the twofold articulation of values. *Society and the internet: How networks of information and communication are changing our lives*, 43–57.
- Shifman, L.; Trillò, T.; Hallinan, B.; Mizoroki, S.; Green, A.; Scharlach, R.; and Frosh, P. 2025. The expression of values on social media: An analytical framework. *New Media & Society*, 14614448241307035.
- Silva, A.; Lo, P.-C.; and Lim, E.-P. 2020. On Predicting Personal Values of Social Media Users using Community-Specific Language Features and Personal Value Correlation. *arXiv preprint arxiv.org/abs/2007.08107*.
- Smahel, D.; Machacova, H.; Mascheroni, G.; Dedkova, L.; Staksrud, E.; Olafsson, K.; Livingstone, S.; and Hasebrink, U. 2020. EU Kids Online: Survey results from 19 countries. Tafesse, W.; and Wood, B. P. 2021. Followers’ engagement with instagram influencers: The role of influencers’ content and engagement strategy. *Journal of retailing and consumer services*, 58: 102303.
- Teather, D. 2024. TikTokAPI.
- Tolbert, A. N.; and Drogos, K. L. 2019. Tweens’ wishful identification and parasocial relationships with youtubers. *Frontiers in Psychology*, 10: 2781.
- Tong, Z.; Song, Y.; Wang, J.; and Wang, L. 2022. Video-MAE: Masked Autoencoders are Data-Efficient Learners for Self-Supervised Video Pre-Training. In *Advances in Neural Information Processing Systems*, volume 35, 10078–10093.
- Trillò, T.; Scharlach, R.; Hallinan, B.; Kim, B.; Mizoroki, S.; Frosh, P.; and Shifman, L. 2021. What does freedom look like? Instagram and the visual imagination of values. *Journal of Communication*, 71(6): 875–897.
- Tuominen, J.; Rantala, E.; Reinikainen, H.; and Wilska, T.-A. 2023. Modern-day socialization agents: The connection between social media influencers, materialism, and purchase intentions of Finnish young people. *The Journal of Social Media in Society*, 12(1).
- Twito, L.; and Knafo-Noam, A. 2020. Beyond culture and the family: Evidence from twin studies on the genetic and environmental contribution to values.
- Twito-Weingarten, L.; and Knafo-Noam, A. 2022. *The development of values and their relation to morality*. Routledge, 3rd edition.
- Uhls, Y. T.; and Greenfield, P. M. 2011. The rise of fame: An historical content analysis. *Cyberpsychology: Journal of Psychosocial Research on Cyberspace*, 5(1): 1.
- van der Meer, M.; Vossen, P.; Jonker, C.; and Murukannaiah, P. 2023. Do Differences in Values Influence Disagreements in Online Discussions? In Bouamor, H.; Pino, J.; and Bali, K., eds., *Proceedings of the 2023 Conference on Empirical Methods in Natural Language Processing*. Singapore: Association for Computational Linguistics.
- Wilde, O. 1890. *The picture of dorian gray*. Oxford University Press.
- Wongpakaran, N.; Wongpakaran, T.; Wedding, D.; and Gwet, K. L. 2013. A comparison of Cohen’s Kappa and Gwet’s AC1 when calculating inter-rater reliability coefficients: a study conducted with personality disorder samples. *BMC medical research methodology*, 13: 1–7.
- Woodward, M. 2024. TIKTOK USER STATISTICS 2025: EVERYTHING YOU NEED TO KNOW. <https://www.searchlogistics.com/learn/statistics/tiktok-user-statistics/>, Last accessed on 2025-1-13.
- Yao, J.; Yi, X.; Gong, Y.; Wang, X.; and Xie, X. 2024. Value FULCRA: Mapping Large Language Models to the Multi-dimensional Spectrum of Basic Human Value. In Duh, K.; Gomez, H.; and Bethard, S., eds., *Proceedings of the 2024 Conference of the North American Chapter of the Association for Computational Linguistics: Human Language Technologies (Volume 1: Long Papers)*, 8762–8785. Mexico City, Mexico: Association for Computational Linguistics.

Ziems, C.; Held, W.; Shaikh, O.; Chen, J.; Zhang, Z.; and Yang, D. 2024. Can Large Language Models Transform Computational Social Science? *Computational Linguistics*, 50(1): 237–291.

A Prompts and Responses

In this appendix we provide the prompts used for value extraction (direct and 2-step extraction) and the prompt used in converting a movie to textual script, along with an example of a generated script and the values extracted from it.

A.1 Prompt for Value Extraction

The prompt used for direct extraction is provided at Figures 5 and 6. This very same “prompt” served as the annotation guidelines (code book) offered to annotators. Note that the figure contains an example (“few shot”) for only one value *Self-direction Thought* while the actual prompt (and the annotation guidelines) provided examples for each of the values. The same prompt was used for few-shot extraction from scripts in the 2-step extraction, the sole difference is that the opening line is “You are given a *movie script* of a TikTok video”, rather than “You are given a TikTok video”. The full code book (prompt) will be available at [URL to be added in camera ready version].

A.2 Prompt for Script Extraction

The prompt used to convert TikTok movies to textual scripts is available in Figure 7; the script generated by applying this prompt on TikTok ID 7341895431883967746 is presented in Table 2. The manual annotations for this specific movie are: *Achievement Endorsed Value* (1), *Face Confront value* (-1).

B Detailed Results

Detailed results per value are provided in Tables 5 and 6.

C Experimental Design: configurations and hyper-parameters

In this section we define the hyper-parameters used in this paper.

C.1 MLM Training Configuration

All MLMs were trained using the AdamW optimizer with a learning rate of $2e-5$, following standard practices for transformer fine-tuning. We employed a linear learning rate schedule with warm-up, where the number of warm-up steps was set to 10% of the total training steps, allowing the model to gradually adapt to the task-specific data distribution and preventing early training instability.

We used 5 epochs with early stopping with patience of 2 epochs.

Throughout training, transformer backbone weights remained unfrozen, enabling full model adaptation to the nuances of human values classification rather than relying solely on pre-trained representations.

C.2 Multimodal Extraction using VideoMAE

Visual embeddings were extracted by sampling 16 uniformly distributed frames from each video using PyAV and processed through VideoMAE-Base to obtain visual representations.

You are given a TikTok movie. Your task is to annotate TikTok movies for the 19 refined human values as identified by Schwartz (1992) and Schwartz et al. (2012). Human values represent guiding principles in people's lives. Basic human values are recognized across all cultures and are therefore useful to understand the principles being conveyed in various social media contexts. Annotations are to be made at the TikTok post level. This includes the video, the video & caption, the sound track, and the wording and other visual elements layered on the video. It is possible that a post will portray several values. In this case, all of them will be marked. It is also possible that some of the values will be more dominant than others. If a value is dominant it will be marked as 2, if a value appears in the post but is not dominant it will be marked as 1. If a value does not appear in the post, it will be marked zero. If the content of the post is contrary to a value, it will be marked as -1.

VALUE CONCEPTUAL DEFINITIONS IN TERMS OF MOTIVATIONAL GOALS

SELF-DIRECTION-THOUGHT Freedom to cultivate one's own ideas and abilities
SELF-DIRECTION-ACTION Freedom to determine one's own actions
STIMULATION Excitement, novelty, and change
HEDONISM Pleasure and sensuous gratification
ACHIEVEMENT Success according to social standards
POWER-DOMINANCE Power through exercising control over people
POWER-RESOURCES Power through control of material and social resources
FACE Security and power through maintaining one's public image and avoiding humiliation
SECURITY-PERSONAL Safety in one's immediate environment
SECURITY-SOCIETAL Safety and stability in the wider society
TRADITION Maintaining and preserving cultural, family, or religious traditions
CONFORMITY-RULES Compliance with rules, laws, and formal obligations
CONFORMITY-INTERPERSONAL Avoidance of upsetting or harming other people
HUMILITY Recognizing one's insignificance in the larger scheme of things
BENEVOLENCE-DEPENDABILITY Being a reliable and trustworthy member of the in-group
BENEVOLENCE-CARING Devotion to the welfare of in-group members
UNIVERSALISM-CONCERN Commitment to equality, justice, and protection for all people
UNIVERSALISM-NATURE Preservation of the natural environment
UNIVERSALISM-TOLERANCE Acceptance and understanding of those who are different from oneself

Description of Values and their Label:

In the following examples, we first describe how a specific refined value may be expressed in Posts, and then provide specific examples from TikTok. This annotation does not exclude other values that may be expressed in the post.

SELF-DIRECTION-THOUGHT

Personal motivation: It is important to be creative, forming own opinions, be unique, have original ideas, learn things for oneself and improve your own abilities.
The focus of this value is on developing your own ideas, wanting to know more and discovering.

Example 1:

"A young child is flipping through the pages of a storybook. At some point, the child comes to a picture she finds interesting and requests the name of the object from the caregiver."

Value label: 1 or 2 depending on other values in the post.

Examples 2-3:

An influencer saying that the music he listens to is chosen by another person

Influencers asking the followers to choose their "color pallet".

Value label: -1

<explanations and example of the other values>

<additional guidelines>

Figure 5: Annotation guidelines and prompt for direct extraction.

Additional guidelines:

No keyword-based annotation: Single words should not be annotated automatically as value. Only values resulting from the context are annotated. For example, if someone says the word responsible - it does not necessarily mean benevolence dependability. It can also be other values, for example security personal in the context of responsibility for one's physical well-being. You are coding the content of the post, not the fact that the post was created. So, not all posts are conveying self-direction because they were creatively created. Not all posts are conveying power because they promote the influencer. Look for the content of the specific post. Avoid making ideological judgements- It is hard to disassociate ourselves from our political, social and academic views, but annotators should try to stay as close to the meaning conveyed by the influencer as possible, as the goal is to annotate what is posted, not how it makes us as annotators feel.

Sometimes the influencer portrays different values, even conflicting or opposite. In these cases- all values in the post will be annotated. Sometimes few characters in the videos portray different values, they may be conflicting or opposite values- all the values that are shown in the video will be annotated. However, the main character in the video is the influencer. If the post refers to multiple points of view, the influencer should be taken as the lead. For example, if the influencer is ordered to conform to the rules by their mother, and chooses to disobey the rules, the code of conformity rules will be -1.

It is important to stay as close as possible to the text. Even if a follow-up sentence may cast doubt on the meaning of a value or invites further interpretation, we still want to highlight the value as expressed in that specific section. The idea behind this is that, even if a later part of the text may change the interpretation, it has still made the connection between an issue and a value to begin with; it has made it salient so the understanding will be triggered in the reader. In other words, the value is already salient. Secondly, the reference quality mentioned in the examples is indicated.

At last, return the annotation in this format with labels as instructed:

```
1_Value1_Self_Direction_Thought_values
1_Value1_Self_Direction_Action_values
1_Value1_Stimulation_values
1_Value1_Hedonism_values
1_Value1_Achievement_values
1_Value1_Power_Resources_values
1_Value1_Power_dominance_values
1_Value1_Face_values
1_Value1_Security_Personal_values
1_Value1_Security_Social_values
1_Value1_Conformity_Rules_values
1_Value1_Conformity_Interpersonal_values
1_Value1_Tradition_values
1_Value1_Humility_values
1_Value1_Benevolence_Dependability_values
1_Value1_Benevolence_Care_values
1_Value1_Universalism_Concern_values
1_Value1_Universalism_Nature_values
1_Value1_Universalism_Tolerance_values
Has_sound
```

The result should look like a JSON file and the notes should be returned as a text file

possible field values:

```
Has_sound: {True, False}
1_Value1_XXXXXXXXXXXX_values: {'present', 'conflict', None}
```

Figure 6: Additional guidelines, appended after all the examples (code book).

You are given a TikTok video, the video has 3 main elements we are interested in:

- Audio:

Use "" to denote text spoken by different characters in the scene. ("This shirt is great!")

Give every speaker an informative name in uppercase letters (SPEAKER A, SPEAKER B , YOUNG GIRL, OLD MAN IN A JACKET, etc.).

If speech is mumbled or something is unclear then state it as it is.

- Visual:

Describe the overall scene.

Include every character's facial expressions, subtext and emotions. Don't forget to list the various props.

- Captions:

Look for unique caption text that appears on the screen. No need to repeat subtitles.

All captions must be mentioned in square brackets. Different colored subtitles usually mean that there are different speakers in the scene.

Return a movie script in the following format and style:

YOUNG GIRL: "Wow, this shirt fits me!"

[NEW HELLO KITTY SHIRT]

A YOUNG GIRL is excited about a shirt that is handed to her by BOY WITH BLUE HAT.

BOY WITH BLUE HAT: "Yeah sure it's a gift"

Don't make things up!

State the genre of the TikTok video and if it has sound or not. Make sure the Audio is synchronized with the Visual and the Captions (no need to mark timestamps).

If present, try to mark different speakers using all 3 elements (audio, visual and captions).

Don't start your response with "Sure! Here's a movie script of the given TikTok video:" and don't finish with "Hope that helps".

Figure 7: The prompt used to convert TikTok movies to textual scripts.

Audio embeddings were generated by extracting 10-second audio segments using librosa (McFee et al. 2015) and processing through Wav2Vec2-Base (facebook/wav2vec2-base) with mean pooling over the temporal dimension to produce 768-dimensional feature vectors.

Text embeddings were obtained by performing Optical Character Recognition (OCR) using Tesseract on three key frames (first, middle, and last) to extract visual text overlays, concatenating the extracted text, and encoding it using the SentenceTransformer model 'all-MiniLM-L6-v2' to generate 384-dimensional semantic representations. The embeddings of the three modalities were then fused by concatenation to form comprehensive multimodal representations with a total dimensionality of 768 (VideoMAE) + 768 (Wav2Vec2) + 384 (SentenceTransformer) = 1,920 features per video.

Value	Gemini ^{2s}			Gemini ^d			Mistral ^{2s}			roBERTa ^{2s}			DeBERTa ^{2s}			roBERTa ^{2s} _{PT}			DeBERTa ^{2s} _{PT}			Longformer ^{2s}			F-VideoMAE ^{2s}		
	P	R	F1	P	R	F1	P	R	F1	P	R	F1	P	R	F1	P	R	F1	P	R	F1	P	R	F1	P	R	F1
Self-Direction Thought	0.49	0.33	0.40	0.47	0.36	0.40	0.32	0.61	0.42	0.43	0.46	0.44	0.45	0.47	0.46	0.28	0.35	0.31	0.39	0.33	0.36	0.23	1.00	0.37	0.12	0.15	0.13
Self-Direction Action	0.43	0.67	0.53	0.49	0.56	0.52	0.34	0.75	0.47	0.49	0.45	0.47	0.37	0.41	0.38	0.27	0.30	0.28	0.40	0.44	0.41	0.26	1.00	0.41	0.31	0.21	0.22
Stimulation	0.34	0.83	0.48	0.36	0.78	0.49	0.33	0.70	0.45	0.42	0.36	0.38	0.34	0.33	0.34	0.29	0.35	0.31	0.33	0.35	0.34	0.25	1.00	0.40	0.10	0.19	0.13
Hedonism	0.23	0.93	0.37	0.27	0.87	0.41	0.26	0.80	0.39	0.31	0.45	0.37	0.25	0.38	0.30	0.17	0.32	0.22	0.17	0.31	0.22	0.17	1.00	0.29	0.25	0.19	0.21
Achievement	0.61	0.77	0.68	0.68	0.71	0.69	0.57	0.62	0.59	0.70	0.56	0.62	0.49	0.46	0.47	0.33	0.29	0.31	0.47	0.40	0.43	0.36	1.00	0.53	0.44	0.47	0.46
Power Dominance	0.46	0.47	0.46	0.51	0.36	0.42	0.39	0.27	0.32	0.34	0.44	0.37	0.25	0.38	0.30	0.25	0.38	0.30	0.24	0.35	0.28	0.19	0.99	0.32	0.23	0.24	0.23
Power Resources	0.69	0.43	0.53	0.68	0.32	0.44	0.47	0.28	0.35	0.29	0.36	0.32	0.29	0.35	0.31	0.23	0.32	0.26	0.29	0.33	0.31	0.20	1.00	0.33	0.12	0.40	0.17
Face	0.16	0.52	0.24	0.16	0.25	0.19	0.11	0.22	0.14	0.16	0.48	0.24	0.09	0.25	0.13	0.09	0.27	0.13	0.09	0.21	0.12	0.08	1.00	0.15	0.00	0.00	0.00
Security Personal	0.35	0.83	0.50	0.39	0.87	0.54	0.35	0.67	0.46	0.53	0.53	0.48	0.54	0.59	0.52	0.11	0.34	0.16	0.10	0.27	0.15	0.10	1.00	0.17	0.15	0.37	0.21
Security Social*	0.00	0.00	0.00	0.00	0.00	0.00	0.00	0.00	0.00	NA	NA	NA	NA	NA	NA	NA	NA	NA	NA	NA	NA	NA	NA	NA	NA	NA	NA
Tradition*	0.35	0.55	0.43	0.29	0.45	0.35	0.20	0.39	0.27	NA	NA	NA	NA	NA	NA	NA	NA	NA	NA	NA	NA	NA	NA	NA	NA	NA	NA
Conformity Rules*	0.15	0.46	0.23	0.12	0.38	0.18	0.11	0.46	0.18	NA	NA	NA	NA	NA	NA	NA	NA	NA	NA	NA	NA	NA	NA	NA	NA	NA	NA
Conformity Interpersonal	0.40	0.20	0.27	0.40	0.20	0.26	0.10	0.12	0.10	0.19	0.45	0.26	0.15	0.38	0.21	0.13	0.38	0.19	0.10	0.27	0.15	0.10	1.00	0.18	0.10	0.78	0.18
Humility	0.35	0.14	0.21	0.00	0.00	0.00	0.19	0.14	0.16	0.10	0.43	0.17	0.10	0.46	0.16	0.06	0.32	0.10	0.11	0.49	0.18	0.07	1.00	0.13	0.07	0.09	0.08
Benevolence Care	0.63	0.486	0.53	0.50	0.42	0.46	0.53	0.37	0.43	0.30	0.39	0.34	0.29	0.36	0.32	0.26	0.33	0.29	0.23	0.28	0.25	0.21	1.00	0.35	0.23	0.48	0.26
Benevolence Dependability	0.43	0.39	0.41	0.46	0.34	0.38	0.34	0.35	0.35	0.55	0.45	0.48	0.57	0.38	0.42	0.14	0.24	0.17	0.23	0.37	0.28	0.16	1.00	0.28	0.24	0.65	0.32
Universalism Concern*	0.33	1.00	0.50	0.25	1.00	0.40	0.03	1.00	0.05	NA	NA	NA	NA	NA	NA	NA	NA	NA	NA	NA	NA	NA	NA	NA	NA	NA	NA
Universalism Nature*	0.67	0.22	0.33	0.50	0.11	0.18	0.10	0.33	0.16	NA	NA	NA	NA	NA	NA	NA	NA	NA	NA	NA	NA	NA	NA	NA	NA	NA	NA
Universalism Tolerance*	0.33	0.20	0.25	0.20	0.20	0.20	0.05	0.40	0.10	NA	NA	NA	NA	NA	NA	NA	NA	NA	NA	NA	NA	NA	NA	NA	NA	NA	NA

Table 5: Endorsed Values: Precision, Recall and F-scores for each model and value. Values marked with * indicate categories with fewer than 5% of instances in the dataset. P = Precision, R = Recall, F1 = F1-score PT; continuous pre-trained model; 2s indicates 2-step extraction (extraction from scripts); d indicates direct extraction from video.

Value	Gemini ^{2s}			Gemini ^d			Mistral ^{2s}			roBERTa ^{2s}			DeBERTa ^{2s}			roBERTa ^{2s} _{PT}			DeBERTa ^{2s} _{PT}			Longformer ^{2s}			F-VideoMAE		
	P	R	F1	P	R	F1	P	R	F1	P	R	F1	P	R	F1	P	R	F1	P	R	F1	P	R	F1	P	R	F1
Self-Direction Thought Neg*	0.09	0.08	0.09	0.00	0.00	0.00	0.02	0.17	0.04	NA	NA	NA	NA	NA	NA	NA	NA	NA	NA	NA	NA	NA	NA	NA	NA	NA	
Self-Direction Action Neg*	0.19	0.25	0.22	0.20	0.12	0.15	0.11	0.29	0.16	NA	NA	NA	NA	NA	NA	NA	NA	NA	NA	NA	NA	NA	NA	NA	NA	NA	
Stimulation Neg*	0.00	0.00	0.00	0.00	0.00	0.00	0.01	0.33	0.02	NA	NA	NA	NA	NA	NA	NA	NA	NA	NA	NA	NA	NA	NA	NA	NA	NA	
Hedonism Neg*	0.08	0.50	0.13	0.06	0.17	0.09	0.04	0.67	0.07	NA	NA	NA	NA	NA	NA	NA	NA	NA	NA	NA	NA	NA	NA	NA	NA	NA	
Achievement Neg*	0.30	0.68	0.42	0.38	0.42	0.40	0.04	0.26	0.07	NA	NA	NA	NA	NA	NA	NA	NA	NA	NA	NA	NA	NA	NA	NA	NA	NA	
Power Dominance Neg*	0.30	0.22	0.26	0.31	0.13	0.19	0.05	0.13	0.07	NA	NA	NA	NA	NA	NA	NA	NA	NA	NA	NA	NA	NA	NA	NA	NA	NA	
Power Resources Neg*	0.27	0.33	0.30	0.44	0.44	0.44	0.01	0.11	0.01	NA	NA	NA	NA	NA	NA	NA	NA	NA	NA	NA	NA	NA	NA	NA	NA	NA	
Face Neg	0.41	0.40	0.41	0.40	0.22	0.29	0.20	0.34	0.25	0.20	0.50	0.28	0.16	0.4	0.23	0.09	0.29	0.13	0.13	0.33	0.18	0.10	1.00	0.18	0.00	0.00	
Security Personal Neg	0.39	0.53	0.45	0.40	0.46	0.43	0.22	0.39	0.28	0.18	0.55	0.27	0.20	0.57	0.30	0.08	0.29	0.13	0.10	0.32	0.15	0.10	1.00	0.18	0.09	0.07	
Security Social Neg*	0.20	0.33	0.25	0.50	0.44	0.47	0.03	0.33	0.05	NA	NA	NA	NA	NA	NA	NA	NA	NA	NA	NA	NA	NA	NA	NA	NA	NA	
Tradition Neg*	0.00	0.00	0.00	0.50	0.25	0.33	0.00	0.00	0.00	NA	NA	NA	NA	NA	NA	NA	NA	NA	NA	NA	NA	NA	NA	NA	NA	NA	
Conformity Rules Neg*	0.07	0.38	0.11	0.10	0.46	0.17	0.04	0.38	0.07	NA	NA	NA	NA	NA	NA	NA	NA	NA	NA	NA	NA	NA	NA	NA	NA	NA	
Conformity Interpersonal Neg	0.43	0.27	0.33	0.56	0.18	0.27	0.32	0.34	0.33	0.30	0.52	0.38	0.27	0.47	0.34	0.16	0.29	0.20	0.16	0.28	0.20	0.13	1.00	0.23	0.18	0.76	
Humility Neg	0.43	0.32	0.37	0.58	0.15	0.24	0.27	0.20	0.23	0.52	0.45	0.48	0.42	0.41	0.41	0.34	0.36	0.35	0.33	0.34	0.33	0.24	1.00	0.39	0.38	0.44	
Benevolence Care Neg	0.68	0.17	0.27	0.56	0.08	0.14	0.22	0.21	0.22	0.26	0.56	0.35	0.26	0.46	0.33	0.17	0.37	0.23	0.17	0.34	0.23	0.00	0.00	0.00	0.34	0.07	
Benevolence Dependability Neg*	0.27	0.24	0.26	0.42	0.12	0.19	0.04	0.10	0.06	0.26	0.56	0.35	0.00	0.00	0.00	0.00	0.00	0.00	0.00	0.00	0.00	0.00	0.00	0.00	0.00	0.00	
Universalism Concern Neg*	0.00	0.00	0.00	0.00	0.00	0.00	0.00	0.00	0.00	NA	NA	NA	NA	NA	NA	NA	NA	NA	NA	NA	NA	NA	NA	NA	NA	NA	
Universalism Nature Neg*	0.00	0.00	0.00	0.00	0.00	0.00	0.00	0.00	0.00	NA	NA	NA	NA	NA	NA	NA	NA	NA	NA	NA	NA	NA	NA	NA	NA	NA	
Universalism Tolerance Neg*	0.10	1.00	0.18	0.10	1.00	0.18	0.01	1.00	0.02	NA	NA	NA	NA	NA	NA	NA	NA	NA	NA	NA	NA	NA	NA	NA	NA	NA	

Table 6: Confronted Values: Precision, Recall and F-scores for each model and value. P = Precision, R = Recall, F1 = F1-score PT: continuous pre-trained model; 2s indicates 2-step extraction (extraction from scripts); d indicates direct extraction from video.