
Advancing Language Model Reasoning through Reinforcement Learning and Inference Scaling

Zhenyu Hou¹, Xin Lv², Rui Lu¹, Jiajie Zhang¹, Yujiang Li¹, Zijun Yao¹,
Juanzi Li¹, Jie Tang¹, Yuxiao Dong¹
¹Tsinghua University, ²Zhipu AI

Abstract

Large language models (LLMs) have demonstrated remarkable capabilities in complex reasoning tasks. However, existing approaches mainly rely on imitation learning and struggle to achieve effective test-time scaling. While reinforcement learning (RL) holds promise for enabling self-exploration and learning from feedback, recent attempts yield only modest improvements in complex reasoning. In this paper, we present T1 to scale RL by encouraging exploration and understand inference scaling. We first initialize the LLM using synthesized chain-of-thought data that integrates trial-and-error and self-verification. To scale RL training, we promote increased sampling diversity through oversampling. We further employ an entropy bonus as an auxiliary loss, alongside a dynamic anchor for regularization to facilitate reward optimization. We demonstrate that T1 with open LLMs as its base exhibits inference scaling behavior and achieves superior performance on challenging math reasoning benchmarks. For example, T1 with Qwen2.5-32B as the base model outperforms the recent Qwen QwQ-32B-Preview model on MATH500, AIME2024, and Omni-math-500. More importantly, we present a simple strategy to examine inference scaling, where increased inference budgets directly lead to T1’s better performance without any additional verification. We will open-source the T1 models and the data used to train them at <https://github.com/THUDM/T1>.

1 Introduction

Large language models (LLMs) have recently exhibited remarkable capabilities in addressing complex reasoning tasks (Achiam et al., 2023; Team et al., 2023; Dubey et al., 2024), including mathematics Shao et al. (2024), programming (Lozhkov et al., 2024; Zhu et al., 2024), and autonomous agents (Zhou et al., 2024). The chain-of-thought (CoT) paradigm Wei et al. (2022) has been instrumental in enhancing LLM reasoning, emphasizing the importance of constructing and refining reasoning paths (Zelikman et al., 2022; Gulcehre et al., 2023), which represent the intermediate steps critical for problem-solving. Most recent approaches prioritize the imitation learning stage, with significant effort dedicated to generating reasoning paths through prompting (Yu et al., 2024; Mitra et al., 2024; Yue et al., 2024) or rejection sampling (Yuan et al., 2023), followed by training the model to replicate the selected reasoning processes.

Despite these advancements, reinforcement learning (RL)—which can enable LLMs to self-explore and learn from feedback—has demonstrated greater potential than imitation learning (OpenAI, 2024) for enhancing reasoning capabilities and unlocking inference scaling, i.e., test-time scaling of LLMs. However, its development within the research community remains limited to date. Previous studies (Shao et al., 2024; Wang et al., 2024; Hou et al., 2024) suggest that RL yields relatively modest performance improvements in complex reasoning and lacks scalability compared to its earlier stages.

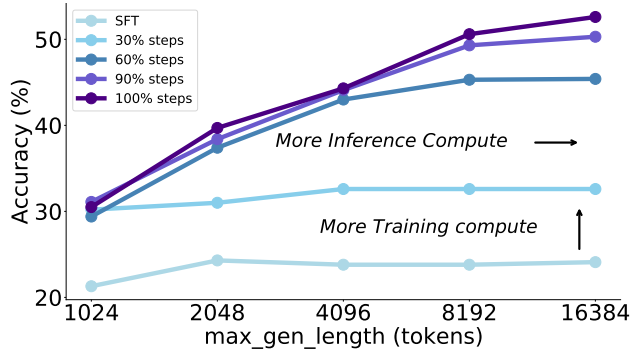


Figure 1: Training scaling and inference scaling of T1 on the AIME2024 dataset with different max generation budgets. We show the results of T1 (Qwen2.5-32B) at different RL training steps. The model achieves better performance with increasing generation length and more training boosts more significant inference scaling. Section 5 presents details of how we examine inference scaling.

Regarding test-time scaling, existing methods typically rely on repeated sampling (Brown et al., 2024), where multiple outputs are generated from a given policy model and auxiliary verifiers (Snell et al., 2024) are used to select the best response. As a result, their inference costs are significantly increased. However, these approaches do not update to the policy model itself. They thus fail to fundamentally improve the reasoning ability of LLMs. Repeatedly sampling short responses with verifiers also falls short of the expected inference scaling behavior OpenAI (2024). Ideally, deeper thinking and longer generation are expected to directly lead to better performance without relying on external signals. Consequently, improving reasoning through RL and inference scaling remains an underexplored challenge.

In this work, we explore the key factors for scaling RL and enabling test-time scaling behavior in LLM reasoning. We introduce T1, which exhibits superior reasoning capabilities trained via RL. We demonstrate its promising inference scaling behavior in reasoning tasks, as shown in Figure 1. The core idea of T1 is to encourage extensive exploration in RL to scale its training while applying appropriate penalties to maintain training stability.

First, we finetune the LLM using synthesized chain-of-thought data with trial-and-error and self-verification, substantially expanding the exploration space before RL training. This strategy makes it different from previous works (An et al., 2023; Yuan et al., 2023; Zhang et al., 2024) that typically focus on the correct steps but overlook the overall thinking process.

Next, to scale RL in T1, we promote greater sampling diversity during RL training by oversampling responses for each prompt with a high generation temperature. Additionally, we adopt a token-level entropy bonus and an on-policy KL normalization strategy to encourage varied token generation. This also helps mitigate excessive regularization from the reference model. Strict penalties are imposed on repetitive or nonsensical outputs to prevent collapse and maintain stable RL training.

More importantly, building on this scaled RL training, we propose a new way to measure and understand inference scaling. We explicitly separate the generation of intermediate reasoning steps from the final answer. This allows us to manually control the inference budget by truncating the reasoning process and study how inference cost affects LLMs’ reasoning performance. Figure 1 illustrates the training and inference scaling behavior of the policy model on AIME2024. With the same amount of inference budget, performance improves consistently as RL training scales (from left to right on the x -axis). The model also demonstrates stronger inference scaling trends as training steps increase. In contrast, the T1-SFT and early-stage policy models (e.g., 30% training steps) show marginal improvements even with max inference budget.

We build the T1 models on top of open models such as Qwen (Yang et al., 2024a) and GLM (GLM et al., 2024). These non-o1 style models are equipped with long thinking through T1’s RL scaling, without relying on directly-distilled long Chain-of-Thought data. We evaluate the models on challenging college-level and competition-level math reasoning benchmarks. Experiments show that the T1 models achieve superior performance across all benchmarks. For example, T1 with Qwen-32B as the base model can outperform the recent Qwen QwQ-32B-Preview model on MATH500, AIME2024, and Omni-MATH-500. More importantly, T1 exhibits promising trends in both training

and inference scaling. The model weights and the data for SFT and RL training will be available at <https://github.com/THUDM/T1> soon.

2 Related Work

Language model reasoning. Recent advances in language models in complex reasoning tasks have been remarkable and have shown substantial improvements (Lewkowycz et al., 2022; Shao et al., 2024; Lightman et al., [n. d.]). These gains can be attributed to several key developments. One line of work involves pretraining large language models (LLMs) on extensive reasoning-related datasets, such as mathematics and code, which has significantly improved their foundational understanding of reasoning tasks (Paster et al., 2023; Shao et al., 2024; Lozhkov et al., 2024). Another line of work focuses on post-training strategies. Some works (Yuan et al., 2023; Yue et al., [n. d.]; Zelikman et al., 2022; Li et al., 2024a) focus on synthesizing reasoning-related question-answer pairs and incorporating additional verifiers or critics to improve data quality and the reasoning process. Additionally, fine-tuning models through reinforcement learning [32, 35, 49, 50] enables the model to learn from feedback and self-guided actions. This iterative process allows models to critique and refine their answers, thus improving their problem-solving abilities (Shao et al., 2024; Wang et al., 2024; Kazemnejad et al., 2024). In this work, we build on the third line of work by scaling reinforcement learning techniques.

Scaling language models. Scaling is one of the key factors leading to the success of powerful language models and provides crucial insights into the continuous improvement of LLMs’ performance. Kaplan et al. (2020); Hoffmann et al. (2022); Du et al. (2024) study the scaling laws for pretraining and demonstrate that scaling model size and training tokens can both lead to predictable improvements. Recently, post-training reinforcement learning as well as test-time scaling for LLMs to boost reasoning capabilities has attracted much attention since the emerge of OpenAI o1 (OpenAI, 2024), but are still under-explored in the open community. Gao et al. (2023); Cobbe et al. (2021) explore the scaling laws in reward modeling under a synthetic setting and Rafailov et al. (2024a) studies the scaling of direct policy optimization (Rafailov et al., 2024b). Hou et al. (2024) systematically investigate the impact of scaling on the performance of LLMs and all of them show that traditional methods are not scalable and are far from effective as shown in o1 in boosting the reasoning abilities of LLMs. Beyond scaling RL training, inference scaling is also a crucial yet under-explored. Existing works (Brown et al., 2024; Snell et al., 2024) measure the inference cost by repeated sampling, which heavily relies on external supervision as a verifier and is not as scalable as proposed in (OpenAI, 2024).

3 Building T1 for Understanding Inference Scaling

3.1 Preliminary

Supervised Fine-Tuning (SFT). In the initial phase of alignment, the pre-trained model is fine-tuned to replicate high-quality demonstration data (e.g., dialogue, summarization). This process, commonly referred to as SFT, serves as a foundational step for aligning the model’s outputs with human-like performance.

Reinforcement Learning from Human Feedback (RLHF). To further align the fine-tuned model π_θ with human Ouyang et al. (2022) proposes the use of reinforcement learning to maximize a reward signal while regularizing the model π_θ . This is achieved by optimizing the following objective:

$$J_r(\pi_\theta) = \mathbb{E}_{\mathbf{x} \sim p_{\text{data}}, \mathbf{y} \sim \pi_\theta} \left[r(\mathbf{x}, \mathbf{y}) - \beta \log \frac{\pi_\theta(\mathbf{y} | \mathbf{x})}{\pi_{\text{ref}}(\mathbf{y} | \mathbf{x})} \right] \quad (1)$$

Here, $r(\cdot)$ represents the reward function, which evaluates the quality or correctness of a response. It takes a prompt \mathbf{x} and its corresponding response \mathbf{y} as input and produces a scalar reward. The term π_{ref} refers to the reference model, typically the Supervised Fine-Tuned (SFT) model.

The general RLHF pipeline proceeds as follows: given a prompt or question \mathbf{x} , the policy model π_θ generates K different responses, denoted as $(\mathbf{y}_1, \dots, \mathbf{y}_K)$. The reward function then assigns a scalar

reward to each pair (x, y_i) . Subsequently, the policy model π_θ is updated via reinforcement learning to maximize the objective defined in Eq. 1.

3.2 Scaling Reinforcement Learning for Reasoning

We present T1 to scaling reinforcement learning (RL) with the goal of advancing the reasoning capability of LLMs. The core idea behind T1 is to promote exploration during RL training. To achieve this, we propose to expand the search space of the LLM and encourage diverse reasoning trajectories while maintaining the training stability with proper penalties to stably scale the RL training.

The first step of T1 is to initialize the SFT model with rich reasoning patterns, such as trial-and-error and verification—elements often overlooked in prior works as they tend to emphasize (only) the correct steps while neglecting the underlying thought process. The second step is to develop strategies to effectively scale RL training that further contribute to the improvement of LLM reasoning. Figure 2 illustrates the overall framework of T1.

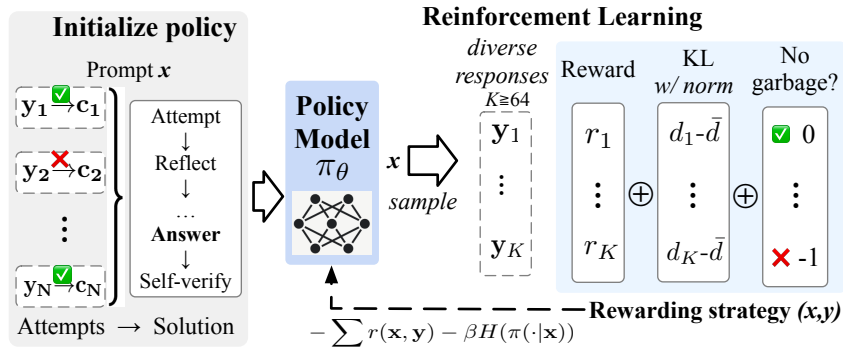


Figure 2: The overall pipeline of reinforcement learning and T1.

3.2.1 Initializing Policy with CoT for Reasoning

The chain-of-thought (CoT) (Wei et al., 2022) often defines the reasoning paradigm of LLMs (OpenAI, 2024), influencing the response search space and RL scaling. To encourage exploration and broaden the search space, we first initialize the policy model with diverse reasoning patterns in the form of CoT (e.g., reflection and verification) in the SFT stage. In doing so, the SFT model is expected to produce responses that incorporate self-correction from flawed attempts as well as thoroughly verified approaches. The policy model is then used for subsequent RL training. Note that previous works (Zelikman et al., 2022; An et al., 2023) that optimize CoT often undervalue trial-and-error processes, focusing primarily on correct reasoning steps.

Specifically, we begin by generating multiple different responses from different LLMs as *attempts* (y_1, \dots, y_N) for a given prompt x and judge their correctness based on the ground-truth label. Then we prompt an LLM to thoroughly examine each attempt to obtain the critic c_i , including 1) identifying the nature of the errors for incorrect attempts and reflecting on their underlying causes, and 2) performing a verification process for correct ones to confirm the validity of the conclusions derived.

To obtain the reasoning path, we further prompt an LLM to incorporate these refined attempts $\{x, y_i, c_i\}_{i=1}^N$ —both corrected misconceptions and validated reasoning—into a single output, which is used to illuminate the trial-and-error process that can lead from flawed initial attempts to the final correct solution. Furthermore, we find that some constructed CoT could simply enumerate different approaches and finally present the correct solution. To overcome this issue, we ask an LLM to rewrite the CoT based on the abstracted pattern to obtain the final solution for SFT training.

3.2.2 Encouraging Exploration in RL Training

We introduce strategies to further encourage exploration to scale RL training. For generation, we tend to use a hard sampling strategy to promote the policy model to explore as many trajectories as

possible to reach the correct path. For optimization, we integrate the response entropy bonus as an auxiliary loss and also ease the KL regularization to help scaling.

Scaling response sampling with high temperature. Scaling sampling aims to capture a broad spectrum of reasoning paths by generating an increased number of responses per prompt during RL training. As indicated in previous work (Li et al., 2024b), the policy model has possessed strong ability in its inherent sampling space and it is crucial to search high and low for the valuable reasoning path to enable effective learning for the policy model.

Formally, given a prompt \mathbf{x} , we sample a large amount of K responses and obtain $\mathcal{D} = \{(\mathbf{x}, \mathbf{y}_1), (\mathbf{x}, \mathbf{y}_2), \dots, (\mathbf{x}, \mathbf{y}_K)\}$. We find that a larger K works better in practice and thus adopt $K = 64$ in general. Previous works (Touvron et al., 2023; Kazemnejad et al., 2024; Hou et al., 2024) commonly adopt $K \leq 8$ except for $K = 32$ in (Yang et al., 2024b).

To further improve response diversity, we utilize a high temperature τ during sampling. A higher temperature $\tau > 1$ flattens the probability distribution, increasing the likelihood of sampling less probable tokens, and thus encouraging the exploration of diverse token sequences. This strategy facilitates the generation of various reasoning paths and avoids falling into a fixed pattern. Our experiments demonstrate that high sampling temperatures can help training stability and improve the performance gain in RL training.

For optimization, we use the leave-one-out strategy used in RLOO (Ahmadian et al., 2024) to normalize the rewards:

$$\bar{r}_i = r_i - \frac{1}{k-1} \sum_{j \neq i}^K r_j \quad (2)$$

where r_i denotes the reward from reward models or the correctness in $\{0, 1\}$. Consequently, the policy model can learn from a richer set of experiences, leading to improved generalization and performance on reasoning.

Auxiliary entropy bonus. To encourage LLMs to generate diverse tokens and avoid deterministic response patterns, we incorporate an entropy bonus into the RL loss function. The modified loss function \mathcal{L} is defined as:

$$\mathcal{L} = \mathcal{L}_{\text{RL}} - \alpha H(\pi(\cdot|\mathbf{x})) = \mathcal{L}_{\text{RL}} + \alpha \sum_j^{|\mathbf{y}|} \sum_{w \in \mathcal{V}} \pi_\theta(w|\mathbf{x}, \mathbf{y}_{:j-1}) \log \pi_\theta(w|\mathbf{x}, \mathbf{y}_{:j-1})$$

where \mathcal{L}_{RL} represents the standard RL loss, α is a weighting coefficient, and $H(\pi(\cdot|\mathbf{x}))$ is the token-level entropy given the prompt \mathbf{x} \mathcal{V} is the vocabulary. The entropy term measures the uncertainty in the token generation process, incentivizing the model to explore tokens of lower probability.

On-policy KL normalization. In RL training, the Kullback-Leibler (KL) divergence is used to force the policy model to remain close to the reference model and thus prevent forgetting and reward hacking (Ouyang et al., 2022). However, a fixed reference anchor could hinder the reward optimization and thus prevent RL scaling. We adopt two strategies to overcome this problem.

First, similar to the reward normalization which scales the rewards to have zero mean, we enforce KL normalization by subtracting the average KL divergence within responses from a prompt \mathbf{x} , effectively keeping the final normalized reward centered at zero. Denoting the KL for a prompt-response pair $(\mathbf{x}, \mathbf{y}_i)$ as $d_i = \sum_j^{|\mathbf{y}_i|} \log \frac{\pi_\theta(y_{i,j}|\mathbf{x})}{\pi_{\text{ref}}(y_{i,j}|\mathbf{x})}$, the normalized KL is:

$$\bar{d}_i = d_i - \frac{1}{k-1} \sum_{j \neq i}^K d_j \quad (3)$$

Additionally, we apply the Exponential Moving Average (EMA) to dynamically update the reference model, thus avoiding it lagging too behind the policy model:

$$\theta_{\text{ref}}(t) = \alpha \theta_{\text{ref}}(t-1) + (1-\alpha)\theta(t)$$

where α is the decay rate. The EMA provides a smoothed estimate of the policy parameters, serving as a stable reference. With the two strategies, policy updates are incremental and controlled, preventing too large shifts that could destabilize the training.

3.2.3 Penalizing Unexpected Patterns in RL Training

Encouraging exploration is essential for discovering effective reasoning strategies. However, it is also crucial to discourage unexpected and undesirable response patterns. This helps prevent training collapse and keeps the model from deviating in unintended directions. To achieve this, we implement a straightforward penalty mechanism by assigning a negative reward of -1 to responses exhibiting common issues such as repetition, overlong text, and garbage text, e.g., mixed multilingual content or garbled characters.

Specifically, the reward function r' is adjusted as follows:

$$r' = \begin{cases} -1 & \text{if a bad pattern is detected in } \mathbf{y}, \\ r & \text{otherwise.} \end{cases}$$

where r is the original reward and \mathbf{y} is the generated response. This formulation penalizes responses that exhibit undesirable patterns, guiding the LLM to avoid the following behaviors during training:

- **Repetition and Overlong Text:** Responses containing repetitive n-grams or exceeding predefined maximum length will receive a -1 reward. This discourages the generation of meaningless verbose and repeated outputs.
- **Garbage Text:** Responses containing mixed languages or garbled characters are also penalized with a -1 reward, identified through language detection and text quality assessment. This prevents the generation of incoherent or unreadable output. During training, we observe that the policy model can produce fluent but semantically irregular text, leading to a significant increase in response entropy. To address this, we implement both rule-based detection of low-quality text and perplexity-based filtering to enhance training stability

This penalty effectively prevents the training process from collapsing and steers the model away from generating outputs that could undermine the reasoning capabilities.

4 Evaluating T1

We build T1 by using open models, including GLM-4-9B (GLM et al., 2024), Qwen2.5-14B, and Qwen2.5-32B (Yang et al., 2024a). In the current experiments, we focus on the math reasoning problem as the first step to demonstrate the effectiveness of RL scaling in T1.

4.1 Setup

Data construction. The prompts used in the training data all come from publicly available datasets, including MATH-train (Hendrycks et al., 2021), and NuminaMath (Li et al., 2024a). We split around 12k for the SFT stage and the others for RL training. To prepare the data for reinforcement learning, we convert the original instances into (*Question*, *Label*) pairs through the following two steps: The first step is *answer extraction*. Since NuminaMath provides a combined rationale and final answer, we employ an LLM to extract the answer as the label and shorten it as much as possible. A concise label facilitates more accurate correctness checks by the LLM during later training stages. For MATH-train, we directly use the question and official answer provided in the dataset. The second step is *data filtering*. For both NuminaMath and MATH-train, we further filter the data to ensure reliability and high quality for RL training. In particular, we remove inaccurate (noisy) labels and overly simple problems. For each question, we generate 16 responses and retain only those instances whose pass rate lies in the interval $(0, \delta)$ (where $\delta = 0.3$ in our experiments). Finally, we got 30k data that can be used for RL training.

Training details. For SFT, we train the models for three epochs using a learning rate $1e-5$ with cosine decay scheduling. For RL training, we sample 64 responses for each prompt and perform policy gradient descent for every 32 prompts. We train the model with a $1.5e-6$ learning rate and KL set to $2e-4$. For the reward function, we use the ground truth, i.e., the correctness of the response, as the metric, assigning a reward of 1 for correct answers and 0 for incorrect ones. Although using a trained reward model is generally considered a superior approach due to its ease of optimization, we find that using the correctness of response as the reward also performs well for reasoning tasks and helps mitigate issues such as data distribution shifts and reward hacking. If not specified, the

Table 1: Experiment results on challenging reasoning benchmarks. We report the Accuracy(%) for all datasets.

	MATH500	AIME	Omni-MATH-500	GPQA
GPT-4o	76.6	9.3	26.8	53.6
Claude-3.5-sonnet	78.3	16.0	/	65.0
Llama-3.3-70B-Instruct	73.9	24.2	27.9	50.5
Qwen2.5-Math-7B-Instruct	82.7	16.7	29.7	36.9
o1-preview	85.5	44.6	/	72.3
QwQ-32B-preview	90.6	50.0	46.6	58.2
GLM-4-9B-chat	50.1	1.7	12.9	30.9
T1-SFT (GLM-4-9B)	60.2	4.1	20.0	37.2
T1 (GLM-4-9B)	65.8	9.2	24.4	38.1
Qwen2.5-14B-Instruct	78.9	13.7	30.1	45.5
T1-SFT (Qwen2.5-14B)	77.2	10.3	28.5	42.3
T1 (Qwen2.5-14B)	87.4	30.5	38.6	48.3
Qwen2.5-32B-Instruct	82.8	13.6	33.1	49.5
T1-SFT (Qwen2.5-32B)	83.4	24.9	34.6	49.5
T1 (Qwen2.5-32B)	92.4	50.6	49.6	56.1

max generation length for training and inference is set to 10,240 for GLM-4-9B and Qwen2.5-14B models and 16,384 for Qwen2.5-32B models.

Evaluation. We evaluate the performance of the models on the test sets of reasoning-related datasets, including AIME2024¹, Omni-MATH (Gao et al., 2024), MATH (Hendrycks et al., 2021), and GPQA (Rein et al., 2023) Accuracy (Pass@1) is used as the primary evaluation metric. We report the results of baselines from previous works if available. For MATH, we assess performance on a subset of the MATH-test set, referred to as MATH500, following the predefined split in (Lightman et al., [n. d.]). For Omni-MATH, we sample a smaller evaluation subset by sampling 500 examples called Omni-MATH-500 for efficient yet comprehensive evaluation. GPQA consists of graduate-level problems in biology, physics, and chemistry. For AIME, we use the official questions released for the year 2024, which consists of 30 problems. We evaluate each model 32 times on AIME to get stable results and report the average performance. For all datasets, we use the greedy sampling strategy with SGLANG (Zheng et al., 2023) as the inference engine.

4.2 Main Results

Table 1 shows the overall results on major math benchmarks. It is observed that the T1-SFT (without RL scaling) models show promising performance advantages over their original counterparts, respectively. Further with scaling RL, T1 helps achieve significant performance gains over both SFT and original baselines. Specifically, T1 (Qwen2.5-32B) trained with RL achieves over a 10% improvement on Omni-MATH-500 and MATH500 and over a 20% improvement on AIME2024 over its T1-SFT version, showcasing the substantial contribution of RL in reasoning capabilities.

Furthermore, in math-related benchmarks, T1 shows advantages over baselines. For instance, on MATH500, T1 (Qwen2.5-32B) achieves a score of 92.4, outperforming the previous best result (90.6). On AIME2024, the model also achieves super competitive results compared to baselines. These results highlight the superiority of our approach and demonstrate its effectiveness in boosting the ability to handle complex mathematical reasoning tasks.

While our method is primarily optimized for math-related tasks, it also exhibits out-of-domain (OOD) performance improvements on the GPQA benchmark, where no task-specific optimization was applied in the training. But we also observe remarkable performance improvement in these two benchmarks, indicating that the learned reasoning capability can be generalized across different tasks.

¹<https://huggingface.co/datasets/AI-MO/aimo-validation-amc>

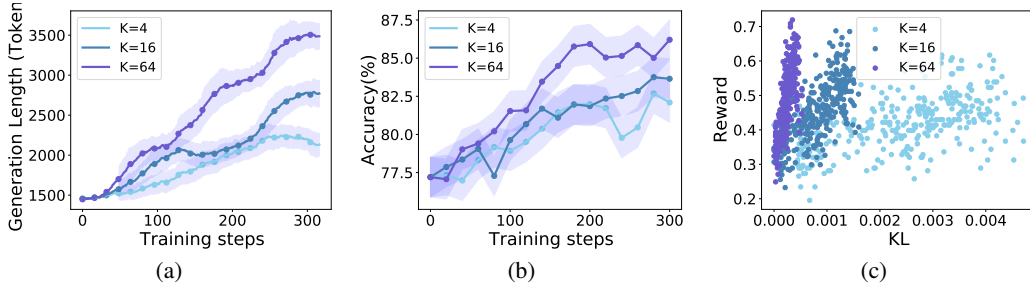


Figure 3: Training and evaluation with different number of responses (K) sampled in training on T1 (Qwen2.5-14B). (a). Response length; (b). Performance on MATH500; (c). KL-reward relation.

4.3 The Effect of Encouraging Exploration

Sampling more responses encourages exploration. Figure 3 shows the effect of sampling different number of responses (i.e., K) during RL training. We have the following observations: First, sampling more responses during RL training significantly boosts exploration, leading to a substantial increase in response length, as shown in Figure 3 (a). Second, for a fixed number of prompts, more sampled responses accelerate performance improvements, with models achieving better accuracy on tasks like MATH500 in fewer training steps, as evident in Figure 3 (b). Additionally, models trained with more responses yield higher rewards for the same KL divergence and exhibit slower KL growth, as seen in Figure 3 (c). This indicates a better trade-off between KL and reward.

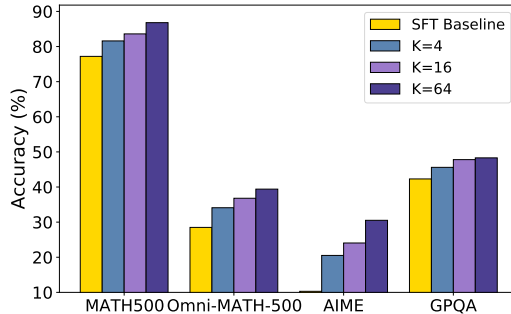


Figure 4: Evaluation results of T1 (Qwen2.5-14B) using different numbers of sampled responses (K) in RL training.

Figure 4 illustrates the consistent improvement with sampling more responses in RL training. In addition, it is observed that sampling additional responses significantly enhances generalization. Although our training data predominantly consists of mathematical content and includes almost no science-related data (e.g., physics, chemistry, or biology), the model demonstrates notable performance improvements in GPQA. The impact of response sampling is particularly pronounced when increasing the number of samples to 64, producing a substantial improvement (over 6%), while sampling only 4 responses shows little to no benefit (around 3%).

High temperature in sampling benefits RL training. A higher sampling temperature can encourage the policy model to generate more diverse responses, but RL training is often sensitive to the chosen temperature. Table 2 presents the results of using different sampling temperatures. In our experiments, we observed that higher temperatures contribute to more stable training while training with a temperature ≤ 1.0 often collapses after just a few steps. This behavior might occur because, at lower temperatures, if the model starts producing undesirable patterns—such as repetitive or nonsensical outputs—it becomes increasingly difficult for it to sample a coherent response, preventing recovery from such issues.

Furthermore, training with a moderately high temperature (e.g., 1.2) yielded better performance, but excessively high temperatures also negatively impacted outcomes. Although previous studies (Nguyen

Table 2: Effects of sampling parameters in RL training on T1 (Qwen2.5-14B). We use top- $p=0.95$ for all experiments.

Temperature	min- p	MATH500	AIME	Omni-MATH-500
0.9	0	78.2	19.1	32.0
1.1	0	84.6	29.0	37.8
1.2	0	86.4	29.3	38.6
1.3	0	84.6	24.3	36.4
1.2	0.05	78.8	11.5	31.6

et al., 2024) have proposed using min- p sampling to mitigate the risks associated with higher temperatures, our experiments find that this approach can make the training process more prone to collapse, especially exacerbating repetition during generation. Therefore, we only use top- p with high temperature in our training.

Table 3: Effects of penalty reward during RL training on T1 (Qwen2.5-14B). The table shows the overlong ratio and the evaluation accuracy on MATH500. ‘‘OverLongRatio’’ denotes the ratio of generated responses exceeding the configured maximum length.

	Penalty	step-40	step-80	step-120	step-160
OverLongRatio	✓	0%	2.6%	1.6%	0.7%
	✗	0%	4.1%	16.3%	-
Accuracy(%)	✓	78.6	80.1	81.2	81.2
	✗	79.0	79.2	76.4	-

Effects of penalty. Table 3 demonstrates the impact of penalizing unexpected patterns during training. Without penalty, we observe that the generation length becomes unstable and grows explosively after approximately 100 steps, leading to substantial deterioration in performance. In contrast, the model quickly stabilizes when the penalty is applied, although there is a minor increase in the overlong ratio during the early training stages. The penalized model maintains appropriate generation lengths and produces text with minimal repetition and noise, leading to consistent performance improvement.

5 Understanding Inference Scaling in T1

With T1, we aim to improve our understanding of inference scaling, which describes how LLMs achieve performance improvement from increased compute during inference (Snell et al., 2024; OpenAI, 2024). Unlike previous works (Snell et al., 2024; Brown et al., 2024; Kumar et al., 2024), which mainly focus on scaling through *repeated sampling*, this study investigates a different approach. We explore how a *single longer generation* (long thinking) affects the correctness of responses and LLMs’ reasoning ability.

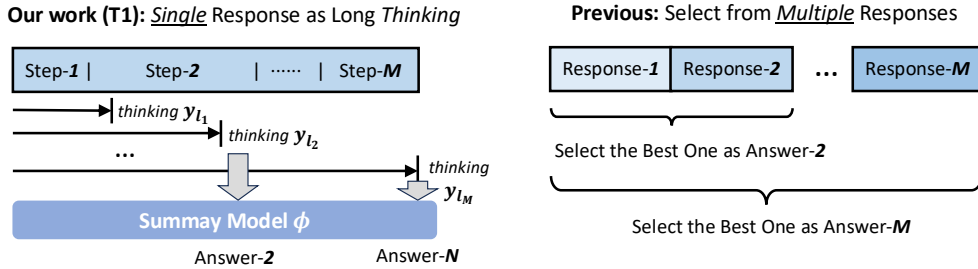


Figure 5: Inference scaling in T1 (Left) and repeated sampling in previous works (Right).

How to measure inference scaling? By scaling RL, T1 enables a new perspective for examining inference scaling. Naturally, when we solve a complex problem, the reasoning process often involves a sequence of thinking steps. Even if an intermediate step is wrong, it still plays a key role in figuring out the solution. Through reflection, the wrong step can help reevaluate the approach, refine the reasoning process, and lead to the correct path. That said, each previous step in the (long) sequence is crucial, as the final solution is built upon existing thinking.

Inspired by this assumption, we outline a simple strategy to analyze the single (long) response generated by T1, as illustrated by Figure 5 (Left). The idea is to truncate each response from the beginning to different lengths, although response length can be controlled through specialized prompting or post-RL fine-tuning. This is used to simulate varying scales of inference cost. Specifically, we truncate each T1 response \mathbf{y} into various lengths of tokens $\mathbf{y}_{:l_i}$, with l_i represents the length of the truncated response. For each of the truncated response $\mathbf{y}_{:l_i}$, we propose to use a summarization model $\phi(\mathbf{y}_{:l_i}) \rightarrow A_{:l_i}$ to generate the final answer $A_{:l_i}$. In the analysis below, we simplify by setting l_i as $i \times 10\%$ of the original length of \mathbf{y} , and by using the base model of T1 as the corresponding summarization model. Since the summarization model can produce complete answers regardless of whether the thinking process has fully concluded, we evaluate $A_{:l_i}$ to assess performance on benchmarks.

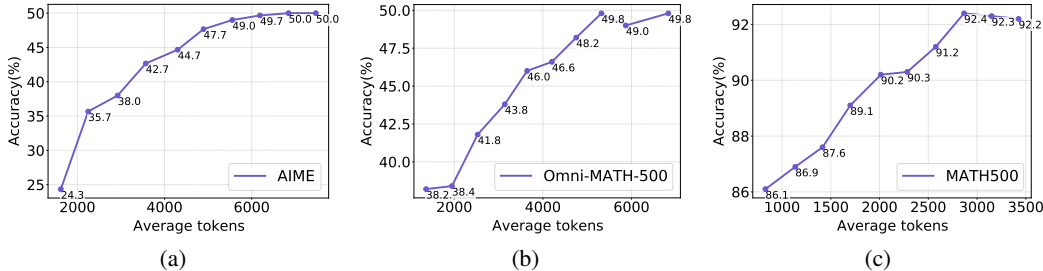


Figure 6: Inference scaling performance of T1 (Qwen2.5-32B) with truncated thinking in AIME2024, Omni-MATH-500, and MATH500. The x -axis indicates the number of thinking tokens used for the summarization model ϕ to generate the final answer A .

This simple strategy enables us to analyze the relationship between thinking/reasoning length and performance, that is, the effect of inference scaling. Figure 6 shows the result on AIME, Omni-MATH-500, and MATH500, as x -axis representing the average token count of $\mathbf{y}_{:l_i}$ for different responses with respect to each l_i . On each benchmark, performance improves consistently as the average number of thinking tokens increases, reflecting the positive impact of longer thinking on LLMs’ reasoning performance. Take AMIE in Figure 6 (a) for example, the summarization model’s accuracy steadily rises from 24% to 50% as more and more thinking tokens are generated. These results indicate that scaling the inference process of LLMs by increasing the number of tokens generated leads to significant improvements in reasoning performance. The consistency of this inference scaling effect across different benchmarks suggests that longer inference budgets directly contribute to better performance. This also demonstrates the effectiveness of our simple strategy to measure inference scaling.

Inference scaling is closely related to RL training scaling. Based on the above strategy, we further study the relationship between RL training and inference scaling. Figure 7 illustrates the inference scaling behavior of T1 with different RL training compute. The policy model consistently demonstrates improved performance across all three datasets as training compute increases (from bottom to top), under the same maximum generation budget. However, both the T1-SFT model and under-trained RL policy models (e.g., 30% steps in RL) show minimal gains when scaling up inference costs (from left to right). More trained RL models (e.g., 60% steps) achieve significant performance gains. This suggests that more RL training could activate and enhance the inference scaling property. In addition, we can observe that challenging tasks benefit more from inference scaling. For example, with 100% RL training steps (purple lines), T1 gains a 66% relative improvement (from 30% to 50%) on AIME2024, 30% (from 38% to 49%) on Omni-math-500, and 6% (from 86% to 92%) on MATH500.

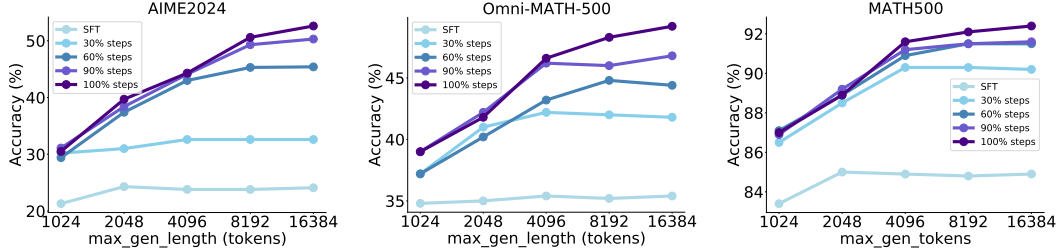


Figure 7: Training and inference scaling for AIME2024, Omni-MATH-500, MATH500 of T1 (Qwen2.5-32B) under different maximum generation budgets. We show the results of T1 (Qwen2.5-32B) at different RL training steps. The x -axis denotes the maximum allowed length of thinking, and thinking that exceeds the max-length is truncated. For all benchmarks, the performance grows with more training and inference compute.

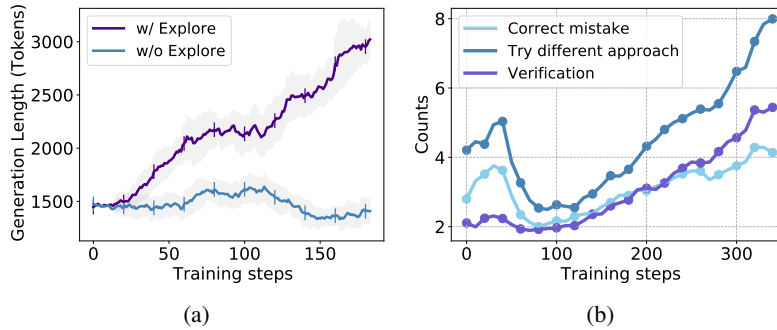


Figure 8: (a). Length $w/$ and w/o encouraging exploration during RL training. (b). The number of different reasoning patterns during RL training with exploration.

We further study the inference behavior during RL training, as shown in Figure 8. First, the policy model is encouraged to produce increasingly longer responses with the presented exploration strategies during training, as seen in Figure 8 (a). Next, we use an LLM to classify each reasoning step into different patterns: *Correct mistake*, *Try different approach*, *Verification*, and others. This helps study the reasoning behavior in longer responses. Figure 8 (b) shows the count of different reasoning patterns corresponding to the purple line in Figure 8 (a). Longer responses contain more diverse reasoning patterns, suggesting the model engaged in trial-and-error problem-solving. An initial drop in reasoning attempts likely indicates that the model first learned to eliminate redundant steps caused by the SFT. Overall, these results demonstrate that RL training enhances the model’s ability to leverage increased inference compute for more effective reasoning.

Case study. As described in Section 3.2.1, the T1 model is capable of exploring different approaches and correcting reasoning errors. We aim to identify the *key* reasoning steps—those in which the model discovers the correct idea to solve a problem—and investigate whether these steps share common characteristics.

Since our model can rectify its mistakes, it is not appropriate to judge the correctness of a reasoning step solely based on whether it leads to the correct final result. To address this, we employ a strategy inspired by truncated inference scaling analysis: a step is labeled as a key step when an additional reasoning step transforms the model’s summarized answer from incorrect to correct.

Using this approach, we identify 126 instances from the Omni-math-500 dataset and 108 instances from the AIME2024 dataset where such transitions occur. We then conduct a frequent word analysis on these key steps, with the results illustrated in Figure 9. Notably, words such as *wait*, *perhaps*, and *alternate* frequently appear in these steps. These terms often signal moments of rethinking or the exploration of alternative approaches. The observation further demonstrates that reflection is a key capability in improving the reasoning ability.

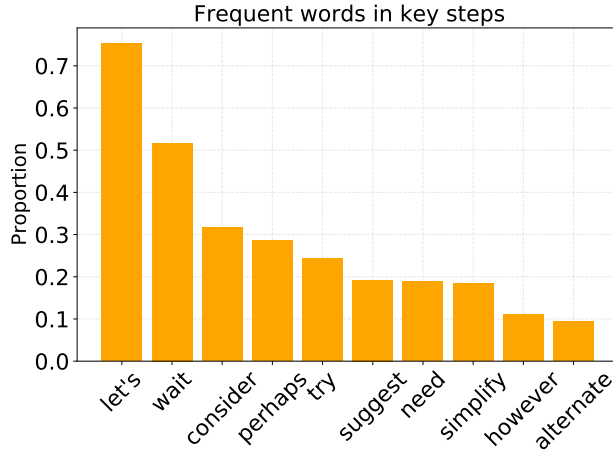


Figure 9: Word frequency distribution in key solution steps. *key step* refers to the step the final answer would be incorrect without it but becomes correct when the step is included.

Figure 10 illustrates an example of the reasoning process of T1. Initially, the model attempts to solve the problem until it reaches an intermediate step. It is not confident in the reasoning and then employs a different approach and arrives at the same result. Finally, the model performs an additional verification step to ensure that no potential cases are overlooked. At this point, it is confident that it has arrived at the correct answer.

An example from AIME-2024 Question-15 solved by T1

Let \mathcal{B} be the set of rectangular boxes with surface area 54 and volume 23. Let r be the radius of the smallest sphere that can contain each of the rectangular boxes that are elements of \mathcal{B} . The value of r^2 can be written as $\frac{p}{q}$, where p and q are relatively prime positive integers. Find $p + q$.

{Problem Analysis} Let the dimensions of the box be a , b , and c . From the surface area constraint: $2(ab + bc + ac) = 54 \implies ab + bc + ac = 27$. From the volume constraint: $abc = 23$. Our goal is to minimize $a^2 + b^2 + c^2$ under these constraints.

{Symmetry Attempt} Perhaps the box is close to a cube. Let's try $a = b$ as a simpler case. This gives:

$$2(a^2 + 2ac) = 54 \implies a^2 + 2ac = 27 \implies c = \frac{27 - a^2}{2a}$$

Combined with volume constraint $a^2c = 23$, \dots (simplification), we get:

$$a^3 - 27a + 46 = 0$$

{Numerical Trial} Testing $a = 2$, \dots (verification), this gives $a = b = 2$ and $c = \frac{23}{4}$.

{Another Approach} Let's consider another approach using Lagrange multipliers to minimize $a^2 + b^2 + c^2$ subject to the constraints:

$$L(a, b, c, \lambda, \mu) = a^2 + b^2 + c^2 - \lambda(ab + bc + ac - 27) - \mu(abc - 23)$$

\dots (heavy calculation of partial derivatives). So $a = b$ is an optimal condition.

{Calculation} For $a = 2$, $b = 2$, $c = \frac{23}{4}$,

$$4r^2 = a^2 + b^2 + c^2 = 4 + 4 + \frac{529}{16} = \frac{657}{16}$$

{Verification} Since $657 = 3^2 \times 73$ and $64 = 2^6$, these numbers are relatively prime. Therefore, $p = 657$ and $q = 64$, giving $p + q = 721$.

{Try other values} Wait, let's make sure we've considered all possibilities. Let's try $a = 1$. \dots (derive equation and calculate Δ), but $a = 1$ does not satisfy $a \leq \frac{2}{\sqrt{23}} \approx 0.4226$. Therefore, a cannot be 1.

{Final Answer} Answer: 721

Figure 10: An example of T1's response to Question-15 in AIME2024. T1 explores multiple solution approaches and employs various verification strategies to ensure the correctness of the final answer.

6 Conclusion

In this paper, we present T1 for enhancing large language models’ reasoning capabilities through scaled reinforcement learning. By promoting extensive exploration during RL training while maintaining stability through strategic penalties and oversampling, T1 achieves strong reasoning performance and demonstrates promising test-time scaling behavior. We introduce a novel approach to measuring inference scaling by analyzing the relationship between reasoning steps and model performance, revealing that increased RL training improves both reasoning accuracy and inference scaling trends. Experimental results demonstrate that T1 shows excellent performance and outperforms existing models on challenging reasoning benchmarks.

References

- Josh Achiam, Steven Adler, Sandhini Agarwal, Lama Ahmad, Ilge Akkaya, Florencia Leoni Aleman, Diogo Almeida, Janko Altenschmidt, Sam Altman, Shyamal Anadkat, et al. 2023. Gpt-4 technical report. *arXiv preprint arXiv:2303.08774* (2023).
- Arash Ahmadian, Chris Cremer, Matthias Gallé, Marzieh Fadaee, Julia Kreutzer, Ahmet Üstün, and Sara Hooker. 2024. Back to basics: Revisiting reinforce style optimization for learning from human feedback in llms. In *ACL*.
- Shengnan An, Zexiong Ma, Zeqi Lin, Nanning Zheng, Jian-Guang Lou, and Weizhu Chen. 2023. Learning from mistakes makes llm better reasoner. *arXiv preprint arXiv:2310.20689* (2023).
- Bradley Brown, Jordan Juravsky, Ryan Ehrlich, Ronald Clark, Quoc V Le, Christopher Ré, and Azalia Mirhoseini. 2024. Large language monkeys: Scaling inference compute with repeated sampling. *arXiv preprint arXiv:2407.21787* (2024).
- Karl Cobbe, Vineet Kosaraju, Mohammad Bavarian, Mark Chen, Heewoo Jun, Lukasz Kaiser, Matthias Plappert, Jerry Tworek, Jacob Hilton, Reiichiro Nakano, et al. 2021. Training verifiers to solve math word problems. *arXiv preprint arXiv:2110.14168* (2021).
- Zhengxiao Du, Aohan Zeng, Yuxiao Dong, and Jie Tang. 2024. Understanding emergent abilities of language models from the loss perspective. *arXiv preprint arXiv:2403.15796* (2024).
- Abhimanyu Dubey, Abhinav Jauhri, Abhinav Pandey, Abhishek Kadian, Ahmad Al-Dahle, Aiesha Letman, Akhil Mathur, Alan Schelten, Amy Yang, Angela Fan, et al. 2024. The llama 3 herd of models. *arXiv preprint arXiv:2407.21783* (2024).
- Bofei Gao, Feifan Song, Zhe Yang, Zefan Cai, Yibo Miao, Qingxiu Dong, Lei Li, Chenghao Ma, Liang Chen, Runxin Xu, et al. 2024. Omni-math: A universal olympiad level mathematic benchmark for large language models. *arXiv preprint arXiv:2410.07985* (2024).
- Leo Gao, John Schulman, and Jacob Hilton. 2023. Scaling laws for reward model overoptimization. In *International Conference on Machine Learning*. PMLR, 10835–10866.
- Team GLM, Aohan Zeng, Bin Xu, Bowen Wang, Chenhui Zhang, Da Yin, Diego Rojas, Guanyu Feng, Hanlin Zhao, Hanyu Lai, et al. 2024. ChatGLM: A Family of Large Language Models from GLM-130B to GLM-4 All Tools. *arXiv preprint arXiv:2406.12793* (2024).
- Caglar Gulcehre, Tom Le Paine, Srivatsan Srinivasan, Ksenia Konyushkova, Lotte Weerts, Abhishek Sharma, Aditya Siddhant, Alex Ahern, Miaosen Wang, Chenjie Gu, et al. 2023. Reinforced self-training (rest) for language modeling. *arXiv preprint arXiv:2308.08998* (2023).
- Dan Hendrycks, Collin Burns, Saurav Kadavath, Akul Arora, Steven Basart, Eric Tang, Dawn Song, and Jacob Steinhardt. 2021. Measuring Mathematical Problem Solving With the MATH Dataset. *NeurIPS* (2021).
- Jordan Hoffmann, Sebastian Borgeaud, Arthur Mensch, Elena Buchatskaya, Trevor Cai, Eliza Rutherford, Diego de Las Casas, Lisa Anne Hendricks, Johannes Welbl, Aidan Clark, et al. 2022. Training compute-optimal large language models. *arXiv preprint arXiv:2203.15556* (2022).

- Zhenyu Hou, Pengfan Du, Yilin Niu, Zhengxiao Du, Aohan Zeng, Xiao Liu, Minlie Huang, Hongning Wang, Jie Tang, and Yuxiao Dong. 2024. Does RLHF Scale? Exploring the Impacts From Data, Model, and Method. *arXiv preprint arXiv:2412.06000* (2024).
- Jared Kaplan, Sam McCandlish, Tom Henighan, Tom B Brown, Benjamin Chess, Rewon Child, Scott Gray, Alec Radford, Jeffrey Wu, and Dario Amodei. 2020. Scaling laws for neural language models. *arXiv preprint arXiv:2001.08361* (2020).
- Amirhossein Kazemnejad, Milad Aghajohari, Eva Portelance, Alessandro Sordoni, Siva Reddy, Aaron Courville, and Nicolas Le Roux. 2024. Vineppo: Unlocking rl potential for llm reasoning through refined credit assignment. *arXiv preprint arXiv:2410.01679* (2024).
- Aviral Kumar, Vincent Zhuang, Rishabh Agarwal, Yi Su, John D Co-Reyes, Avi Singh, Kate Baumli, Shariq Iqbal, Colton Bishop, Rebecca Roelofs, et al. 2024. Training language models to self-correct via reinforcement learning. *arXiv preprint arXiv:2409.12917* (2024).
- Aitor Lewkowycz, Anders Andreassen, David Dohan, Ethan Dyer, Henryk Michalewski, Vinay Ramasesh, Ambrose Slone, Cem Anil, Imanol Schlag, Theo Gutman-Solo, et al. 2022. Solving quantitative reasoning problems with language models. *Advances in Neural Information Processing Systems* 35 (2022), 3843–3857.
- Chen Li, Weiqi Wang, Jingcheng Hu, Yixuan Wei, Nanning Zheng, Han Hu, Zheng Zhang, and Houwen Peng. 2024b. Common 7b language models already possess strong math capabilities. *arXiv preprint arXiv:2403.04706* (2024).
- Jia Li, Edward Beeching, Lewis Tunstall, Ben Lipkin, Roman Soletskyi, Shengyi Costa Huang, Kashif Rasul, Longhui Yu, Albert Jiang, Ziju Shen, Zihan Qin, Bin Dong, Li Zhou, Yann Fleureau, Guillaume Lample, and Stanislas Polu. 2024a. NuminaMath Dataset. https://github.com/project-numina/aimo-progress-prize/blob/main/report/numina_dataset.pdf. GitHub repository.
- Hunter Lightman, Vineet Kosaraju, Yuri Burda, Harrison Edwards, Bowen Baker, Teddy Lee, Jan Leike, John Schulman, Ilya Sutskever, and Karl Cobbe. [n. d.]. Let’s Verify Step by Step. In *The Twelfth International Conference on Learning Representations*.
- Anton Lozhkov, Raymond Li, Loubna Ben Allal, Federico Cassano, Joel Lamy-Poirier, Nouamane Tazi, Ao Tang, Dmytro Pykhtar, Jiawei Liu, Yuxiang Wei, et al. 2024. Starcoder 2 and the stack v2: The next generation. *arXiv preprint arXiv:2402.19173* (2024).
- Arindam Mitra, Hamed Khanpour, Corby Rosset, and Ahmed Awadallah. 2024. Orca-math: Unlocking the potential of slms in grade school math. *arXiv preprint arXiv:2402.14830* (2024).
- Minh Nguyen, Andrew Baker, Clement Neo, Allen Roush, Andreas Kirsch, and Ravid Shwartz-Ziv. 2024. Turning Up the Heat: Min-p Sampling for Creative and Coherent LLM Outputs. *arXiv preprint arXiv:2407.01082* (2024).
- OpenAI. 2024. Learning to Reason with LLMs. <https://openai.com/index/learning-to-reason-with-llms> (2024).
- Long Ouyang, Jeff Wu, Xu Jiang, Diogo Almeida, Carroll L Wainwright, Pamela Mishkin, Chong Zhang, Sandhini Agarwal, Katarina Slama, Alex Ray, et al. 2022. Training language models to follow instructions with human feedback. In *Proceedings of the 36th International Conference on Neural Information Processing Systems*. 27730–27744.
- Keiran Paster, Marco Dos Santos, Zhangir Azerbayev, and Jimmy Ba. 2023. Openwebmath: An open dataset of high-quality mathematical web text. *arXiv preprint arXiv:2310.06786* (2023).
- Rafael Rafailov, Yaswanth Chittooru, Ryan Park, Harshit Sikchi, Joey Hejna, Bradley Knox, Chelsea Finn, and Scott Niekum. 2024a. Scaling laws for reward model overoptimization in direct alignment algorithms. *arXiv preprint arXiv:2406.02900* (2024).
- Rafael Rafailov, Archit Sharma, Eric Mitchell, Christopher D Manning, Stefano Ermon, and Chelsea Finn. 2024b. Direct preference optimization: Your language model is secretly a reward model. *Advances in Neural Information Processing Systems* (2024).

- David Rein, Betty Li Hou, Asa Cooper Stickland, Jackson Petty, Richard Yuanzhe Pang, Julien Dirani, Julian Michael, and Samuel R Bowman. 2023. Gpqa: A graduate-level google-proof q&a benchmark. *arXiv preprint arXiv:2311.12022* (2023).
- Zhihong Shao, Peiyi Wang, Qihao Zhu, Runxin Xu, Junxiao Song, Mingchuan Zhang, YK Li, Yu Wu, and Daya Guo. 2024. Deepseekmath: Pushing the limits of mathematical reasoning in open language models. *arXiv preprint arXiv:2402.03300* (2024).
- Charlie Snell, Jaehoon Lee, Kelvin Xu, and Aviral Kumar. 2024. Scaling llm test-time compute optimally can be more effective than scaling model parameters. *arXiv preprint arXiv:2408.03314* (2024).
- Gemini Team, Rohan Anil, Sebastian Borgeaud, Jean-Baptiste Alayrac, Jiahui Yu, Radu Soricut, Johan Schalkwyk, Andrew M Dai, Anja Hauth, Katie Millican, et al. 2023. Gemini: a family of highly capable multimodal models. *arXiv preprint arXiv:2312.11805* (2023).
- Hugo Touvron, Louis Martin, Kevin Stone, Peter Albert, Amjad Almahairi, Yasmine Babaei, Nikolay Bashlykov, Soumya Batra, Prajjwal Bhargava, Shruti Bhosale, et al. 2023. Llama 2: Open foundation and fine-tuned chat models. *arXiv preprint arXiv:2307.09288* (2023).
- Peiyi Wang, Lei Li, Zhihong Shao, Runxin Xu, Damai Dai, Yifei Li, Deli Chen, Yu Wu, and Zhifang Sui. 2024. Math-shepherd: Verify and reinforce llms step-by-step without human annotations. In *Proceedings of the 62nd Annual Meeting of the Association for Computational Linguistics (Volume 1: Long Papers)*. 9426–9439.
- Jason Wei, Xuezhi Wang, Dale Schuurmans, Maarten Bosma, Brian Ichter, Fei Xia, Ed H Chi, Quoc V Le, and Denny Zhou. 2022. Chain-of-thought prompting elicits reasoning in large language models. In *Proceedings of the 36th International Conference on Neural Information Processing Systems*. 24824–24837.
- An Yang, Baosong Yang, Beichen Zhang, Binyuan Hui, Bo Zheng, Bowen Yu, Chengyuan Li, Dayiheng Liu, Fei Huang, Haoran Wei, et al. 2024a. Qwen2. 5 Technical Report. *arXiv preprint arXiv:2412.15115* (2024).
- An Yang, Beichen Zhang, Binyuan Hui, Bofei Gao, Bowen Yu, Chengpeng Li, Dayiheng Liu, Jianhong Tu, Jingren Zhou, Junyang Lin, et al. 2024b. Qwen2. 5-math technical report: Toward mathematical expert model via self-improvement. *arXiv preprint arXiv:2409.12122* (2024).
- Longhui Yu, Weisen Jiang, Han Shi, YU Jincheng, Zhengying Liu, Yu Zhang, James Kwok, Zhenguo Li, Adrian Weller, and Weiyang Liu. 2024. MetaMath: Bootstrap Your Own Mathematical Questions for Large Language Models. In *The Twelfth International Conference on Learning Representations*.
- Zheng Yuan, Hongyi Yuan, Chengpeng Li, Guanting Dong, Keming Lu, Chuanqi Tan, Chang Zhou, and Jingren Zhou. 2023. Scaling relationship on learning mathematical reasoning with large language models. *arXiv preprint arXiv:2308.01825* (2023).
- Xiang Yue, Xingwei Qu, Ge Zhang, Yao Fu, Wenhao Huang, Huan Sun, Yu Su, and Wenhao Chen. [n. d.]. MAMmoTH: Building Math Generalist Models through Hybrid Instruction Tuning. In *The Twelfth International Conference on Learning Representations*.
- Xiang Yue, Xingwei Qu, Ge Zhang, Yao Fu, Wenhao Huang, Huan Sun, Yu Su, and Wenhao Chen. 2024. MAMmoTH: Building Math Generalist Models through Hybrid Instruction Tuning. In *The Twelfth International Conference on Learning Representations*.
- Eric Zelikman, Yuhuai Wu, and Noah D Goodman. 2022. STaR: Self-Taught Reasoner. *arXiv preprint arXiv:2203.14465* (2022).
- Dan Zhang, Sining Zhou, Ziniu Hu, Yisong Yue, Yuxiao Dong, and Jie Tang. 2024. Rest-mcts*: Llm self-training via process reward guided tree search. *arXiv preprint arXiv:2406.03816* (2024).
- Lianmin Zheng, Liangsheng Yin, Zhiqiang Xie, Jeff Huang, Chuyue Sun, Cody_Hao Yu, Shiyi Cao, Christos Kozyrakis, Ion Stoica, Joseph E Gonzalez, et al. 2023. Efficiently Programming Large Language Models using SGLang. <https://par.nsf.gov/servlets/purl/10524135> (2023).

Shuyan Zhou, Frank F Xu, Hao Zhu, Xuhui Zhou, Robert Lo, Abishek Sridhar, Xianyi Cheng, Tianyue Ou, Yonatan Bisk, Daniel Fried, et al. 2024. WebArena: A Realistic Web Environment for Building Autonomous Agents. In *The Twelfth International Conference on Learning Representations*.

Qihao Zhu, Daya Guo, Zhihong Shao, Dejian Yang, Peiyi Wang, Runxin Xu, Y Wu, Yukun Li, Huazuo Gao, Shirong Ma, et al. 2024. DeepSeek-Coder-V2: Breaking the Barrier of Closed-Source Models in Code Intelligence. *arXiv preprint arXiv:2406.11931* (2024).