

# Agent-as-Judge for Factual Summarization of Long Narratives

Yeonseok Jeong<sup>1</sup>, Minsoo Kim<sup>1</sup>, Seung-won Hwang<sup>2\*</sup>, Byung-Hak Kim<sup>3</sup>  
 IPAI, Seoul National University<sup>1</sup>, Seoul National University<sup>2</sup>, Hyundai Card<sup>3</sup>  
 {jys3136, minsoo9574, seungwonh}@snu.ac.kr  
 byunghak.kim@hcs.com

## Abstract

Large Language Models (LLMs) have demonstrated near-human performance in summarization tasks based on traditional metrics such as ROUGE and BERTScore. However, these metrics do not adequately capture critical aspects of summarization quality, such as factual accuracy, particularly for long narratives (>100K tokens). Recent advances, such as *LLM-as-a-Judge*, address the limitations of metrics based on lexical similarity but still exhibit factual inconsistencies, especially in understanding character relationships and states. In this work, we introduce NARRATIVEFACTSCORE (NFS), the first “Agent-as-a-Judge” framework that evaluates and refines factuality in narrative summarization. By leveraging a Character Knowledge Graph (CKG) extracted from input narrative, NARRATIVEFACTSCORE evaluates the factuality and provides actionable guidance for refinement, such as identifying missing or erroneous facts. Our experimental results demonstrate that constructing the CKG enables reasoning with 1/3 of the factuality computation used in the prior approach, and achieve three times higher correlation with human judgments. Furthermore, refinement with actionable guidance improves the quality of the summary.<sup>1</sup>

## 1 Introduction

The rise of LLMs (OpenAI, 2023; Dubey et al., 2024) has brought significant advancements to summarization tasks, achieving performance close to human levels (Pu et al., 2023). Most evaluation metrics (Lin, 2004; Zhang et al., 2019; Yuan et al., 2021) for summarization measure lexical or semantic similarity between summary and ground truth.

In our target scenario of summarizing long narratives (> 100K tokens), metrics such as BoookScore (Chang et al., 2024) can measure coherence, but evaluating factuality has remained

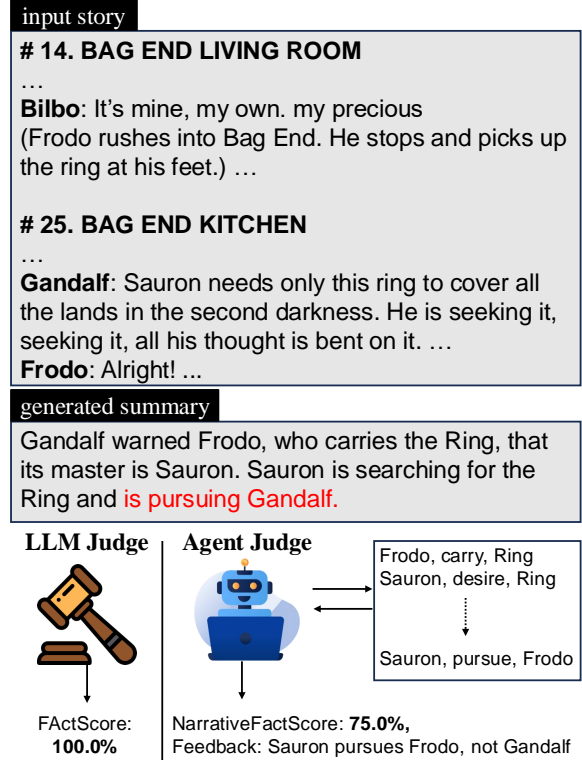


Figure 1: Comparison of factuality evaluation by LLM and Agent Judge with NARRATIVEFACTSCORE. Given scenes from *The Lord of the Rings*, the summary incorrectly claims “Sauron is pursuing Gandalf.” The LLM Judge assigns 100% factuality score, while our Agent Judge correctly identifies this error through analyzing atomic facts about characters, assigning 75% NARRATIVEFACTSCORE, with specific feedback.

challenging (Subbiah et al., 2024). This is because it requires comparing summaries not only against complex facts but also against the evolving relationships among characters in long narratives. Thus, judging the factuality of such long narratives has therefore inevitably relied on costly human evaluations (Kim et al., 2024).

More recently, *LLM-as-a-Judge* metrics (Min et al., 2023; Bishop et al., 2024) have leveraged LLM to assess the factuality, offering a more cost-effective alternative to human annotations. If ap-

\*Corresponding Author

<sup>1</sup><https://github.com/YeonseokJeong/NarrativeFactScore>

plied to narrative summarization, these metrics split the summary into smaller units, retrieve similar scenes from the input story, and quantify factuality by LLM.

However, directly using LLM to evaluate factuality has two limitations. **First**, as demonstrated by Kim et al. (2024), the LLM judge often fails to accurately assess factuality in narratives that require indirect **reasoning**, such as understanding character relationships or states. For example, in Figure 1, although Sauron is pursuing Frodo in order to obtain the Ring in The Lord of the Rings, the LLM judge inaccurately evaluates the factuality of a summary which incorrectly reports that “Sauron is pursuing Gandalf”. This limitation stems from the inability of the LLM judge to consistently track and reason about character relationships. To address this, we introduce the CKG, a structured representation of characters and their relationships that must be maintained consistently.

**Second**, the LLM judge outputs only a single score with limited **interpretability**, which makes it less reliable and difficult to identify what needs to be improved. Desirably, evaluation metrics for summarization can provide feedback, when the score is low, to explain why it is incorrect and suggest how to improve.

We propose an *Agent-as-a-Judge* (Zhuge et al., 2024) framework, using interpretable evaluation of summaries with a novel **NARRATIVE-FACTSCORE**, based on which we can refine and improve summary quality. CKG achieves consistency by constructing a names graph that consolidates character aliases and variations across scenes and by performing multiple rounds of relationship extraction, selecting relationships that frequently appear across scenes as edges, inspired by Wang et al. (2023). This construction process ensures that only well-supported character relationships are retained. By leveraging this consistent relationship graph when evaluating the factuality, we can accurately assess even complex narrative facts that require understanding intricate character dynamics.

To improve the interpretability of the metric, **NARRATIVEFACTSCORE** also provides feedback for interpretation and refinement when the summary is incorrect. For each statement in the summary, our metric retrieves relevant scenes and character relationships from our CKG to calculate a factuality score. Based on the retrieved evidence, ours evaluates each statement and generates feedback identifying discrepancies between claims and

supporting evidence. Since our metric operates autonomously, it is more cost-effective and faster than *Human-as-a-Judge*. In addition, it offers feedback for low scores, which makes it more interpretable than *LLM-as-a-Judge* metrics. Recognizing the causes of low scores also contributes to generating more accurate summaries through agent-based refinement.

Using **NARRATIVEFACTSCORE** provides two key advantages for long narrative summarization. First, it offers a labor-efficient and fast metric that also approximates human evaluation when evaluating the factuality of summaries. Our metric demonstrates a statistically strong correlation with human evaluation, and a test for differences between human evaluation and our metric yielded statistically significant results, with the p-value falling below 0.05. Second, by providing feedback on factually incorrect parts, it can improve summarization performance. We show that agent-based refinement improves factuality (+14.03), ROUGE (+2.05), and BERTScore (+0.13) on MovieSum (Saxena and Keller, 2024a), a movie script summarization dataset, and also improves factuality (+12.26), ROUGE (+2.47), and BERTScore (+0.21) on MENSA (Saxena and Keller, 2024b), a movie scene saliency dataset.

## 2 Related Work

### 2.1 Long Narrative Summarization

Summarizing long narratives (Saxena and Keller, 2024a,b) is challenging due to the high computational and memory demands required by transformer-based models. In prior work (Pilault et al., 2020; Li et al., 2021; Wu et al., 2021; Chang et al., 2024), a method called *hierarchical merging* was introduced, where individual chunks of the narrative are summarized separately and then combined to form a coherent final summary. Other segmentation-aware strategies have also been explored (Moro and Ragazzi, 2022, 2023; Zhang et al., 2022). But such chunk-based methods can group unrelated content into the same segment. Although these methods preserve the logical structure of the narrative, hallucinations remain a frequent challenge, especially when capturing global information such as character relationships. Thus, our focus is on improving the factuality of the summaries.

## 2.2 Character Knowledge Graph (CKG)

Since characters are integral to narrative (Gurung and Lapata, 2024), prior work has aimed to construct a graph to easily utilize them. In narrative texts, CKG shows the unidirectional relationship between a subject and an object character. This process is similar to creating a triple (subject-predicate-object) list in knowledge graph construction (Chen et al., 2020). Andrus et al. (2022) utilized the OpenIE system (Angeli et al., 2015) for story completion and question-answering tasks, integrating it with GPT-3 (Brown et al., 2020) to enhance its effectiveness. Alternatively, a recent method (Zhao et al., 2024) that assembles CKG directly using LLMs is a more robust approach, as it better captures the nuanced and complex relationships. Our distinction lies not only in constructing CKGs but also in utilizing them to measure and enhance factuality.

## 2.3 Summarization Metrics for Evaluating Factuality

In recent research, efforts have been made to evaluate factuality of long documents. LongDocFACTScore (Bishop et al., 2024) improves this process by calculating BARTScore (Yuan et al., 2021) only on the semantically similar portions of the source text for each summary sentence, making it an effective method for handling long documents. FActScore (Min et al., 2023) further enhances factuality evaluation by decomposing text into atomic facts and verifying each with LLM using information retrieved from the knowledge source. Unlike these metrics, our metric focuses on character relationships to accurately evaluate factuality and provide actionable feedback to refine factually incorrect parts.

## 3 Proposed Method

In this section, we elaborate on NARRATIVE-FACTSCORE for evaluating factuality of long narrative summarization. Figure 2 illustrates three phases of our framework, which will be detailed in Section 3.1, 3.2, and 3.3 respectively.

### 3.1 CKG Extraction

We construct a **consistent** CKG, to overcome the inconsistencies of CKG reported in Kim et al. (2024); Zhao et al. (2024), losing information (Liu et al., 2024) in long narratives and failing to reason over many implicit relationships at once. To ad-

dress these issues, we perform reasoning multiple times (Wang et al., 2023) for each scene and select frequent relationships to improve consistency and accuracy. We note this requires only 1/3 of the original cost while improving correlation threefold. (See Appendix 5.3.)

Given a narrative represented as a collection of scenes  $\mathcal{N} = \{\mathcal{S}_1, \mathcal{S}_2, \dots, \mathcal{S}_m\}$ , where  $m$  denotes the number of scenes, the goal is to extract a graph  $G$  that encapsulates character relationships. Each scene  $\mathcal{S}_i$  ( $1 \leq i \leq m$ ) is processed individually to extract relation triples (subject-predicate-object) using GPT-4o-mini (OpenAI, 2023), as detailed in Section E.1. The extracted triples are used to initialize the nodes and determine the edges based on the main relationships between the nodes, forming the final CKG  $G$  through the following two steps.

First, to maintain consistency in character identification, we construct a **names graph**  $G_{name}$ , consolidating aliases or variations in names in scenes. Our framework processes each scene in turn, extracts all character names, and determines several names refer to the same character based on the context using LLM. For example, in The Lord of the Rings, ‘Frodo’ and ‘Frodo Baggins’ are recognized as the same character. As illustrated by ‘Frodo / Frodo Baggins’ in Figure 3a, each name variation is a node.<sup>2</sup> This step ensures an accurate capture of relationships, even when names vary across scenes. The CKG is initialized using names from the names graph.

Second, to preserve the consistency of relationships, we sample extracted triples multiple times (Wang et al., 2023; Brown et al., 2024) and select frequent ones as the final edges. Let the node set  $V$  be the set of all characters in the names graph:

$$V = \{v \mid v \in G_{name}\} \quad (1)$$

Only triples with named entities as subjects and objects are used; if an object is missing, a self-loop is added to represent the state of a character. We then define the edge set  $E$  of our CKG as

$$E = \{(s, p, o) \mid s, o \in V, \text{freq}(p \mid s, o) \geq \tau\} \quad (2)$$

where  $(s, o)$  denotes a character pair,  $\text{freq}(p \mid s, o)$  is the frequency of predicate  $p$  for  $(s, o)$ , and  $\tau$  is the frequency threshold.<sup>3</sup> Finally, the consistent

<sup>2</sup>In practice, an undirected edge is added between nodes that refer to the same character.

<sup>3</sup>Adjusting the threshold allows for control over the graph: a higher threshold ensures greater consistency, while a lower

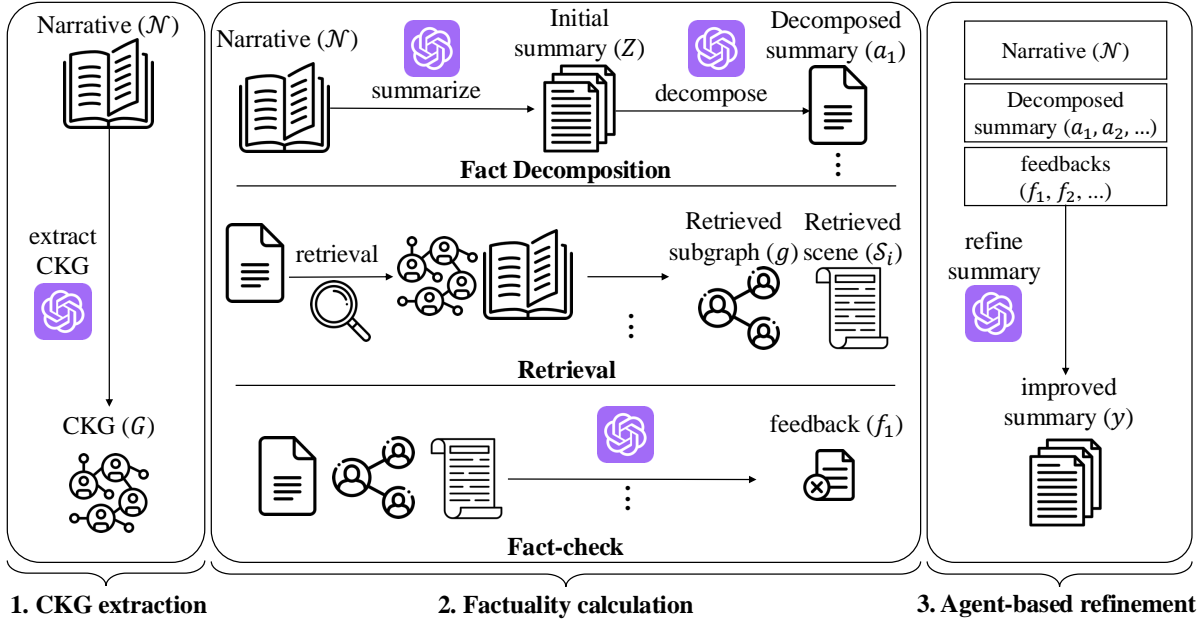


Figure 2: The main figure illustrates the overall process of evaluation and refinement, which includes three main stages. First, it shows the extraction of CKG  $G$  from narrative  $\mathcal{N}$ . Next, it depicts the calculation of factuality by comparing the decomposed summary  $a_k$  against the retrieved character relationship subgraph  $g$  and narrative scene  $\mathcal{S}_i$ . Finally, it illustrates the agent-based refinement process, where feedbacks ( $f_1, f_2, \dots$ ) are used to improve the factual accuracy of the summary.

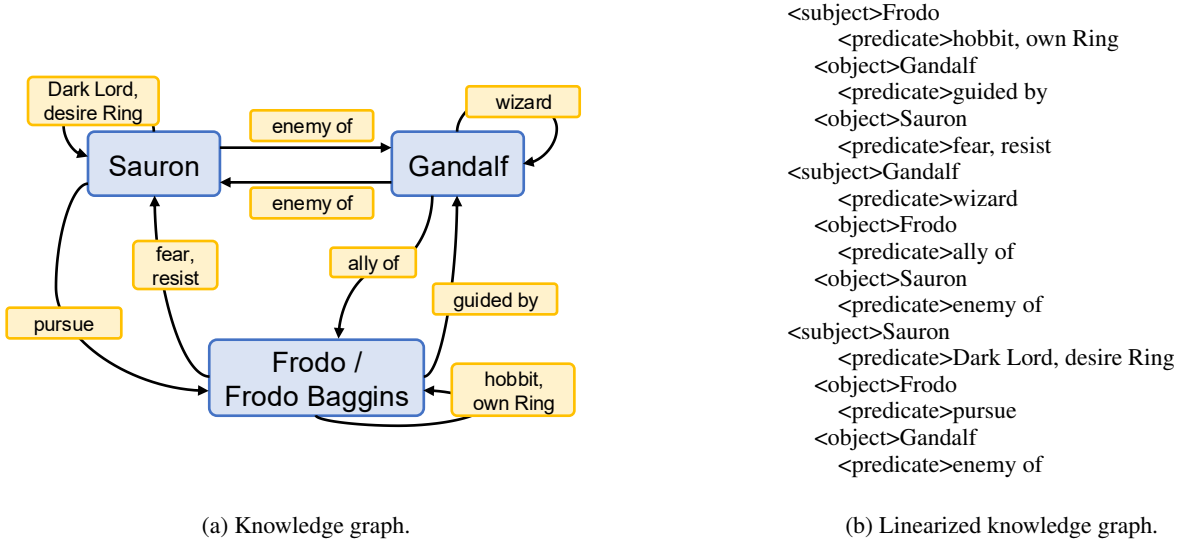


Figure 3: (a) Part of a knowledge graph generated from *The Lord of the Rings*, with three named entities. ‘Frodo/Frodo Baggins’ is a single entity with two names. (b) The same graph is in linearized form.

CKG is given by

$$G = (V, E). \quad (3)$$

For triples with the same subject and object, frequent predicates capture temporal changes as directed edges. For triples with the same subject and object, our CKG saves predicates that occur frequently across multiple scenes. By storing these frequent predicates in sequential order, our framework captures temporal narrative shifts as directed threshold increases diversity.

edges (Eq 2). For example, since the early scenes show that ‘Frodo’ fears ‘Sauron’ and the later scenes show that he resists ‘Sauron’, the CKG in Figure 3a displays two distinct relationships. The process of deciding edges is repeated to construct a CKG that can effectively evaluate the factuality of summaries.

### 3.2 NARRATIVEFACTSCORE Calculation

We invent a new metric to guide agentic evaluation, unlike existing factuality metrics (Min et al., 2023;



Bishop et al., 2024) that do not provide evidence or feedback for their scores, by considering events in the input story superficially but overlooking relational information about characters. Our metric addresses these limitations by incorporating character relationship graphs and providing detailed feedback. To calculate the factuality of the narrative summary, we first generate an initial summary  $Z$  using the prompt described in Section E.2.

To evaluate the factuality of the initial summary  $Z$ , we decompose it into smaller verifiable units, similar to the approach used in Min et al. (2023). Using the prompt in Section E.3, each sentence in the initial summary  $Z$  is divided into a list of atomic facts  $A = \{a_1, a_2, \dots, a_z\}$ .

To evaluate each atomic fact  $a_k$ , we need the scene and information about the characters that appear in the atomic fact. First, we retrieve the most relevant scene  $S_i$  within the narrative  $\mathcal{N}$ , by using the BGE-M3 (Chen et al., 2024). Second, we also retrieve the subgraph  $g$  from the linearized CKG  $G$ , as illustrated in Figure 3b, by sorting candidate triples by similarity to the atomic fact  $a_k$ .

Using the retrieved information, each atomic fact  $a_k$  is evaluated to determine its factuality and to obtain feedback supporting the evaluation. We then define an indicator  $I_k$  for factuality based on:

$$I_k = \mathbb{1}[a_k \text{ is factual given } S_i, g] \quad (4)$$

where  $\mathbb{1}$  is the indicator function, yielding 1 if the atomic fact  $a_i$  is factual and 0 otherwise. This evaluation is carried out using the prompt detailed in Section E.4, which produces 1 if the atomic fact is accurate. If the atomic fact is determined to be inaccurate, then feedback  $f_k$  is provided on how to correct it. Finally, the NARRATIVEFACTSCORE is calculated as the proportion of atomic facts that are found to be factual, defined by the following equation:

$$\text{NARRATIVEFACTSCORE} = \frac{\sum_{i=1}^z I_k}{z} \quad (5)$$

### 3.3 Agent-based Fact Refinement

The new metric leveraging consistent CKG enables the LLM agent to guide refinement by using feedback from the evaluation. This process involves three key inputs: original narrative to provide global context, the initial summary that requires modification, and the feedback detailing the inaccuracies and reasons for those errors. Using a prompt that incorporates these inputs in Sec-

tion E.5, LLM refines the initial summary by correcting only the factually inaccurate parts provided from feedback, then generates the improved summary  $y$ .

Motivated by Madaan et al. (2024), the improved summary can be further evaluated as outlined in Section 3.2. This allows the agent-based refinement to be iterative, where each iteration further refines the summary to enhance overall factuality.

## 4 Experiments

### 4.1 Implementation Details

**Uniform Language Model Usage** To ensure that performance gain is due to our framework and not the underlying language model, we use only gpt-4o-mini-2024-07-18 in our experiments. This model is applied across all components, including CKG extraction, summarization, fact decomposition, fact check, and agent-based fact refinement. This approach prevents superior LLMs from influencing the results, allowing us to rigorously evaluate the effectiveness of our framework.

**Generating Initial Summary** To generate the initial summary  $Z$ , we adopt *hierarchical merging* (Chang et al., 2024) that ensures the logical structure of the narrative is preserved. The narrative is first divided into chunks  $C_i$  where each chunk is formed incrementally by adding scenes until a predefined context size<sup>4</sup> is reached. Once this limit is exceeded, a new chunk begins, resulting in a sequence of chunks  $\mathcal{C} = \{C_1, C_2, \dots, C_n\}$ . Each chunk  $C_i$  is then independently summarized using the prompt specified in Section E.2, and the resulting chunk summaries are sequentially merged to produce the initial summary  $Z$ .

**Retrieving Relevant Scene and Subgraph** Using the BGE-M3 embedding model (Chen et al., 2024), we retrieve information relevant to each atomic fact  $a_k$ . Specifically, we identify the most similar scene  $S_i$  from the narrative  $\mathcal{N}$  and a subgraph containing the three most relevant triples in the linearized CKG  $G$ . All retrieval computations were performed on a single NVIDIA RTX 3090 GPU.

### 4.2 Evaluation Metrics

We assess the performance of our framework using several key evaluation metrics. ROUGE (Lin, 2004) assesses n-gram overlap with reference

<sup>4</sup>we set the predefined context size of a chunk to 1024.

summaries, including R-1 (unigram), R-2 (bigram) and R-L (longest common subsequence). BERTScore (Zhang et al., 2019) ( $BS_p$ ,  $BS_r$ ,  $BS_{f1}$ ) evaluates similarity using BERT embeddings (Devlin et al., 2019), where  $BS_p$  represents precision,  $BS_r$  recall and  $BS_{f1}$  the F1-score. BARTScore (Yuan et al., 2021) measures the quality of summaries by scoring them as conditional language generation tasks. Finally, we propose NARRATIVEFACTSCORE (NFS) as a novel metric to measure the factuality of the generated summaries.

We report ROUGE and BERTScore as reference points for lexical and semantic similarity, while emphasizing that these metrics were not designed to capture factual accuracy. Our primary factuality comparisons are instead carried out with dedicated metrics such as FActScore (Min et al., 2023) and LongDocFACTScore (Bishop et al., 2024).

### 4.3 Correlation with Human Factuality Scores

Dataset	# tokens (source)	# scenes	# tokens (summary)
FABLES	127,467	38	594
STORYSUMM	782	–	322

Table 1: Dataset statistics for STORYSUMM and FABLES.

Metrics	STORYSUMM		FABLES	
	Spearman	KENDALL	Spearman	KENDALL
ROUGE-1	0.25	0.18	-0.20	-0.14
ROUGE-2	0.30	0.22	-0.04	-0.03
ROUGE-L	0.31	0.22	-0.18	-0.14
BERTScore <sub>f1</sub>	0.19	0.13	-0.13	-0.08
BARTScore	0.09	0.06	-0.30	-0.22
LongDocFACTScore	0.07	0.05	0.24	0.16
FActScore	0.19	0.13	0.16	0.09
NFS	<b>0.43</b>	<b>0.31</b>	<b>0.47</b>	<b>0.33</b>

Table 2: Spearman and KENDALL’s tau correlation coefficients between different metrics and human factuality assessments on STORYSUMM and FABLES. Coefficients indicating strong correlation are underlined.<sup>5</sup>

Metrics	STORYSUMM		FABLES	
	Spearman	KENDALL	Spearman	KENDALL
(A) NFS	<b>0.43</b>	<b>0.31</b>	<b>0.47</b>	<b>0.33</b>
(B) – consistency	0.21	0.14	0.19	0.13
(C) – CKG	0.30	0.21	0.25	0.16

Table 3: Ablation results on STORYSUMM and FABLES, showing the impact of using different CKG.

**Dataset** To evaluate whether the NARRATIVEFACTSCORE we proposed correlates effectively

<sup>5</sup>We follow widely adopted interpretations reported in Table 9.

with human factuality, we required benchmarks that satisfy two conditions. First, they should provide human factuality scores for multiple LLM-generated summaries of each narrative, enabling correlation analysis. Second, they should be released after October 2023 to minimize potential contamination given the GPT-4o-mini knowledge cutoff. STORYSUMM (Subbiah et al., 2024) and FABLES (Kim et al., 2024) are the only datasets that meet both conditions, so we chose them as our benchmarks in Tables 2 and 3.

To further explain these datasets, Table 1 shows their statistics. STORYSUMM is relatively short (782 tokens on average, 322 in summaries) and thus scenes were not separated, while FABLES is substantially longer (>100K tokens with 38 scenes). These statistics confirm that our method effectively calculates factuality for both short- and long-length narratives.

**Results** We computed the Spearman (Spearman, 1961) correlations and KENDALL’s tau (KENDALL, 1938) correlations for each metric in relation to the human factuality scores, as shown in Table 2. NARRATIVEFACTSCORE is the only metric that shows a strong correlation with human annotations in all datasets. This correlation is statistically significant, with p-values below 0.05 for all datasets.

**Ablation Study** To verify the effectiveness of CKG in evaluating factuality, we conducted an ablation study in Table 3. NARRATIVEFACTSCORE (A) iteratively reasons about character relationships, selects frequent relationships to construct a consistent CKG, and utilizes it for factuality evaluation. In contrast, (B) generates the CKG by reasoning character relationships in a single step and evaluates factuality accordingly. However, according to Zhao et al. (2024), LLMs tend to generate inaccurate character relationships when reasoning over long narrative in a single step. Lastly, (C) evaluates factuality without utilizing a CKG.

The experimental results show that our metric (A) achieves the highest correlation with human, and indicate the following observations. First, comparing (A) with (C) shows CKG contributes to more accurate factuality evaluation. However, the results of (B) and (C) show that an inaccurate CKG can hinder factuality evaluation rather than improve it. Thus, to effectively assess the factuality of summary, it is necessary to construct a consistent CKG through multiple iterations of reasoning.

	MENSA							MovieSum						
	R-1	R-2	R-L	BS <sub>p</sub>	BS <sub>r</sub>	BS <sub>fl</sub>	NFS	R-1	R-2	R-L	BS <sub>p</sub>	BS <sub>r</sub>	BS <sub>fl</sub>	NFS
<i>without merging</i>														
TextRank	<b>34.37</b>	4.60	12.84	46.86	49.43	48.10	59.72	<b>33.92</b>	4.62	16.25	46.82	49.48	48.10	60.23
LED	17.46	1.59	10.03	42.90	42.74	42.58	56.48	2.80	0.28	0.28	32.64	23.82	27.32	22.24
LongT5	20.77	2.26	10.03	45.05	45.06	45.01	73.76	20.18	1.99	13.83	44.58	44.28	44.36	74.01
<i>hierarchically merging</i>														
GPT-4o-mini	31.79	9.69	12.68	60.00	60.03	60.01	81.05	29.26	8.72	17.88	59.11	59.29	59.19	80.56
Ours: 1st iteration	33.00	9.70	12.84	60.22	60.11	60.16	85.94	30.36	8.74	18.55	59.26	59.30	59.27	86.92
Ours: 2nd iteration	33.75	9.72	13.07	60.17	60.10	60.12	88.94	30.98	8.75	18.61	59.33	59.30	59.30	92.04
Ours: 3rd iteration	34.26	<b>9.74</b>	<b>13.46</b>	<b>60.24</b>	<b>60.21</b>	<b>60.22</b>	<b>93.31</b>	31.31	<b>8.81</b>	<b>18.62</b>	<b>59.36</b>	<b>59.31</b>	<b>59.32</b>	<b>94.59</b>

Table 4: Evaluation results on MENSA (Saxena and Keller, 2024b) and MovieSum (Saxena and Keller, 2024a) datasets.

#### 4.4 Summarization Performance Evaluation

**Datasets** We evaluated our framework on the MENSA (Saxena and Keller, 2024b) and MovieSum (Saxena and Keller, 2024a) datasets. MENSA aligns movie scenes with Wikipedia summaries and MovieSum pairs screenplays with summaries. Since both datasets provide ground-truth summaries, they can be used to test whether our agent-based refinement improves both factuality and summarization quality. We use the full test sets: 50 samples from MENSA and 200 from MovieSum.

**Results** We evaluated summarization performance using two baseline types. The first type includes methods *without merging* that summarize all input in a single step, such as TextRank (Mihalcea and Tarau, 2004), Longformer Encoder-Decoder (LED) (Beltagy et al., 2020), and LongT5 (Guo et al., 2022). The second type involves *hierarchical merging* (Chang et al., 2024), with which we performed experiments using GPT-4o-mini (OpenAI, 2023). Additionally, we evaluated the summaries generated by GPT-4o-mini after agent-based iterative refinements (1st to 3rd).

As shown in Table 4, agent-based refinement improves not only factuality but also other metrics, improving the overall quality of the summaries. This refinement improves performance consistently, yielding improvements of +14.03 in factuality, +2.05 in ROUGE, and +0.13 in BERTScore on MovieSum, and +12.26, +2.47, and +0.21 respectively on MENSA.

## 5 Analysis

### 5.1 How Consistently Does Ours Capture Character Relationships?

To effectively evaluate factuality and improve summary, it is necessary to generate an accurate and

Method	BS <sub>p</sub>	BS <sub>r</sub>	BS <sub>fl</sub>
Naive extract (Zhao et al., 2024)	86.23	86.33	86.26
Ours	<b>95.63</b>	<b>95.68</b>	<b>95.65</b>

Table 5: Comparison between the naive extract method and our proposed method.

consistent CKG. According to Kim et al. (2024); Zhao et al. (2024), the “naive extract” approach, where an LLM extracts character relationships in one step, often fails to consistently capture some relationships. Thus, our objective is to verify whether our approach can generate a consistent CKG. Unlike other datasets, Conan (Zhao et al., 2024) provides ground truth annotation of character relationships within narratives. To evaluate whether the generated relation is semantically similar to this ground truth, we measure the BERTScore (Devlin et al., 2019).

As shown in Table 5, our method generates CKG that is closely similar to ground truth. Although the “naive extract” achieves 86.26, it occasionally produces incorrect relationships. In contrast, by reasoning about relationships scene by scene and aggregating them, our method chooses more accurate relationships and constructs a consistent CKG. This supports the role of the CKG in enhancing factuality assessment, as shown in Table 3. Even without explicit scene boundaries, as in the Conan dataset, we segmented the text into 256-token chunks with 128-token overlaps. This approach still showed a high BERTScore, demonstrating robustness.

### 5.2 Challenging Set

We aim to evaluate whether our metric can provide feedback necessary to improve factuality in recent narratives. Although LLM-based metrics provide accurate factuality feedback for narratives within their pretraining data, they tend to be less re-

	R-1	R-2	R-L	BS <sub>p</sub>	BS <sub>r</sub>	BS <sub>fl</sub>	NFS
<i>without merging</i>							
TextRank	<b>33.92</b>	4.63	16.25	46.82	49.48	48.10	62.43
LED	2.75	0.17	0.64	31.78	24.44	27.37	11.70
LongT5	22.10	2.29	11.16	43.86	44.69	44.18	79.38
<i>hierarchically merging</i>							
GPT-4o-mini	28.07	8.01	14.12	58.37	59.36	58.53	81.30
Ours: 1st iteration	29.02	8.09	14.08	58.49	59.30	58.86	84.59
Ours: 2nd iteration	29.98	8.19	14.24	58.61	59.32	58.94	90.47
Ours: 3rd iteration	30.22	<b>8.20</b>	<b>14.44</b>	<b>58.75</b>	<b>59.39</b>	<b>59.04</b>	<b>93.22</b>

Table 6: Evaluation results on the challenging set of the MovieSum (Saxena and Keller, 2024a) dataset.

Metric	CKG extraction time	Factuality calculation time	KENDALL
Human	-	132.00 min	-
LongDocFACTScore	-	3.81 min	0.16
FActScore	-	4.60 min	0.09
NARRATIVEFACTSCORE (w/o consistency)	0.35 min	4.77 min	0.13
NARRATIVEFACTSCORE	1.17 min	4.81 min	<b>0.33</b>

Table 7: Average latency (in minutes) per a summary and Kendall’s tau correlation for evaluating factuality across different metrics on the FABLES (Kim et al., 2024) dataset. Reported total times are the sum of CKG extraction and factuality calculation.

liable for narratives outside of their training corpus. However, our metric provides accurate feedback by evaluating summaries based on narrative story and character relationships rather than relying on parametric knowledge alone. Therefore, we define a challenging set of works published after the knowledge cutoff date of our LLM to verify whether our metric improves factuality through its feedback.

Our metric demonstrates the capability to provide feedback for improving factuality even in recent works. For this experiment, we curated a challenging set of 18 movies from MovieSum (Saxena and Keller, 2024a) released after our LLM knowledge cutoff.<sup>6</sup> We conducted refinement experiments identical to Table 4 to correct factual errors in this challenging set. As shown in Table 6, three rounds of refinement improved NARRATIVEFACTSCORE by 11.92, comparable to the improvements in Table 4. These results confirm our metric provides effective feedback for recent stories independent of LLM parametric knowledge.

### 5.3 Latency

We compared the latency of *LLM-as-a-Judge* metrics, such as LongDocFACTScore and FActScore, with our *Agent-as-a-Judge* metric. Table 7 shows the time required to evaluate the factuality of each summary in the FABLES (Kim et al., 2024). Since long narratives like those in FABLES exceed 100K

<sup>6</sup>We used GPT-4o-mini with an October 2023 knowledge cutoff date.

Summary	ROUGE-L	BERTScore <sub>fl</sub>	NFS
Reference Summary	100.00	100.00	95.42
Perturbed Summary	81.61	92.15	40.81

Table 8: Change in metric scores after factual perturbation of the reference summary on the MENSA.

tokens, human evaluation by verifying details is time-consuming.<sup>7</sup> In contrast, LLM-based metrics, including ours, assess factuality within a few minutes. However, *LLM-as-a-Judge* metrics struggle to assess factuality while understanding character relationships, leading to discrepancies with human evaluations, as shown in Table 2. In contrast, NARRATIVEFACTSCORE devotes additional time to reasoning about character relationships before assessing factuality, resulting in more accurate evaluations despite slightly longer times.

To further analyze efficiency, we also evaluated a one-shot variant of NARRATIVEFACTSCORE (NFS w/o consistency). As reported in Table 7, this variant requires less time for CKG extraction but shows weaker correlation with human judgments, highlighting a trade-off between speed and accuracy.

### 5.4 Sensitivity of Metrics on Factual Perturbation

We evaluated metric sensitivity to factual perturbations using GPT-4o with the prompt shown in Figure 10 on the MENSA. Specifically, we perturbed the reference summaries from MENSA by introducing factual inaccuracies in each sentence. Table 8 shows that ROUGE-L and BERTScore<sub>fl</sub> decreased minimally despite factual perturbations, while NARRATIVEFACTSCORE significantly dropped. In our setup, perturbations were created by minimally replacing specific words in the reference summaries rather than generating entirely new content, since the latter would unfairly penalize ROUGE and BERTScore. These results demonstrate that our metric is highly sensitive to factual discrepancies, making it a suitable metric for assessing factuality.

## 6 Conclusion

This work shows how the agent-as-judge is deployed for narrative summarization to overcome the limitations of existing evaluation metrics, such as overreliance on lexical similarity or factual inconsistencies. Specifically, we propose consistent

<sup>7</sup>According to Kim et al. (2024), annotators spent over 11 hours evaluating five summaries.



CKG extraction, and a new factual evaluation metric based on CKG, and an agent that evaluates and guides the summary and refinement. Through our implementation, we demonstrated both the process and superior performance over state-of-the-art methods on real-life industry datasets and scenarios.

## 7 Limitation

We acknowledge two limitations of our work. First, our framework may occasionally retrieve subgraphs unrelated to the atomic fact being evaluated, though this did not impact factuality judgments in our experiments and outperformed the no-retrieval baseline. Nonetheless, further enhancing subgraph retrieval precision remains a promising direction for future work.

Second, our framework has been tested exclusively in the narrative domain. Although effective, its generalizability to other domains remains unverified. However, its potential for applications requiring deep character understanding—such as news summarization, biographical writing, and historical analysis—suggests promising directions for future exploration.

## Acknowledgements

This work was supported by the National Research Foundation of Korea (NRF) grant funded by the Korea government (MSIT) (No. RS-2024-00414981), the MSIT (Ministry of Science and ICT), Korea, under the ITRC (Information Technology Research Center) support program (IITP-2025-2020-0-01789) supervised by the IITP (Institute for Information & Communications Technology Planning & Evaluation), and Institute of Information & communications Technology Planning & Evaluation (IITP) grant funded by the Korea government (MSIT) [NO.RS-2021-II211343, Artificial Intelligence Graduate School Program (Seoul National University)].

## References

Berkeley R Andrus, Yeganeh Nasiri, Shilong Cui, Benjamin Cullen, and Nancy Fulda. 2022. Enhanced story comprehension for large language models through dynamic document-based knowledge graphs. In *Proceedings of the AAAI Conference on Artificial Intelligence*, volume 36, pages 10436–10444.

Gabor Angeli, Melvin Jose Johnson Premkumar, and Christopher D. Manning. 2015. [Leveraging linguistic](#)

[structure for open domain information extraction](#). In *Proceedings of the 53rd Annual Meeting of the Association for Computational Linguistics and the 7th International Joint Conference on Natural Language Processing (Volume 1: Long Papers)*, pages 344–354, Beijing, China. Association for Computational Linguistics.

- Iz Beltagy, Matthew E Peters, and Arman Cohan. 2020. Longformer: The long-document transformer. *arXiv preprint arXiv:2004.05150*.
- Jennifer A. Bishop, Sophia Ananiadou, and Qianqian Xie. 2024. [LongDocFACTScore: Evaluating the factuality of long document abstractive summarisation](#). In *Proceedings of the 2024 Joint International Conference on Computational Linguistics, Language Resources and Evaluation (LREC-COLING 2024)*, pages 10777–10789, Torino, Italia. ELRA and ICCL.
- R Botsch. 2011. Chapter 12: Significance and measures of association. *Scopes and Methods of Political Science*.
- Bradley Brown, Jordan Juravsky, Ryan Ehrlich, Ronald Clark, Quoc V Le, Christopher Ré, and Azalia Mirhoseini. 2024. Large language monkeys: Scaling inference compute with repeated sampling. *arXiv preprint arXiv:2407.21787*.
- Tom Brown, Benjamin Mann, Nick Ryder, Melanie Subbiah, Jared D Kaplan, Prafulla Dhariwal, Arvind Neelakantan, Pranav Shyam, Girish Sastry, Amanda Askell, Sandhini Agarwal, Ariel Herbert-Voss, Gretchen Krueger, Tom Henighan, Rewon Child, Aditya Ramesh, Daniel Ziegler, Jeffrey Wu, Clemens Winter, Chris Hesse, Mark Chen, Eric Sigler, Mateusz Litwin, Scott Gray, Benjamin Chess, Jack Clark, Christopher Berner, Sam McCandlish, Alec Radford, Ilya Sutskever, and Dario Amodei. 2020. Language Models are Few-Shot Learners. In *Advances in Neural Information Processing Systems*, volume 33, pages 1877–1901.
- Yapei Chang, Kyle Lo, Tanya Goyal, and Mohit Iyyer. 2024. [Booookscore: A systematic exploration of book-length summarization in the era of LLMs](#). In *The Twelfth International Conference on Learning Representations*.
- Jianlyu Chen, Shitao Xiao, Peitian Zhang, Kun Luo, Defu Lian, and Zheng Liu. 2024. M3-embedding: multi-linguality, multi-functionality, multi-granularity text embeddings through self-knowledge distillation. In *Findings of the Association for Computational Linguistics ACL 2024*, pages 2318–2335.
- Zhe Chen, Yuehan Wang, Bin Zhao, Jing Cheng, Xin Zhao, and Zongtao Duan. 2020. Knowledge graph completion: A review. *Ieee Access*, 8:192435–192456.
- Cheng-Han Chiang and Hung-yi Lee. 2023. [Can large language models be an alternative to human evaluations?](#) In *Proceedings of the 61st Annual Meeting of*

- the Association for Computational Linguistics (Volume 1: Long Papers)*, pages 15607–15631, Toronto, Canada. Association for Computational Linguistics.
- Jacob Devlin, Ming-Wei Chang, Kenton Lee, and Kristina Toutanova. 2019. [BERT: Pre-training of deep bidirectional transformers for language understanding](#). In *Proceedings of the 2019 Conference of the North American Chapter of the Association for Computational Linguistics: Human Language Technologies, Volume 1 (Long and Short Papers)*, pages 4171–4186, Minneapolis, Minnesota. Association for Computational Linguistics.
- Abhimanyu Dubey, Abhinav Jauhri, Abhinav Pandey, Abhishek Kadian, Ahmad Al-Dahle, Aiesha Letman, Akhil Mathur, Alan Schelten, Amy Yang, Angela Fan, et al. 2024. The llama 3 herd of models. *arXiv preprint arXiv:2407.21783*.
- Mandy Guo, Joshua Ainslie, David C Uthus, Santiago Ontanon, Jianmo Ni, Yun-Hsuan Sung, and Yinfei Yang. 2022. Longt5: Efficient text-to-text transformer for long sequences. In *Findings of the Association for Computational Linguistics: NAACL 2022*, pages 724–736.
- Alexander Gurung and Mirella Lapata. 2024. [CHIRON: Rich character representations in long-form narratives](#). In *Findings of the Association for Computational Linguistics: EMNLP 2024*, pages 8523–8547, Miami, Florida, USA. Association for Computational Linguistics.
- MG KENDALL. 1938. A new measure of rank correlation. *Biometrika*, 30:81–93.
- Yekyung Kim, Yapei Chang, Marzena Karpinska, Aparna Garimella, Varun Manjunatha, Kyle Lo, Tanya Goyal, and Mohit Iyyer. 2024. [FABLES: Evaluating faithfulness and content selection in book-length summarization](#). In *First Conference on Language Modeling*.
- Haoran Li, Arash Einolghozati, Srinivasan Iyer, Bhargavi Paranjape, Yashar Mehdad, Sonal Gupta, and Marjan Ghazvininejad. 2021. Ease: Extractive-abstractive summarization with explanations. *arXiv preprint arXiv:2105.06982*.
- Chin-Yew Lin. 2004. Rouge: A package for automatic evaluation of summaries. In *Text summarization branches out*, pages 74–81.
- Nelson F Liu, Kevin Lin, John Hewitt, Ashwin Paranjape, Michele Bevilacqua, Fabio Petroni, and Percy Liang. 2024. Lost in the middle: How language models use long contexts. *Transactions of the Association for Computational Linguistics*, 11:157–173.
- Aman Madaan, Niket Tandon, Prakhar Gupta, Skyler Hallinan, Luyu Gao, Sarah Wiegreffe, Uri Alon, Nouha Dziri, Shrimai Prabhumoye, Yiming Yang, et al. 2024. Self-refine: Iterative refinement with self-feedback. *Advances in Neural Information Processing Systems*, 36.
- Rada Mihalcea and Paul Tarau. 2004. Textrank: Bringing order into text. In *Proceedings of the 2004 conference on empirical methods in natural language processing*, pages 404–411.
- Sewon Min, Kalpesh Krishna, Xinxu Lyu, Mike Lewis, Wen-tau Yih, Pang Koh, Mohit Iyyer, Luke Zettlemoyer, and Hannaneh Hajishirzi. 2023. [FActScore: Fine-grained atomic evaluation of factual precision in long form text generation](#). In *Proceedings of the 2023 Conference on Empirical Methods in Natural Language Processing*, pages 12076–12100, Singapore. Association for Computational Linguistics.
- Gianluca Moro and Luca Ragazzi. 2022. [Semantic self-segmentation for abstractive summarization of long documents in low-resource regimes](#). In *Proceedings of the Thirty-Sixth AAAI Conference on Artificial Intelligence (AAAI-22)*, pages 11085–11093, Virtual Event. AAAI Press.
- Gianluca Moro and Luca Ragazzi. 2023. [Align-then-abstract representation learning for low-resource summarization](#). *Neurocomputing*, 548:126356.
- OpenAI. 2023. [Gpt-4 technical report](#). *Preprint*, arXiv:2303.08774.
- Jonathan Pilault, Raymond Li, Sandeep Subramanian, and Chris Pal. 2020. [On extractive and abstractive neural document summarization with transformer language models](#). In *Proceedings of the 2020 Conference on Empirical Methods in Natural Language Processing (EMNLP)*, pages 9308–9319, Online. Association for Computational Linguistics.
- Xiao Pu, Mingqi Gao, and Xiaojun Wan. 2023. Summarization is (almost) dead. *arXiv preprint arXiv:2309.09558*.
- Qwen Team. 2024. [Qwen2.5: A party of foundation models](#).
- Rohit Saxena and Frank Keller. 2024a. Moviesum: An abstractive summarization dataset for movie screenplays. In *Findings of the Association for Computational Linguistics ACL 2024*, pages 4043–4050.
- Rohit Saxena and Frank Keller. 2024b. Select and summarize: Scene saliency for movie script summarization. In *Findings of the Association for Computational Linguistics: NAACL 2024*, pages 3439–3455.
- Charles Spearman. 1961. The proof and measurement of association between two things.
- Melanie Subbiah, Faisal Ladhak, Akanksha Mishra, Griffin Adams, Lydia Chilton, and Kathleen Mckeown. 2024. Storysumm: Evaluating faithfulness in story summarization. In *Proceedings of the 2024 Conference on Empirical Methods in Natural Language Processing*, pages 9988–10005.
- Xuezhi Wang, Jason Wei, Dale Schuurmans, Quoc V Le, Ed H. Chi, Sharan Narang, Aakanksha Chowdhery, and Denny Zhou. 2023. [Self-consistency improves](#)

chain of thought reasoning in language models. In *The Eleventh International Conference on Learning Representations*.

Jeff Wu, Long Ouyang, Daniel M Ziegler, Nisan Stiennon, Ryan Lowe, Jan Leike, and Paul Christiano. 2021. Recursively summarizing books with human feedback. *arXiv preprint arXiv:2109.10862*.

Weizhe Yuan, Graham Neubig, and Pengfei Liu. 2021. Bartscore: Evaluating generated text as text generation. *Advances in Neural Information Processing Systems*, 34:27263–27277.

Tianyi Zhang, Varsha Kishore, Felix Wu, Kilian Q Weinberger, and Yoav Artzi. 2019. Bertscore: Evaluating text generation with bert. *arXiv preprint arXiv:1904.09675*.

Yusen Zhang, Ansong Ni, Ziming Mao, Chen Henry Wu, Chenguang Zhu, Budhaditya Deb, Ahmed Awadallah, Dragomir Radev, and Rui Zhang. 2022. **Summ4: A multi-stage summarization framework for long input dialogues and documents**. In *Proceedings of the 60th Annual Meeting of the Association for Computational Linguistics (ACL 2022), Long Papers*, pages 1592–1604, Dublin, Ireland. Association for Computational Linguistics.

Runcong Zhao, Qinglin Zhu, Hainiu Xu, Jiazheng Li, Yuxiang Zhou, Yulan He, and Lin Gui. 2024. **Large language models fall short: Understanding complex relationships in detective narratives**. In *Findings of the Association for Computational Linguistics ACL 2024*, pages 7618–7638, Bangkok, Thailand and virtual meeting. Association for Computational Linguistics.

Mingchen Zhuge, Changsheng Zhao, Dylan Ashley, Wenyi Wang, Dmitrii Khizbullin, Yuniang Xiong, Zechun Liu, Ernie Chang, Raghuraman Krishnamoorthi, Yuandong Tian, et al. 2024. Agent-as-a-judge: Evaluate agents with agents. *arXiv preprint arXiv:2410.10934*.

Strength	Spearman ( $\rho$ )	KENDALL ( $\tau$ )
Very weak correlation	0.00~0.15	0.00~0.10
Weak correlation	0.15~0.30	0.10~0.20
Moderate correlation	0.30~0.43	0.20~0.30
Strong correlation	0.43~1.00	0.30~1.00

Table 9: Correlation strength based on coefficients.

## Appendices

### A Further Analysis

#### A.1 Analysis for Baseline Metrics

Table 9 shows widely adopted interpretation of correlations from [Botsch \(2011\)](#); [Chiang and Lee \(2023\)](#), where  $|\tau| \in [0.3, 1.0]$  is considered a strong correlation. For Spearman ([Spearman, 1961](#)), thresholds are derived by converting  $\tau^8$  intervals under the assumption of bivariate normality.

We analyze the results compared to other metrics in Table 2. Metrics based on lexical overlap, such as ROUGE, show stronger correlations with human factuality assessments compared to semantic similarity metrics such as BERTScore, as they better capture repeated entities and locations in narratives. In contrast, metrics such as BARTScore and LongDocFACTScore ([Bishop et al., 2024](#)), which rely on log-likelihood and entailment, have lower correlations due to their limited ability to account for broader context and character relationships. FActScore ([Min et al., 2023](#)), reproduced in our study, incorporates character relationship retrieval to improve factuality assessments. Building on this, NARRATIVEFACTSCORE further enhances performance by addressing common errors caused by misinterpreted character relationships, leading to more accurate evaluations.

#### A.2 Effectiveness with Open-Source LLM

	R-1	R-2	R-L	BS <sub>p</sub>	BS <sub>r</sub>	BS <sub>f1</sub>	NFS
<i>without merging</i>							
TextRank	<b>34.37</b>	4.60	12.84	46.86	49.43	48.10	59.72
LED	17.46	1.59	10.03	42.90	42.74	42.58	56.48
LongT5	20.77	2.26	10.03	45.05	45.06	45.01	73.76
<i>hierarchically merging</i>							
Qwen2.5-14B-Instruct	30.45	7.03	11.99	58.20	59.61	58.89	67.29
Ours: 1st iteration	31.26	7.06	12.05	58.31	59.68	58.95	70.71
Ours: 2nd iteration	31.57	<b>7.08</b>	<b>12.09</b>	<b>58.35</b>	<b>59.69</b>	<b>58.97</b>	<b>71.89</b>

Table 10: Evaluation results on the MENSA ([Saxena and Keller, 2024b](#)) dataset. Hierarchically merging results are based on Qwen2.5-14B-Instruct.

Our framework is also effective with open-source model. As shown in Table 10, NARRATIVE-

<sup>8</sup> $\tau$  indicates Kendall’s tau ([KENDALL, 1938](#))

FACTSCORE implemented using Qwen2.5-14B-Instruct (Qwen Team, 2024) consistently improves summarization performance on MENSA across two iterations. Compared to the initial summarization, our refinement shows steady gains, achieving NFS of 70.71 and 71.89 after the first and second iterations, respectively. These results confirm that the benefits of our method are not limited to proprietary LLMs but also extend to accessible open-source alternatives.

### A.3 Baseline Evaluation with Hierarchical Merging

Our conclusions remain consistent even when baselines are evaluated with hierarchical merging. As shown in Table 11, NARRATIVEFACTSCORE with refinement continues to outperform LED and LongT5 on both MENSA and MovieSum, confirming the robustness of our improvements regardless of baseline settings.

## B Qualitative Example

In this section, we illustrate how our approach evaluates factuality, provides actionable feedback, and refines summaries through a qualitative example. Table 12 shows the evaluation and refinement process for a summary of The Lord of the Rings generated by GPT-4o-mini (OpenAI, 2023). The CKG has already been constructed using the method described in Section 3.1.

To evaluate factuality, we decompose the initial summary into atomic facts. The summary contains two factually incorrect statements highlighted in red, which are also presented in the atomic facts. First, according to the original script, Saruman uses a Palantir to observe Sauron; however, due to difficulty in understanding character relationships, the incorrect summary stating Sauron observes Saruman was generated and recorded as atomic fact [3]. Second, while the original script depicts Frodo and Sam in a messy situation, chased in the Shire by Merry and Pippin, the summary incorrectly describes it as peaceful, recorded as atomic fact [7].

In our framework, we retrieve relevant scene and subgraph for each atomic fact to evaluate factuality. Consequently, only [3] and [7] were identified as false. For these facts, the framework generates not only the factuality but also actionable feedback explaining why they are false and how to correct them. For [3], based on retrieved scene and relationship that Saruman owns the Palantir, our framework de-

termines that the statement is false and generates feedback suggesting that Saruman uses the Palantir to gain knowledge about Sauron’s actions and intentions. Similarly, for [7], based on the scene showing Frodo and Sam in a messy situation with Merry and Pippin in the Shire, our framework determines the statement is false and provides proper feedback. Using this detailed feedback, our framework generates refined summary by correcting only the erroneous parts of the initial summary.

As shown in Table 13, this example shows how irrelevant subgraph retrieval can cause errors. The atomic fact [3] “Sauron seeks the Ring to regain power” is correct. However, the retrieved triple “Sauron-master of Ring” gives misleading feedback that Sauron already owns the Ring. This results in an incorrect refinement, where the fact is wrongly judged as false. Through iterative refinement, the system retrieves more relevant subgraphs (e.g., Frodo owns the Ring and Sauron seeks it) or uses scene evidence. As a result, the correct factual judgment is recovered in later iterations.

## C System Deployment

This section describes our system deployment, which is necessary for the media industry<sup>9</sup> where companies make investment decisions on narratives (> 100K tokens) such as dramas or movies. Since reading all narratives is challenging, media companies utilize summaries of each narrative to determine its production feasibility. However, summaries generated by humans or LLMs frequently contain factual inconsistencies, which hinder accurate investment decisions. Therefore, our proposed system is deployed to evaluate the factuality of summary for long narratives and improve its factuality.

Figure 4 shows screenshots of the system<sup>10</sup>, aligned with the three phases of our framework in Figure 2. Using the example Black Panther, users can view the original narrative after selecting a dataset, data type, and name. Clicking “Generate Knowledge Graph” generates and visualizes the CKG (Section 3.1). The “Generate Initial Summary” and “Calculate Factuality Score” buttons create an initial summary and evaluate its factuality

<sup>9</sup>The media industry broadly refers to the sector that creates, distributes, and analyzes various forms of narratives, such as movies, television shows, books, video games, and other media that tell stories. This includes businesses involved in producing, editing, and consuming these forms of content, focusing on storytelling in both traditional and digital media.

<sup>10</sup>[huggingface.co/spaces/yeonseokjeong/NarrativeFactScore](https://huggingface.co/spaces/yeonseokjeong/NarrativeFactScore)



	MENSA							MovieSum						
	R-1	R-2	R-L	BS <sub>p</sub>	BS <sub>r</sub>	BS <sub>fl</sub>	NFS	R-1	R-2	R-L	BS <sub>p</sub>	BS <sub>r</sub>	BS <sub>fl</sub>	NFS
<i>hierarchically merging</i>														
LED	22.02	3.30	9.00	43.10	43.62	43.19	59.71	21.45	2.55	14.37	44.86	44.32	44.49	61.90
LongT5	30.88	4.49	11.23	45.85	48.84	47.27	78.13	31.19	4.06	17.62	46.01	48.92	47.39	79.15
GPT-4o-mini	31.79	9.69	12.68	60.00	60.03	60.01	81.05	29.26	8.72	17.88	59.11	59.29	59.19	80.56
Ours: 1st iteration	33.00	9.70	12.84	60.22	60.11	60.16	85.94	30.36	8.74	18.55	59.26	59.30	59.27	86.92
Ours: 2nd iteration	33.75	9.72	13.07	60.17	60.10	60.12	88.94	30.98	8.75	18.61	59.33	59.30	59.30	92.04
Ours: 3rd iteration	<b>34.26</b>	<b>9.74</b>	<b>13.46</b>	<b>60.24</b>	<b>60.21</b>	<b>60.22</b>	<b>93.31</b>	<b>31.31</b>	<b>8.81</b>	<b>18.62</b>	<b>59.36</b>	<b>59.31</b>	<b>59.32</b>	<b>94.59</b>

Table 11: Evaluation results on MENSA and MovieSum datasets with hierarchical merging.

<b>Initial summary</b>	Saruman reveals to Gandalf that Sauron is regaining strength and is gathering an army to attack Middle-earth, <b>using a Palantir to see his plans</b> . Gandalf warns Saruman about the dangers of the Palantir and expresses disbelief at Saruman’s willingness to ally with Sauron, leading to a fierce battle between the two. In the subsequent scene, <b>Frodo and Sam are enjoying a peaceful moment in the Shire</b> when they are interrupted by Merry and Pippin, who crash into them after stealing vegetables from Farmer Maggot’s field, prompting a humorous chase as they flee from the angry farmer and his dogs. The outcome sees Gandalf and Saruman in conflict, while Frodo and his friends are caught up in a lighthearted escape.
<b>Atomic facts</b>	<ul style="list-style-type: none"> <li>[1] Saruman reveals to Gandalf that Sauron is regaining strength.</li> <li>[2] Sauron is gathering an army to attack Middle-earth.</li> <li>[3] <b>Sauron uses a Palantir to see his plans.</b></li> <li>[4] Gandalf warns Saruman about the dangers of the Palantir.</li> <li>[5] Gandalf expresses disbelief at Saruman’s willingness to ally with Sauron.</li> <li>[6] A fierce battle occurs between Gandalf and Saruman.</li> <li>[7] <b>Frodo and Sam enjoy a peaceful moment in the Shire.</b></li> <li>[8] Merry and Pippin crash into Frodo and Sam.</li> <li>[9] Merry and Pippin steal vegetables from Farmer Maggot’s field.</li> <li>[10] A humorous chase ensues as they flee from Farmer Maggot and his dogs.</li> <li>[11] Gandalf and Saruman are in conflict.</li> <li>[12] Frodo and his friends are caught up in a lighthearted escape.</li> </ul>
<b>Factuality calculation</b>	<ul style="list-style-type: none"> <li>[1] True</li> <li>[2] True</li> <li>[3] False, The statement is false because Sauron does not use a Palantir to see his plans; rather, it is Saruman who uses the Palantir to gain knowledge about Sauron’s actions and intentions. (evidence scene: #39, evidence subgraph: ‘Saruman-own-Palantir’, ...)</li> <li>[4] True</li> <li>[5] True</li> <li>[6] True</li> <li>[7] False, The statement “Frodo and Sam enjoy a peaceful moment in the Shire” is false. The scene depicts Frodo and Sam being interrupted by Merry and Pippin, leading to a messy situation as they are chased by Farmer Maggot and his dogs after stealing vegetables from his field. (evidence scene: #40, evidence subgraph: ‘Frodo-friend-Sam’, ...)</li> <li>[8] True</li> <li>[9] True</li> <li>[10] True</li> <li>[11] True</li> <li>[12] True</li> </ul>
<b>Refined summary</b>	Saruman reveals to Gandalf that Sauron is regaining strength and is gathering an army to attack Middle-earth. <b>Saruman has used a Palantir to gain insight into Sauron’s plans</b> . Gandalf warns Saruman about the dangers of the Palantir and expresses disbelief at Saruman’s willingness to ally with Sauron, leading to a fierce battle between the two. In the subsequent scene, <b>Frodo and Sam are caught in a messy situation in the Shire</b> when Merry and Pippin crash into them after stealing vegetables from Farmer Maggot’s field, prompting a humorous chase as they flee from the angry farmer and his dogs. The outcome sees Gandalf and Saruman in conflict, while Frodo and his friends are caught up in a lighthearted escape.

Table 12: Qualitative example illustrating NARRATIVEFACTSCORE. **Red text** in the initial summary and atomic facts indicate factually incorrect statements based on scene evidence, while **blue text** in the refined summary indicate corrections made through agent-based refinement based on feedback.

using the CKG (Section 3.2). Finally, “Refine Summary” improves the summary based on feedback, enhancing factuality (Section 3.3).

## D Usage of AI Assistants

We utilized ChatGPT to improve the clarity and grammatical accuracy of the writing. It provided suggestions for rephrasing sentences and correct-

<b>Initial summary</b>	Back at Bag End, Gandalf confronts Frodo about the Ring, revealing its dark history and the resurgence of Sauron, <b>who seeks it to regain power.</b>
<b>Atomic facts (1st)</b>	[1] Gandalf confronts Frodo about the Ring at Bag End. [2] Gandalf reveals the Ring’s dark history to Frodo. [3] <b>Sauron seeks the Ring to regain power.</b>
<b>Factuality calculation (1st)</b>	[1] True [2] True [3] <b>False</b> , The statement is judged false because the retrieved subgraph includes the triple “ <b>Sauron-master of Ring</b> ”, implying that Sauron already possesses the Ring and does not need to seek it. (evidence scene: #29, evidence subgraph: ‘Sauron-master-Ring’, ...)
<b>Refined summary (1st)</b>	Back at Bag End, Gandalf confronts Frodo about the Ring, revealing its dark history and the resurgence of Sauron, <b>who already possesses the Ring and does not seek it.</b>
<b>Atomic facts (2nd)</b>	[1] Gandalf confronts Frodo about the Ring at Bag End. [2] Gandalf reveals the Ring’s dark history to Frodo. [3] <b>Sauron already possesses the Ring and does not seek it.</b>
<b>Factuality calculation (2nd)</b>	[1] True [2] True [3] <b>True</b> , Correction: The retrieved subgraph was irrelevant. In fact, Frodo is the Ring-bearer, and Sauron is seeking the Ring to regain power. Thus, the correct statement is that Sauron seeks the Ring. (evidence scene: #25, evidence subgraph: ‘Frodo-own-Ring’, ‘Sauron-desire-Ring’, ...)
<b>Refined summary (2nd)</b>	Back at Bag End, Gandalf confronts Frodo about the Ring, revealing its dark history and the resurgence of Sauron, <b>who seeks it to regain power.</b>

Table 13: Qualitative example illustrating NarrativeFactScore when irrelevant subgraph is retrieved. **Blue text** in the initial summary and atomic facts indicates the correct fact, but due to irrelevant retrieval, it is first misjudged as false (**red**). Through subsequent refinement, the error is corrected.

ing grammatical errors to make the text flow more naturally.

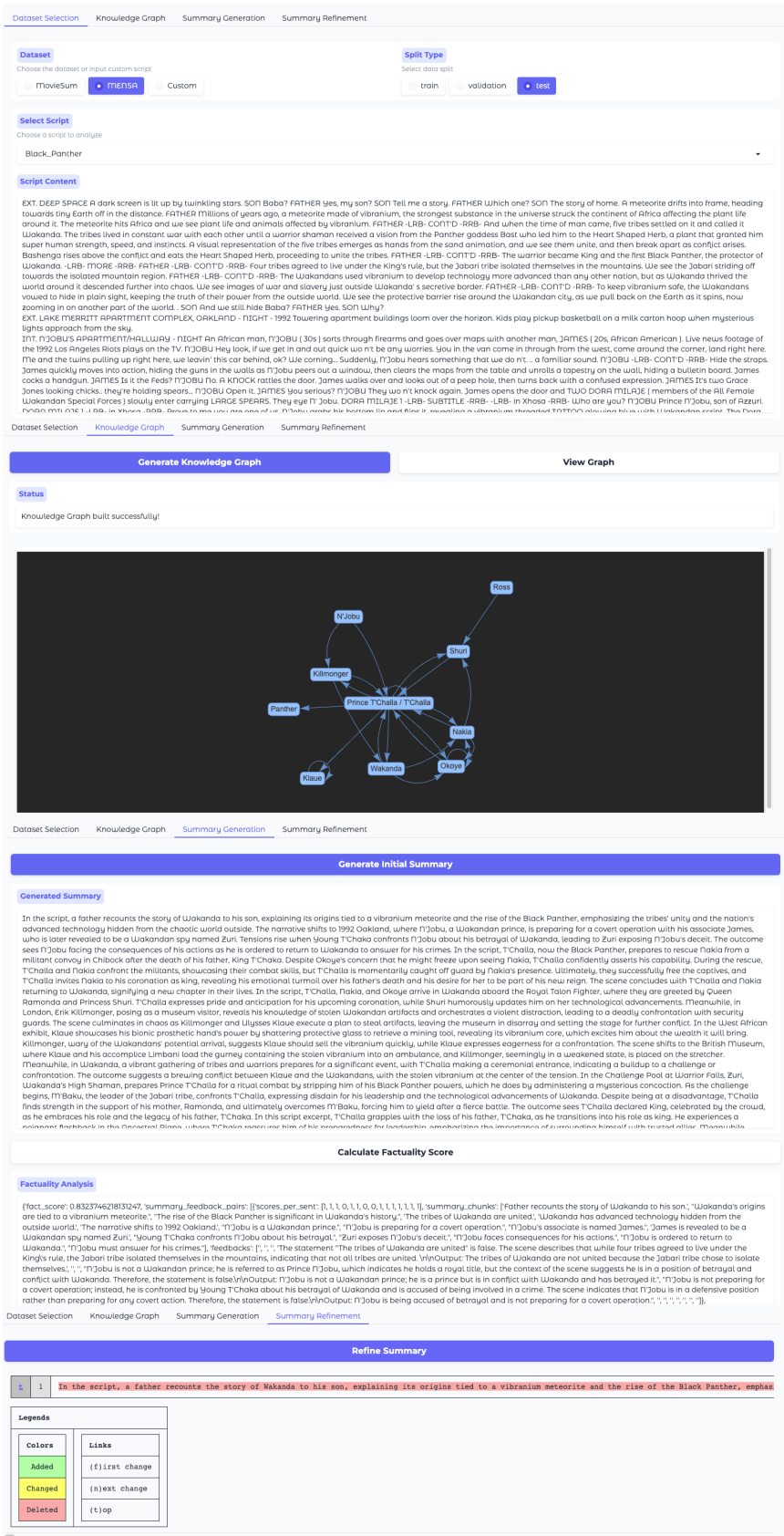


Figure 4: Deployment overview of NARRATIVEFACTSCORE.

## E Prompts

To ensure ethical transparency and reproducibility, we disclose the prompts used at each stage of our process.

### E.1 Knowledge Extraction Prompt for LLM

**Knowledge Extraction Prompt**  
  
**[Begin story excerpt]**  
“Christmas won’t be Christmas without any presents,” grumbled Jo. “It’s so dreadful to be poor!” sighed Meg, looking out the window at the snow-covered streets of Concord. “I don’t think it’s fair...”  
...  
“Glad to find you so merry, my girls,” said a cheery voice at the door... “A letter! A letter! Three cheers for Father!”  
**[End story excerpt]**  
  
**Named entities:**  
Jo / Jo March  
Meg / Margaret / Margaret March  
Amy  
Beth / Elizabeth  
March sisters  
Mrs. March / Marmee / Mother  
Father  
Concord  
Union Army  
  
**Knowledge graph edges:**  
1. Jo, Meg, Amy, Beth; in; March sisters  
2. March sisters; daughters of; Mrs. March, Father  
3. Mrs. March; mother of; March sisters  
...  
15. Mrs. March; brought home a letter from; Father  
  
**[Begin story excerpt]**  
{*scene of narrative*}  
**[End story excerpt]**

Figure 5: Simplified prompt for named entity recognition and knowledge graph edges generation.



## E.2 Narrative Summarization Prompt for LLM

### Narrative Summarization Prompt

This is a part of a script from a Movie. Read the following content carefully, then answer my question:

{*chunk of narrative*}

The script has ended now.

#### Summary instructions:

- Provide a detailed summary of the key characters' actions, emotions, and situations as reflected in the dialogue or context.
- Clearly state the outcome of the events.
- The summary should be between 2 to 5 sentences long.

Figure 6: Prompt for summarizing a chunk of narrative from a movie script.

## E.3 Atomic Fact Decomposition Prompt for LLM

### Atomic Fact Decomposition Prompt

I will give you a summary from a chunk of movie script.

Your task is to provide me with a list of atomic facts expressed in the given summary.

Each atomic fact should be described in a name-only third-person format.

Please separate each atomic fact with a '\n'.

Summary: {*sentence of summary*}

Figure 7: Prompt for extracting atomic facts from a movie script summary.

## E.4 Fact-Checking Prompt for NARRATIVEFACTSCORE

### Fact-Checking Prompt

Consider the given statement, the related scene, and the relationship subgraph.

Indicate whether the statement is supported by the scene and the relationship subgraph.

Negation of a false statement should be considered supported.

If the statement is true, output 1.

If the statement is false, output the reason why it is false.

Scene: {*retrieved scene*}

Relationship Subgraph: {*retrieved subgraph*}

Statement: {*atomic fact*}

Output:

Figure 8: Prompt for validating a summary against a scene and a relationship subgraph.

## E.5 Agent-based Refinement Prompt for LLM

**Agent-based Refinement Prompt**

Below is a part of the script from the titled movie.

- Script: *{chunk of narrative}*

Based on the 'Statement to Revise' and 'Reason for Revision', create a 'Revised Summary' of the 'Summary of the Script'.

Keep the revised summary concise and similar in length to the original summary.

Do not directly copy any part of the 'Script.'

If the 'Summary of the Script' is accurate, generate the original summary as is.

- Summary of the Script: *{initial summarization}*
- Statement to Revise 1: *{hallucinated fact atomic}* (Reason for Revision: *{feedback}*)
- ...
- Revised Summary:

Figure 9: Prompt for revising and summarizing a movie script based on feedback. Note that 'Statement to Revise' and 'Reason for Revision' correspond to the atomic fact and factuality feedback calculated in Figure 8.

## E.6 Factual Perturbation Prompt

**Narrative Summarization Prompt**

This sentence serves as a summary of a script. Rewrite this one-sentence summary by minimally replacing a few words in the original sentence to render it factually inaccurate, while keeping the original sentence structure intact.

Original sentence: *{original\_sentence}*

Rewritten sentence:

Figure 10: Prompt used to generate factual perturbations.