

ON ZERO-DIVISORS AND UNITS IN GROUP RINGS OF TORSION-FREE CAT(0) GROUPS

MANISHA GARG, IGOR MINEYEV

ABSTRACT. This paper addresses two of Kaplansky's conjectures concerning group rings $K[G]$, where K is a field and G is a torsion-free group: the Zero-Divisor Conjecture, which asserts that $K[G]$ has no non-trivial zero-divisors, and the Unit Conjecture, which asserts that $K[G]$ has no non-trivial units. While the Zero-Divisor conjecture still remains open, the Unit Conjecture was disproven by Gardam in 2021. The search for more counterexamples remains an open problem.

Let m and n be the length of support of two non-trivial elements $\alpha, \beta \in \mathbb{F}_2[G]$, respectively. We address these conjectures by introducing a process called left-alignment and recursively constructing the combinatorial structures associated to (m, n) which would yield counterexamples to both conjectures over the field \mathbb{F}_2 if they satisfy conditions $T_1 - T_4$. Such combinatorial objects are called oriented product structures of type (m, n) . We also present a computer-search that can be utilized to search for counterexamples of a certain geometry by significantly pruning the search space. We prove that a class CAT(0) groups with certain geometry cannot be counterexamples to these conjectures. Moreover, we prove that for $1 \leq m \leq 5$ and n any positive integer, there are no counterexamples to the conjectures such that the associated oriented product structures are of type (m, n) . With the aid of computer, we prove that, in fact, there are no such counterexamples of the length combination (m, n) where $1 \leq m, n \leq 13$.

1. INTRODUCTION

In 1956, I. Kaplansky [Kap57; Kap70] presented a list of several algebraic conjectures concerning group rings $K[G]$, where K is a field and G is a torsion-free group. Our paper focuses on two of these conjectures:

- (1) The *Zero-Divisor Conjecture*: $K[G]$ has no non-trivial zero-divisors.
- (2) The *Unit Conjecture*: $K[G]$ has no non-trivial units.

The unit conjecture has been studied extensively, with its origins traced back to Higman [Hig40a; Hig40b], who, in his doctoral thesis among other results, proved that all locally indicable groups satisfy this conjecture. In 2021, Gardam [Gar21] discovered the first counterexample to the unit conjecture over the field \mathbb{F}_2 , which was subsequently extended to fields of prime characteristic by Murray [Mur21].

The unit conjecture implies the zero-divisor conjecture (see [Pas77], Lemma 13.1.2) and both conjectures are known to hold true for a large class of groups. For torsion-free supersolvable groups [For73] and polycyclic-by-finite groups [FS76; Bro76], the zero-divisor conjecture is true. Both conjectures hold true for the class of unique-product groups [Coh74]. A group G is called

a *unique product group* if for any two finite sets A, B , there exists an element $g \in A \cdot B$ such that g can be uniquely expressed as $g = ab$, where $a \in A$ and $b \in B$, that is, $g \neq a'b'$ where $a' \neq a$ or $b' \neq b$. Examples of unique-product groups include linearly ordered groups and torsion-free abelian groups. Thus it might be fruitful to look for counterexamples among torsion-free non-unique product groups.

Constructing torsion-free non-unique product groups has been a challenging task. In 1987, Rips and Segev [RS87] constructed the first torsion-free non-unique product group using small cancellation theory. A year later, Promislow [Pro88], gave a simpler example of a non-unique product group P given as

$$(1) \quad P = \langle x, y \mid (x^2)^y = x^{-2}, (y^2)^x = y^{-2} \rangle$$

This group is known by several names in literature including Promislow group, Passman and Hantzsche–Wendt group. It is supersolvable and in particular, it is polycyclic. P contains the subgroup $H = \langle x^2, y^2, [x, y] \rangle \cong \mathbb{Z}^3$, extended by the Klein Four group $V_4 = C_2 \times C_2 \cong \langle xH, yH \rangle$. Apart from [Ste15; AS23; GMS15; Soe18] very few examples of non-unique product groups are known to us. Gardam’s counterexample to the unit conjecture comes from Promislow group P given in (1). However, P is known to satisfy the zero-divisor conjecture, since it is supersoluble (see [CP13]).

Several combinatorial and computational approaches have been utilized to search for counterexamples of these longstanding conjectures (for instance, see [Sch13; Soe18; Car14; BJ24; AT18; AJ19]). The second author in Theorem 4, [Min24] presents a list of combinatorial conditions which are sufficient to find counterexamples of these conjectures.

In this paper, we address the zero-divisor conjecture and the unit conjecture by introducing a process called ‘*left-alignment*’ and constructing an algorithm based on four combinatorial conditions T_1 through T_4 to search for counterexamples in the group ring $K[G]$, where $K = \mathbb{F}_2$ and G is a CAT(0) group constructed in [Min24].

Let $\alpha, \beta \in \mathbb{F}_2[G]$ be elements expressed as $\alpha = a_1 + \dots + a_m$ and $\beta = b_1 + \dots + b_n$. Recall that the support of an element $\alpha \in \mathbb{F}_2[G]$, denoted as $\text{supp}(\alpha)$, is the set $\{a_1, \dots, a_m\}$. Let $A := \text{supp}(\alpha)$ and $B := \text{supp}(\beta)$. Since the field is \mathbb{F}_2 , we can assume that all a_i are distinct and all b_j are distinct and thus $|A| = m$ and $|B| = n$. The product structure associated with $\alpha\beta$ is a combinatorial construct defined in terms of a partition P of $A \times B$. This product structure, denoted by $\Pi = (A, B, P)$, is said to be ‘‘oriented’’ if it satisfies certain conditions described in Section 2. By analyzing these oriented product structures, we aim to identify cases where Π provides a counterexample to either the zero-divisor conjecture or the unit conjecture. The sufficient conditions provided in Theorem 4 relate the structure of Π to properties such as girth and non-degeneracy of the associated combinatorial object. In this paper, we prove that one of the conditions never holds for an oriented product structure:

Theorem 1. *Let A and B be two finite sets and $\Pi = (A, B, P)$ be an orientable even or odd product structure with associated middle-link graph L_1 . Then the girth of L_1 is at most 4.*

A counterexample is said to be of type (m, n) if there exists an even or odd product structure $\Pi = (A, B, P)$ where $|A| = m$, $|B| = n$, and the partition P satisfies conditions T_1 through T_4 . When mn is even, such a Π yields a counterexample to the zero-divisor conjecture. When mn is odd, Π serves as a counterexample to the unit conjecture. We also prove:

Theorem 2. *There are no counterexamples of type (m, n) or (n, m) where $m \leq 5$ and n is a positive integer.*

For larger values of m and n , the combinatorial arguments to prove the existence or non-existence of counterexamples of type (m, n) become tedious as the number of cases grow exponentially with size. Thus it is beneficial to employ a computer-search. We introduce a process called left-alignment which is similar in spirit to the adequacy condition employed in [Sch13]. We develop an algorithm for a fixed length combination (m, n) and utilize the left-alignment condition and the combinatorial conditions $T_1 - T_4$ to prune the search space for the counterexamples significantly. We obtain the following strengthened variant of Theorem 2.

Theorem 3 (Computer-assisted). *There are no counterexamples of type (m, n) or (n, m) where*

- (1) $1 \leq m, n \leq 13$, or,
- (2) $m \in \{6, 7\}, 1 \leq n \leq 200$

Since these conjectures are known to hold for a large class of groups, a new direction towards identifying counterexamples was inspired by Gardam's example, which involves elements with a support length of 21. Extensive work has been done to rule out cases with smaller support lengths; see, for instance, [DHJ15]. However, since the number of potential cases grows exponentially with the product mn , historically, we have been able to reach until the sizes $(5, n)$.

In this paper, we effectively prune a significant number of pairs, narrowing the search space further to look for counterexamples. The Algorithm 1 is scalable to incorporate any topological or geometric condition that can be realized combinatorially. Furthermore, it can be generalized to facilitate searches in higher-dimensional CAT(0) cell complexes which might be the right space to look for counterexamples.

Structure of the paper. Section 2 provides the necessary definitions and preliminaries, including the notion of oriented product structures, two graphs, *taiko* and the *middle-link*, associated to product structures and the combinatorial conditions T_1 through T_4 . Section 3 presents the process of left-alignment for building subpartitions of $A \times B$ and an algorithm that can be utilized to create a list of all product substructures upto isomorphism. Section 4 contains the proof of Theorem 1 and Theorem 2. In Section 5 we state computational results and Theorem 3 and present several partial results regarding existing of product structures satisfying a subset of conditions $T_1 - T_4$.

Acknowledgments. This work was partially supported by Campus Research Board award RB22075. The first author acknowledges the support provided by the Margaret McNamara Education Grant. The authors also thank Haizi Yu for helpful conversations about the algorithm. The first author thanks Nathan Dunfield and Jake Rasmussen for many interesting conversations, and her advisor, Jeremy Tyson, for his guidance throughout this project.

2. PRELIMINARIES

In this paper, we will consider the case where the field is \mathbb{F}_2 . Let $\alpha, \beta \in \mathbb{F}_2[G]$ such that $\alpha = a_1 + \cdots + a_m$ and $\beta = b_1 + \cdots + b_n$. Recall that for an element $\alpha = a_1 + \cdots + a_m$, the support of α , denoted $\text{supp}(\alpha)$, is the set $\{a_1, \dots, a_m\}$. Since the field is \mathbb{F}_2 , we may assume that $|\text{supp}(\alpha)| = m$ and $|\text{supp}(\beta)| = n$.

Now, let $\alpha\beta = 0$ and mn be even. This implies

$$(2) \quad \sum_{i=1}^m \sum_{j=1}^n a_i b_j = 0.$$

Since all terms in $\alpha\beta$ cannot be distinct, at least two terms must be identical. Without loss of generality, assume $a_1 b_1 = a_2 b_2$. This implies $a_1 b_1 + a_2 b_2 = 0$. By induction on the number of terms in the sum, it follows that all terms in $\alpha\beta$ must occur in pairs of identical elements.

As a consequence, the product $\alpha\beta$ can be represented by a complete bipartite graph $\mathcal{G}(A, B)$, where $A = \{a_1, \dots, a_m\}$ and $B = \{b_1, \dots, b_n\}$ are two disjoint vertex sets. The edge set of $\mathcal{G}(A, B)$ is given by $\{(a, b) \mid a \in A, b \in B\}$, which corresponds to the Cartesian product $A \times B$. Each term in the product $\alpha\beta$ (2) corresponds to an edge in $A \times B$. A pair of two identical terms corresponds to the pairing of two vertical edges. Note that if $a_i b_j = a_{i'} b_{j'}$ then $a_i \neq a_{i'}$ and $b_j \neq b_{j'}$, because otherwise either $|\text{supp}(\alpha)| < m$ or $|\text{supp}(\beta)| < n$. Thus, in a pair, no two edges share the same vertex. We will call each pair a cell.

Similarly, for mn odd, consider the equation $\alpha\beta = 1$. This would lead to pairing of $mn - 1$ edges in the complete bipartite graph $\mathcal{G}(A, B)$. For the sufficiency of the existence of non-trivial zero-divisors and units in torsion-free group rings, there are additional combinatorial properties and structures associated with the bipartite graph and the pairing. In this section, we will describe the additional combinatorial constructs and the conditions that are sufficient for the existence of counterexamples to the zero-divisor conjecture and the unit conjectures.

2.1. Product Structures and Substructures. Let $\mathcal{G}(A, B)$ denote the complete bipartite graph on two non-empty finite sets $A = \{a_1, \dots, a_m\}$ and $B = \{b_1, \dots, b_n\}$ where m and n denote the cardinality of A and B , respectively. We will identify the edges in $\mathcal{G}(A, B)$, which we call the vertical edges, with the elements of the cartesian product $(a, b) \in A \times B$. We denote the set of vertical edges of $\mathcal{G}(A, B)$ by $E_{\mathcal{G}}$ and the set of vertices by $V_{\mathcal{G}}$ which is $A \sqcup B$.

Disjoint vertex condition

Given two finite sets A and B , a *partition* P of the edge set $A \times B$ is a collection of subsets $P = \{C_i\}_{i \in I}$, where I is an index set, such that $A \times B = \sqcup_{i \in I} C_i$ where the subsets C_i are

pairwise disjoint and their union equals $A \times B$. Each subset $C_i \subseteq A \times B$ (called a *cell*) satisfies the disjoint vertex condition if for any two distinct edges $(a, b), (a', b') \in C_i$, we have $a \neq a'$ and $b \neq b'$, i.e., no two edges in C_i share a common vertex. If $|C_i| = k$, the cell C_i is called a *k-cell*. A partition $P = \{C_i\}_{i \in I}$, where I is an index set, satisfies the *disjoint vertex condition* if each cell C_i satisfies the disjoint vertex condition. Finally, a *product structure* is a triple $\Pi = (A, B, P)$, where:

- A and B are finite sets,
- P is a partition of $A \times B$ satisfying the disjoint vertex condition.

By a *subpartition* S of the edge set $A \times B$, we mean $S = \{C_i\}_{i \in I}$ where I is an index set such that $C_i \subseteq A \times B$ and $\sqcup_{i \in I} C_i \subseteq A \times B$. Each C_i is called a cell. A subpartition $S = \{C_i\}_{i \in I}$ where I is an index set is said to satisfy the disjoint vertex condition if each cell C_i satisfies the disjoint vertex condition. Given two finite sets A, B and a subpartition S satisfying the disjoint vertex condition, a *product substructure* is a triple (A, B, S) .

Let P be a partition or a subpartition. P is called *even* if each cell in P is a 2-cell. P is called *odd* if exactly one cell is 1-cell and rest of the cells in P are 2-cells.

2.2. Taiko, the Product Graph. Given a product structure or substructure $\Pi = (A, B, P)$, we will associate with Π oriented horizontal edges, an oriented graph on A , denoted \mathbb{L}_A , and an oriented graph on B , denoted \mathbb{L}_B .

Horizontal edges

Given $\Pi = (A, B, P)$, define the sets \bar{E}_A and \bar{E}_B as below:

$$\begin{aligned} \bar{E}_A &:= \{\{a, a'\} \mid a, a' \in A \text{ and } \exists b, b' \in B \text{ such that } \{(a, b), (a', b')\} \in P\} \\ \bar{E}_B &:= \{\{b, b'\} \mid b, b' \in B \text{ and } \exists a, a' \in A \text{ such that } \{(a, b), (a', b')\} \in P\} \\ \bar{E}_{AB} &:= \bar{E}_A \sqcup \bar{E}_B \end{aligned}$$

The set \bar{E}_A is called the set of *horizontal edges on A* with respect to Π and the set \bar{E}_B is called the set of *horizontal edges on B* with respect to Π .

Example 1. Let $A = \{a_1, a_2, a_3\}$ and $B = \{b_1, b_2, b_3, b_4\}$. Let $P = \{\{(a_1, b_1), (a_2, b_2)\}, \{(a_1, b_2), (a_2, b_3)\}\}$ be a subpartition of $A \times B$ then $\bar{E}_A = \{\{a_1, a_2\}\}$ and $\bar{E}_B := \{\{b_1, b_2\}, \{b_2, b_3\}\}$.

Orientation of horizontal edges

Define E_A and E_B as below:

$$\begin{aligned} (3) \quad E_A &:= \{(a, a') \mid a, a' \in A \text{ and } \exists b, b' \in B \text{ such that } \{(a, b), (a', b')\} \in P\} \\ (4) \quad E_B &:= \{(b, b') \mid b, b' \in B \text{ and } \exists a, a' \in A \text{ such that } \{(a, b), (a', b')\} \in P\} \\ (5) \quad E_{AB} &:= E_A \sqcup E_B \end{aligned}$$

For instance, in Example 1, $E_A = \{(a_1, a_2), (a_2, a_1)\}$ and $E_B = \{(b_1, b_2), (b_2, b_3), (b_2, b_1), (b_3, b_2)\}$.

Definition 2.1 (Orientation). *An orientation on Π is a function $O : \bar{E}_{AB} \rightarrow E_{AB}$ such that*

- for each $\{a, a'\} \in \bar{E}_A$, $O(\{a, a'\}) = (a, a')$ or $O(\{a, a'\}) = (a', a)$,
- for each $\{b, b'\} \in \bar{E}_B$, $O(\{b, b'\}) = (b, b')$ or $O(\{b, b'\}) = (b', b)$, and
- for each 2-cell $\{(a, b), (a', b')\} \in P$,

$$\begin{aligned} O(\{a, a'\}) &= (a, a') \text{ and } O(\{b, b'\}) = (b, b') \text{ or} \\ O(\{a, a'\}) &= (a', a) \text{ and } O(\{b, b'\}) = (b', b) \end{aligned}$$

Definition 2.2 (Orientable product substructure). *A product structure or substructure $\Pi = (A, B, P)$ is called orientable if there exists an orientation on Π .*

For instance, in Example 1, $O(\{a_1, a_2\}) = (a_1, a_2)$ and $O(\{b_1, b_2\}) = (b_1, b_2)$. This implies $O(\{b_2, b_3\}) = (b_2, b_3)$. Note that if a product substructure $\Pi = (A, B, S)$ is not orientable then for any product substructure $\Pi' = (A, B, S')$ such that $S \subset S'$, Π' is not orientable as well.

Example 2. *Let A and B be two finite sets. Let $C_1 = \{(a_1, b_1), (a_2, b_2)\}$ and $C_2 = \{(a_1, b_2), (a_2, b_1)\}$ as illustrated in Figure 1. Consider $\Pi = (A, B, P)$ where $P = \{C_1, C_2\}$. For C_1 , the horizontal edges are $\{a_1, a_2\}$ and $\{b_1, b_2\}$. Let $O(\{a_1, a_2\}) = (a_1, a_2)$. Then $O(\{b_1, b_2\}) = (b_1, b_2)$ by Definition 2.1. Since C_2 consists of horizontal edges $\{a_1, a_2\}$ and $\{b_1, b_2\}$ as well, $O(\{b_1, b_2\}) = (b_2, b_1)$ which is a contradiction. By a similar argument, $O(\{a_1, a_2\}) = (a_2, a_1)$ yields to a contradiction. This also proves that there is no orientable even product structure for $A = \{a_1, a_2\}$ and $B = \{b_1, b_2\}$.*

Horizontal graphs

To an orientable product substructure Π , we associate two directed graphs, \mathbf{L}_A and \mathbf{L}_B , on the sets of vertices A and B , respectively. The edges of \mathbf{L}_A are determined by E_A : if $(a, a') \in E_A$, there is a directed edge from a to a' . Similarly, the edges of \mathbf{L}_B are determined by E_B : if $(b, b') \in E_B$, there is a directed edge from b to b' . We then define the combined graph \mathbf{L}_{AB} as the disjoint union of \mathbf{L}_A and \mathbf{L}_B :

$$(6) \quad \mathbf{L}_{AB} := \mathbf{L}_A \sqcup \mathbf{L}_B.$$

Let us consider an example to illustrate the failure of orientability for a product substructure Π . Let A and B be two finite sets. Consider the product structure $\Pi = (A, B, P)$, where $P := C_1, C_2$ and:

$$C_1 := \{(a_1, b_1), (a_2, b_2)\}, \quad C_2 := \{(a_1, b_2), (a_2, b_1)\}.$$

For the cell C_1 , the horizontal edges are a_1, a_2 and b_1, b_2 . Assume the orientation function O satisfies $O(a_1, a_2) := (a_1, a_2)$. Then, by Definition 2.1, $O(b_1, b_2) = (b_1, b_2)$ to maintain consistent orientation for the horizontal edges of C_1 . Next, consider C_2 . The horizontal edges of C_2 are also a_1, a_2 and b_1, b_2 . To satisfy the orientation condition for C_2 , we would need $O(b_1, b_2) = (b_2, b_1)$ to match the edge configuration of C_2 . This leads to a contradiction, as $O(b_1, b_2)$ cannot

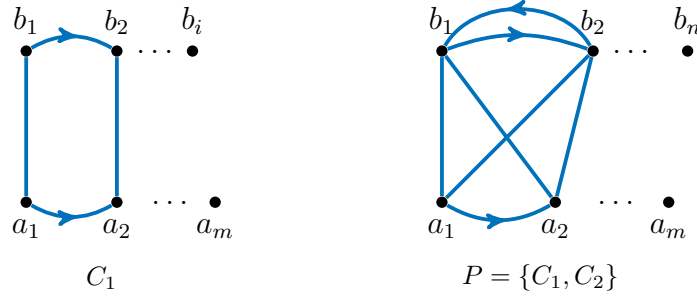


FIGURE 1. Left: For C_1 , $O(\{a_1, a_2\}) = (a_1, a_2)$ and $O(\{b_1, b_2\}) = (b_1, b_2)$. Right: For C_2 , $O(\{a_1, a_2\}) = (a_1, a_2)$ and $O(\{b_1, b_2\}) = (b_2, b_1)$, showing a contradiction in orientation.

simultaneously be (b_1, b_2) for C_1 and (b_2, b_1) for C_2 . A similar contradiction arises if we assume $O(\{a_1, a_2\}) := (a_2, a_1)$ instead. Thus, the product structure Π is not orientable.

For an orientable product structure $\Pi = (A, B, P)$, the associated graph \mathbb{L}_{AB} cannot contain multiple edges between any pair of vertices.

In this paper, we will be interested in product substructures (or structures) $\Pi = (A, B, P)$ where P is either an even or an odd subpartition. Throughout the paper by an edge (x, y) we mean a directed edge from vertex x to vertex y and by an edge $\{x, y\}$ we mean an undirected edge between the vertices x and y .

Taiko, the product graph To a product substructure, we will associate two graphs. Taiko is one of the graphs associated to a product substructure.

Definition 2.3 (Taiko). *Let $\Pi = (A, B, P)$ be a product substructure, where A and B are finite sets and $P = \bigsqcup_{i \in I} C_i$ is either even or odd subpartition of $A \times B$ indexed by I . Let $E = \{(a, b) \mid (a, b) \in C_i, i \in I\} \subset A \times B$, representing a subset of vertical edges of the bipartite graph $\mathcal{G}(A, B)$.*

A taiko, also called a product graph, denoted as $\mathcal{T}(\Pi)$, is a directed graph constructed from the product structure Π , with the following components:

- *The set of vertices is the disjoint union of A and B , i.e., $V(\mathcal{T}) = A \sqcup B$,*
- *The edge set is $E_{\mathcal{T}} = E_{AB} \sqcup E$, where:*
 - *E_{AB} are the horizontal edges of $\mathbb{L}_A \sqcup \mathbb{L}_B$ as given in (5),*
 - *E is the vertical edge set as defined earlier.*

Convention: A taiko $\mathcal{T}(\Pi)$ is illustrated by placing A at the bottom and B at the top. A vertical edge $(a, b) \in A \times B$ is drawn whenever there exists a 2-cell in P containing (a, b) .

All horizontal edges from the set E_{AB} are also included. The orientation of vertical edges is typically omitted in the illustration, as it does not affect the theoretical structure of the taiko.

Example 3. Let $A = \{a_1, a_2, a_3, a_4\}$, $B = \{b_1, b_2, b_3, b_4\}$ and let $P = \bigsqcup_{i=1}^8 C_i$ be an even partition such that $C_1 = \{(a_1, b_1), (a_2, b_2)\}$, $C_2 = \{(a_1, b_2), (a_3, b_3)\}$, $C_3 = \{(a_2, b_1), (a_3, b_2)\}$, $C_4 = \{(a_1, b_3), (a_4, b_4)\}$, $C_5 = \{(a_2, b_3), (a_4, b_1)\}$, $C_6 = \{(a_1, b_4), (a_3, b_1)\}$, $C_7 = \{(a_2, b_4), (a_4, b_2)\}$, $C_8 = \{(a_4, b_3), (a_3, b_4)\}$. For each 2-cell C_i , no two edges share a common vertex, that is, if $C_i = \{(a, b), (a', b')\}$ then $a \neq a'$ and $b \neq b'$. Each C_i satisfies the disjoint vertex condition and hence, P satisfies the disjoint vertex condition. This gives us a product structure $\Pi = (A, B, P)$. We can visualize Π as the bipartite graph $\mathcal{G}(A, B)$ such that each cell corresponds to a pair of edges of this bipartite graph $\mathcal{G}(A, B)$ as shown in Figure 2.

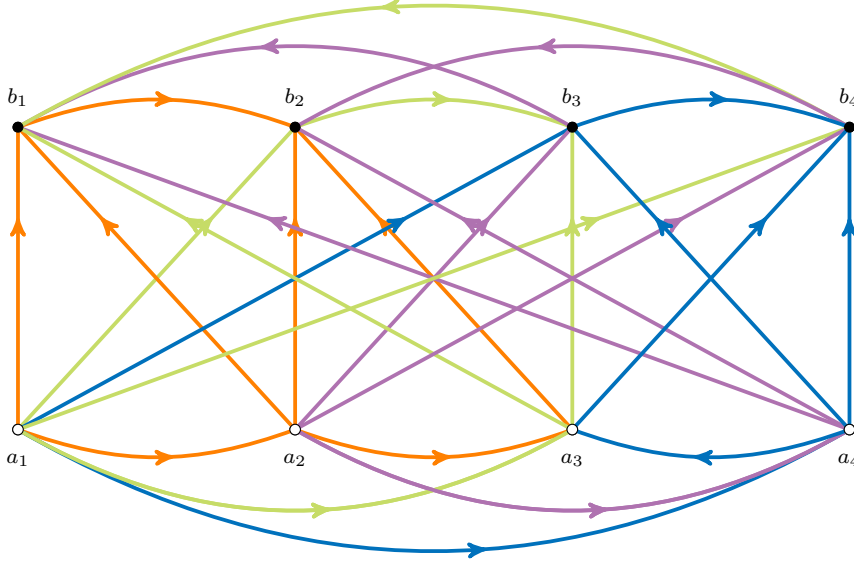
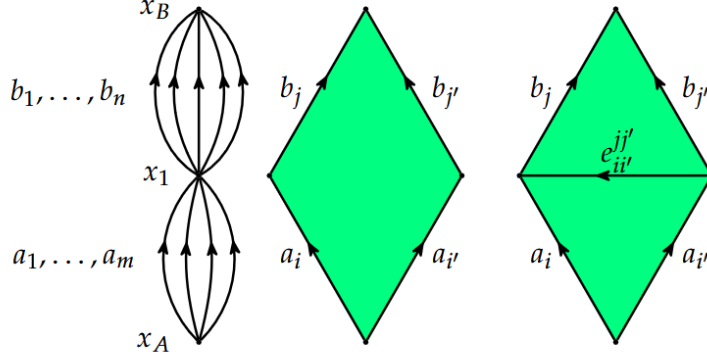


FIGURE 2. $(m, n) = (4, 4)$. The product graph. The 8 2-cells of the partition are split into 4 colors: orange, green, blue and purple

We now check orientability of the product structure $\Pi = (A, B, P)$. Let $O(\{a_1, a_2\}) := (a_1, a_2)$ then $O(\{b_1, b_2\}) = (b_1, b_2)$. From cell C_3 , we have $O(\{a_2, a_3\}) = (a_2, a_3)$. Similarly, let $O(\{a_1, a_3\}) := (a_1, a_3)$ then $O(\{b_2, b_3\}) = (b_2, b_3)$. Proceeding in the similar fashion, we see that Π is orientable. The edge set of \mathcal{L}_A is $\{(a_1, a_2), (a_2, a_3), (a_1, a_3), (a_1, a_4), (a_2, a_4), (a_3, a_4)\}$ and the edge set of \mathcal{L}_B is $\{(b_1, b_2), (b_1, b_3), (b_1, b_4), (b_2, b_3), (b_2, b_4), (b_3, b_4)\}$. Both \mathcal{L}_A and \mathcal{L}_B are complete graphs on their respective set of vertices. A product graph, or a taiko, corresponding to the orientable product structure Π is shown in Figure 2.

Note: We will not show the direction on vertical edges of the graph.

FIGURE 3. The complexes X_Π and Y_Π

Equivalence classes

We define a relation \sim on the set \bar{E}_{AB} as $\{a, a'\} \sim \{b, b'\}$ if there exists a cell C of the form $\{(a, b), (a', b')\}$ or $\{(a, b'), (a', b)\}$. This is an equivalence relation and we color the edges of each equivalence class with one color. To the cell C we assign the same color as that of horizontal edge $\{a, a'\}$ or $\{b, b'\}$. Similarly, for oriented product substructures, Π , an edge (a, a') (or (b, b')) inherits the same color as the edge $\{a, a'\}$ (or $\{b, b'\}$). Thus this equivalence relation is an equivalence relation on E_{AB} as well.

For example, Figure 2 depicts a taiko on $\Pi = (A, B, P)$, where $|A| = 4$, $|B| = 4$, and P is as described in Example 3. The equivalence classes of E_{AB} are:

$$\begin{aligned} & \{(a_1, a_2), (a_2, a_3), (b_1, b_2)\}, \{(a_1, a_3), (b_4, b_1), (b_2, b_3)\}, \\ & \{(a_2, a_4), (b_3, b_1), (b_4, b_2)\}, \{(a_1, a_4), (a_3, a_4), (b_3, b_4)\} \end{aligned}$$

illustrated as orange, green, purple, and blue in Figure 2.

2.3. Two-Dimensional Cell Complexes for Product Structures. For each product structure $\Pi = (A, B, P)$, where $A = \{a_1, \dots, a_m\}$, $B = \{b_1, \dots, b_n\}$, and P is a partition (either even or odd) satisfying the disjoint vertex condition, Mineyev [Min24] defines two two-dimensional cell complexes, X_Π and Y_Π , as follows:

(1) Construction of X_Π .

- 0-cells: Begin with a graph containing three vertices: x_A , x_1 , and x_B .
- 1-cells: Add m oriented edges labeled a_1, \dots, a_m , each going from x_A to x_1 and add n oriented edges labeled b_1, \dots, b_n , each going from x_1 to x_B .
- 2-cells: For each pair of edges (a_i, b_j) and $(a_{i'}, b_{j'})$ in P , attach a 2-dimensional square cell along the closed loop $a_i b_j b_{j'}^{-1} a_{i'}^{-1}$ in the graph.

This forms the 2-complex X_Π , as illustrated in Figure 3.

(2) Construction of Y_Π .

The complex Y_Π is derived from X_Π through a process of *2-folding (origami)*:

- *Additional Edges*: Within each 2-cell of X_Π , corresponding to the pair (a_i, b_j) and $(a_{i'}, b_{j'})$ in P , draw an additional edge $e_{i'i'}^{jj'}$ from x_1 to x_1 , as depicted in Figure 3. These are referred to as *middle edges*. Each middle edge has an orientation, with its reverse denoted as $(e_{i'i'}^{jj'})^{-1}$.
- *Identifications and Folding*: Perform identifications of edges and triangles based on certain configurations of 2-cells in P . For more details, see [Min24].

The resulting 2-complex after these additions and identifications is denoted as Y_Π .

We obtain a complex \bar{X}_Π by identifying the three vertices of X_Π into one vertex. \bar{X}_Π can be described by the presentation complex of the presentation

$$\langle a_1, \dots, a_m, b_1, \dots, b_n \mid a_i^{-1} a_{i'} b_{j'} b_j^{-1} \text{ for } \{(a_i, b_j), (a_{i'}, b_{j'})\} \in P \rangle$$

The group given by the above presentation is isomorphic to $\pi_1(\bar{X}_\Pi)$, denoted as \bar{G}_Π .

Definition 2.4 (Full universal group of Π). \bar{G}_Π is called the *full universal group of the product structure Π* .

2.4. The Middle Link. Links of the vertices x_A and x_B in Y_Π are isomorphic to the horizontal graphs \mathbf{L}_A and \mathbf{L}_B respectively. By the middle link of Π , denoted \mathbf{L}_1 , we will mean the middle link of the complex Y_Π , that is, the link of the middle vertex x_1 in Y_Π .

Combinatorial construction of \mathbf{L}_1 :

Given an oriented product structure $\Pi = (A, B, P)$ where A and B are two finite sets and P is either an even or an odd partition satisfying the disjoint vertex condition, let k be the number of equivalence classes for E_{AB} . Each equivalence class corresponds to a distinct color in $\mathcal{T}(\Pi)$. From now on, we will use the terms *i^{th} color* and *i^{th} class* interchangeably to refer to the color in the taiko diagram $\mathcal{T}(\Pi)$ corresponding to the i^{th} equivalence class of edges in E_{AB} . We construct \mathbf{L}_1 as follows:

- For each equivalence class (or color) i , we introduce two vertices: (i, in) and (i, out) . Thus, for k equivalence classes, there are $2k$ new vertices. These vertices are referred to as the *middle vertices*, denoted by the set $M = \{(i, \text{in}), (i, \text{out}) \mid i = 1, \dots, k\}$.
- *Vertex Set of \mathbf{L}_1* : The complete vertex set of the middle link is $A \sqcup B \sqcup M$.
- *Edge Set of \mathbf{L}_1* : To define the edges in \mathbf{L}_1 , we consider all directed horizontal edges in the taiko $\mathcal{T}(\Pi)$. For each directed horizontal edge (x, y) in $\mathcal{T}(\Pi)$, if this edge belongs to the i^{th} equivalence class, the following edges are added to \mathbf{L}_1 :
 - $\{x, (i, \text{out})\}$: Connects the vertex $x \in A \sqcup B$ to the middle vertex $(i, \text{out}) \in M$.

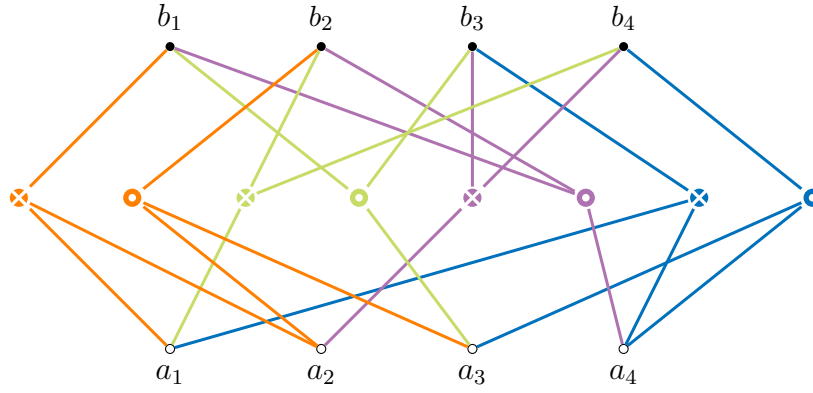


FIGURE 4. The middle link L_1 corresponding to Figure 2. A vertex with i^{th} color and a cross represents $(i^{\text{th}}$ color, out) and a vertex with i^{th} color and a dot represents $(i^{\text{th}}$ color, in).

– $\{y, (i, \text{in})\}$: Connects the vertex $y \in A \sqcup B$ to the middle vertex $(i, \text{in}) \in M$.

Note that, by definition, L_1 is an undirected graph. For visualization, we place the vertices corresponding to A at the bottom, those corresponding to B at the top, and the middle vertices M in between.

Example. For the product structure and taiko in Example 3, we have 4 colors and hence for L_1 , the vertex set is $A \sqcup B \sqcup M$ where

$$M = \{(orange, in), (orange, out), (green, in), (green, out), (purple, in), (purple, out), (blue, in), (blue, out)\}$$

Figure 4 illustrates the middle link L_1 .

Thus to an even or an odd product structure $\Pi = (A, B, P)$ we can associate two graphs: taiko $\mathcal{T}(\Pi)$ and the middle link graph L_1 .

2.5. Combinatorial Conditions on Product Substructures. Our goal is to find a product structure $\Pi = (A, B, P)$ that satisfies the conditions $T_1 - T_4$:

- T_1 , orientation. There exists a orientation function O as in Definition (2.1). Thus we want Π to be orientable (Definition (2.2)).

Each of the conditions below is under the assumption that Π is orientable.

- T_2 , no-fold. A *fold* in a taiko is a pair of horizontal edges that are incident to the same vertex $v \in A \sqcup B$, have the same color, and the same direction at v , meaning that they are either both incoming towards v or both outgoing from v . Π is said to satisfy no-fold

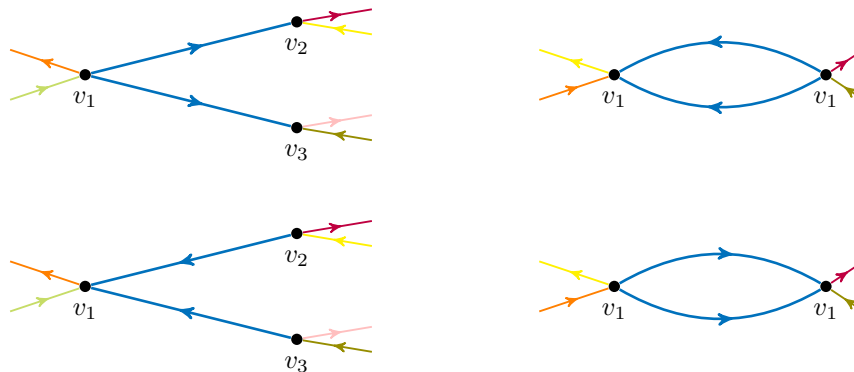


FIGURE 5. Kinds of folds: folds shown on the right cannot occur if Π is orientable.

condition if there is no-fold at any vertex in a taiko. For instance, the taiko in Figure ?? has no fold. Note that the fold on the right shown in Figure 5 cannot occur at any vertex due to the definition of E_{AB} .

- T_3 , no-pattern. A pattern in a taiko is an unordered pair of colors of horizontal edges together with their orientations, that occur incident at a common vertex v in $L_{AB} = L_A \cup L_B$. That is, a pattern is a pair of the form $\{(c_1, d_1), (c_2, d_2)\}$, where c_1 and c_2 are colors, and $d_1, d_2 \in \{\text{in}, \text{out}\}$. The no-pattern condition says that a given product structure has no repeating patterns. That is, each pattern occurs at most once in L_{AB} .
- T_4 , triple-girth. The *girth* of a graph G , denoted $\text{girth}(G)$, is the minimum of the lengths of nonconstant injective loop in G , where each edge is considered to be of length 1. This minimum is ∞ if and only if the graph G is a forest. The *half-girth* of a graph G , denoted $\text{half-girth}(G)$, is defined as $\text{girth}(G)/2$.

The condition $\text{girth}(p, q)$ requires that $\text{girth}(L_{AB}) \geq p$ and $\text{half-girth}(L_1) \geq q$. The triple girth condition is satisfied if $\text{girth}(p, q)$ equals one of the following pairs: $(p, q) = (6, 3)$, $(p, q) = (4, 4)$, or $(p, q) = (3, 6)$.

Note that repetition of pattern at at least two distinct vertices generated a cycle of girth 4 in L_1 and hence $\text{half-girth}(L_1) \leq 2$. Therefore, it is sufficient to consider conditions T_1, T_2 and T_4 and omit T_3 .

Theorem 4 (Theorem 27 in [Min24]). *For the conjunctions:*

- (1) orientation and $\text{girth}(6, 3)$,
- (1') orientation, no-fold, no-pattern, and $\text{girth}(L_{AB}) \geq 6$,
- (2) orientation and $\text{girth}(6, 3)(4, 4)(3, 6)$,

(2') orientation, no-fold, and $\text{girth}(6, 3)(4, 4)(3, 6)$

the following implications hold: $(1) \iff (1'), (2) \iff (2'), (1) \implies (2) \implies (3)$.

If a product structure Π of size (m, n) satisfies at least one of the conjunctions (1), (1'), (2), (2'), then Π is non-degenerate, and both universal groups G_Π and \bar{G}_Π are torsion-free.

In particular, if $m \geq 2$ and $n \geq 2$, then the associated elements a_Π and b_Π in $\mathbb{Z}_2\bar{G}_\Pi$ provide a counterexample to the unit conjecture when mn is odd, and a counterexample to the zero-divisor conjecture when mn is even. If, in addition, the product structure admits a signature, then the associated elements a_Π and b_Π in $R\bar{G}_\Pi$ give such counterexamples over any ring R with unity.

3. OUR APPROACH

Throughout this paper, we focus only on even and odd product structures. While the approach can be extended to more general product structures, such extensions fall outside the scope of this work.

3.1. Decreasing Conditions. The goal is to search for counterexamples of the conjectures by building a product structure recursively by starting from an empty product substructure. This subsection outlines how the combinatorial conditions facilitate the recursive process.

Lemma 1. *Let $\mathcal{G}_1 = (V_1, E_1)$ and $\mathcal{G}_2 = (V_2, E_2)$ be two finite graphs such that $V_1 = V_2$ and $E_1 \subseteq E_2$, then $\text{girth}(\mathcal{G}_1) \geq \text{girth}(\mathcal{G}_2)$.*

Proof. Since $E_1 \subseteq E_2$, \mathcal{G}_1 can be viewed as a subgraph of \mathcal{G}_2 with the same vertex set and possibly fewer edges. We consider two cases.

Case 1: \mathcal{G}_1 has no cycles. In this case we will say that $\text{girth}(\mathcal{G}_1) = \infty$. The girth of \mathcal{G}_2 is finite (if it contains a cycle) and infinite otherwise.

Case 2: \mathcal{G}_1 contains cycles. Any nontrivial edge-loop in \mathcal{G}_1 is a nontrivial edge-loop in \mathcal{G}_2 . Hence minimum of their lengths is larger for \mathcal{G}_1 . In both cases, we have shown that $\text{girth}(\mathcal{G}_1) \geq \text{girth}(\mathcal{G}_2)$. \square

Corollary 1. *Let $\Pi = (A, B, P)$ and $\Pi' = (A, B, P')$ be two product substructures such that $P \subseteq P'$. Let \mathbb{L}_{AB} and \mathbb{L}'_{AB} be horizontal graphs associated to Π and Π' , respectively, as defined in (6). Then, $\text{girth}(\mathbb{L}'_{AB}) \leq \text{girth}(\mathbb{L}_{AB})$.*

Moreover, if \mathbb{L}_1 and \mathbb{L}'_1 denote middle links for Π and Π' , respectively, then $\text{half-girth}(\mathbb{L}'_1) \leq \text{half-girth}(\mathbb{L}_1)$.

Proof. Since A and B are fixed finite sets for both P and P' , $\mathbb{L}_A, \mathbb{L}'_A$ are graphs on the same vertex set A such that edges of \mathbb{L}_A are contained in the set of edges for \mathbb{L}'_A . Similarly, $\mathbb{L}_B, \mathbb{L}'_B$ are graphs on the same vertex set B such that edges of \mathbb{L}_B are contained in the set of edges for \mathbb{L}'_B . In particular, \mathbb{L}_{AB} and \mathbb{L}'_{AB} are graphs on the same vertex set $A \sqcup B$ such that edges of \mathbb{L}_{AB} are contained in the set of edges for \mathbb{L}'_{AB} . Thus by Lemma 1, the result follows.

Let L_1 and L'_1 be the middle link graphs for Π and Π' respectively. Since $P \subseteq P'$, the graph L_1 can be viewed as subgraph of L'_1 where the vertex set (and edge set) of L_1 is subset of the vertex set (and edge set) of L'_1 . Thus by Lemma 1 the result follows. \square

This lemma shows that as we create a larger subpartition of $A \times B$ by adding more cells, we decrease the girth of the horizontal graph and of the middle link.

Definition 3.1 (Decreasing condition). *Let A and B be two finite sets, and let $\Pi = (A, B, P)$ and $\Pi' = (A, B, P')$ be product substructures such that $P \subseteq P'$. A condition T is said to be decreasing if the following holds: If T fails for Π , then T must also fail for Π' .*

Equivalently, T satisfies the hereditary property in reverse: If T holds for Π' , it must also hold for Π .

Lemma 2. *Let A and B be two finite sets, and let $\Pi = (A, B, P)$ and $\Pi' = (A, B, P')$ be product substructures such that $P \subseteq P'$. The conditions $T_1 - T_4$ are decreasing conditions, that is, if the conditions $T_1 - T_4$ are satisfied by Π' then they are also satisfied by Π .*

Proof. Let $\Pi = (A, B, P)$ and $\Pi' = (A, B, P')$ be two partitions such that $P \subseteq P'$.

T_1 , **orientation**: Assume that Π' satisfies the orientation condition T_1 . This means there exists an orientation function O (as defined in Definition (2.1)) that provides a consistent orientation for the partition P' . Since $P \subseteq P'$, the orientation function O , which orients the elements of P' , is orients the elements of P , as all cells in P are contained within P' .

Thus, if T_1 is satisfied by Π' , it must also be satisfied by Π , because the orientation function O remains valid for the smaller partition P . Conversely, if T_1 is not satisfied by Π , it implies that no orientation function exists for P . Since $P \subseteq P'$, the orientation function O cannot exist for P' either.

T_2 , **no-fold**: Assume that Π' satisfies the no-fold condition, meaning there is no fold at any vertex in the taiko for the partition P' . Since $P \subseteq P'$, all edges in P are also present in P' . If there were a fold at some vertex in P , this would imply that two horizontal edges in P have the same color and the same direction at a common vertex v . However, since these edges are also part of P' (as $P \subseteq P'$), this would contradict the fact that Π' satisfies the no-fold condition. Therefore, no such fold can exist in P if Π' satisfies T_2 .

Conversely, if T_2 is not satisfied by Π , meaning a fold occurs in P , then this fold would also be present in P' because $P \subseteq P'$, which implies that T_2 cannot be satisfied by Π' .

T_3 , **no-pattern**: Assume that Π' satisfies the no-pattern condition T_3 , meaning no repeating pattern occurs in the partition P' . Since $P \subseteq P'$, any pattern occurring in P is also a pattern in P' . If there were a repeating pattern in P , then that same repeating pattern would also occur in P' , as all edges and vertices in P are also present in P' . This would contradict the assumption that Π' satisfies the no-pattern condition. Therefore, no repeating pattern can occur in P if Π' satisfies T_3 .

Conversely, if T_3 is not satisfied by Π , meaning a repeating pattern occurs in P , then this pattern must also be present in P' , as $P \subseteq P'$. Hence, T_3 cannot be satisfied by Π' .

T_4 , triple-girth: This follows from Corollary 1. \square

Before adding a 2-cell to a subpartition P , we relabel the cell using a process called Left-Alignment, which ensures the indices conform to a lexicographic order relative to the subpartition P .

3.2. Left-Alignment. Throughout this section, let $A := \{a_1, \dots, a_m\}$ and $B := \{b_1, \dots, b_n\}$ denote two fixed finite sets. Let $P := \{C_i\}_{i \in I}$ be a subpartition for an index set I where each $C_i = \{(a_{i'_1}, b_{i''_1}), (a_{i'_2}, b_{i''_2})\}$ such that $i'_j \in \{1, \dots, m\}$ and $i''_j \in \{1, \dots, n\}$ for $j = 1, 2$. Define

$$\begin{aligned}\lambda_a &:= \max_{j \in \{1, 2\}} \{i'_j \mid i \in I\} \\ \lambda_b &:= \max_{j \in \{1, 2\}} \{i''_j \mid i \in I\}\end{aligned}$$

Convention: We define $\lambda_a = 0$ and $\lambda_b = 0$ for the empty subpartition. λ_a and λ_b track the highest index of vertices used from A and B , respectively, to create the subpartition P .

Consider the ordered lists of vertices $A_o = (a_1, \dots, a_m)$ and $B_o = (b_1, \dots, b_n)$. Let

$$C := \{(a_{k_1}, b_{k_2}), (a_{l_1}, b_{l_2})\}$$

be a 2-cell such that $C \cap C_i = \emptyset$ for each $i \in I$. *Left-alignment* is a process of relabeling the 2-cell C with respect to a subpartition $P = \{C_i\}_{i \in I}$ such that:

- If $k_1 > \lambda_a + 1$, we reorder the list A_o to obtain a reordered list (c_1, \dots, c_m) as follows:
 - The order of the first λ_a vertices in A_o does not change, that is, $c_i = a_i$ for $1 \leq i \leq \lambda_a$.
 - We reorder the remaining $m - \lambda_a$ vertices so that at the $(\lambda_a + 1)^{\text{th}}$ index in the reordered list we have a_{k_1} . This implies $c_{\lambda_a + 1} = a_{k_1}$. Note that if $l_1 > \lambda_a$, there is some $l' > \lambda_a + 1$ such that $c_{l'} = a_{l_1}$.
 - The cell C will be written as $C = \{(c_{\lambda_a + 1}, b_{k_2}), (c_{l'}, b_{l_2})\}$.
 - Without loss of generality, we can now rename the reordered list (c_1, \dots, c_m) as (a_1, \dots, a_m) such that $C = \{(a_{k_1}, b_{k_2}), (a_{l_1}, b_{l_2})\}$ where $k_1 = \lambda_a + 1$, $l_1 = l'$, and k_2, l_2 remain unchanged.
- Next, we repeat the step above for a_{l_1} by comparing l_1 against $\lambda_a + 1$ if $k_1 \leq \lambda_a$ and against $\lambda_a + 2$ if $k_1 > \lambda_a$.
- Once the process is completed for a_{k_1} and a_{l_1} , we perform a similar reordering for b_{k_2} by comparing k_2 against λ_b and lastly, for b_{l_2} by comparing l_2 against λ_b or $\lambda_b + 1$ depending on k_2 .

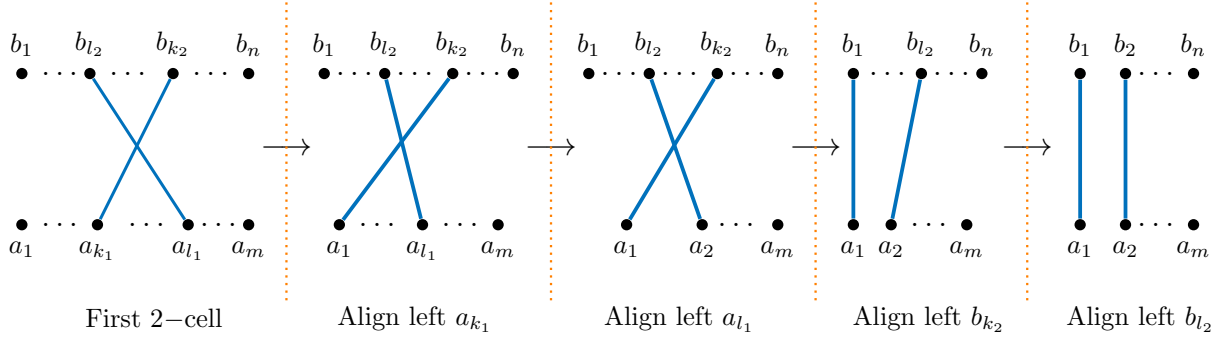


FIGURE 6. $P = \emptyset, C = \{(a_{k_1}, b_{k_2}), (a_{l_1}, b_{l_2})\}, \mathcal{A}(C, \emptyset) = \{(a_1, b_1), (a_2, b_2)\}$

At the end, we obtain a 2-cell $\{(a_{k_1}, b_{k_2}), (a_{l_1}, b_{l_2})\}$ such that $1 \leq k_1, l_1 \leq \lambda_a + 2$ and $1 \leq k_2, l_2 \leq \lambda_b + 2$. To emphasize this relabeling, we denote the resulting cell as $\mathcal{A}(C, P)$ and we say that $\mathcal{A}(C, P)$ is a *left-aligned* cell corresponding to the cell C and subpartition P . Whenever P is clear from the context, we shall write $\mathcal{A}(C)$ instead of $\mathcal{A}(C, P)$ for brevity.

Example 4. If $k_1, l_1 \leq \lambda_a$ and $k_2, l_2 \leq \lambda_b$ then $\mathcal{A}(C) = C$ for any partition P . If $k_1, l_1 > \lambda_a$ and $k_2, l_2 > \lambda_b$ then $\mathcal{A}(C) = \{(a_{\lambda_a+1}, b_{\lambda_b+1}), (a_{\lambda_a+2}, b_{\lambda_b+2})\}$ or $\mathcal{A}(C) = \{(a_{\lambda_a+1}, b_{\lambda_b+2}), (a_{\lambda_a+2}, b_{\lambda_b+1})\}$ for any partition P .

Example 5. Let P be the empty subpartition. $\lambda_a = 0$ and $\lambda_b = 0$. Let $C = \{(a_{k_1}, b_{k_2}), (a_{l_1}, b_{l_2})\}$ where $1 \leq k_1, k_2 \leq m, 1 \leq l_1, l_2 \leq n$.

If $k_1 = 1$, A_o is unchanged otherwise we reorder list to obtain (c_1, \dots, c_m) where $c_1 = a_{k_1}$ and the rest of the terms can be ordered lexicographically in the remaining a_i 's. We rename this list as (a_1, \dots, a_m) . So the cell $C = \{(a_1, b_{k_2}), (a_{l_1}, b_{l_2})\}$. Note that here l_1 might have changed from the index l_1 we began with due to reordering but $l_1 > 1$, thus, we apply the process of reordering to obtain $C = \{(a_1, b_{k_2}), (a_2, b_{l_2})\}$. Then we relabel by comparing k_2 against $\lambda_b + 1$ and lastly, we reorder by analyzing l_2 . The complete process is shown in Figure 6. At the end we obtain $\mathcal{A}(C) = \{(a_1, b_1), (a_2, b_2)\}$.

Lemma 3. Let $P = \{C_i\}_{i \in I}$ be a subpartition for an index set I . Let $C = \{(a_{k_1}, b_{k_2}), (a_{l_1}, b_{l_2})\}$ be a 2-cell such that $C \cap C_i = \emptyset$ for each i . Let $\mathcal{A}(C, P)$ be a left-aligned cell corresponding to C and P . If $P' := P \cup \{C\}$ and $\bar{P}' := P \cup \{\mathcal{A}(C)\}$, then P' and \bar{P}' correspond to isomorphic subgraphs of $\mathcal{G}(A, B)$.

Proof. Let G and \bar{G} be a subgraph of $\mathcal{G}(A, B)$ corresponding to P' and \bar{P}' , respectively. Two subgraphs G and \bar{G}' of $\mathcal{G}(A, B)$ are isomorphic if there exists a bijection $f : A \sqcup B \rightarrow A \sqcup B$ such that f preserves the structure of the graph. Specifically, $f(a_i) = a_{\pi(i)}$ for $i \in 1, \dots, m$, where π is a permutation of the indices of A , and $f(b_j) = b_{\sigma(j)}$ for $j \in 1, \dots, n$, where σ is a

permutation of the indices of B . Additionally, f maps edges in P' to edges in \bar{P}' , preserving adjacency.

To construct such a bijection f , we define it as follows. For vertices a_i with indices $i \leq \lambda_a$, $f(a_i) = a_i$, leaving these indices unchanged, as they remain unaffected by the Left-Alignment process. $f(a_{k_1}) = a_{k'_1}$ and $f(a_{l_1}) = a_{l'_1}$ where $k'_1, l'_1 \leq \lambda_a + 2$. This is given by composition of reordering of the $m - \lambda_a$ vertices in the process of left-alignment. Similarly, for vertices b_j with indices $j \leq \lambda_b$, we define $f(b_j) = b_j$, preserving the order for the first λ_b vertices of B . For the vertices b_{k_2} and b_{l_2} in the aligned-left cell $\mathcal{A}(C)$, we define $f(b_{k_2}) = b_{k'_2}$ and $f(b_{l_2}) = b_{l'_2}$, where $k'_2, l'_2 \leq \lambda_b + 2$.

For edges that are already in P , f acts as the identity map, leaving the subpartition structure unchanged. For the new cell C , f maps $(a_{k_1}, b_{k_2}) \mapsto (a_{k'_1}, b_{k'_2})$ and $(a_{l_1}, b_{l_2}) \mapsto (a_{l'_1}, b_{l'_2})$, which correspond to the edges in the aligned-left cell $\mathcal{A}(C)$. \square

Corollary 2. *There exists a unique left-aligned representative of the cell C up to isomorphism.*

Lemma 4. *Let P and C be as defined previously. If $P' := P \cup \{C\}$ and $\bar{P}' := P \cup \{\mathcal{A}(C, P)\}$ are two subpartitions, then the product structures $\Pi = (A, B, P')$ and $\bar{\Pi} = (A, B, \bar{P}')$ have isomorphic taikos, i.e., $\mathcal{T}(\Pi) \cong \mathcal{T}(\bar{\Pi})$. Moreover, for any two isomorphic taikos, their corresponding middle links are also isomorphic. In particular, if L_1 and $\bar{\mathsf{L}}_1$ denote the middle links corresponding to $\mathcal{T}(\Pi)$ and $\mathcal{T}(\bar{\Pi})$, respectively, then L_1 and $\bar{\mathsf{L}}_1$ are isomorphic graphs as well.*

We will say that two product structures Π and $\bar{\Pi}$ are isomorphic if their corresponding taikos $\mathcal{T}(\Pi)$ and $\mathcal{T}(\bar{\Pi})$ are isomorphic as graphs.

Proof. We use the same bijection function $f : A \sqcup B \rightarrow A \sqcup B$ as defined in Lemma 3.

If $\mathcal{T}(\Pi)$ has the horizontal edge (a_{k_1}, a_{l_1}) then it maps to $(a_{k'_1}, a_{l'_1})$ in $\mathcal{A}(C, P)$, preserving adjacency and directionality. This is because left-alignment reorders indices without flipping edge orientations. This induces the mapping of (b_{k_2}, b_{l_2}) to $(b_{k'_2}, b_{l'_2})$. If $\mathcal{T}(\Pi)$ has the horizontal edge (a_{l_1}, a_{k_1}) , it induces the maps $(a_{l_1}, a_{k_1}) \rightarrow (a_{l'_1}, a_{k'_1})$ and $(b_{l_2}, b_{k_2}) \rightarrow (b_{l'_2}, b_{k'_2})$. Similarly, the vertical edges (a_{k_1}, b_{k_2}) and (a_{l_1}, b_{l_2}) in C map to $(a_{k'_1}, b_{k'_2})$ and $(a_{l'_1}, b_{l'_2})$ in $\mathcal{A}(C, P)$.

Since $\mathcal{T}(\Pi)$ and $\mathcal{T}(\bar{\Pi})$ are isomorphic, they have equal number of equivalence classes, also referred to as colors. This implies L_1 and $\bar{\mathsf{L}}_1$ have equal number of vertices. We can extend the function f on $A \sqcup B \sqcup M$, where M are the middle vertices defined in the construction of L_1 , as $f(m) = m$ for all $m \in M$. This induces bijection between edges as well and hence, by the definition of middle link, L_1 and $\bar{\mathsf{L}}_1$ are isomorphic. \square

Definition 3.2 (Valid subpartition). *A subpartition S of $A \times B$ is called a valid subpartition if it satisfies the disjoint vertex condition and the corresponding product substructure $\Pi = (A, B, S)$ satisfies the combinatorial conditions T_1 through T_4 .*

Definition 3.3 (Child of a subpartition). *A subpartition P' is considered a child of subpartition P if $P \subsetneq P'$ and $|P'| = |P| + 1$, where P and P' are subpartitions of $A \times B$. Alternatively, P is called the parent of P' .*

By a valid child P' of a subpartition P we mean a valid subpartition P' which is a child of P .

Corollary 3. *If $\mathcal{T}(\Pi) = (A, B, P)$ and $\mathcal{T}(\Pi') = (A, B, P')$ are isomorphic then P is a valid subpartition if and only if P' is a valid subpartition.*

To left-align a cell $C = \{(a_{k_1}, b_{k_2}), (a_{l_1}, b_{l_2})\}$, we can start with either the edge (a_{k_1}, b_{k_2}) or (a_{l_1}, b_{l_2}) when reordering the vertices in sets A and B , as demonstrated in Example 4. This leads to multiple possible choices for the left-aligned cell $\mathcal{A}(C)$. However, given a subpartition P , all left-aligned cells corresponding to C are isomorphic to one another by Lemma 3 and they correspond to isomorphic taikos and middle-links by Lemma 4. This technique does not generate unique (up to isomorphism) subpartition, however, it significantly reduces a number of isomorphic subpartitions by choosing canonical representative of a cell that we need to add to a subpartition. For instance, there are $\binom{mn}{2}$ subpartitions with only one 2-cell. The left-alignment yields only one subpartition with one 2-cell. We will see more results later which were possible due to reduction of computations due to left-alignment.

We can utilize this technique in the algorithm by imposing a lexicographic ordering on the edges $A \times B$ and selecting the smallest edge according to this order to left-align C so that we choose only one representative of the cell C . Specifically, we order the edges such that $(a_i, b_j) < (a_k, b_l)$ if either $a_i < a_k$, or $a_i = a_k$ and $b_j < b_l$. Therefore, when we add a 2-cell C to a partition P , we only add a canonical representative of C which is left-aligned.

3.3. Description of the Algorithm. In this section, we present a depth-first search algorithm designed to give a collection of all possible product structures that satisfy the conditions T_1 through T_4 . Throughout this section, let $A := \{a_1, \dots, a_m\}$ and $B := \{b_1, \dots, b_n\}$ denote two fixed finite sets. This algorithm yields all partitions of $A \times B$ into *cells* such that each partition P satisfies the disjoint vertex condition and the corresponding $\Pi = (A, B, P)$ satisfies the conditions T_1 through T_4 . If mn is even, each cell of P consists of two edges, that is, each cell is a *2-cell*. If mn is odd, exactly one cell of P is a 1-cell and the rest are 2-cells. A partition is built recursively, starting with an empty subpartition or a 1-cell, and iterating by adding a 2-cell until either a full partition is achieved or the current subpartition fails to satisfy the conditions $\mathsf{T}_1 - \mathsf{T}_4$.

The Algorithm. The algorithm gives a tree where the root node is the empty subpartition and each node represents a valid subpartition of $A \times B$. This algorithm works for a fixed m and n where $|A| = m$ and $|B| = n$.

INITIALIZATION

The algorithm begins with the empty subpartition, denoted as $P_0 = \emptyset$. This can be viewed as the root node of the tree structure for the search.

RECURSIVE CONSTRUCTION

- (1) *Iteration*: Each iteration is referred to as '*exploring P*'. In each iteration, for a given subpartition P , the algorithm generates a list all possible children of P :
- *List All Children*: For a child P' of P , since $|P'| = |P| + 1$, we are adding exactly one new 2-cell to P . Therefore, listing all possible children corresponds to identifying all possible 2-cells that can be added to P .
 - *Choose Canonical Representatives Using "Left-Alignment"*: Once we have a list of all possible additional 2-cells, we apply the *Left-alignment* technique to select *canonical representatives* of these 2-cells. This significantly reduces the list of potential children to consider for P .
 - *Check Validity*: For each candidate child, we check the *disjoint vertex condition* and the conditions T_1 through T_4 . If a child satisfies all these conditions, it is considered a *valid child* of P , meaning it is a valid subpartition and a legitimate child in the recursive structure, and it is added to the list of valid children for P .
- (2) Let (P_1, \dots, P_k) be the list of valid children for P . For each *valid child* P_i , the algorithm repeats the iteration.

TERMINATION

The recursive process continues, adding 2-cells to form new subpartitions. The algorithm terminates when either:

- A complete partition of the edges is achieved, meaning every edge has been assigned to a 2-cell when mn is even, or only one edge remains unassigned to a 2-cell when mn is odd, or
- There are no valid subpartitions left to explore.

The algorithm builds a tree, with nodes representing subpartitions of edges, following specific conditions to form valid partitions.

Theorem 5. *Let A and B be two finite sets of cardinality m and n , respectively. The Algorithm 1 generates all product substructures $\Pi = (A, B, P)$ upto isomorphism, where P is a subpartition of $A \times B$, which satisfy conditions T_1 through T_4 .*

Proof. We prove by induction on the number of 2-cells in a subpartition.

The base case is when the number of 2-cells is one. Up to isomorphism, there is only one subpartition $P = \{C_1\}$ where $C_1 = \{(a_1, b_1), (a_2, b_2)\}$ as seen in Example 5.

Assume that we have obtained all subpartitions of cardinality $k - 1$ where $k - 1 < \lfloor \frac{mn}{2} \rfloor$. Let P' be any subpartition of cardinality k such that $P' = \{C_1, \dots, C_k\}$ where each C_k is a 2-cell. By Lemma 2 if P' satisfies the conditions $T_1 - T_4$, then they are satisfied by any subpartition P

Data: (m, n) : support of $\alpha, \beta \in \mathbb{F}_2G$

Result: all product structures of size (m, n) which correspond to torsion-free non-trivial units or zero-divisors

initialization;

```

while height of the tree is not  $\frac{mn}{2}$  do
  explore node and create its children;
  if number of children nonempty then
    node is current child;;
    explore node and create its children;
  else
    node is the next sibling;
  end
end

```

Algorithm 1: Finding torsion-free units or zero-divisors of a group ring

such that $P \subseteq P'$. Let P be such that $|P| = |P'| - 1$ and $P \subsetneq P'$. Then by induction hypothesis, P is generated by the algorithm. Without loss of generality, assume that $P' \setminus P = \{C_k\}$. Let $\mathcal{A}(C_k, P)$ be the left-aligned cell corresponding to the cell C_k and the subpartition P . For brevity, we will denote $\mathcal{A}(C_k, P)$ as $\mathcal{A}(C_k)$

By algorithm, in the iteration step for P , all left-aligned cells upto isomorphism are generated. Thus $\mathcal{A}(C_k, P)$ is one the children of P to be considered. Let $\Pi = (A, B, P \cup \{C_k\})$ and $\Pi' = (A, B, P \cup \{\mathcal{A}(C_k)\})$.

By Lemma 4, Π and Π' are isomorphic, and $\mathcal{T}(\Pi)$ and $\mathcal{T}(\Pi')$ are isomorphic. Thus, by Corollary 3, $P \cup \{C_k\}$ is a valid subpartition if and only if $P \cup \{\mathcal{A}(C_k)\}$ is a valid subpartition. Thus, since $P' = P \cup \{C_k\}$ is valid, the algorithm will generate the subpartition $P \cup \{\mathcal{A}(C_k)\}$ since it is also valid. Thus Π' is generated by algorithm which is isomorphic to $\Pi = (A, B, P')$. \square

4. MAIN RESULTS

In this section, we prove Theorem 1 and Theorem 2. Section 4.1 is devoted to the proof of Theorem 1 and Section 4.2 is devoted to the proof of Theorem 2. Throughout, let $A := \{a_1, \dots, a_m\}$ and $B := \{b_1, \dots, b_n\}$ be two finite sets. Consider a partition P of $A \times B$ that defines the product structure $\Pi = (A, B, P)$. If Π satisfies the conditions T_1 through T_4 , then Π is non-degenerate and provides a counterexample to the zero-divisor conjecture when mn is even, and to the unit conjecture when mn is odd, as established by Theorem 4.

This paper examines whether the sufficient conditions (1) and (2) in Theorem 4 can be met for various values of m and n , and identifies the pairs (m, n) for which at least one condition fails.

Definition 4.1 (Counterexample of type (m, n)). *A counterexample to either the zero-divisor conjecture or the unit conjecture is said to be of type (m, n) if there exists a product structure*

$\Pi = (A, B, P)$ where $|A| = m$, $|B| = n$, and P is a partition of $A \times B$ that satisfies conditions T_1 through T_4 , with Π being either even or odd.

Before we prove Lemma 7, we prove other results regarding the pairs (m, n) for which at least one condition fails.

4.1. Proof of Theorem 1. We build a collection of all possible subpartitions of cardinality 3 up to isomorphism and note that the girth of associated middle-link graph, L_1 is at most 4 in Lemma 7. \square

Remark. The condition T_4 , the triple-girth condition states that we need to look for an oriented product structure such that the girth pairs are either $(6, 3)$, $(4, 4)$ or $(3, 6)$. By Theorem 1, the conditions $(3, 6)$ can never hold thus leading to pruning of $1/3^{\text{rd}}$ of the computations.

In this subsection, we find all valid subpartitions and hence, the associated product substructures, taikos and middle-links for cardinality upto 3. To efficiently track and present the combinatorial cases we utilize and track two lists and two indices for a subpartition P throughout this section across different lemmas:

- (1) *List of vertices utilized*, denoted \mathcal{V}_A and \mathcal{V}_B : This list tracks the vertices from sets A and B that have already been used in the current subpartition P , that is, if $\{(a, b), (a', b')\} \in P$, then $a, a' \in \mathcal{V}_A$ and $b, b' \in \mathcal{V}_B$. We may recall for left-alignment we tracked the largest index of used vertices from A and B for P .
- (2) *List of edges available for P* , \mathcal{E} : This list holds the edges that are still available to be added to future subpartitions. It serves as a pool of edges from which the algorithm selects pairs to form new 2-cells during each iteration.
- (3) λ_a^P and λ_b^P : These variables track the indices of the highest vertex from A and B , respectively, used for P .

These lists were also utilized for the algorithm [Gar24] to implement left-alignment, lexicographical ordering and various combinatorial conditions.

Notation: P_0 represents the empty subpartition which also served as the root node for tree search Algorithm 1. P_{ij} represents j^{th} child of the subpartition P_i . Apriori there is no ordering of children of any subpartition but we can endow an order by using lexicographic order (or any order) on the edges. In our paper, we use lexicographic order on the edges, that is, $(a_i, b_j) < (a_k, b_l)$ if either $i < j$ or $i = j$ and $j < l$. This endows an ordering on subpartitions.

Lemma 5. *Up to isomorphism, there is exactly one product substructure $\Pi = (A, B, P)$ such that $|P| = 1$, i.e., the subpartition P consists of a single element.*

Proof. The proof follows from Example 5 and the taiko corresponding to $\Pi = (A, B, P)$ is illustrated in Figure 7 where the red dotted edge depicts the next edge to be considered for

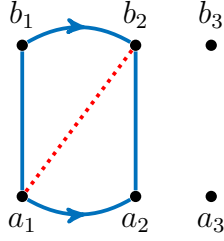


FIGURE 7. $\mathcal{T}(\Pi)$ where $\Pi = (A, B, P)$ such that $P = \{(a_1, b_1), (a_2, b_2)\}$.

the next cell. We obtain a subpartition $P_{01} = \{(a_1, b_1), (a_2, b_2)\}$ by applying the aligned-left condition to select the first 2-cell.

After the first iteration, the list of vertices used for A is $\mathcal{V}_A = (a_1, a_2)$ and for B , it is $\mathcal{V}_B = (b_1, b_2)$. Next we update the list of edges to be considered for the cell for the next, \mathcal{E} , as follows: we consider all edges (a_i, b_j) such that $a_i \in \mathcal{V}_A$ and $b_j \in \mathcal{V}_B$. We order these edges in lexicographic order. We will select the ‘smallest’ edge according to this lexicographic order. Thus $\mathcal{E} = ((a_1, b_2), (a_2, b_1))$. \square

We will utilize $P_{01}, \mathcal{V}_A, \mathcal{V}_B, \mathcal{E}$ from Lemma 5 in the following lemma.

Lemma 6. *Up to isomorphism, there are exactly three product substructure $\Pi = (A, B, P)$ such that $|P| = 2$ and P is a valid supartition, that is, P satisfies \mathbb{T}_1 through \mathbb{T}_4 .*

Proof. Without loss of generality, we can build a subpartition $P = \{C_1, C_2\}$ such that $C_1 = \{(a_1, b_1), (a_2, b_2)\}$ and $(a_1, b_2) \in C_2$. This means $P_{01} \subsetneq P$.

We select the “smallest” edge (a_1, b_2) in \mathcal{E} in Lemma 5 to consider it as one of the edges in C_2 . Let (a_i, b_j) be the second edge for C_2 . Then $a_i \neq a_1$ and $b_j \neq b_2$ since the subpartition must satisfy the disjoint vertex condition. Moreover, by left-alignment of C_2 , $i, j \leq 3$.

Now, we consider the possibilities for the second edge in C_2 . Let $\lambda_a^{P_0}$ and $\lambda_b^{P_0}$ be the highest indices of vertices used from A and B , respectively, for P_0 . Then $\lambda_a^{P_0} = 2$ and $\lambda_b^{P_0} = 2$.

All possible choices of (a_i, b_j) are $(a_2, b_1), (a_2, b_3), (a_3, b_1)$ and (a_3, b_3) . By Example 2, (a_2, b_1) yields an unorientable product structure and hence, failure of \mathbb{T}_1 . Upto permutations, there are three possibilities for C_2 as shown in Figure 8. Note that the half-girth in each case is infinite.

We update the lists $\mathcal{V}_A, \mathcal{V}_B, \mathcal{E}, \lambda_a$ and λ_b as follows:

- (1) For Subpartition $P_{11} = \{C_1, C_2\}$ where $C_1 = \{(a_1, b_1), (a_2, b_2)\}$ and $C_2 = \{(a_1, b_2), (a_2, b_3)\}$:
 - $\mathcal{V}_A = (a_1, a_2), \mathcal{V}_B = (b_1, b_2, b_3)$.

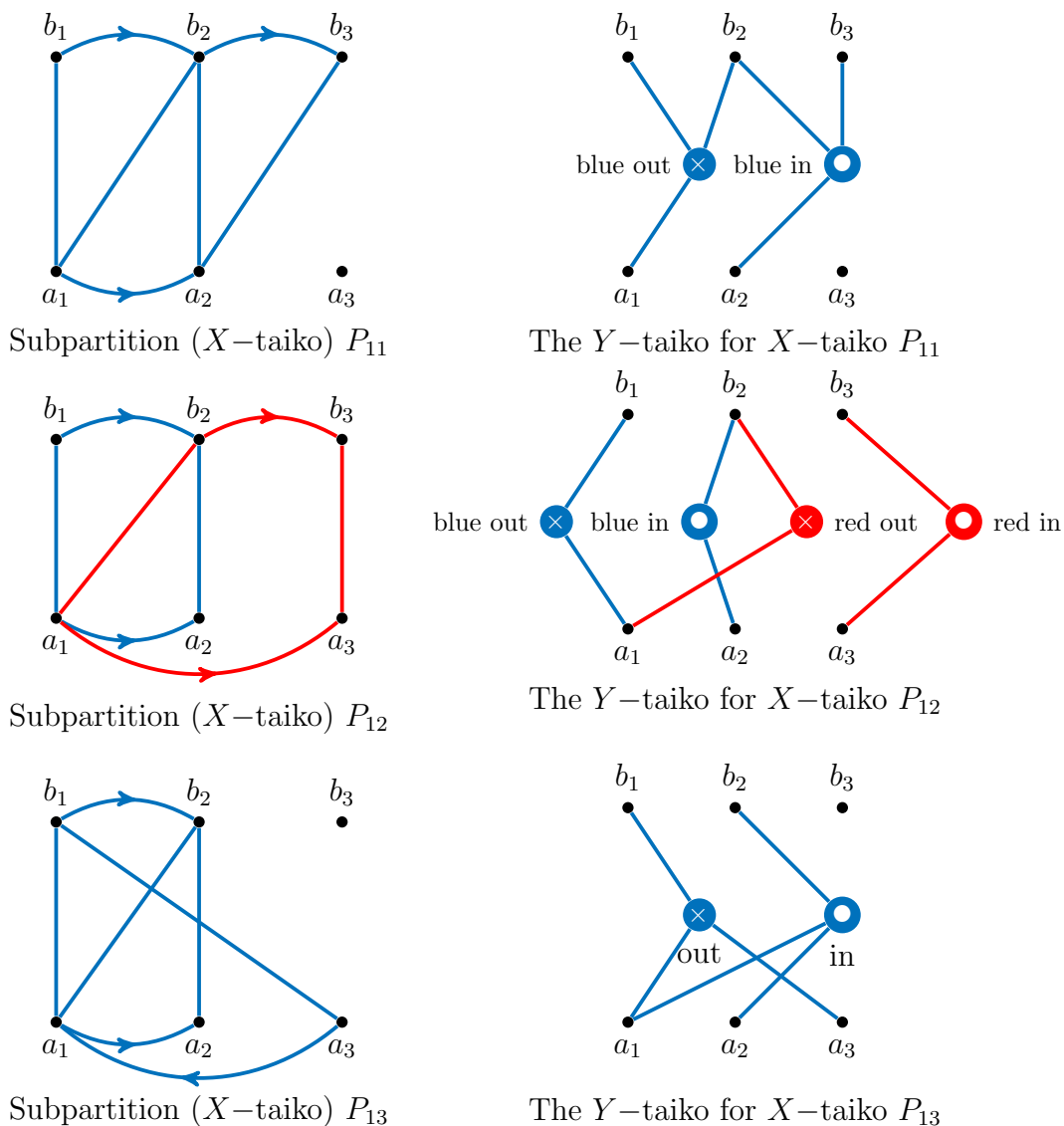


FIGURE 8. $\mathcal{T}(\Pi)$ (X-taiko) for valid children of P_1 and their corresponding L_1 graphs.

- The last vertex of highest index used from A , denoted $\lambda_a^{P_{11}}$, is a_2 , and from B , denoted $\lambda_b^{P_{11}}$, is b_3 .
- From 6 possible edges between \mathcal{V}_A and \mathcal{V}_B , we utilized 4 for C_1, C_2 . Therefore,

$$\mathcal{E} = ((a_2, b_1), (a_1, b_3)).$$

(2) For Subpartition $P_{12} = \{C_1, C_2\}$ where $C_1 = \{(a_1, b_1), (a_2, b_2)\}$ and $C_2 = \{(a_1, b_2), (a_3, b_3)\}$:

- $\mathcal{V}_A = (a_1, a_2, a_3)$, $\mathcal{V}_B = (b_1, b_2, b_3)$
- The last vertex of highest index used from A , denoted $\lambda_a^{P_{12}}$, is a_3 , and from B , denoted $\lambda_b^{P_{12}}$, is b_3
- From 9 possible edges between \mathcal{V}_A and \mathcal{V}_B , we utilized 4 for C_1, C_2 . Hence,

$$\mathcal{E} = ((a_2, b_1), (a_1, b_3), (a_2, b_3), (a_3, b_1), (a_3, b_2)).$$

(3) For Subpartition $P_{13} = \{C_1, C_2\}$ where $C_1 = \{(a_1, b_1), (a_2, b_2)\}$ and $C_2 = \{(a_3, b_1), (a_2, b_3)\}$:

- $\mathcal{V}_A = (a_1, a_2, a_3)$, $\mathcal{V}_B = (b_1, b_2)$
- The last vertex of highest index used from A , denoted $\lambda_a^{P_{13}}$, is a_3 and from B , denoted $\lambda_b^{P_{13}}$, is b_2
- From 6 possible edges between \mathcal{V}_A and \mathcal{V}_B , we utilized 4 for C_1, C_2 . Hence,

$$\mathcal{E} = ((a_2, b_1), (a_3, b_2)).$$

□

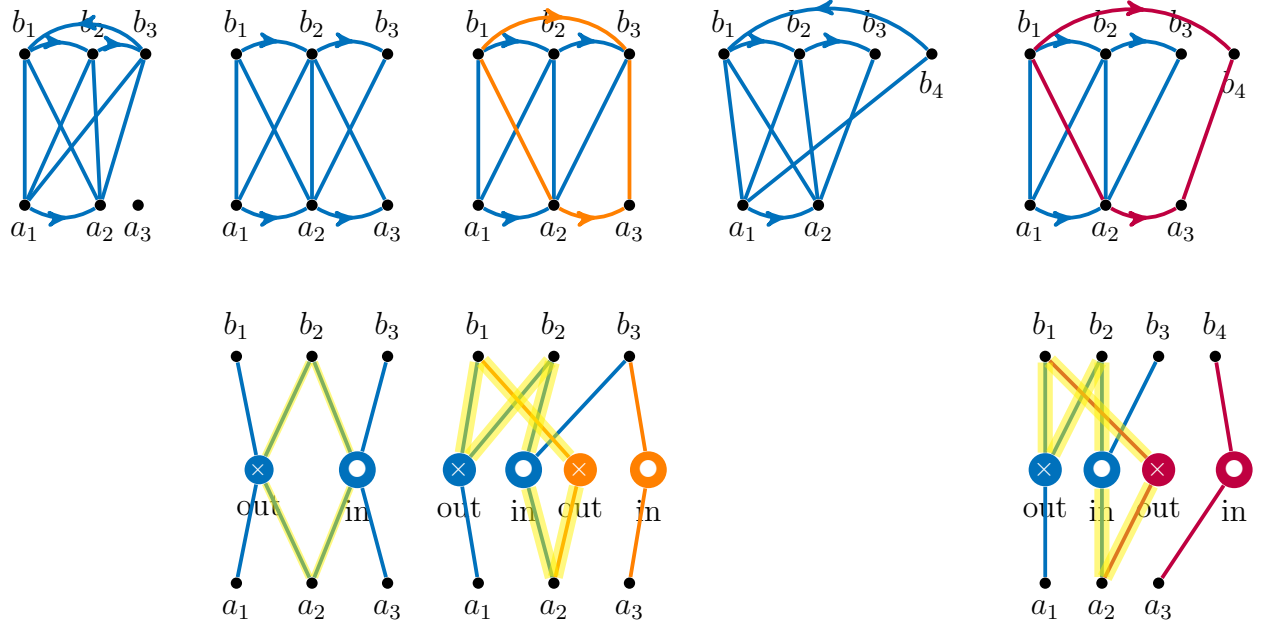
Lemma 7. *Up to isomorphism, there are exactly five product substructure $\Pi = (A, B, P)$ such that $|P| = 3$ and P satisfies T_1 through T_4 .*

Proof. For each of the subpartitions from the second iteration, we proceed similarly by selecting the next smallest edge from L_3 , that is, (a_2, b_1) according to the lexicographic order. We attempt to form new 2-cells, ensuring that the disjoint vertex condition and the conditions $\mathsf{T}_1 - \mathsf{T}_4$ are satisfied. As in the second iteration, We keep track of the last vertex used for each A and B . We add the next vertex a_i (and b_j) to the vertex with the highest index used previously if it already does not exist in the list.

For instance, for subpartition P_{11} , we pick the smallest edge from L_3 , which is (a_2, b_1) . The vertices of highest index used for P_{11} are a_2 and b_3 . Thus we add a_3 to \mathcal{V}_A and b_4 to \mathcal{V}_B . We add all new vertical edges due to these new vertices in the list L_3 . We pair the first edge with another edge from L_3 , like (a_1, b_3) , to form a new 2-cell C_3 . The algorithm will check if this pair satisfies the disjoint vertex condition and the conditions $\mathsf{T}_1 - \mathsf{T}_4$ and will prune any invalid configurations.

Upto permutations, we obtain 5 children of P_{111} (also shown in Figure 9):

- (1) $P_{111} = P_{11} \cup \{C_3\}$ where $C_3 = \{(a_2, b_1), (a_1, b_3)\}$. This leads to repetition of pattern of (blue in, blue out), which is equivalent to half-girth 2.
- (2) $P_{112} = P_{11} \cup \{C_3\}$ where $C_3 = \{(a_2, b_1), (a_3, b_2)\}$. This leads to a cycle of half-girth 2 given as $(a_2, \text{blue out}, b_2, \text{blue in}, a_2)$ as shown in Figure 9.
- (3) $P_{113} = P_{11} \cup \{C_3\}$ where $C_3 = \{(a_2, b_1), (a_3, b_3)\}$. This leads to half girth 3 as shown.


 FIGURE 9. All possible children (upto permutations) of P_{111}

- (4) $P_{114} = P_{11} \cup \{C_3\}$ where $C_3 = \{(a_2, b_1), (a_1, b_4)\}$. This leads to a blue edge incident at b_1 which is not possible.
- (5) $P_{115} = P_{11} \cup \{C_3\}$ where $C_3 = \{(a_2, b_1), (a_3, b_4)\}$. This leads to half girth 3. Also, note that this is only valid child of P_{11} .

Similarly, for P_{12} we obtain 7 children (upto permutations) (also shown in Figure 10):

- (1) $P_{121} = P_{13} \cup \{C_3\}$ where $C_3 = \{(a_2, b_1), (a_1, b_3)\}$. This subpartition has half-girth 3.
- (2) $P_{122} = P_{13} \cup \{C_3\}$ where $C_3 = \{(a_2, b_1), (a_3, b_2)\}$. This subpartition has half-girth 3.
- (3) $P_{123} = P_{13} \cup \{C_3\}$ where $C_3 = \{(a_2, b_1), (a_1, b_4)\}$. This subpartition has half-girth 3.
- (4) $P_{124} = P_{13} \cup \{C_3\}$ where $C_3 = \{(a_2, b_1), (a_3, b_4)\}$. This subpartition has $\text{half-girth}(L_1) = 4$ and $\text{girth}(L_{AB}) = \min\{3, \infty\} = 3$. Thus it fails triple girth condition.
- (5) $P_{125} = P_{13} \cup \{C_3\}$ where $C_3 = \{(a_2, b_1), (a_4, b_2)\}$. This subpartition has half-girth 3.
- (6) $P_{126} = P_{13} \cup \{C_3\}$ where $C_3 = \{(a_2, b_1), (a_4, b_3)\}$. This subpartition has $\text{half-girth}(L_1) = 4$ and $\text{girth}(L_{AB}) = \min\{\infty, 3\} = 3$. Thus it fails triple girth condition.
- (7) $P_{127} = P_{13} \cup \{C_3\}$ where $C_3 = \{(a_2, b_1), (a_4, b_4)\}$. This subpartition has $\text{half-girth}(L_1) = 4$ and $\text{girth}(L_{AB}) = \infty$.

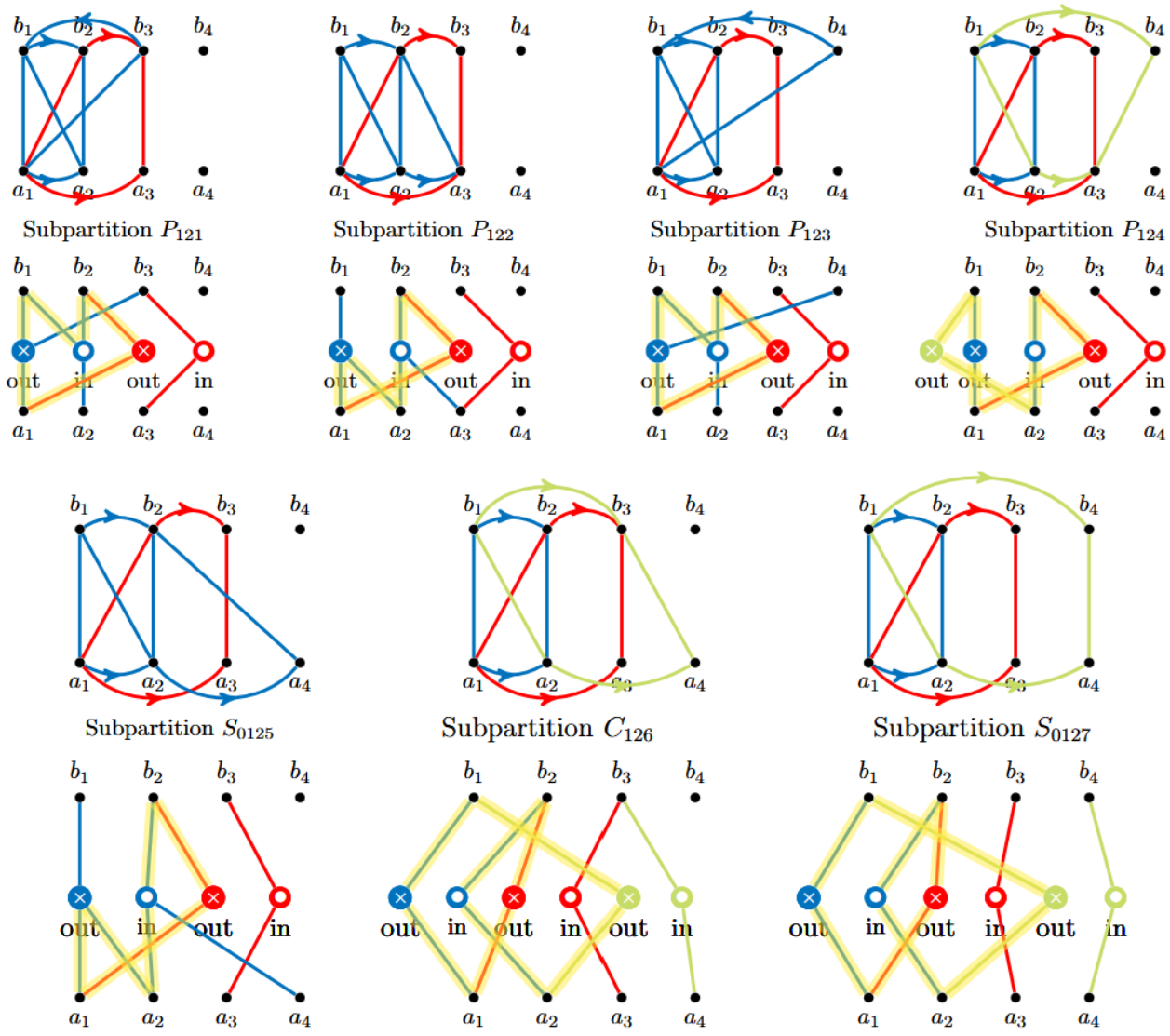


FIGURE 10. Product graph of valid children of P_{12} along with their Y -taikos on the bottom.

Furthermore, for the last child P_{13} of P_1 , we obtain the following 5 children (also shown in Figure 11):

- (1) $P_{131} = P_{12} \cup \{C_3\}$ where $C_3 = \{(a_2, b_1), (a_1, b_3)\}$. This subpartition has half-girth 2.
- (2) $P_{132} = P_{12} \cup \{C_3\}$ where $C_3 = \{(a_2, b_1), (a_3, b_2)\}$. This subpartition has half-girth 2.
- (3) $P_{133} = P_{12} \cup \{C_3\}$ where $C_3 = \{(a_2, b_1), (a_3, b_3)\}$. This subpartition has half-girth 3.
- (4) $P_{134} = P_{12} \cup \{C_3\}$ where $C_3 = \{(a_2, b_1), (a_4, b_2)\}$. This subpartition has half-girth 2.
- (5) $P_{135} = P_{12} \cup \{C_3\}$ where $C_3 = \{(a_2, b_1), (a_4, b_3)\}$. This subpartition has half-girth 3.

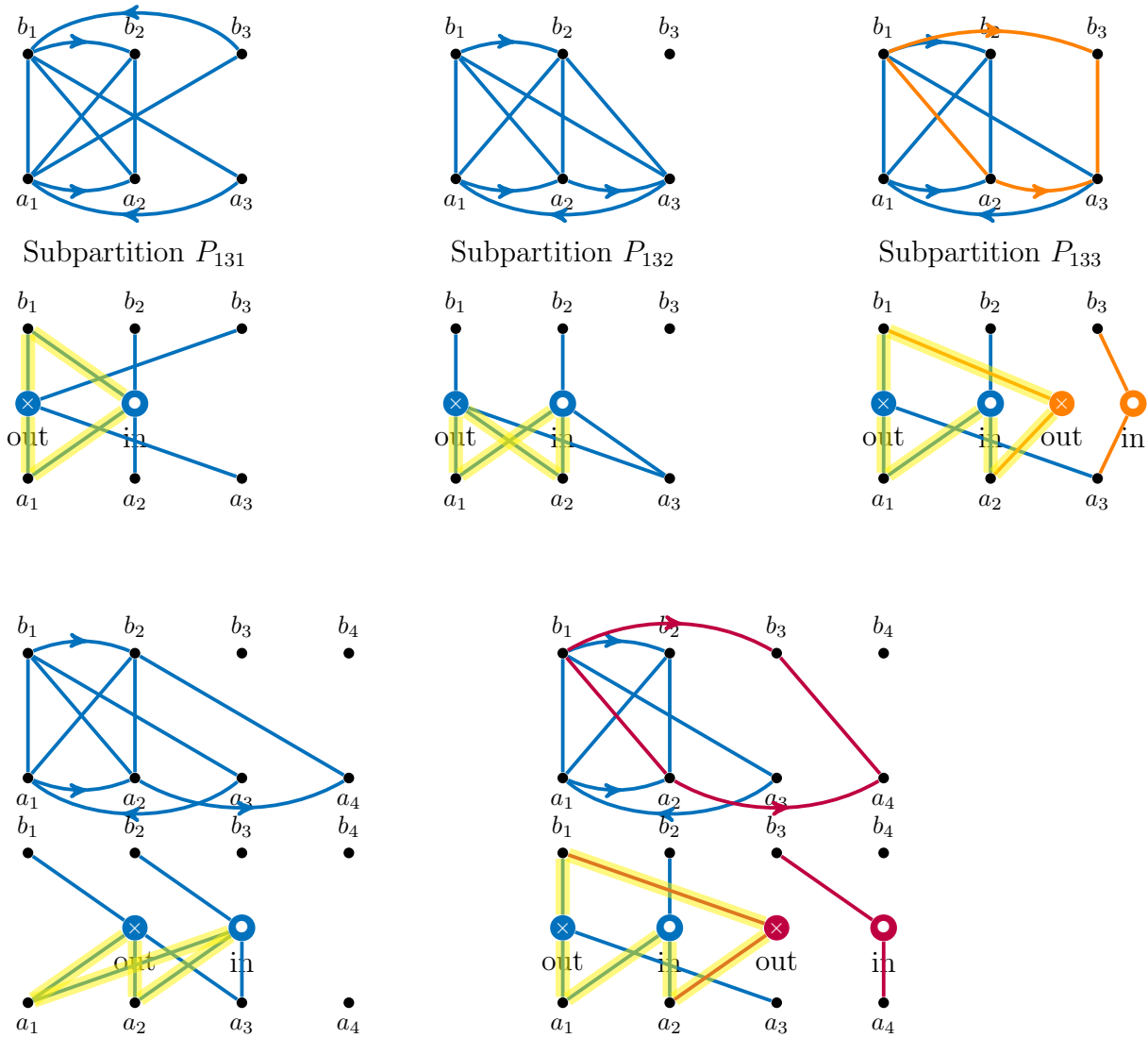


FIGURE 11. Possible children of P_{13} . P_{131} , P_{132} and P_{134} are not valid children

As the algorithm continues, it recursively builds a tree of valid subpartitions, with each node representing a subpartition of edges and each branch corresponding to a potential valid configuration of cells. The process terminates when a full partition of the edges is achieved or no further valid children can be created. \square

4.2. **Counterexamples of type (m, n) .** Although it is well known in the literature that if $\alpha\beta = 0$ in a group ring $R[G]$ then $|\text{supp}(\alpha)| > 2$ and $|\text{supp}(\beta)| > 2$. For instance, see [Sch13]. We show a rather obvious result to demonstrate the combinatorial technique to prove such statements for counterexamples of type (m, n) .

Theorem 6. *There are no counterexamples of type $(2, n)$ or $(n, 2)$ where n is a positive integer.*

Proof. The cases for $(2, n)$ and $(n, 2)$ are identical by symmetry, therefore, we will only prove the result for $(2, n)$. When $n = 2$, by Example 2, the condition \mathbb{T}_1 fails.

If P is a partition of $A \times B$ then $|P| = n$. Let C_1, \dots, C_n denote n 2-cells of P . By the left-alignment condition, we can assume that $C_1 = \{(a_1, b_1), (a_2, b_2)\} \in P$. Without loss of generality, we can assume that $(a_1, b_2) \in C_2$. By left-alignment, $(a_2, b_3) \in C_2$. Now consider the cell containing the edge (a_2, b_1) . We can assume it is C_3 . Any edge (a_1, b_j) will yield a horizontal edge (b_j, b_1) in \mathbb{L}_B which leads to girth 2 in the associated middle-link graph, \mathbb{L}_1 . \square

Theorem 7. *There are no counterexamples of type $(3, n)$ or $(n, 3)$ where n is a positive integer.*

Proof. The proof is similar to the proof of Theorem 6. Again, we will only work with the case when $A = \{a_1, a_2, a_3\}$ and $|B| = n \geq 3$. Note that by Theorem 1, we cannot have a cycle in \mathbb{L}_A because otherwise $\text{girth}(\mathbb{L}_{AB}) = 3$ and $\text{girth}(\mathbb{L}_1) \leq 4$ and the subpartition would fail the triple-girth condition. We have two cases:

- (1) Both edges in \mathbb{L}_A are of the same color, that is, there is only one equivalence class of horizontal edges. The proof is identical to the proof of Theorem 6.
- (2) Both edges are of different color. For a subpartition of cardinality 3, the only possibilities upto permutation are P_{115} and P_{123} by Lemma 7. For a child P' of P_{115} , there will be horizontal edge (b_3, b_j) for some $j \notin \{1, 2, 3\}$ such that it belongs to the same equivalence class as (b_1, b_2) and (b_2, b_3) . Thus, $\text{girth}(\mathbb{L}_1) = 2$ for P' . Similarly, consider the child P' of P_{123} so that $(a_2, b_4) \in C_k$ for some $C_k \in P'$. Then there is horizontal edge (b_j, b_4) for some $j \notin \{1, 2, 3, 4\}$. The edges $(b_1, b_2), (b_2, b_3), (b_1, b_4)$ and (b_j, b_4) belong the same horizontal class thus leading to $\text{girth}(\mathbb{L}_1) = 2$.

\square

Theorem 8. *There are no counterexamples of type $(4, n)$ or $(n, 4)$ where n is a positive integer.*

Proof. Let n be a positive integer. We consider the case when $|A| = 4$ and $|B| = n$. The case when $|A| = n$ and $|B| = 4$ follows by symmetry. Since $|A| = 4$, the girth \mathbb{L}_A is either less than or equal to 4 or it is ∞ . We prove the case when $\text{girth}(\mathbb{L}_A) \leq 4$ and the case when $\text{girth}(\mathbb{L}_A) = \infty$ is handled identically. When $\text{girth}(\mathbb{L}_A) \leq 4$, in the *triple girth condition*, \mathbb{T}_4 , the only possible pairs are $(4, 4)$ and $(3, 6)$, where:

- The pair $(4, 4)$ means $\text{girth}(L_{AB}) \geq 4$ and $\text{half-girth}(L_1) \geq 4$, and
- The pair $(3, 6)$ means $\text{girth}(L_{AB}) \geq 3$ and $\text{half-girth}(L_1) \geq 6$.

By Theorem 1, the only valid pair for \mathbb{T}_4 is $(4, 4)$. However, as discussed in Section 2.2, every child of P_{11} and P_{13} yields $\text{half-girth}(L_1) \leq 3$. The only subpartition yielding $\text{half-girth}(L_1) = 4$ is P_{127} .

The subpartition $P_{127} = \{C_1, C_2, C_3\}$, where:

$$\begin{aligned} C_1 &= \{(a_1, b_1), (a_2, b_2)\}, \\ C_2 &= \{(a_1, b_2), (a_3, b_3)\}, \\ C_3 &= \{(a_2, b_1), (a_4, b_4)\}. \end{aligned}$$

Let C_4 be a cell such that one of its edges is (a_1, b_3) . There are 9 possible choices for the second edge of C_4 , namely:

$$(a_2, b_4), (a_3, b_1), (a_3, b_2), (a_3, b_4), (a_4, b_1), (a_4, b_2), (a_2, b_5), (a_3, b_5), (a_4, b_5).$$

For the choices $(a_3, b_1), (a_4, b_1), (a_4, b_2), (a_4, b_5)$, the triple girth condition is not satisfied since $\text{girth}(L_{AB}) = 3$. For the pair (a_3, b_2) , the subpartition fails orientability. The remaining valid subpartitions are as follows:

- $P_{1273} = P_{127} \cup C_4$, where $C_4 = \{(a_1, b_3), (a_2, b_4)\}$. The subpartition P_{1273} further has 9 possibilities to pair with the edge (a_2, b_3) to form a new cell C_5 , which are given as:

$$(a_3, b_1), (a_3, b_2), (a_1, b_4), (a_3, b_4), (a_4, b_1), (a_4, b_2), (a_1, b_5), (a_3, b_5), (a_4, b_5).$$

However, for $C_5 = \{(a_2, b_3), (a_1, b_4)\}$, orientability fails, and for the rest of the possibilities, the triple girth condition fails.

- $P_{1274} = P_{127} \cup C_4$ where $C_4 = \{(a_1, b_3), (a_3, b_4)\}$. The subpartition P_{1274} further has 8 possibilities to pair with the edge (a_2, b_3) to form a new cell C_5 , which are given as:

$$(a_3, b_1), (a_3, b_2), (a_1, b_4), (a_4, b_1), (a_4, b_2), (a_1, b_5), (a_3, b_5), (a_4, b_5).$$

However, for $C_5 = \{(a_2, b_3), (a_1, b_4)\}$, orientability fails and for rest of the possibilities triple girth condition fails.

- $P_{1277} = P_{127} \cup C_4$ where $C_4 = \{(a_1, b_3), (a_2, b_5)\}$. The subpartition P_{1277} further has 12 possibilities to pair with the edge (a_2, b_3) to form a new cell C_5 , which are given as:

$$(a_3, b_1), (a_3, b_2), (a_1, b_4), (a_3, b_4), (a_4, b_1), (a_4, b_2), (a_1, b_5), (a_3, b_5), (a_4, b_5), (a_1, b_6), (a_3, b_6), (a_4, b_6).$$

For the possibilities (a_1, b_5) and (a_4, b_5) orientability fails and for rest of the possibilities triple girth condition fails.

- $P_{1278} = P_{127} \cup C_4$ where $C_4 = \{(a_1, b_3), (a_3, b_5)\}$. The subpartition P_{1277} further has 11 possibilities to pair with the edge (a_2, b_3) to form a new cell C_5 , which are given as:

$$(a_3, b_1), (a_3, b_2), (a_1, b_4), (a_3, b_4), (a_4, b_1), (a_4, b_2), (a_1, b_5), (a_4, b_5), (a_1, b_6), (a_3, b_6), (a_4, b_6).$$

However, for $C_5 = \{(a_2, b_3), (a_1, b_5)\}$, orientability fails and for rest of the possibilities triple girth condition fails.

Thus, no valid product structure exists when $|A| = 4$ and $|B| = n$. The proof for $|A| = n$ and $|B| = 4$ follows similarly by symmetry. \square

Theorem 9. *There are no counterexamples of type $(5, n)$ or $(n, 5)$ where n is a positive integer.*

Proof. Again we will only present the case when $\text{girth}(\mathbb{L}_A) \leq 5$ and the case when $\text{girth}(\mathbb{L}_A) = \infty$ follows from similar combinatorial cases. $P_{127} = \{C_1, C_2, C_3\}$ where $C_1 = \{(a_1, b_1), (a_2, b_2)\}$, $C_2 = \{(a_1, b_2), (a_3, b_3)\}$ and $C_3 = \{(a_2, b_1), (a_4, b_4)\}$. In addition to children discussed in Theorem 8, there are four more possibilities $(a_5, b_1), (a_5, b_2), (a_5, b_4), (a_5, b_5)$.

- $P_{1273} = P_{127} \cup C_4$, where $C_4 = \{(a_1, b_3), (a_2, b_4)\}$. The subpartition P_{1273} further has possible 13 subpartitions upto permutations as children, however, for 12 children triple girth condition fails and the orientation condition fails for one child.
- $P_{1274} = P_{127} \cup C_4$ where $C_4 = \{(a_1, b_3), (a_3, b_4)\}$. The subpartition P_{1273} further has possible 12 subpartitions upto permutations as children, however, for 11 children triple girth condition fails and the orientation condition fails for one child.
- $P_{1277} = P_{127} \cup C_4$ where $C_4 = \{(a_1, b_3), (a_2, b_5)\}$. The subpartition P_{1277} further has 17 possibilities to pair with the edge (a_2, b_3) to form a new cell C_5 . For 15 possibilities the triple girth condition is not satisfied and for two subpartitions the orientation fails.
- $P_{1278} = P_{127} \cup C_4$ where $C_4 = \{(a_1, b_3), (a_3, b_5)\}$. The subpartition P_{1277} further has 16 possibilities to pair with the edge (a_2, b_3) to form a new cell C_5 . None of the possibilities yield a valid subpartition. For 15 children triple girth condition fails and the orientation condition fails for one child.
- $P_{127\{11\}} = P_{127} \cup C_4$ where $C_4 = \{(a_1, b_3), (a_5, b_2)\}$. This subpartition has 12 further children; however, all children fail the triple girth conditions.
- $P_{127\{12\}} = P_{127} \cup C_4$ where $C_4 = \{(a_1, b_3), (a_5, b_4)\}$. This subpartition has 12 further children; however, all children fail the triple girth conditions.
- $P_{127\{13\}} = P_{127} \cup C_4$ where $C_4 = \{(a_1, b_3), (a_5, b_5)\}$. This subpartition has 16 further children; however, all children fail the triple girth conditions.

□

5. COMPUTATIONAL RESULTS

The Algorithm 1 generates all product substructures of size (m, n) upto isomorphism such that the product substructures satisfy conditions \mathbb{T}_1 through \mathbb{T}_4 . The algorithm is similar in spirit to the canonical labeling algorithm in [Sch13]. However, instead of choosing canonical representations in each iteration, we choose canonical representations of the cells we construct by using the left-alignment condition. To list all product structures of size (m, n) , we build a product structure recursively by starting from an empty product substructure. In each step we check if the disjoint vertex condition and the combinatorial conditions are satisfied. Since the conditions are decreasing as described in Section 3, if a condition is not satisfied by a parent then it cannot be satisfied by any of its descendants, thus the conditions help us to prune the computations significantly.

The algorithm builds a tree with the root of the tree representing the empty product substructure and k^{th} level of the tree consists of all valid subpartitions (and hence, all associated

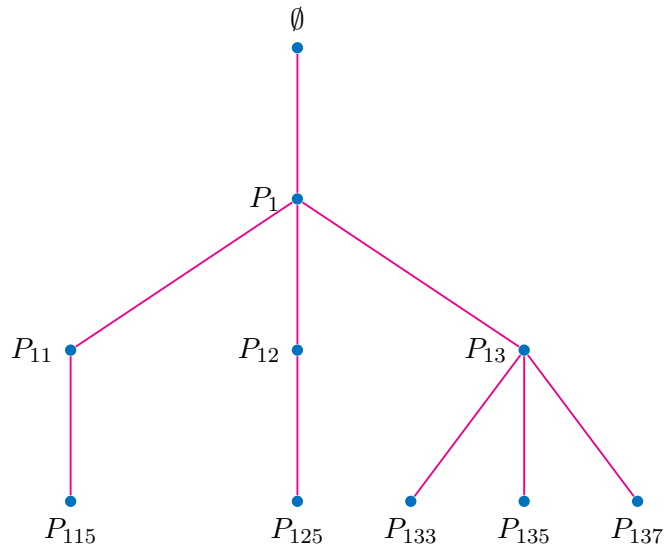


FIGURE 12. Tree for the first three iterations of the algorithm as seen from Lemma 5, Lemma 6, and Lemma 7

product substructures) upto isomorphism of cardinality k . Each node at height k represents a subpartition of cardinality k .

The algorithm records the height of each node. For instance, at height 1, there is only 1 child of empty subpartition as discussed in Lemma 5 and for height 2, there are only three subpartitions by left-alignment in Lemma 6. Tree for upto first three iterations is depicted in Figure 12.

Remark. For a pair (m, n) of positive integers, if the highest height recorded is h such that $2h < \min\{m, n\}$ then there can be no product structures of size (m', n') satisfying $\mathbb{T}_1 - \mathbb{T}_4$ such that $m' \geq m$ and $n' \geq n$. We refer to this as *no-example criterion 1*.

Remark. Another similar criterion is: for a pair (m, n) , if the highest height recorded is h such that $2h < n$ then there can be no product structures of size (m, n') satisfying $\mathbb{T}_1 - \mathbb{T}_4$ such that $n' \geq n$. We refer to this as *no-example criterion 2*.

For computations for (m, n) such that $1 \leq m, n \leq 18$, *no-example criterion* is not satisfied which shows that the counterexamples might occur for higher sizes. The *no-example criteria* can also determine when such a method of finding counterexamples might not be fruitful.

Proof of Theorem 3. The execution of the algorithm has shown that for $1 \leq m, n \leq 13$, or, $m \in \{6, 7\}$ and $1 \leq n \leq 200$ there are no orientable product structures satisfying conditions $\mathbb{T}_1 - \mathbb{T}_4$. \square

	4	5	6	7	8	9	10	...
4								
5								
6								
7								
8								
9								
10								
⋮								

TABLE 1. Green marks pairs (m, n) where product structures of size (m, n) satisfy $T_1 - T_3$ with girth pair $(3, 3)$.

	4	5	6	7	8	9	10	11	12	13	14	15	16	17	18	19	20	21	22	23	24	25	26	27
6																								
7																								
8																								
9																								
10																								
11																								
12																								
13																								
14																								
15																								
16																								

TABLE 2. Red marks pairs (m, n) where no product structures of size (m, n) satisfy $T_1 - T_3$ with the girth pair $(4, 4)$ and white represents squares represent the pairs (m, n) for which the program has not executed.

There exist numerous partial examples that satisfy conditions $T_1 - T_3$. For instance, Example 3 satisfies these conditions, with the girth pair $(3, 3)$.

The algorithm is inherently scalable and is open-source [Gar24], allowing for the addition of new conditions or the removal of existing ones. This flexibility facilitates the exploration of counterexamples or structures of interest, tailored to weaker or stronger for further analysis. Moreover, our search is within the space of two-dimensional cell complexes and the algorithm can be generalized to search for three-dimensional cell complexes satisfying certain combinatorial conditions. Table 1 represents the data for search for the oriented product structures satisfying $T_1 - T_3$ with the girth pair $(3, 3)$. There are many examples of structures satisfying a fewer conditions. So one possible direction would be to find a weaker geometric condition

than $\text{girth}(6, 3)$ or $\text{girth}(4, 4)$ that can be realized combinatorially to look for counterexamples. Table 2 represents the data for search for the oriented product structures satisfying $T_1 - T_3$ with the girth pair $(4, 4)$.

REFERENCES

- [AJ19] A. Abdollahi and F. Jafari. “Zero divisor and unit elements with supports of size 4 in group algebras of torsion-free groups”. In: *Comm. Algebra* 47.1 (2019), pp. 424–449. ISSN: 0092-7872,1532-4125. DOI: 10.1080/00927872.2018.1477949. URL: <https://doi.org/10.1080/00927872.2018.1477949>.
- [AT18] A. Abdollahi and Z. Taheri. “Zero divisors and units with small supports in group algebras of torsion-free groups”. In: *Comm. Algebra* 46.2 (2018), pp. 887–925. ISSN: 0092-7872,1532-4125. DOI: 10.1080/00927872.2017.1344688. URL: <https://doi.org/10.1080/00927872.2017.1344688>.
- [AS23] G. Arzhantseva and M. Steenbock. “Rips construction without unique product”. In: *Pacific J. Math.* 322.1 (2023), pp. 1–9. ISSN: 0030-8730,1945-5844. DOI: 10.2140/pjm.2023.322.1. URL: <https://doi.org/10.2140/pjm.2023.322.1>.
- [BJ24] I. Bondarenko and K. Juschenko. “The zero divisor conjecture and Mealy automata”. In: *arXiv preprint arXiv:2402.08625* (2024). URL: <https://doi.org/10.48550/arXiv.2402.08625>.
- [Bro76] K. A. Brown. “On zero divisors in group rings”. In: *Bull. London Math. Soc.* 8.3 (1976), pp. 251–256. ISSN: 0024-6093,1469-2120. DOI: 10.1112/blms/8.3.251. URL: <https://doi.org/10.1112/blms/8.3.251>.
- [Car14] W. Carter. “New examples of torsion-free non-unique product groups”. In: *J. Group Theory* 17.3 (2014), pp. 445–464. ISSN: 1433-5883,1435-4446. DOI: 10.1515/jgt-2013-0051. URL: <https://doi.org/10.1515/jgt-2013-0051>.
- [Coh74] J. M. Cohen. “Zero divisors in group rings”. In: *Comm. Algebra* 2 (1974), pp. 1–14. ISSN: 0092-7872,1532-4125. DOI: 10.1080/00927877408822001. URL: <https://doi.org/10.1080/00927877408822001>.
- [CP13] D. A. Craven and P. Pappas. “On the unit conjecture for supersoluble group algebras”. In: *J. Algebra* 394 (2013), pp. 310–356. ISSN: 0021-8693,1090-266X. DOI: 10.1016/j.jalgebra.2013.07.014. URL: <https://doi.org/10.1016/j.jalgebra.2013.07.014>.
- [DHJ15] K. Dykema, T. Heister, and K. Juschenko. “Finitely presented groups related to Kaplansky’s direct finiteness conjecture”. In: *Exp. Math.* 24.3 (2015), pp. 326–338. ISSN: 1058-6458,1944-950X. DOI: 10.1080/10586458.2014.993051. URL: <https://doi.org/10.1080/10586458.2014.993051>.
- [FS76] D. R. Farkas and R. L. Snider. “ K_0 and Noetherian group rings”. In: *J. Algebra* 42.1 (1976), pp. 192–198. ISSN: 0021-8693. DOI: 10.1016/0021-8693(76)90036-3. URL: [https://doi.org/10.1016/0021-8693\(76\)90036-3](https://doi.org/10.1016/0021-8693(76)90036-3).
- [For73] E. Formanek. “The zero divisor question for supersolvable groups”. In: *Bull. Austral. Math. Soc.* 9 (1973), pp. 69–71. ISSN: 0004-9727. DOI: 10.1017/S000497270004288X. URL: <https://doi.org/10.1017/S000497270004288X>.

- [Gar21] G. Gardam. “A counterexample to the unit conjecture for group rings”. In: Ann. of Math. (2) 194.3 (2021), pp. 967–979. ISSN: 0003-486X,1939-8980. DOI: 10.4007/annals.2021.194.3.9. URL: <https://doi.org/10.4007/annals.2021.194.3.9>.
- [Gar24] M. Garg. Kaplansky’s Conjectures Repository. https://github.com/manishagarg/Kaplanskys_Conjectures/tree/main/3_dimensional_cliques_actual_middle_link. 2024.
- [GMS15] D. Gruber, A. Martin, and M. Steenbock. “Finite index subgroups without unique product in graphical small cancellation groups”. In: Bull. Lond. Math. Soc. 47.4 (2015), pp. 631–638. ISSN: 0024-6093,1469-2120. DOI: 10.1112/blms/bdv040. URL: <https://doi.org/10.1112/blms/bdv040>.
- [Hig40a] G. Higman. “The units of group-rings”. In: Proc. London Math. Soc. (2) 46 (1940), pp. 231–248. ISSN: 0024-6115. DOI: 10.1112/plms/s2-46.1.231. URL: <https://doi.org/10.1112/plms/s2-46.1.231>.
- [Hig40b] G. Higman. “Units in group rings”. D.Phil. thesis. University of Oxford, 1940.
- [Kap57] I. Kaplansky. “Problems in the theory of rings”. In: Report of a conference on linear algebras, June. Publ. 502. Nat. Acad. Sci., Washington, DC, 1957, pp. 1–3.
- [Kap70] I. Kaplansky. ““Problems in the theory of rings” revisited”. In: Amer. Math. Monthly 77 (1970), pp. 445–454. ISSN: 0002-9890,1930-0972. DOI: 10.2307/2317376. URL: <https://doi.org/10.2307/2317376>.
- [Min24] I. Mineyev. The Topology and Geometry of Units and Zero-Divisors: Origami. <https://mineyev.web.illinois.edu/art/top-geom-uzd-origami.pdf>. 2024.
- [Mur21] A. G. Murray. “More Counterexamples to the Unit Conjecture for Group Rings”. In: arXiv e-prints, arXiv:2106.02147 (June 2021), arXiv:2106.02147. DOI: 10.48550/arXiv.2106.02147. arXiv: 2106.02147 [math.RA].
- [Pas77] D. S. Passman. The algebraic structure of group rings. Pure and Applied Mathematics. Wiley-Interscience [John Wiley & Sons], New York-London-Sydney, 1977, pp. xiv+720. ISBN: 0-471-02272-1.
- [Pro88] S. D. Promislow. “A simple example of a torsion-free, non unique product group”. In: Bull. London Math. Soc. 20.4 (1988), pp. 302–304. ISSN: 0024-6093,1469-2120. DOI: 10.1112/blms/20.4.302. URL: <https://doi.org/10.1112/blms/20.4.302>.
- [RS87] E. Rips and Y. Segev. “Torsion-free group without unique product property”. In: J. Algebra 108.1 (1987), pp. 116–126. ISSN: 0021-8693. DOI: 10.1016/0021-8693(87)90125-6. URL: [https://doi.org/10.1016/0021-8693\(87\)90125-6](https://doi.org/10.1016/0021-8693(87)90125-6).
- [Sch13] P. Schweitzer. “On zero divisors with small support in group rings of torsion-free groups”. In: J. Group Theory 16.5 (2013), pp. 667–693. ISSN: 1433-5883,1435-4446. DOI: 10.1515/jgt-2013-0017. URL: <https://doi.org/10.1515/jgt-2013-0017>.
- [Soe18] L. J. Soelberg. “Finding Torsion-free Groups Which Do Not Have the Unique Product Property”. In: 2018. URL: <https://api.semanticscholar.org/CorpusID:73664305>.
- [Ste15] M. Steenbock. “Rips-Segev torsion-free groups without the unique product property”. In: J. Algebra 438 (2015), pp. 337–378. ISSN: 0021-8693,1090-266X. DOI: 10.

1016/j.jalgebra.2015.05.004. URL: <https://doi.org/10.1016/j.jalgebra.2015.05.004>.