

A Partition Cover Approach for Tokenization

Jia Peng Lim

Singapore Management University
jiapeng.lim.2021@phdcs.smu.edu.sg

Shawn Tan

MIT-IBM Watson AI Lab
shawntan@ibm.com

Davin Choo^{*†}

Harvard University
davinchoo@seas.harvard.edu

Hady W. Lauw^{*}

Singapore Management University
hadywlauw@smu.edu.sg

Abstract

Tokenization is the process of encoding strings into tokens of a fixed vocabulary size, and is widely utilized in Natural Language Processing applications. The leading tokenization algorithm today is Byte-Pair Encoding (BPE), which formulates the tokenization problem as a compression problem and tackles it by performing sequences of merges. In this work, we formulate tokenization as an optimization objective, show that it is NP-hard via a simple reduction from vertex cover, and propose a polynomial-time greedy algorithm GREEDTOK. Our formulation naturally relaxes to the well-studied weighted maximum coverage problem which has a simple $(1 - 1/e)$ -approximation algorithm GREEDWMC. Through empirical evaluations on real-world corpora, we show that GREEDTOK outperforms BPE and UNIGRAM on compression and achieves a covering score comparable to GREEDWMC. Finally, our extensive pre-training for two transformer-based language models with 1 billion parameters, comparing the choices of BPE and GREEDTOK as the tokenizer, shows that GREEDTOK achieves a lower bit per byte even when we control for either the total dataset proportion or total training tokens.

1 Introduction

Tokenization encodes text into tokens from a fixed vocabulary and is fundamental to Natural Language Processing (NLP) applications. With Large Language Models (LLMs) growing in prominence, understanding tokenization has become increasingly important, as it plays an integral role in their architectures and even modest gains in efficiency can yield substantial computational savings. Furthermore, LLMs such as LLaMA [TLI⁺23] and Mistral [JSM⁺23] use fixed-length context windows, which will benefit from tokenizers with better compression utility that enables them to fit more information within their context window. There are also prompt-based [WWS⁺22, YYZ⁺23] and fine-tuning [FTL⁺23] techniques that increase the number of processed tokens to improve model performance.

A common way to formalize the tokenization problem is as a compression task that minimizes the ratio of tokens produced when tokenizing the input data. The leading tokenization algorithm today is Byte-Pair Encoding (BPE) [Gag94, SHB16, KHM⁺23], which formulates the tokenization problem as a compression problem and tackles it by performing a sequence of pairwise merges. Due to its popularity, there have been a multitude of recent works analyzing the theoretical properties of BPE [ZMG⁺23, KV24, WBP24]. Another approach frames tokenization as a pathing/sequence problem

^{*}Equal Advising.

[†]Part of the work was done while the author was affiliated with the National University of Singapore, Singapore

[Kud18, SRZ⁺24], Unigram [Kud18] is one such example and is favored by models with bidirectional contexts, i.e. [YDY⁺19] and [RSR⁺20]. Although UNIGRAM is believed to perform better in pre-training tasks [BD20], its compression performance is weaker compared to BPE [SRZ⁺24], affecting its adoption for large-scale expensive pre-training in language modeling.

Contributions. In this work, we deviate from the usual path, sequence, and merge-based tokenization formulations. Instead, we propose to examine the tokenization problem as a problem of *covering*.

C1. Partition cover optimization. We introduce a partition cover optimization formulation of the tokenization problem that goes beyond prior merge-based approaches [ZMG⁺23, KV24]. These earlier methods rely on bottom-up pairwise merges from an existing token set. However, the idea of tokenization is simply to efficiently represent a corpus with a judiciously selected set of tokens, whose construction is *independent* of such merge patterns. Our formulation subsumes these prior formulations in the following sense: all merge-based solutions are valid solutions to our formulation, but a solution to our formulation need not be based on bottom-up pairwise merges.

C2. Simple NP-hardness proof. We provide a simple and intuitive proof that tokenization is NP-hard in our optimization objective formulation via a reduction from vertex cover [Kar72]. Although there has been a recent concurrent work [WBP24] that also showed that the tokenization problem is NP-hard, our proof is arguably simpler due to our formulation.

C3. New polynomial-time tokenizer. We propose a polynomial-time greedy algorithm GREEDTOK that does not rely on a sequence of pairwise token merges or path construction. Evaluation on four real-world corpora shows that GREEDTOK outperforms BPE and UNIGRAM with a stronger compression of $\sim 3\%$ tokens per word. Our implementation and compression evaluations can be found at <https://github.com/PreferredAI/pcatt/>; see supplementary materials.

C4. Downstream comparison. Preliminary analysis revealed that GREEDTOK’s token sets simultaneously attain BPE’s compressibility and UNIGRAM’s token quality. To empirically validate downstream performance, we pre-trained two transformer-based LLMs with 1 billion parameters that differ only in the use of GREEDTOK or BPE as the tokenizer algorithm. Our results show that GREEDTOK outperforms BPE in both common benchmark tasks and in bits per byte, even after controlling for either the total dataset proportion or total training tokens.

C5. Empirical approximation of objective. Our partition cover formulation naturally relaxes to the well-studied weighted maximum coverage problem [Kar72, CK08] which has a simple $(1 - 1/e)$ -approximation algorithm GREEDWMC [Hoc96]. We empirically show that GREEDTOK and GREEDWMC achieve a comparable objective function value for large k , despite the latter being a relaxed problem. Although a formal approximation guarantee for GREEDTOK currently escapes us, our analysis holds for practical scenarios encountered by NLP practitioners and this empirical method of investigating approximation guarantees may be of independent interest.

Related work. There has been a recent surge of interest in analyzing tokenization. [ZMG⁺23] initiated a formal study of BPE using a bottom-up tokenization problem formulation that restricts token construction to sequential merges of two tokens from the existing vocabulary. [KV24] proved that this bottom-up tokenization problem, and its more general variant,³ is APX-complete using linear reduction [PY88] from maximum cut [Kar72] in cubic graphs. They also showed that BPE approximates a worst-case factor of between 0.333 and 0.625 for their general variant. In a recent concurrent work, [WBP24] showed that both the bottom-up tokenization problem formulation and our partition cover formulation are NP-complete from the reduction of the maximum 2-satisfiability problem. Beyond theory, empirical studies such as [LBM23] and [SFWN23] have examined the practical downstream impact of tokenizer selection in NLP tasks. With regard to tokenizer-free architectures [TTR⁺22, YSF⁺23, PPR⁺24], our formulation draws the link to the fundamental binary decision problem of whether to merge adjacent characters, as one can view next-byte predictions as merging decisions.

Compared to prior and concurrent works, our NP-hardness proof (Theorem 1) is arguably simpler due to our formulation, and we contribute a novel tokenizer that is competitive in real-world scenarios.

Outline of paper. We give our partition cover optimization formulation in Section 2, we prove that it is NP-hard in Section 3. GREEDTOK is designed in Section 4 and Section 5 contains our empirical evaluation against real world corpora. Finally, we conclude with some discussions in Section 6.

³Referred to as optimal merge sequence and optimal pair encoding respectively in their work.

Notation. We use standard set notations such as $|A|$ to represent the size of set A , and standard asymptotic notations such as $O(\cdot)$. Numbers are represented with small letters, strings/words with capital letters, and sets with bold letters. Unordered sets are denoted by $\{\cdot\}$ and ordered tuples are denoted by (\cdot) . We describe words in plaintext, e.g., hello, or as a tuple of singletons, e.g., (h,e,l,l,o).

2 A general optimization formulation for the tokenization problem

Let Σ be a fixed alphabet, i.e., a basic character set. This may be the 26 lowercase English letters or the full Unicode set, depending on the context. A corpus $\mathcal{C} = (\mathbf{W}, \text{COUNT})$ consists of a set of distinct words $\mathbf{W} \subseteq \Sigma^+$, and a count function $\text{COUNT} : \mathbf{W} \rightarrow \mathbb{N}$ that indicates word frequencies. Given a word $W \in \Sigma^+$ and a set of tokens $\mathbf{S} \subseteq \Sigma^+$, let $\text{PARTITION}(W, \mathbf{S})$ denote the minimum number of tokens from \mathbf{S} that can be concatenated in sequence to form W . For example, the word $W = \text{abc}$ can be tokenized as ab_\perpc but not as ac_\perpb , despite both token sets covering the same characters.

The goal of minimizing the total number of tokens used to represent a corpus is often referred to as optimizing compression utility.

Problem 1 (Tokenization search problem TOK). Let Σ be a fixed alphabet and define the base token set $\mathbf{B} = \{(w) : w \in \Sigma\}$ as all singleton characters. Given a corpus $\mathcal{C} = (\mathbf{W}, \text{COUNT})$, a token budget $k \in \mathbb{N}_{>0}$, and a set of candidate tokens $\mathbf{T} \subseteq \Sigma^+$, the goal is to find a subset $\mathbf{S} \subseteq \mathbf{T}$ such that $|\mathbf{S}| \leq k$ and $\sum_{W \in \mathbf{W}} \text{PARTITION}(W, \mathbf{S} \cup \mathbf{B}) \cdot \text{COUNT}(W)$ is minimized. Note that tokens \mathbf{T} are candidate substrings drawn from Σ^* that may or may not correspond to actual words.

As in standard practice, we consider the corresponding decision variant to establish NP-hardness. Once the decision variant is shown to be NP-hard, the search problem inherits this hardness, since solving the search version yields a solution to the decision version by evaluating different thresholds (in our case, the value ℓ).

Problem 2 (Tokenization decision problem). With the same setup as **Problem 1**, and given an additional integer threshold $\ell \in \mathbb{N}_{>0}$, determine whether there exists a subset $\mathbf{S} \subseteq \mathbf{T}$ such that $|\mathbf{S}| \leq k$ and $\sum_{W \in \mathbf{W}} \text{PARTITION}(W, \mathbf{S} \cup \mathbf{B}) \cdot \text{COUNT}(W) \leq \ell$.

Our formulation differs subtly but significantly from prior tokenization models, such as those in [ZMG⁺23, KV24]. Rather than viewing tokenization through the lens of string compression algorithms, we reduce tokenization to the following question: *Are two adjacent singleton symbols within a string covered by the same token?* This perspective emphasizes that tokenization is fundamentally about selecting a compact vocabulary that fully covers the corpus without imposing algorithmic constraints such as bottom-up merge sequences, which are artifacts of specific approaches like BPE. We further elaborate on the implications of our formulation in [Section 4.1](#).

3 Tokenization is NP-hard

In this section, we prove that the tokenization decision problem (**Problem 2**) is NP-hard by a reduction from the vertex cover problem, which is known to be NP-hard [Kar72]. Given a graph $\mathcal{G} = (\mathbf{V}, \mathbf{E})$ with vertex set \mathbf{V} and edge set \mathbf{E} , a vertex cover is a subset $\mathbf{S} \subseteq \mathbf{V}$ of vertices such that $|\mathbf{S} \cap \{U, V\}| \geq 1$ for every edge $\{U, V\} \in \mathbf{E}$. The decision variant of the vertex cover problem asks whether there exists a subset \mathbf{S} of size at most k .

Theorem 1. *The tokenization problem is NP-hard.*

Proof. We will prove this by reducing the vertex cover problem, which is known to be NP-hard [Kar72], to the tokenization problem. Given an arbitrary vertex cover problem instance, we show how to construct a corresponding tokenization instance. Then, we argue that the derived tokenization problem instance is a YES instance if and only if the original vertex cover problem instance is a YES instance. In this proof, for clarity, we will write words $W \in \mathbf{W}$ as a tuple of singletons instead of usual plaintext, e.g. (h,e,l,l,o) instead of hello.

Construction. Consider an arbitrary vertex cover problem given by the graph $\mathcal{G} = (\mathbf{V}, \mathbf{E})$ over n vertices $\mathbf{V} = \{V_1, \dots, V_n\}$ and a positive integer $k \in \mathbb{N}_{\geq 0}$. To construct an instance of the tokenization problem, we first define the alphabet as follows: $\Sigma = \{V_1, \dots, V_n, @\}$ where $@$ is

an additional symbol which we will use later. So, we have $\mathbf{B} = \{(V_1), \dots, (V_n), (@)\}$. For each edge $\{V_i, V_j\} \in \mathbf{E}$ with $i < j$, we create a word $W_{i,j} = (@, V_i, @, V_j, @)$ and define the set of words as $\mathbf{W} = \{W_{i,j} : \{V_i, V_j\} \in \mathbf{E}\}$ where each word has count 1, i.e. $\text{COUNT}(W) = 1$ for all $W \in \mathbf{W}$. Then, we define the set of candidate tokens $\mathbf{T} = \{(@, V_i, @) : V_i \in \mathbf{V}\}$. Finally, we set $\ell = 3|\mathbf{W}| = 3|\mathbf{E}|$ and associate the parameter k in the vertex cover problem instance to the corresponding parameter k in the tokenization problem instance. One can check that this derived tokenization instance can be constructed in polynomial time.

Observation. Observe that every word $W \in \mathbf{W}$ has length 5 and each token in \mathbf{S} has length 3, so $\text{PARTITION}(W, \mathbf{S} \cup \mathbf{B})$ will either be 3, when there is some token in \mathbf{S} that is a contiguous subword of W , or 5 otherwise. For instance, given the word $W_{i,j} = (@, V_i, @, V_j, @)$, we have $\text{PARTITION}(W_{i,j}, \mathbf{S} \cup \mathbf{B}) = 3$ if and only if at least one of $(@, V_i, @)$ or $(@, V_j, @)$ is chosen in \mathbf{S} (both could be in \mathbf{S}). Furthermore, since all words have count 1, the tokenization problem becomes finding $\mathbf{S} \subseteq \mathbf{T}$ such that $|\mathbf{S}| \leq k$ and $\sum_{W \in \mathbf{W}} \text{PARTITION}(W, \mathbf{S} \cup \mathbf{B}) \leq \ell = 3|\mathbf{W}|$.

YES instance of tokenization problem to YES instance of vertex cover. Suppose there exists a subset $\mathbf{S} \subseteq \mathbf{T}$ of tokens such that $|\mathbf{S}| \leq k$ and $\sum_{W \in \mathbf{W}} \text{PARTITION}(W, \mathbf{S} \cup \mathbf{B}) \leq \ell = 3|\mathbf{W}|$. Then, from the observation above, we know that this can only happen when $\text{PARTITION}(W, \mathbf{S} \cup \mathbf{B}) = 3$ for every $W \in \mathbf{W}$. This implies that for each word $W_{i,j}$, at least one of $(@, V_i, @)$ or $(@, V_j, @)$ is chosen in \mathbf{S} . Therefore, $\mathbf{S}_{\mathcal{G}} = \{V_i \in \mathbf{V} : (@, V_i, @) \in \mathbf{S}\}$ is a subset of size $|\mathbf{S}_{\mathcal{G}}| = |\mathbf{S}| \leq k$ and corresponds to a vertex cover of the original graph \mathcal{G} .

YES instance of vertex cover to YES instance of tokenization problem. Suppose the original vertex cover instance for graph $\mathcal{G} = (\mathbf{V}, \mathbf{E})$ has a vertex cover $\mathbf{S}_{\mathcal{G}}$ of size $|\mathbf{S}_{\mathcal{G}}| \leq k$. Then, let us define $\mathbf{S} = \{(@, V_i, @) \in \Sigma^+ : V_i \in \mathbf{S}_{\mathcal{G}}\}$ as the set of chosen tokens of size $|\mathbf{S}| = |\mathbf{S}_{\mathcal{G}}| \leq k$. Since $\mathbf{S}_{\mathcal{G}}$ is a set cover for \mathcal{G} , by construction of \mathbf{W} , we see that $\text{PARTITION}(W, \mathbf{S} \cup \mathbf{B}) = 3$ for all $W \in \mathbf{W}$. Therefore, $\sum_{W \in \mathbf{W}} \text{PARTITION}(W, \mathbf{S} \cup \mathbf{B}) = 3|\mathbf{W}|$. \square

Example 1. Consider a vertex cover instance on a graph $\mathcal{G} = (\mathbf{V}, \mathbf{E})$ with vertices $\mathbf{V} = \{V_1, \dots, V_5\}$ and edges $\mathbf{E} = \{\{V_1, V_2\}, \{V_1, V_4\}, \{V_1, V_5\}, \{V_2, V_3\}, \{V_2, V_4\}, \{V_3, V_5\}\}$ where the subset $\mathbf{S} = \{V_1, V_3, V_4\}$ is a vertex cover of size $|\mathbf{S}| = k = 3$. Fig. 1 illustrates the corresponding tokenization problem instance created according to the construction in the proof of Theorem 1.

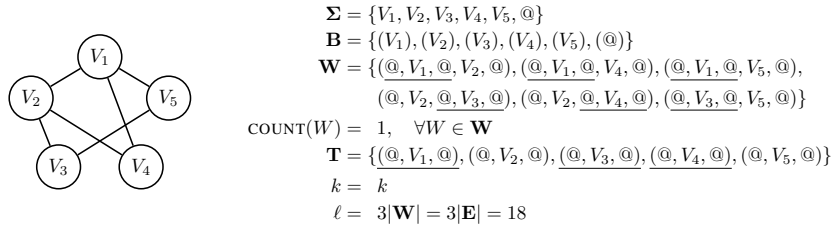


Figure 1: An example tokenization problem instance construction according to the proof of Theorem 1. The tokens corresponding to the vertex cover $\mathbf{S} = \{V_1, V_3, V_4\}$ are underlined in \mathbf{T} . A possible tokenization of \mathbf{W} using $\mathbf{S} \cup \mathbf{B}$ is also given with tokens in \mathbf{S} being underlined, showing that each word in \mathbf{W} only needs 3 tokens.

4 GREEDTOK: Our greedy tokenizer

Challenges in designing an efficient algorithm. In Section 3, we showed that the tokenization problem (TOK) is NP-hard. Developing efficient algorithms for NP-hard problems typically involves strategies that trade off between exactness, runtime, and solution quality. Since our focus is on scalable, real-world applications, we aim for polynomial-time approximations and do not pursue fixed-parameter tractable algorithms. Unfortunately, the common approximation strategies that are used to design efficient algorithms for NP-hard problems with provable approximation guarantee are not applicable here. Firstly, while submodular functions admit efficient greedy $(1 - 1/e)$ -approximations [NWF78], our objective is neither submodular nor supermodular (see Appendix A). Secondly, relax-and-round methods, like those used for vertex cover [WS11], become impractical due to the sheer scale of real-world corpora which induces large numbers of variables and constraints.

4.1 An equivalent mixed integer program formulation

To design our algorithm GREEDTOK for TOK, we begin by reformulating the problem in terms of a mixed linear program (MIP). This serves two purposes. First, the MIP provides a straightforward and intuitive framework that simplifies the definition and implementation of our greedy algorithm. Second, it naturally relaxes to the well-known weighted maximum coverage problem (WMC), which is submodular and admits a greedy $(1 - 1/e)$ -approximation algorithm [Hoc96, Section 3.9]. Although we cannot formally establish approximation guarantees for GREEDTOK, its connection to WMC enables empirical comparisons with GREEDWMC in TOK instances; see Section 5.3.

We define $\text{COVER}(W, \mathbf{S})$ as the maximum number of adjacent singletons in word W that can be grouped into tokens from \mathbf{S} , with each character used at most once. For example, with $W = \text{scaredy}$ and $\mathbf{S} = \{\text{care}, \text{edy}\}$, we have $\text{COVER}(W, \mathbf{S}) = 3$ from concatenating 3 adjacent singleton pairs in “care”, constrained on the position of ‘e’ which can only be used once. Meanwhile, $\text{PARTITION}(W, \mathbf{S} \cup \mathbf{B}) = 4$ via s_care_d_y . Notice that $|W| = \text{PARTITION} + \text{COVER}$. This lets us rewrite the minimization objective from Problem 1 as an equivalent maximization objective:

$$\min \sum_{W \in \mathbf{W}} \text{COUNT}(W) \cdot \text{PARTITION}(W, \mathbf{S} \cup \mathbf{B}) = \max \sum_{W \in \mathbf{W}} \text{COUNT}(W) \cdot \text{COVER}(W, \mathbf{S}).$$

We refer to both forms as TOK. Now, recall that \mathbf{W} represents the set of words in the corpus where each word $W = (W_1, \dots, W_{|W|}) \in \mathbf{W}$ has length $|W|$ and appears with frequency $\text{COUNT}(W) \geq 1$. Although our formulation permits any candidate token set \mathbf{T} , identifying an optimal solution requires considering all substrings of length ≥ 2 within \mathbf{W} , i.e. there is a total number of $|\mathbf{T}| \leq \sum_{W \in \mathbf{W}} \left(\binom{|W|}{2} - |W| \right)$ such substrings, where $\binom{|W|}{2}$ counts all start-end pairs, and we subtract $|W|$ to exclude singletons. In the following, we use the notation $A \subseteq B$ to denote that A is a substring of B , e.g. for \subseteq force, and adopt a 1-based indexing in the MIP below.

To formulate Problem 1 as an MIP, our goal is to choose a subset $\mathbf{S} \subseteq \mathbf{T}$ of size $|\mathbf{S}| \leq k$ such that the following objective is maximized, encoding $\max \sum_{W \in \mathbf{W}} \text{COUNT}(W) \cdot \text{COVER}(W, \mathbf{S})$, where $c_W = \text{COUNT}(W)$:

$$\max \sum_{W \in \mathbf{W}} c_W \cdot \left(\sum_{i=1}^{|W|-1} m_{i,i+1}^W \right) \quad (1)$$

with the binary variables $x_T \in \{0, 1\}$ for all tokens $T \in \mathbf{T}$ (Did we choose token $T \in \mathbf{T}$, i.e. $T \in \mathbf{S}$?), $m_{1,2}^W, \dots, m_{|W|-1,|W|}^W \in \{0, 1\}$, for all words $W \in \mathbf{W}$ (Are the i^{th} singleton W_i and the $(i+1)^{\text{th}}$ singleton W_{i+1} covered by the same token?), and $m_{1,2}^{W,T}, \dots, m_{|W|-1,|W|}^{W,T} \in \{0, 1\}$, for all words $W \in \mathbf{W}$ and tokens $T \in \mathbf{T}$ (Did token $T \in \mathbf{S}$ cover the i^{th} singleton W_i and the $(i+1)^{\text{th}}$ singleton W_{i+1} ?), under the following constraints:

- $\sum_T x_T \leq k$.
- $x_T \geq m_{i,i+1}^{W,T}$ if $(W_i, W_{i+1}) \subseteq T$,
- $\sum_T m_{i,i+1}^{W,T} \geq m_{i,i+1}^W$,
- $\sum_T m_{i,i+1}^{W,T} \leq 1$, $\forall W \in \mathbf{W}, \forall T \in \mathbf{T}, \forall i \in \{1, \dots, |W| - 1\}$.
- $m_{i,i+1}^{W,T} = m_{i+1,i+2}^{W,T}$ if $(W_i, W_{i+1}, W_{i+2}) \subseteq T$, $\forall W \in \mathbf{W}, \forall T \in \mathbf{T}, \forall i \in \{1, \dots, |W| - 2\}$.
- $\sum_T m_{s-1,s}^{W,T} \leq 1 - m_{s,s+1}^{W,T}$, if (W_s, W_{s+1}) starts T , $\forall W \in \mathbf{W}, \forall T \in \mathbf{T}, \forall s \in \{2, \dots, |W| - 1\}$.
- $\sum_T m_{e,e+1}^{W,T} \leq 1 - m_{e-1,e}^{W,T}$, if (W_{e-1}, W_e) ends T , $\forall W \in \mathbf{W}, \forall T \in \mathbf{T}, \forall e \in \{2, \dots, |W| - 1\}$.

For a more thorough explanation of our MIP formulation with examples, please refer to Appendix B.

4.2 Relation to weighted maximum coverage

Like the vertex cover problem, the weighted maximum coverage problem (WMC) is NP-hard [Kar72, WS11, Hoc96]. Given a set of elements $\mathbf{L} = \{L_1, \dots, L_{|\mathbf{L}|}\}$ with weights $\mathcal{W} = \{w_1, \dots, w_{|\mathbf{L}|}\}$, a collection of subsets $\mathbf{U} = \{U_1, \dots, U_{|\mathbf{U}|}\}$ where each $U_i \subseteq \mathbf{L}$, and an integer budget k , the goal is to select $\mathbf{U}' \subseteq \mathbf{U}$, such that $|\mathbf{U}'| \leq k$, to maximize the total weights of covered elements $\sum_{L_i \in \bigcup \mathbf{U}'} w_i$.

With some effort, one can show that WMC admits a mixed integer program with the same objective as Eq. (1) but with fewer constraints. Details are provided in Appendix C.

Implication. Since WMC shares the same objective as TOK but under weaker constraints, its optimal value is at least that of TOK. As WMC admits a $(1 - 1/e)$ -approximate greedy algorithm (GREEDWMC), this guarantee also applies to its performance in TOK instances, although the solution from GREEDWMC may violate tokenization constraints. Nevertheless, if GREEDTOK achieves objective values comparable to GREEDWMC, it suggests that GREEDTOK may offer a similar approximation ratio for TOK despite lacking formal guarantees.

4.3 A polynomial-time greedy algorithm

We now informally describe our algorithm, GREEDTOK, which consists of two main steps: (1) selecting a token set \mathbf{S} from candidate substrings \mathbf{T} , and (2) tokenizing words \mathbf{W} using \mathbf{S} ; see Appendix G for pseudocode and examples.

We begin by constructing the candidate token set \mathbf{T} , considering all substrings of length ≥ 2 within the words \mathbf{W} in the corpus. Then, for any $\mathbf{S} \subseteq \mathbf{T}$, let $f(\mathbf{S})$ be the objective value in our MIP formulation (see Section 4.1). Starting with $\mathbf{S} = \emptyset$, we iteratively add tokens to \mathbf{S} by selecting $\tau = \operatorname{argmax}_{T \in \mathbf{T} \setminus \mathbf{S}} f(\mathbf{S} \cup \{T\}) - f(\mathbf{S})$, subject to MIP constraints, to \mathbf{S} until $|\mathbf{S}| = k$. This process induces a natural ordering within the tokens in \mathbf{S} .

To tokenize a word $W \in \mathbf{W}$ using \mathbf{S} , we scan its singletons to identify possible matches to the tokens in \mathbf{S} and sort these matches by the order in which the tokens were added to \mathbf{S} . We then iterate through these candidate covers and, if the cover satisfies the MIP constraints, mark the corresponding positions in a bitmask m^W to cover the substring with the selected token.

A direct implementation yields a runtime of $O(|\mathbf{T}| \cdot k \cdot \sum_{W \in \mathbf{W}} |W|)$ when selecting \mathbf{S} and $O(|W|^2 \cdot \log |W|)$ when tokenizing a word W . Note that this token ordering arises from the greedy nature of GREEDTOK but is not required for solving TOK, just as merge sequences are not fundamental to tokenization. Despite the higher asymptotic costs than BPE, we show in Section 5.1 that with implementation optimizations, GREEDTOK is practical for real-world NLP use.

Comparing to BPE. GREEDTOK’s token order resembles the merge sequence in BPE, as both select one token per iteration. However, GREEDTOK operates without the constraints of pairwise merges, allowing more flexible token selection. BPE beats GREEDTOK in terms of computational complexity, with a selection cost of $O(k \cdot \sum_{W \in \mathbf{W}} |W|)$ and per-word tokenization cost of $O(|W|^2)$ when using the pairwise caching approach [Ope23]. However, this selection cost is a one-off cost that does not affect downstream applications. Additionally, we empirically show that the modest overhead of $O(\log |W|)$ in tokenization is worth the improvements in downstream tasks; see Section 5.

Comparing to UNIGRAM. UNIGRAM’s likelihood objective \mathcal{L} can be interpreted as a negative log-weighted version of TOK; see derivation in Appendix D and example where optimizing \mathcal{L} may yield unfavorable behavior. While both GREEDTOK and UNIGRAM freely select tokens from \mathbf{T} , UNIGRAM prunes \mathbf{T} to size $|\mathbf{S}| = k$, while GREEDTOK builds \mathbf{S} up from \emptyset . Computational complexity wise, UNIGRAM’s selection cost of $O(|\mathbf{T}| \cdot \log k \cdot \sum_{W \in \mathbf{W}} |W|)$ beats GREEDTOK’s but its per-word tokenization cost of $O(k \cdot |W|)$ exceeds GREEDTOK’s when $k \gg |W| \log |W|$. With large k being common in practical real-world use cases, this is one reason why UNIGRAM is often not used in production systems despite being known to produce higher-quality tokens [BD20, SRZ⁺24].

5 Empirical evaluation of GREEDTOK on real-world datasets

Our implementation of GREEDTOK is on C++ and accessible using Python bindings or through HuggingFace’s API via a simple import line, enabling easy integration onto existing codebases.

5.1 Evaluating GREEDTOK’s compression

We compared GREEDTOK against BPE and UNIGRAM by measuring compression performance across four real-world corpora at varying token budget levels $|\mathbf{S}| = k$; see Table 1. We define the singleton set \mathbf{B} as all 256 byte values, \mathbf{W} as the set of space-delimited UTF-8 strings (byte sequences) extracted from each corpus, and introduce a special token to mark the start of a string following a

Table 2: This table reports the compression performance of GREEDTOK/BPE/UNIGRAM algorithms. For UNIGRAM, we increase the input k by 75/84/108/94 respectively to account for the compulsory character inclusion into \mathbf{T} . GREEDTOK (GTK) outperforms BPE and UNIGRAM in larger corpora (arXiv, PubMed, wiki), with mean improvement of 2.88% over BPE and 3.43% over UNIGRAM.

	k	1000	2000	3000	4000	5000	2000	4000	6000	8000	10000
GTK Tokens/Word	UN	1.607	1.374	1.268	1.205	1.163	1.603	1.397	1.301	1.244	1.206
BPE Tokens/Word		1.688	1.431	1.311	1.241	1.194	1.650	1.431	1.328	1.266	1.225
GTK's Improvement (%)		4.86	3.99	3.33	2.92	2.54	2.85	2.38	2.02	1.75	1.52
UNIGRAM Tokens/Word		1.655	1.385	1.261	1.193	1.148	1.699	1.465	1.359	1.297	1.257
GTK's Improvement (%)		2.90	0.78	-0.51	-0.97	-1.30	5.63	4.63	4.21	4.05	4.02
GTK Tokens/Word	arXiv	1.742	1.475	1.349	1.275	1.226	1.692	1.489	1.389	1.326	1.283
BPE Tokens/Word		1.837	1.551	1.407	1.320	1.263	1.731	1.519	1.413	1.347	1.301
GTK's Improvement (%)		5.12	4.94	4.15	3.41	2.89	2.26	1.98	1.71	1.53	1.37
UNIGRAM Tokens/Word		1.793	1.558	1.444	1.378	1.332	1.793	1.558	1.444	1.378	1.332
GTK's Improvement (%)		6.74	4.92	4.30	3.96	3.88	5.62	4.43	3.84	3.75	3.70
GTK Tokens/Word	wiki	1.692	1.489	1.389	1.326	1.283	1.731	1.519	1.413	1.347	1.301
BPE Tokens/Word		1.731	1.519	1.413	1.347	1.301	1.793	1.558	1.444	1.378	1.332
GTK's Improvement (%)		2.26	1.98	1.71	1.53	1.37	5.62	4.43	3.84	3.75	3.70
UNIGRAM Tokens/Word		1.793	1.558	1.444	1.378	1.332	1.793	1.558	1.444	1.378	1.332
GTK's Improvement (%)		6.74	4.92	4.30	3.96	3.88	5.62	4.43	3.84	3.75	3.70

space character. The function COUNT maps each $W \in \mathbf{W}$ to its frequency in the corpus in UTF-8 format. The candidate token set \mathbf{T} for GREEDTOK includes all substrings of words in \mathbf{W} while UNIGRAM's is at the character level. In contrast, BPE begins with an empty \mathbf{T} and builds tokens incrementally from \mathbf{B} , depending on the final $|\mathbf{S}| = k$. Thus, both GREEDTOK and BPE produce final token sets of size $|\mathbf{B}| + k$. However, in addition, we allow UNIGRAM to include frequent (possibly multibyte) characters in the final vocabulary due to the sentencepiece implementation, i.e. it has a final token set size larger than $|\mathbf{B}| + k$.

Discussion. We see from Table 2 that GREEDTOK consistently uses fewer tokens on average to represent the same data. Since BPE relies on repeated applications of merge rules to build large tokens, this suggests that many intermediate tokens created during merging may never be used in the final encoding, effectively wasting vocabulary capacity that could be allocated to more useful tokens. Meanwhile, we know from our example in Appendix D that UNIGRAM can over-prioritize whole words at the expense of informative subword tokens, and the empirical results of Table 2 confirms our suspicion that such suboptimal scenarios are not rare.

Table 1: Dataset statistics and the time taken for compute with word counts as inputs, conducted with AMD EPYC 9654 @ 2.40GHz. Refer to Appendix F.1 for additional dataset descriptions.

Dataset	$ \mathbf{W} $	$\sum_W^W c_W$	$ \mathbf{T} $	max $ \mathbf{S} $	Time
UN	105K	37M	884K	5K	6s
arXiv	881K	366M	7,626K	5K	63s
wiki	8,769K	2,949M	93.5M	10K	11m
PubMed	6,527K	4,149M	121M	10K	11m

5.2 Evaluating GREEDTOK's language pre-training

In Appendix E, we show empirical evidence that the token sets produced by GREEDTOK more closely resemble UNIGRAM than BPE, suggesting that they may inherit some of UNIGRAM's favorable token characteristics. To test this hypothesis, we pretrain two 1B-parameter language models (details in Appendix F.2), differing only in tokenizer choice — GREEDTOK versus BPE.⁴ Both models use a vocabulary size of 65,536 and are trained on approximately 20% of the DCLM Dedup dataset [TGD⁺24, LFS⁺24], with their final token sets being 75% similar.

Table 3: The token count statistics for all three settings. GREEDTOK uses nearly 18% fewer tokens to represent the entire DCLM Dedup dataset. The total training tokens used is around 629B tokens.

Experiment Name	Tokenizer	Full dataset tokens	Training tokens	Dataset %
BPEM	BPE	$8.94 \cdot 10^{11}$	$6.29 \cdot 10^{11}$	70.35%
Equal Tokens (GTET)	GREEDTOK	$7.35 \cdot 10^{11}$	$6.29 \cdot 10^{11}$	85.58%
Equal Proportion (GTEP)	GREEDTOK	$7.35 \cdot 10^{11}$	$5.03 \cdot 10^{11}$	68.47%

⁴We use BPE as the baseline, given its status as the most widely adopted tokenizer for LLMs [KHM⁺23].

We compare the BPE-based model (BPEM) against two versions (GTET and GTEP) of the GREEDTOK-based model under different training constraints, summarized in Table 3:

1. **GREEDTOK Equal Tokens (GTET)**. Trained using the same number of tokens as BPEM. This setting isolates the impact of denser token representations by fixing the token count.
2. **GREEDTOK Equal Proportion (GTEP)**. Trained using the same proportion of the original dataset as BPEM. Here, the number of training tokens differs, based on each tokenizer’s compression ratio, allowing us to examine the effect of using fewer tokens from equivalent text coverage.

Evaluation. We use the popular Language Model Evaluation Harness [GTA⁺24] toolkit and their predefined evaluation settings to evaluate BPEM, GTET, and GTEP. Several popular benchmark sets were used for evaluation, refer to Appendix F.3 for more information.

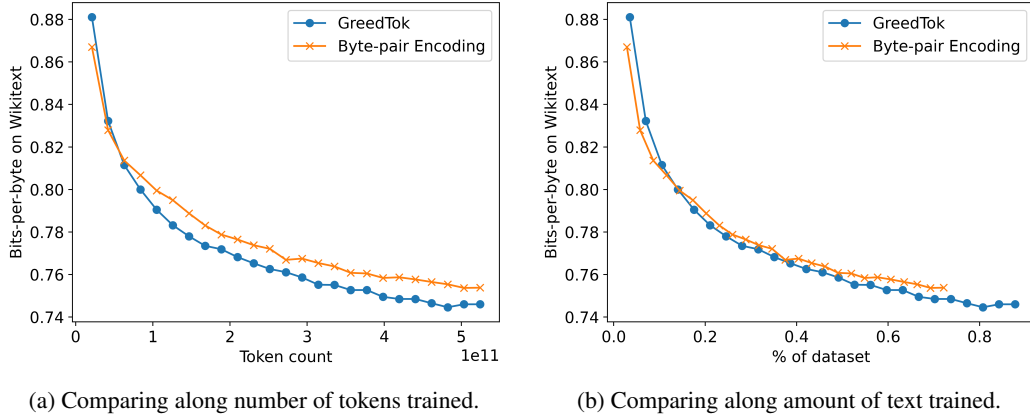


Figure 2: We plot the bits/byte improvement across phase 1 training for model using GREEDTOK and BPE on different scales. The bits/byte metric is independent of tokenization and reflects true compression performance on the underlying data. Since both GTET and GTEP are equivalent in phase 1 for the first 100,000 steps, we examine bits/byte improvement on Wikitext with different scales on the x-axes.

Table 4: Evaluation results on popular benchmarks. GTET/GTEP obtained better scores than BPEM.

	Accuracy (normalized)						Accuracy					bits/byte	
	ARC-c	ARC-e	Hella-Swag	OBQA	PIQA	SciQ	BoolQ	COPA	LAMB-BADA	RACE	Wino-grande	Avg.	Wikitext
BPEM	36.2	67.9	65.6	40.0	75.7	89.8	65.8	81.0	61.1	36.4	62.8	62.0	0.7066
GTEP	37.6	68.8	64.9	39.6	75.6	90.0	67.6	79.0	63.9	36.8	63.5	62.5	0.7028
GTET	38.3	70.0	65.7	40.6	75.8	90.5	67.7	82.0	64.6	37.7	62.6	63.2	0.6989

Discussion. Previous works report either similar or a decrease in performance stemming from better compression [Gal19, GCE⁺24, SRZ⁺24, AFT⁺24]. One plausible explanation for these results is that, given any sentence, a tokenizer with a lower compression rate uses more tokens, which results in a higher number of total activations in a transformer during inference. This increase in the effective *width* of the transformer’s computation circuit can increase its expressive power [PMB24], resulting in better performance for poorer compression. However, the results in Table 4 show that GREEDTOK, compared to its BPE counterpart, has achieved better compression while still maintaining model performance. This suggests an example of meaningful compression, with both GTET and GTEP outperforming BPEM on the evaluated benchmarks. From Fig. 2a, when training on equal token count, GREEDTOK is ahead. While Fig. 2b shows that, when normalized and trained on equivalent byte-lengths of data, GREEDTOK performs comparably to BPE highlighting the competitive modeling capacity of GREEDTOK, despite structural differences in tokenization. Our results suggest that the higher compression rate of GREEDTOK does not negatively affect downstream performance. Furthermore, it is even possible to achieve the same results with GREEDTOK while using fewer tokens for training.

5.3 Towards understanding GREEDTOK’s approximability

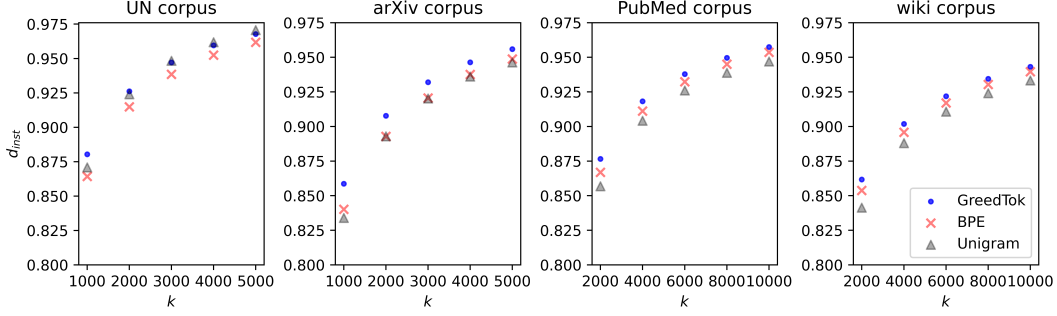


Figure 3: Plots showing exact d_{inst} of each problem instance at different $|\mathbf{S}| = k$. As k increases, the ratio of objectives d_{inst} between GREEDTOK/BPE/UNIGRAM and GREEDWMC closes to 1.

We reformulated **Problem 1** into a MIP in **Section 4.1** as it relaxes naturally into the maximum coverage problem, which has a corresponding $(1 - 1/e)$ approximate algorithm GREEDWMC. Using GREEDWMC on the same problem instances of similar k , we can calculate the ratio of objectives between GREEDTOK and GREEDWMC and define $d_{\text{inst}} = \frac{\text{GREEDTOK}}{\text{GREEDWMC}}$ for each instance. Therefore, GREEDTOK attains an objective value *at least* $d_{\text{inst}}(1 - 1/e)$ times the optimal objective of **Eq. (2)** by definition, with GREEDWMC’s objective value is *at least* that of TOK; see **Section 4.2**.

Discussion. From **Fig. 3**, for the four selected corpora, we plot d_{inst} against k , observing that as k increases, d_{inst} climbs towards 1. In addition, to ensure that the results are generalizable to the wider internet corpus, we evaluate on RefinedWeb corpus, and obtain similar findings; see **Fig. 4**. Empirically, GREEDTOK achieves an objective value of at least $0.9(1 - 1/e)$ of the optimal for large k , relevant for practical NLP scenarios. With $d_{\text{inst}} \rightarrow 1$, this implies that the room for possible compression improvements narrows.

6 Conclusion

In this work, we showed that the tokenization problem is NP-hard and provided a greedy algorithm GREEDTOK that is a practical alternative over incumbents BPE and UNIGRAM, and may even be a better option for language pre-training. Although recent works [HKM⁺24, GT24] had pushed the limits of context length, plausibly reducing the importance of compression, GREEDTOK can still offer a flexible platform to explore new alternate objectives, such as integrating NLP downstream objectives [BD20] and fairness [LBG⁺24] constraints into its MIP formulation. Finally, recall that the tokenization problem has the confounding property of being neither supermodular nor submodular. Although we show that GREEDTOK achieves an approximation ratio of at least $0.9(1 - 1/e)$ for large k , a formal proof is lacking. Nevertheless, this is an intriguing theoretical problem. We hope that our formulation of the tokenization problem and the accompanying toolkit will be valuable for future research.

Computational feasibility. While the theoretical runtime of GREEDTOK for selecting \mathbf{S} is $O(|\mathbf{T}| \cdot k \cdot \sum_{W \in \mathbf{W}} |W|)$, a key optimization is to update a token T ’s marginal contribution only when it is being evaluated for inclusion. Empirically, we observe that this lazy evaluation strategy scales like $\Theta(|\mathbf{T}| \cdot \sum_{W \in \mathbf{W}} |W|)$, making GREEDTOK practical for large-scale NLP workloads. **Table 1**

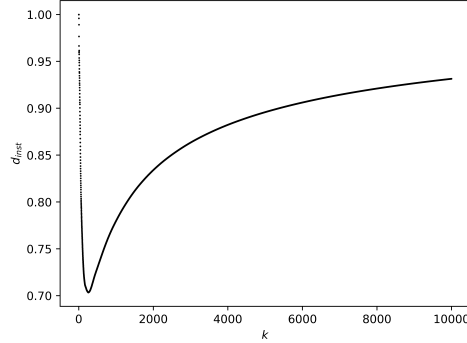


Figure 4: We sampled documents from RefinedWeb corpus at a probability of 0.01 across 40 independent runs, then run GREEDTOK. Plotting mean d_{inst} shows it trending towards 1, empirically showing GREEDTOK is a $0.9(1 - 1/e)$ -approximate algorithm.

summarizes the time for GREEDTOK to compute \mathbf{S} at the largest tested size $|\mathbf{S}| = \max k$ (see [Section 5.1](#)). In a larger experiment, with $|\mathbf{W}| = 14.3\text{M}$ and $|\mathbf{T}| = 251\text{M}$, GREEDTOK computed \mathbf{S} in 34 minutes using 160GB of RAM. This cost can be reduced by reducing the search space, limiting $\max |\mathbf{W}|$, filtering \mathbf{W} , or pruning \mathbf{T} by substring length or frequency. To benchmark encoding speed, we tokenize a subset of the wiki corpus (70K articles, 97M words) using a vocabulary of $|\mathbf{S}| = 100\text{K}$ (from `cl100k_base` in TIKTOKEN [\[Ope23\]](#)). Our current implementation of GREEDTOK achieves 700K–800K words per second per thread, and we expect further optimization is possible. These results demonstrate that GREEDTOK is feasible for integration into modern NLP pipelines.

Future extensions. There are many tokenization techniques that augment an initial token set produced from core tokenization algorithms like BPE and UNIGRAM. Likewise, these methods could also be used to augment the token sets produced from GREEDTOK. For example, BPE-DROPOUT [\[PEV20\]](#) introduces stochasticity by randomly dropping merge operations during training, yielding multiple possible segmentations per input. While GreedTok is deterministic by default, it can be adapted in a similar fashion: at each step, we can randomly skip adding the top token and proceed with updating the graph accordingly. PATHPIECE [\[SRZ+24\]](#), an encoding algorithm, can be applied directly to any token set, including the ones generated by GreedTok. PICKYBPE [\[CAKY24\]](#) refines BPE vocabulary by iteratively removing low-utility tokens, using a deletion criterion guided by a hyperparameter. For encoding, it relies on a naive greedy approach or PATHPIECE. GREEDTOK can likewise incorporate such retrospective pruning: after each token addition, evaluate and remove earlier redundant tokens to improve vocabulary efficiency. BOUNDLESSBPE [\[SRT25\]](#) and SUPERBPE [\[LHH+25\]](#) are contemporaneous methods that allow token merging across whitespace boundaries by generating longer tokens from an initial BPE token set resulting in larger token sets. GREEDTOK tokens could be used as an initial set from which these whitespace-spanning merges are constructed. VOLT [\[XZG+21\]](#) prunes an initial token set, generated via Unigram or BPE, by seeking to maximize the entropy of subword distributions. Again, GREEDTOK could serve as an upstream tokenizer to generate the initial candidate tokens for VOLT.

Limitations. The purpose of this work is to offer a new perspective on tokenization, with empirical experiments to show that this theory is practical. Pretraining language models from scratch is expensive, hence, our comparisons are limited to BPE, since it is widely adopted in current practice, and we fixed our models to have a size of 1B parameters. Although we believe that our insights and observed trends should generalize to larger models, more empirical confirmation at scale is needed. Our experiments mainly use corpora that contain commonly used languages, and did not conduct evaluations on low-resource languages, which is an important area for further exploration.

Acknowledgements

This research/project is supported by the National Research Foundation, Singapore under its AI Singapore Programme (AISG Award No: AISG3-PhD-2023-08-055T).

References

- [AFT⁺24] Mehdi Ali, Michael Fromm, Klaudia Thellmann, Richard Rutmann, Max Lübbering, Johannes Leveling, Katrin Klug, Jan Ebert, Niclas Doll, Jasper Schulze Buschhoff, Charvi Jain, Alexander Arno Weber, Lena Jurkschat, Hammam Abdelwahab, Chelsea John, Pedro Ortiz Suarez, Malte Ostendorff, Samuel Weinbach, Rafet Sifa, Stefan Kesselheim, and Nicolas Flores-Herr. Tokenizer choice for llm training: Negligible or crucial? *arXiv preprint arXiv:2310.08754*, 2024.
- [ALTdJ⁺23] Joshua Ainslie, James Lee-Thorp, Michiel de Jong, Yury Zemlyanskiy, Federico Lebrón, and Sumit Sanghai. Gqa: Training generalized multi-query transformer models from multi-head checkpoints. *arXiv preprint arXiv:2305.13245*, 2023.
- [Att15] Giuseppe Attardi. Wikiextractor. <https://github.com/attardi/wikiextractor>, 2015.
- [BD20] Kaj Bostrom and Greg Durrett. Byte Pair Encoding is Suboptimal for Language Model Pretraining. In *Findings of the Association for Computational Linguistics: EMNLP 2020*, pages 4617–4624, 2020.

- [BZB⁺20] Yonatan Bisk, Rowan Zellers, Ronan Le Bras, Jianfeng Gao, and Yejin Choi. Piqa: Reasoning about physical commonsense in natural language. In *Thirty-Fourth AAAI Conference on Artificial Intelligence*, 2020.
- [CAKY24] Pavel Chizhov, Catherine Arnett, Elizaveta Korotkova, and Ivan P. Yamshchikov. BPE gets picky: Efficient vocabulary refinement during tokenizer training. In *Proceedings of the 2024 Conference on Empirical Methods in Natural Language Processing*, 2024.
- [CCE⁺18] Peter Clark, Isaac Cowhey, Oren Etzioni, Tushar Khot, Ashish Sabharwal, Carissa Schoenick, and Oyvind Tafjord. Think you have solved question answering? try arc, the ai2 reasoning challenge. *arXiv:1803.05457v1*, 2018.
- [CK08] Reuven Cohen and Liran Katzir. The generalized maximum coverage problem. *Information Processing Letters*, 108(1):15–22, 2008.
- [CLC⁺19] Christopher Clark, Kenton Lee, Ming-Wei Chang, Tom Kwiatkowski, Michael Collins, and Kristina Toutanova. Boolq: Exploring the surprising difficulty of natural yes/no questions. In *NAACL*, 2019.
- [Com23] Common Crawl. Common crawl- open repository of web crawl data. web document. <https://commoncrawl.org>, 2023.
- [FTL⁺23] Caoyun Fan, Jidong Tian, Yitian Li, Wenqing Chen, Hao He, and Yaohui Jin. Chain-of-Thought Tuning: Masked Language Models can also Think Step By Step in Natural Language Understanding. In *Conference on Empirical Methods in Natural Language Processing (EMNLP)*, pages 14774–14785, 2023.
- [Gag94] Philip Gage. A new algorithm for data compression. *The C Users Journal*, 12(2):23–38, 1994.
- [Gal19] Matthias Gallé. Investigating the effectiveness of BPE: The power of shorter sequences. In *Proceedings of the 2019 Conference on Empirical Methods in Natural Language Processing and the 9th International Joint Conference on Natural Language Processing (EMNLP-IJCNLP)*, 2019.
- [GCE⁺24] Omer Goldman, Avi Caciularu, Matan Eyal, Kris Cao, Idan Szpektor, and Reut Tsarfaty. Unpacking tokenization: Evaluating text compression and its correlation with model performance. *arXiv preprint arXiv:2403.06265*, 2024.
- [GT24] Google Gemini Team. Gemini 1.5: Unlocking multimodal understanding across millions of tokens of context. *arXiv preprint arXiv:2403.05530*, 2024.
- [GTA⁺24] Leo Gao, Jonathan Tow, Baber Abbasi, Stella Biderman, Sid Black, Anthony DiPofi, Charles Foster, Laurence Golding, Jeffrey Hsu, Alain Le Noac’h, Haonan Li, Kyle McDonell, Niklas Muennighoff, Chris Ociepa, Jason Phang, Laria Reynolds, Hailey Schoelkopf, Aviya Skowron, Lintang Sutawika, Eric Tang, Anish Thite, Ben Wang, Kevin Wang, and Andy Zou. The language model evaluation harness, 07 2024.
- [HKM⁺24] Coleman Hooper, Sehoon Kim, Hiva Mohammadzadeh, Michael W. Mahoney, Yakun Sophia Shao, Kurt Keutzer, and Amir Gholami. KVQuant: Towards 10 Million Context Length LLM Inference with KV Cache Quantization. In *Advances in Neural Information Processing Systems (NeurIPS)*, 2024.
- [Hoc96] Dorit S. Hochbaum. Approximating covering and packing problems: set cover, vertex cover, independent set, and related problems. In *Approximation algorithms for NP-hard problems*, pages 94–143. PWS Publishing Co., 1996.
- [JBD17] Slava Jankin, Alexander Baturo, and Niheer Dasandi. United Nations General Debate Corpus 1946-2023. <https://doi.org/10.7910/DVN/0TJX8Y>, 2017.
- [JSM⁺23] Albert Q Jiang, Alexandre Sablayrolles, Arthur Mensch, Chris Bamford, Deendra Singh Chaplot, Diego de las Casas, Florian Bressand, Gianna Lengyel, Guillaume Lample, Lucile Saulnier, et al. Mistral 7B. *arXiv preprint arXiv:2310.06825*, 2023.

- [JW17] Matt Gardner Johannes Welbl, Nelson F. Liu. Crowdsourcing multiple choice science questions. *arXiv:1707.06209v1*, 2017.
- [Kar72] Richard M. Karp. Reducibility among Combinatorial Problems. In *Complexity of Computer Computations*, pages 85–103. Springer, 1972.
- [KHM⁺23] Jean Kaddour, Joshua Harris, Maximilian Mozes, Herbie Bradley, Roberta Raileanu, and Robert McHardy. Challenges and applications of large language models. *arXiv preprint arXiv:2307.10169*, 2023.
- [Kud18] Taku Kudo. Subword regularization: Improving neural network translation models with multiple subword candidates. In *Proceedings of the 56th Annual Meeting of the Association for Computational Linguistics (Volume 1: Long Papers)*, pages 66–75, 2018.
- [KV24] László Kozma and Johannes Voderholzer. Theoretical Analysis of Byte-Pair Encoding. *arXiv preprint arXiv:2411.08671*, 2024.
- [LBG⁺24] Tomasz Limisiewicz, Terra Blevins, Hila Gonen, Orevaoghene Ahia, and Luke Zettlemoyer. MYTE: Morphology-Driven Byte Encoding for Better and Fairer Multilingual Language Modeling. In *Proceedings of the 62nd Annual Meeting of the Association for Computational Linguistics (Volume 1: Long Papers)*, pages 15059–15076, 2024.
- [LBM23] Tomasz Limisiewicz, Jiří Balhar, and David Mareček. Tokenization Impacts Multilingual Language Modeling: Assessing Vocabulary Allocation and Overlap Across Languages. In *Findings of the Association for Computational Linguistics: ACL*, 2023.
- [LDM11] Hector J Levesque, Ernest Davis, and Leora Morgenstern. The Winograd schema challenge. In *AAAI Spring Symposium: Logical Formalizations of Commonsense Reasoning*, volume 46, page 47, 2011.
- [LFS⁺24] Jeffrey Li, Alex Fang, Georgios Smyrnis, Maor Ivgi, Matt Jordan, Samir Yitzhak Gadre, Hritik Bansal, Etash Guha, Sedrick Scott Keh, Kushal Arora, et al. Datacomp-1m: In search of the next generation of training sets for language models. *Advances in Neural Information Processing Systems*, 37:14200–14282, 2024.
- [LHH⁺25] Alisa Liu, Jonathan Hayase, Valentin Hofmann, Sewoong Oh, Noah A. Smith, and Yejin Choi. Superbpe: Space travel for language models, 2025.
- [LXL⁺17] Guokun Lai, Qizhe Xie, Hanxiao Liu, Yiming Yang, and Eduard Hovy. RACE: Large-scale ReAding comprehension dataset from examinations. In *Proceedings of the 2017 Conference on Empirical Methods in Natural Language Processing*, 2017.
- [MCKS18] Todor Mihaylov, Peter Clark, Tushar Khot, and Ashish Sabharwal. Can a suit of armor conduct electricity? a new dataset for open book question answering. In *EMNLP*, 2018.
- [Mis24] Mayank Mishra. Dolomite Engine: A Hyper-Optimized Library for Pretraining and Finetuning, 2024.
- [MXBS16] Stephen Merity, Caiming Xiong, James Bradbury, and Richard Socher. Pointer sentinel mixture models. *arXiv:1609.07843*, 2016.
- [NWF78] G. L. Nemhauser, L. A. Wolsey, and M. L. Fisher. An analysis of approximations for maximizing submodular set functions—I. *Mathematical Programming*, 14(1):265–294, 1978.
- [Ope23] OpenAI. tiktoken. <https://github.com/openai/tiktoken>, 2023.
- [PEV20] Ivan Provilkov, Dmitrii Emelianenko, and Elena Voita. BPE-dropout: Simple and effective subword regularization. In *Proceedings of the 58th Annual Meeting of the Association for Computational Linguistics*, 2020.

- [PKL⁺16] Denis Paperno, Germán Kruszewski, Angeliki Lazaridou, Ngoc Quan Pham, Raffaella Bernardi, Sandro Pezzelle, Marco Baroni, Gemma Boleda, and Raquel Fernández. The LAMBADA dataset: Word prediction requiring a broad discourse context. In *Proceedings of the 54th Annual Meeting of the Association for Computational Linguistics (Volume 1: Long Papers)*, 2016.
- [PMB24] Jacob Pfau, William Merrill, and Samuel R. Bowman. Let’s think dot by dot: Hidden computation in transformer language models. In *First Conference on Language Modeling*, 2024.
- [PMH⁺23] Guilherme Penedo, Quentin Malartic, Daniel Hesslow, Ruxandra Cojocaru, Alessandro Cappelli, Hamza Alobeidli, Baptiste Pannier, Ebtesam Almazrouei, and Julien Launay. The refinedweb dataset for falcon llm: Outperforming curated corpora with web data, and web data only. *arXiv preprint arXiv:2306.01116*, 2023.
- [PPR⁺24] Artidoro Pagnoni, Ram Pasunuru, Pedro Rodriguez, John Nguyen, Benjamin Muller, Margaret Li, Chunting Zhou, Lili Yu, Jason Weston, Luke Zettlemoyer, et al. Byte Latent Transformer: Patches Scale Better Than Tokens. *arXiv preprint arXiv:2412.09871*, 2024.
- [PY88] Christos Papadimitriou and Mihalis Yannakakis. Optimization, approximation, and complexity classes. In *Symposium on Theory of Computing (STOC)*, pages 229–234. Association for Computing Machinery (ACM), 1988.
- [RBG11] Melissa Roemmele, Cosmin Adrian Bejan, and Andrew S. Gordon. Choice of plausible alternatives: An evaluation of commonsense causal reasoning. In *2011 AAAI Spring Symposium Series*, 2011.
- [RSR⁺20] Colin Raffel, Noam Shazeer, Adam Roberts, Katherine Lee, Sharan Narang, Michael Matena, Yanqi Zhou, Wei Li, and Peter J. Liu. Exploring the limits of transfer learning with a unified text-to-text transformer. *J. Mach. Learn. Res.*, 21(1), 2020.
- [SBBC19] Keisuke Sakaguchi, Ronan Le Bras, Chandra Bhagavatula, and Yejin Choi. Winogrande: An adversarial winograd schema challenge at scale. *arXiv preprint arXiv:1907.10641*, 2019.
- [SFWN23] Jimin Sun, Patrick Fernandes, Xinyi Wang, and Graham Neubig. A Multi-dimensional Evaluation of Tokenizer-free Multilingual Pretrained Models. In *Findings of the Association for Computational Linguistics: EACL*, 2023.
- [Sha20] Noam Shazeer. Glu variants improve transformer. *arXiv preprint arXiv:2002.05202*, 2020.
- [SHB16] Rico Sennrich, Barry Haddow, and Alexandra Birch. Neural Machine Translation of Rare Words with Subword Units. In *Proceedings of the 54th Annual Meeting of the Association for Computational Linguistics (Volume 1: Long Papers)*, pages 1715–1725, 2016.
- [SRTP25] Craig W. Schmidt, Varshini Reddy, Chris Tanner, and Yuval Pinter. Boundless byte pair encoding: Breaking the pre-tokenization barrier. *arXiv preprint arXiv:2504.00178*, 2025.
- [SRZ⁺24] Craig W Schmidt, Varshini Reddy, Haoran Zhang, Alec Alameddine, Omri Uzan, Yuval Pinter, and Chris Tanner. Tokenization Is More Than Compression. In *Proceedings of the 2024 Conference on Empirical Methods in Natural Language Processing*, 2024.
- [SSM⁺24] Yikang Shen, Matthew Stallone, Mayank Mishra, Gaoyuan Zhang, Shawn Tan, Aditya Prasad, Adriana Meza Soria, David D Cox, and Rameswar Panda. Power scheduler: A batch size and token number agnostic learning rate scheduler. *arXiv preprint arXiv:2408.13359*, 2024.
- [TGD⁺24] Yury Tokpanov, Paolo Glorioso, Ayush Dattagupta, Vibhu Jawa, Ryan Wolf, Vikranth Jeyakumar, Arham Mehta, Quentin Anthony, and Beren Millidge. Building Zyd-2, a 5 Trillion Token High-Quality Dataset, with NVIDIA NeMo Curator, 2024.

- [TLI⁺23] Hugo Touvron, Thibaut Lavril, Gautier Izacard, Xavier Martinet, Marie-Anne Lachaux, Timothée Lacroix, Baptiste Rozière, Naman Goyal, Eric Hambro, Faisal Azhar, et al. Llama: Open and efficient foundation language models. *arXiv preprint arXiv:2302.13971*, 2023.
- [TTR⁺22] Yi Tay, Vinh Q. Tran, Sebastian Ruder, Jai Gupta, Hyung Won Chung, Dara Bahri, Zhen Qin, Simon Baumgartner, Cong Yu, and Donald Metzler. Charformer: Fast character transformers via gradient-based subword tokenization. In *International Conference on Learning Representations (ICLR)*, 2022.
- [VSP⁺17] Ashish Vaswani, Noam Shazeer, Niki Parmar, Jakob Uszkoreit, Llion Jones, Aidan N. Gomez, Lukasz Kaiser, and Illia Polosukhin. Attention is all you need. *arXiv preprint arXiv:1706.03762*, 2017.
- [WBP24] Philip Whittington, Gregor Bachmann, and Tiago Pimentel. Tokenisation is NP-Complete. *arXiv preprint arXiv:2412.15210*, 2024.
- [WS11] David P. Williamson and David B. Shmoys. *The Design of Approximation Algorithms*. Cambridge University Press, 2011.
- [WWS⁺22] Jason Wei, Xuezhi Wang, Dale Schuurmans, Maarten Bosma, Brian Ichter, Fei Xia, Ed H. Chi, Quoc V. Le, and Denny Zhou. Chain-of-Thought Prompting Elicits Reasoning in Large Language Models. In *Advances in Neural Information Processing Systems (NeurIPS)*, pages 24824–24837, 2022.
- [XZG⁺21] Jingjing Xu, Hao Zhou, Chun Gan, Zaixiang Zheng, and Lei Li. Vocabulary learning via optimal transport for neural machine translation. In *Proceedings of the 59th Annual Meeting of the Association for Computational Linguistics and the 11th International Joint Conference on Natural Language Processing (Volume 1: Long Papers)*, 2021.
- [YDY⁺19] Zhilin Yang, Zihang Dai, Yiming Yang, Jaime Carbonell, Ruslan Salakhutdinov, and Quoc V. Le. Xlnet: generalized autoregressive pretraining for language understanding. In *Proceedings of the 33rd International Conference on Neural Information Processing Systems*, 2019.
- [YSF⁺23] Lili Yu, Dániel Simig, Colin Flaherty, Armen Aghajanyan, Luke Zettlemoyer, and Mike Lewis. MEGABYTE: modeling million-byte sequences with multiscale transformers. In *Advances in Neural Information Processing Systems (NeurIPS)*, pages 78808–78823, 2023.
- [YYZ⁺23] Shunyu Yao, Dian Yu, Jeffrey Zhao, Izhak Shafran, Thomas L. Griffiths, Yuan Cao, and Karthik Narasimhan. Tree of Thoughts: Deliberate Problem Solving with Large Language Models. In *Advances in Neural Information Processing Systems (NeurIPS)*, pages 11809–11822, 2023.
- [ZHB⁺19] Rowan Zellers, Ari Holtzman, Yonatan Bisk, Ali Farhadi, and Yejin Choi. Hellaswag: Can a machine really finish your sentence? In *Proceedings of the 57th Annual Meeting of the Association for Computational Linguistics*, 2019.
- [ZMG⁺23] Vilém Zouhar, Clara Isabel Meister, Juan Luis Gastaldi, Li Du, Tim Vieira, Mrinmaya Sachan, and Ryan Cotterell. A Formal Perspective on Byte-Pair Encoding. In *Findings of the Association for Computational Linguistics: ACL 2023*, pages 598–614. Association for Computational Linguistics, 2023.

NeurIPS Paper Checklist

1. Claims

Question: Do the main claims made in the abstract and introduction accurately reflect the paper's contributions and scope?

Answer: [\[Yes\]](#)

Justification: Claims matches theoretical and experimental results. When possible, we try to generalize on larger experiments.

Guidelines:

- The answer NA means that the abstract and introduction do not include the claims made in the paper.
- The abstract and/or introduction should clearly state the claims made, including the contributions made in the paper and important assumptions and limitations. A No or NA answer to this question will not be perceived well by the reviewers.
- The claims made should match theoretical and experimental results, and reflect how much the results can be expected to generalize to other settings.
- It is fine to include aspirational goals as motivation as long as it is clear that these goals are not attained by the paper.

2. Limitations

Question: Does the paper discuss the limitations of the work performed by the authors?

Answer: [\[Yes\]](#)

Justification: We note the limitations of our proposed algorithm, mainly worst-case runtime complexity for selecting S and per-word tokenization, in [Section 4.3](#). We note the limitations of our experiments in the conclusion.

Guidelines:

- The answer NA means that the paper has no limitation while the answer No means that the paper has limitations, but those are not discussed in the paper.
- The authors are encouraged to create a separate "Limitations" section in their paper.
- The paper should point out any strong assumptions and how robust the results are to violations of these assumptions (e.g., independence assumptions, noiseless settings, model well-specification, asymptotic approximations only holding locally). The authors should reflect on how these assumptions might be violated in practice and what the implications would be.
- The authors should reflect on the scope of the claims made, e.g., if the approach was only tested on a few datasets or with a few runs. In general, empirical results often depend on implicit assumptions, which should be articulated.
- The authors should reflect on the factors that influence the performance of the approach. For example, a facial recognition algorithm may perform poorly when image resolution is low or images are taken in low lighting. Or a speech-to-text system might not be used reliably to provide closed captions for online lectures because it fails to handle technical jargon.
- The authors should discuss the computational efficiency of the proposed algorithms and how they scale with dataset size.
- If applicable, the authors should discuss possible limitations of their approach to address problems of privacy and fairness.
- While the authors might fear that complete honesty about limitations might be used by reviewers as grounds for rejection, a worse outcome might be that reviewers discover limitations that aren't acknowledged in the paper. The authors should use their best judgment and recognize that individual actions in favor of transparency play an important role in developing norms that preserve the integrity of the community. Reviewers will be specifically instructed to not penalize honesty concerning limitations.

3. Theory assumptions and proofs

Question: For each theoretical result, does the paper provide the full set of assumptions and a complete (and correct) proof?

Answer: [Yes]

Justification: The complete proof of tokenization being NP-hard can be found in [Section 3](#), proof of neither submodular nor supermodular is in [Appendix A](#), formulation of mixed-integer program is in [Section 4.1](#) and [Appendix B](#), relation to weighted maximum coverage is in [Appendix C](#).

Guidelines:

- The answer NA means that the paper does not include theoretical results.
- All the theorems, formulas, and proofs in the paper should be numbered and cross-referenced.
- All assumptions should be clearly stated or referenced in the statement of any theorems.
- The proofs can either appear in the main paper or the supplemental material, but if they appear in the supplemental material, the authors are encouraged to provide a short proof sketch to provide intuition.
- Inversely, any informal proof provided in the core of the paper should be complemented by formal proofs provided in appendix or supplemental material.
- Theorems and Lemmas that the proof relies upon should be properly referenced.

4. Experimental result reproducibility

Question: Does the paper fully disclose all the information needed to reproduce the main experimental results of the paper to the extent that it affects the main claims and/or conclusions of the paper (regardless of whether the code and data are provided or not)?

Answer: [Yes]

Justification: We provide the code for our tokenization algorithm GREEDTOK and its compression experiments in the supplementary materials. For large language model pre-training experiment, we detail the specifics in [Appendix F.2](#). Additional pseudocode information is also provided in [Appendix G](#).

Guidelines:

- The answer NA means that the paper does not include experiments.
- If the paper includes experiments, a No answer to this question will not be perceived well by the reviewers: Making the paper reproducible is important, regardless of whether the code and data are provided or not.
- If the contribution is a dataset and/or model, the authors should describe the steps taken to make their results reproducible or verifiable.
- Depending on the contribution, reproducibility can be accomplished in various ways. For example, if the contribution is a novel architecture, describing the architecture fully might suffice, or if the contribution is a specific model and empirical evaluation, it may be necessary to either make it possible for others to replicate the model with the same dataset, or provide access to the model. In general, releasing code and data is often one good way to accomplish this, but reproducibility can also be provided via detailed instructions for how to replicate the results, access to a hosted model (e.g., in the case of a large language model), releasing of a model checkpoint, or other means that are appropriate to the research performed.
- While NeurIPS does not require releasing code, the conference does require all submissions to provide some reasonable avenue for reproducibility, which may depend on the nature of the contribution. For example
 - (a) If the contribution is primarily a new algorithm, the paper should make it clear how to reproduce that algorithm.
 - (b) If the contribution is primarily a new model architecture, the paper should describe the architecture clearly and fully.
 - (c) If the contribution is a new model (e.g., a large language model), then there should either be a way to access this model for reproducing the results or a way to reproduce the model (e.g., with an open-source dataset or instructions for how to construct the dataset).
 - (d) We recognize that reproducibility may be tricky in some cases, in which case authors are welcome to describe the particular way they provide for reproducibility. In the case of closed-source models, it may be that access to the model is limited in some way (e.g., to registered users), but it should be possible for other researchers to have some path to reproducing or verifying the results.

5. Open access to data and code

Question: Does the paper provide open access to the data and code, with sufficient instructions to faithfully reproduce the main experimental results, as described in supplemental material?

Answer: [Yes]

Justification: We had already open-sourced our algorithm GREEDTOK and its compression experiments/data. We made sure that it is easy to integrate GREEDTOK into existing codebases.

Guidelines:

- The answer NA means that paper does not include experiments requiring code.
- Please see the NeurIPS code and data submission guidelines (<https://nips.cc/public/guides/CodeSubmissionPolicy>) for more details.
- While we encourage the release of code and data, we understand that this might not be possible, so “No” is an acceptable answer. Papers cannot be rejected simply for not including code, unless this is central to the contribution (e.g., for a new open-source benchmark).
- The instructions should contain the exact command and environment needed to run to reproduce the results. See the NeurIPS code and data submission guidelines (<https://nips.cc/public/guides/CodeSubmissionPolicy>) for more details.
- The authors should provide instructions on data access and preparation, including how to access the raw data, preprocessed data, intermediate data, and generated data, etc.
- The authors should provide scripts to reproduce all experimental results for the new proposed method and baselines. If only a subset of experiments are reproducible, they should state which ones are omitted from the script and why.
- At submission time, to preserve anonymity, the authors should release anonymized versions (if applicable).
- Providing as much information as possible in supplemental material (appended to the paper) is recommended, but including URLs to data and code is permitted.

6. Experimental setting/details

Question: Does the paper specify all the training and test details (e.g., data splits, hyperparameters, how they were chosen, type of optimizer, etc.) necessary to understand the results?

Answer: [Yes]

Justification: Provided in [Section 5](#) and [Appendix F.2](#).

Guidelines:

- The answer NA means that the paper does not include experiments.
- The experimental setting should be presented in the core of the paper to a level of detail that is necessary to appreciate the results and make sense of them.
- The full details can be provided either with the code, in appendix, or as supplemental material.

7. Experiment statistical significance

Question: Does the paper report error bars suitably and correctly defined or other appropriate information about the statistical significance of the experiments?

Answer: [No]

Justification: The algorithms are deterministic, hence for the compression experiment, we report multiple results of using different corpora and at different k hyperparameter. For the pre-training experiment, we train three variants of 1B parameter language model on up to 629B tokens. It is prohibitively expensive to train multiple of the same variants. Nevertheless, due to the large scale of the training, we do not expect out of range results.

Guidelines:

- The answer NA means that the paper does not include experiments.
- The authors should answer "Yes" if the results are accompanied by error bars, confidence intervals, or statistical significance tests, at least for the experiments that support the main claims of the paper.
- The factors of variability that the error bars are capturing should be clearly stated (for example, train/test split, initialization, random drawing of some parameter, or overall run with given experimental conditions).

- The method for calculating the error bars should be explained (closed form formula, call to a library function, bootstrap, etc.)
- The assumptions made should be given (e.g., Normally distributed errors).
- It should be clear whether the error bar is the standard deviation or the standard error of the mean.
- It is OK to report 1-sigma error bars, but one should state it. The authors should preferably report a 2-sigma error bar than state that they have a 96% CI, if the hypothesis of Normality of errors is not verified.
- For asymmetric distributions, the authors should be careful not to show in tables or figures symmetric error bars that would yield results that are out of range (e.g. negative error rates).
- If error bars are reported in tables or plots, The authors should explain in the text how they were calculated and reference the corresponding figures or tables in the text.

8. Experiments compute resources

Question: For each experiment, does the paper provide sufficient information on the computer resources (type of compute workers, memory, time of execution) needed to reproduce the experiments?

Answer: [Yes]

Justification: For compression experiments, these details can be found in [Section 5.1](#). For pre-training experiments, these details can be found in [Appendix F.2](#).

Guidelines:

- The answer NA means that the paper does not include experiments.
- The paper should indicate the type of compute workers CPU or GPU, internal cluster, or cloud provider, including relevant memory and storage.
- The paper should provide the amount of compute required for each of the individual experimental runs as well as estimate the total compute.
- The paper should disclose whether the full research project required more compute than the experiments reported in the paper (e.g., preliminary or failed experiments that didn't make it into the paper).

9. Code of ethics

Question: Does the research conducted in the paper conform, in every respect, with the NeurIPS Code of Ethics <https://neurips.cc/public/EthicsGuidelines>?

Answer: [Yes]

Justification: There is no violation of the code.

Guidelines:

- The answer NA means that the authors have not reviewed the NeurIPS Code of Ethics.
- If the authors answer No, they should explain the special circumstances that require a deviation from the Code of Ethics.
- The authors should make sure to preserve anonymity (e.g., if there is a special consideration due to laws or regulations in their jurisdiction).

10. Broader impacts

Question: Does the paper discuss both potential positive societal impacts and negative societal impacts of the work performed?

Answer: [NA]

Justification: Our research is not tied to particular specific applications.

Guidelines:

- The answer NA means that there is no societal impact of the work performed.
- If the authors answer NA or No, they should explain why their work has no societal impact or why the paper does not address societal impact.
- Examples of negative societal impacts include potential malicious or unintended uses (e.g., disinformation, generating fake profiles, surveillance), fairness considerations (e.g., deployment of technologies that could make decisions that unfairly impact specific groups), privacy considerations, and security considerations.

- The conference expects that many papers will be foundational research and not tied to particular applications, let alone deployments. However, if there is a direct path to any negative applications, the authors should point it out. For example, it is legitimate to point out that an improvement in the quality of generative models could be used to generate deepfakes for disinformation. On the other hand, it is not needed to point out that a generic algorithm for optimizing neural networks could enable people to train models that generate Deepfakes faster.
- The authors should consider possible harms that could arise when the technology is being used as intended and functioning correctly, harms that could arise when the technology is being used as intended but gives incorrect results, and harms following from (intentional or unintentional) misuse of the technology.
- If there are negative societal impacts, the authors could also discuss possible mitigation strategies (e.g., gated release of models, providing defenses in addition to attacks, mechanisms for monitoring misuse, mechanisms to monitor how a system learns from feedback over time, improving the efficiency and accessibility of ML).

11. Safeguards

Question: Does the paper describe safeguards that have been put in place for responsible release of data or models that have a high risk for misuse (e.g., pretrained language models, image generators, or scraped datasets)?

Answer: [NA]

Justification: This paper poses no such risks.

Guidelines:

- The answer NA means that the paper poses no such risks.
- Released models that have a high risk for misuse or dual-use should be released with necessary safeguards to allow for controlled use of the model, for example by requiring that users adhere to usage guidelines or restrictions to access the model or implementing safety filters.
- Datasets that have been scraped from the Internet could pose safety risks. The authors should describe how they avoided releasing unsafe images.
- We recognize that providing effective safeguards is challenging, and many papers do not require this, but we encourage authors to take this into account and make a best faith effort.

12. Licenses for existing assets

Question: Are the creators or original owners of assets (e.g., code, data, models), used in the paper, properly credited and are the license and terms of use explicitly mentioned and properly respected?

Answer: [Yes]

Justification: We properly credit the original owners of assets, licenses and terms of use are respected and mentioned, e.g. in [Appendix F.1](#).

Guidelines:

- The answer NA means that the paper does not use existing assets.
- The authors should cite the original paper that produced the code package or dataset.
- The authors should state which version of the asset is used and, if possible, include a URL.
- The name of the license (e.g., CC-BY 4.0) should be included for each asset.
- For scraped data from a particular source (e.g., website), the copyright and terms of service of that source should be provided.
- If assets are released, the license, copyright information, and terms of use in the package should be provided. For popular datasets, paperswithcode.com/datasets has curated licenses for some datasets. Their licensing guide can help determine the license of a dataset.
- For existing datasets that are re-packaged, both the original license and the license of the derived asset (if it has changed) should be provided.
- If this information is not available online, the authors are encouraged to reach out to the asset's creators.

13. New assets

Question: Are new assets introduced in the paper well documented and is the documentation provided alongside the assets?

Answer: [Yes]

Justification: We release an open-source code repository. The link was redacted for anonymity reasons. These documentation can be found in the supplementary materials.

Guidelines:

- The answer NA means that the paper does not release new assets.
- Researchers should communicate the details of the dataset/code/model as part of their submissions via structured templates. This includes details about training, license, limitations, etc.
- The paper should discuss whether and how consent was obtained from people whose asset is used.
- At submission time, remember to anonymize your assets (if applicable). You can either create an anonymized URL or include an anonymized zip file.

14. Crowdsourcing and research with human subjects

Question: For crowdsourcing experiments and research with human subjects, does the paper include the full text of instructions given to participants and screenshots, if applicable, as well as details about compensation (if any)?

Answer: [NA]

Justification: This paper does not involve crowdsourcing nor research with human subjects.

Guidelines:

- The answer NA means that the paper does not involve crowdsourcing nor research with human subjects.
- Including this information in the supplemental material is fine, but if the main contribution of the paper involves human subjects, then as much detail as possible should be included in the main paper.
- According to the NeurIPS Code of Ethics, workers involved in data collection, curation, or other labor should be paid at least the minimum wage in the country of the data collector.

15. Institutional review board (IRB) approvals or equivalent for research with human subjects

Question: Does the paper describe potential risks incurred by study participants, whether such risks were disclosed to the subjects, and whether Institutional Review Board (IRB) approvals (or an equivalent approval/review based on the requirements of your country or institution) were obtained?

Answer: [NA]

Justification: This paper does not involve crowdsourcing nor research with human subjects.

Guidelines:

- The answer NA means that the paper does not involve crowdsourcing nor research with human subjects.
- Depending on the country in which research is conducted, IRB approval (or equivalent) may be required for any human subjects research. If you obtained IRB approval, you should clearly state this in the paper.
- We recognize that the procedures for this may vary significantly between institutions and locations, and we expect authors to adhere to the NeurIPS Code of Ethics and the guidelines for their institution.
- For initial submissions, do not include any information that would break anonymity (if applicable), such as the institution conducting the review.

16. Declaration of LLM usage

Question: Does the paper describe the usage of LLMs if it is an important, original, or non-standard component of the core methods in this research? Note that if the LLM is used only for writing, editing, or formatting purposes and does not impact the core methodology, scientific rigourousness, or originality of the research, declaration is not required.

Answer: [NA]

Justification: Core method development in this research does not involve LLMs as any important, original, or non-standard components. We only pretrain LLMs to evaluate the impact of our proposed algorithm.

Guidelines:

- The answer NA means that the core method development in this research does not involve LLMs as any important, original, or non-standard components.
- Please refer to our LLM policy (<https://neurips.cc/Conferences/2025/LLM>) for what should or should not be described.

A Example illustrating that **Problem 1** is neither submodular nor supermodular

In this section, we show that the objective of **Problem 1** is neither submodular nor supermodular. Using $2^{\mathbf{T}}$ to denote the powerset of \mathbf{T} , submodular and supermodular set functions are defined as follows:

Definition 2 (Submodular Set Function). A real-valued set function $f : 2^{\mathbf{T}} \rightarrow \mathbb{R}$ is submodular if $f(\mathbf{A} \cup \{C\}) - f(\mathbf{A}) \geq f(\mathcal{A} \cup \{C\}) - f(\mathcal{A})$ for all $\mathbf{A} \subseteq \mathcal{A} \subseteq \mathbf{T}$ and $C \in \mathbf{T} \setminus \mathcal{A}$.

Definition 3 (Supermodular Set Function). A real-valued set function $f : 2^{\mathbf{T}} \rightarrow \mathbb{R}$ is supermodular if $f(\mathbf{A} \cup \{C\}) - f(\mathbf{A}) \leq f(\mathcal{A} \cup \{C\}) - f(\mathcal{A})$ for all $\mathbf{A} \subseteq \mathcal{A} \subseteq \mathbf{T}$ and $C \in \mathbf{T} \setminus \mathcal{A}$.

In the context of the tokenization problem, the set \mathbf{T} represents the candidate set of all possible tokens. Unfortunately for us, **Problem 1** is neither submodular nor supermodular; see **Table 5**.

Table 5: The above table shows that the objective function of **Problem 1** is neither supermodular nor submodular. Suppose we wish to tokenize the word $W = \text{scaredy}$ with candidate token set $\mathbf{T} = \{\text{care}, \text{edy}, \text{scar}, \text{scared}, \text{dy}\}$ and singletons $\{\text{s}, \text{c}, \text{a}, \text{r}, \text{e}, \text{d}, \text{y}\}$, and the function f outputs the *smallest possible number of final tokens* used to represent W , i.e. the objective function of **Problem 1** on a single word corpus. Observe that $\mathbf{X} \subseteq \mathbf{Y} \subseteq \mathbf{T}$, $Z \in \mathbf{T} \setminus \mathbf{Y}$, $\mathbf{X} \subseteq \mathbf{Y}' \subseteq \mathbf{T}$, and $Z' \in \mathbf{T} \setminus \mathbf{Y}'$. In case 1, using \mathbf{X} to tokenize W results in using 4 tokens (s, care, d, y) and one can check that using $\mathbf{X} \cup \{Z\}$ also results in 4 tokens. On the other hand, using \mathbf{Y} results in 4 tokens (s, care, d, y) but using $\mathbf{Y} \cup \{Z\}$ results in 2 tokens (scar, edy). Therefore, $f(\mathbf{X} \cup \{Z\}) - f(\mathbf{X}) > f(\mathbf{Y} \cup \{Z\}) - f(\mathbf{Y})$ and thus f is *not* supermodular. On the other hand, in case 2, using \mathbf{Y}' and $\mathbf{Y}' \cup \{Z'\}$ to tokenize W results in 2 tokens (scared, y) while using $\mathbf{X} \cup \{Z'\}$ results in 3 tokens (s, care, dy). Therefore, $f(\mathbf{X} \cup \{Z'\}) - f(\mathbf{X}) < f(\mathbf{Y}' \cup \{Z'\}) - f(\mathbf{Y}')$ and thus f is *not* submodular.

Single word corpus $W = \text{scaredy}$ with $\text{COUNT}(W) = 1$			
Case 1		Case 2	
$\mathbf{X} = \{\text{care}\}$	$f(\mathbf{X}) = f(\mathbf{X} \cup \{Z\}) = 4$	$\mathbf{X} = \{\text{care}\}$	$f(\mathbf{X}) = 4$
$\mathbf{Y} = \{\text{care}, \text{edy}\}$	$f(\mathbf{Y}) = 4$	$\mathbf{Y}' = \{\text{care}, \text{scared}\}$	$f(\mathbf{Y}') = f(\mathbf{Y}' \cup \{Z'\}) = 2$
$Z = \text{scar}$	$f(\mathbf{Y} \cup \{Z\}) = 2$	$Z' = \text{dy}$	$f(\mathbf{X} \cup \{Z'\}) = 3$
$0 = f(\mathbf{X} \cup \{Z\}) - f(\mathbf{X}) > f(\mathbf{Y} \cup \{Z\}) - f(\mathbf{Y}) = -2$		$-1 = f(\mathbf{X} \cup \{Z'\}) - f(\mathbf{X}) < f(\mathbf{Y}' \cup \{Z'\}) - f(\mathbf{Y}') = 0$	

B Mixed integer program formulation

In this section, we give full details of our mixed integer program (MIP) formulation and provide examples for better understanding.

To formulate **Problem 1** as an MIP, our goal is to choose a subset $\mathbf{S} \subseteq \mathbf{T}$ of size $|\mathbf{S}| \leq k$ such that the following objective is maximized, encoding $\max \sum_{W \in \mathbf{W}} \text{COUNT}(W) \cdot \text{COVER}(W, \mathbf{S})$:

$$\max \sum_{W \in \mathbf{W}} c_W \cdot \left(\sum_{i=1}^{|W|-1} m_{i,i+1}^W \right) \quad (2)$$

with the following binary variables, where $c_W = \text{COUNT}(W)$:

- $x_T \in \{0, 1\}$, for all tokens $T \in \mathbf{T}$
Did we choose token $T \in \mathbf{T}$, i.e. $T \in \mathbf{S}$?
- $m_{1,2}^W, \dots, m_{|W|-1,|W|}^W \in \{0, 1\}$, for all words $W \in \mathbf{W}$
Are the i^{th} singleton W_i and the $(i+1)^{\text{th}}$ singleton W_{i+1} covered by the same token?
- $m_{1,2}^{W,T}, \dots, m_{|W|-1,|W|}^{W,T} \in \{0, 1\}$, for all words $W \in \mathbf{W}$ and tokens $T \in \mathbf{T}$
Did token $T \in \mathbf{S}$ cover the i^{th} singleton W_i and the $(i+1)^{\text{th}}$ singleton W_{i+1} ?

under the following constraints:

$$\sum_{T \in \mathbf{T}} x_T \leq k \quad (3)$$

$$x_T \geq m_{i,i+1}^{W,T} \quad \text{if } (W_i, W_{i+1}) \subseteq T \quad \forall W \in \mathbf{W}, \forall T \in \mathbf{T}, \forall i \in \{1, \dots, |W| - 1\} \quad (4)$$

$$\sum_{T \in \mathbf{T}} m_{i,i+1}^{W,T} \geq m_{i,i+1}^W \quad \forall W \in \mathbf{W}, \forall T \in \mathbf{T}, \forall i \in \{1, \dots, |W| - 1\} \quad (5)$$

$$\sum_{T \in \mathbf{T}} m_{i,i+1}^{W,T} \leq 1 \quad \forall W \in \mathbf{W}, \forall T \in \mathbf{T}, \forall i \in \{1, \dots, |W| - 1\} \quad (6)$$

$$m_{i,i+1}^{W,T} = m_{i+1,i+2}^{W,T} \quad \text{if } (W_i, W_{i+1}, W_{i+2}) \subseteq T \quad \forall W \in \mathbf{W}, \forall T \in \mathbf{T}, \forall i \in \{1, \dots, |W| - 2\} \quad (7)$$

$$\sum_{T \in \mathbf{T}} m_{s-1,s}^{W,T} \leq 1 - m_{s,s+1}^{W,T} \quad \text{if } T \text{ starts with } (W_s, W_{s+1}) \quad \forall W \in \mathbf{W}, \forall T \in \mathbf{T}, \forall s \in \{2, \dots, |W| - 1\} \quad (8)$$

$$\sum_{T \in \mathbf{T}} m_{e,e+1}^{W,T} \leq 1 - m_{e-1,e}^{W,T} \quad \text{if } T \text{ ends with } (W_{e-1}, W_e) \quad \forall W \in \mathbf{W}, \forall T \in \mathbf{T}, \forall e \in \{2, \dots, |W| - 1\} \quad (9)$$

We remark that the objective Eq. (2) can be re-expressed as $\max \sum_{T \in \mathbf{T}} \sum_{W \in \mathbf{W}} \sum_{i=1}^{|W|-1} c_W \cdot m_{i,i+1}^{W,T}$, making Eq. (5) redundant. However, this current formulation is useful for showing how to relax TOK to WMC later.

Now, let us interpret and explain the constraints. Eq. (3) models the constraint that we are choosing a subset of size $|\mathbf{S}| \leq k$. Eq. (4) models the constraint that we can only use $T \in \mathbf{T}$ to cover if it is chosen in \mathbf{S} . Eq. (5) models the constraint that if a cover happened between two adjacent singletons, then a relevant $T \in \mathbf{T}$ must have been chosen in \mathbf{S} . However, Eq. (6) models the constraint of only covering two adjacent singletons with a single relevant $T \in \mathbf{S}$. Eq. (7) models the constraint of covering the entire substring $T \in \mathbf{T}$, or leave it uncovered. Eq. (8) and Eq. (9) model the constraints preventing the chosen substring $T \in \mathbf{T}$ from sharing the cover with another partially overlapping T .

In the following examples, we succinctly write m^W and $m^{W,T}$ in the forms of $(m_{1,2}^W, m_{2,3}^W, \dots, m_{|W|-1,|W|}^W)$ and $(m_{1,2}^{W,T}, m_{2,3}^{W,T}, \dots, m_{|W|-1,|W|}^{W,T})$ respectively, for any word $W \in \mathbf{W}$ and token $T \in \mathbf{T}$.

Example 2. Consider the word $W = \text{ababa}$ and the token $T = \text{aba}$ has $x_T = 1$, i.e. $T \in \mathbf{S} \subseteq \mathbf{T}$. If we *only use* T to cover singletons in W with left-to-right priority, then the resultant tokenized form of W is $\text{aba} \sqcup \text{b} \sqcup \text{a}$. So, $m^W = (1, 1, 0, 0)$, $m^{W,T} = (1, 1, 0, 0)$, and $m^{W,T'} = (0, 0, 0, 0)$ for all $T' \in \mathbf{T} \setminus \{T\}$. Observe that the 0 bits in m^W precisely denote the partitioning positions within W . Furthermore, the constraints Eq. (6) and Eq. (7) ensure that T is the only token that occupies the first two adjacent singletons, while constraints Eq. (8) and Eq. (9) prevent an invalid overlap of T for the last two adjacent singletons. Now, suppose if we also have $T' = \text{ba}$ with $x_{T'} = 1$. Using both T and T' to tokenize W results in $\text{aba} \sqcup \text{ba}$ with $m^W = (1, 1, 0, 1)$, $m^{W,T} = (1, 1, 0, 0)$, $m^{W,T'} = (0, 0, 0, 1)$, and $m^{W,T''} = (0, 0, 0, 0)$ for all $T'' \in \mathbf{T} \setminus \{T, T'\}$.

Example 3. Tokenizing the word $W = \text{abcdef}$ using only tokens $S_1 = \text{bc}$ and $S_2 = \text{de}$ yields $\text{a} \sqcup \text{bc} \sqcup \text{de} \sqcup \text{f}$. This corresponds to $m^W = (0, 1, 0, 1, 0)$, $m^{W,S_1} = (0, 1, 0, 0, 0)$, $m^{W,S_2} = (0, 0, 0, 1, 0)$, and $m^{W,T} = (0, 0, 0, 0, 0)$ for all $T \in \mathbf{T} \setminus \{S_1, S_2\}$. Meanwhile, tokenizing the word $W = \text{abcdef}$ using only token $S_3 = \text{bcde}$ yields $\text{a} \sqcup \text{bcde} \sqcup \text{f}$, corresponding to $m^W = (0, 1, 1, 1, 0)$, $m^{W,S_3} = (0, 1, 1, 1, 0)$, and $m^{W,T} = (0, 0, 0, 0, 0)$ for all $T \in \mathbf{T} \setminus \{S_3\}$. Observe that using token S_3 alone directly accomplishes what a typical bottom-up pairwise merge sequence from BPE would do: apply S_1 to merge ‘b’ with ‘c’, S_2 to merge ‘d’ with ‘e’, then S_3 to merge ‘bc’ with ‘de’.

C Relation to the weighted maximum coverage problem

In this section, we provide details on how our MIP formulation in [Section 4.1](#) naturally relaxes into the well known weighted maximum coverage problem (WMC).

Given a set of unique elements $\mathbf{L} = \{L_1, \dots, L_{|\mathbf{L}|}\}$ and their corresponding weights $\mathcal{W} = \{w_1, \dots, w_{|\mathbf{L}|}\}$, a collection of sets $\mathbf{U} = \{U_1, \dots, U_{|\mathbf{U}|}\}$ where $U \in \mathbf{U} \subseteq \mathbf{L}$, and a number k , we want to find a subset $\mathbf{U}' \subseteq \mathbf{U}$ such that $|\mathbf{U}'| \leq k$ and the total weights of covered elements $\sum_{L_i \in \bigcup \mathbf{U}'} w_i$ is maximized. Formulating WMC as a mixed integer program, we have the objective:

$$\max \sum_{L_i \in \mathbf{L}} w_i \ell_i \quad (10)$$

with the following variables:

- $\ell_i \in \{0, 1\}$, for all $L_i \in \mathbf{L}$
Did we choose element $L_i \in \mathbf{L}$, i.e. is L_i covered?
- $\mu_j \in \{0, 1\}$, for all $U_j \in \mathbf{U}$
Did we choose set $U_j \in \mathbf{U}$, i.e. is $U_j \in \mathbf{U}'$?

under the following constraints:

$$\sum_{U_j \in \mathbf{U}} \mu_j \leq k \quad (11)$$

$$\sum_{L_i \in U_j} \mu_j \geq \ell_i \quad \forall \ell_i \in \mathbf{L} \quad (12)$$

Let us now interpret and explain the constraints. [Eq. \(11\)](#) limits the number of selected sets $\leq k$. [Eq. \(12\)](#) ensures that if an element is covered, at least one of the sets containing the element must be included in \mathbf{U}' . To see that WMC is a relaxation of TOK, we first establish a mapping between the variables between TOK and WMC:

- $m_{i,i+1}^W \rightarrow \ell_i$
decision of covering adjacent singletons \rightarrow decision of covering element
- $x_T \rightarrow \mu_j$
decision of including $T \in \mathbf{S} \rightarrow$ decision of including $U \in \mathbf{U}'$
- $m_{i,i+1}^{W,T} \rightarrow L_i \in U_j$
adjacent singletons in W and $T \rightarrow$ element membership in set
- $\sum_{W \in \mathbf{W}} c_W \rightarrow w_i$
sum count of W with adjacent singletons \rightarrow weight of element

Next, comparing the objectives, we can see that [Eq. \(2\)](#) and [Eq. \(10\)](#) have the exact same objective when utilizing the mapping between variables. Finally, we demonstrate a relaxation of TOK's constraints:

- [Eq. \(3\)](#) and [Eq. \(11\)](#) are equivalent
select at most k number of T and U respectively
- Combining [Eq. \(4\)](#) and [Eq. \(5\)](#) gives us [Eq. \(12\)](#).
 $\sum_{T \in \mathbf{T}} x_T \geq \sum_{T \in \mathbf{T}} m_{i,i+1}^{W,T} \geq m_{i,i+1}^W \rightarrow \sum_{L_i \in U_j} \mu_j \geq \ell_i$
- We remove the constraints [Eq. \(6\)](#), [Eq. \(7\)](#), [Eq. \(8\)](#), and [Eq. \(9\)](#).

Notice that for TOK, we disentangle [Eq. \(4\)](#) and [Eq. \(5\)](#) using the specification of $m_{i,i+1}^{W,T}$ to enable [Eq. \(6\)](#), limiting the covering of an element to one selected set.

D TOK’s relation to UNIGRAM

Let \mathbf{T} represent the set of all possible subword sequences. The probability of a subword sequence $\vec{W} = (T_1, \dots, T_M)$ where $T \in \mathbf{T}$ formulated as a product of subword probabilities:

$$P(\vec{W}) = \prod_{i=1}^M p(T_i)$$

where $\sum_T p(T) = 1$. Since a word W in corpus D can be represented by different possible subword sequences $\mathcal{S}(W)$, let W^* be the most probable segmentation:

$$W^* = \operatorname{argmax}_{\vec{W} \in \mathcal{S}(W)} P(\vec{W})$$

Since $\mathcal{S}(D_s)$, segmentation candidates of sentence D_s , will be individual words w (based on sentencepiece default implementation). Therefore, Unigram seeks to minimize the reduction in likelihood \mathcal{L} amongst words in given corpus:

$$\max \mathcal{L} = \sum_{s=1}^{|D|} \sum_{W \in \mathcal{S}(D_s)} \log W^*$$

To map \mathcal{L} to TOK’s objective of $\min \sum_W^{\mathbf{W}} \text{COUNT}(W) \cdot \text{partition}(W)$:

$$\begin{aligned} \max \mathcal{L} &= \sum_{s=1}^{|D|} \sum_{w \in \mathcal{S}(D_s)} \log W^* \\ &= \sum_W^{\mathbf{W}} \text{COUNT}(W) \cdot \log W^* && \text{(group by words)} \\ &= \sum_W^{\mathbf{W}} \text{COUNT}(W) \cdot \log \prod_{W_i}^{W^*} p(W_i) && \text{(choose best subword segmentation)} \\ &= \sum_W^{\mathbf{W}} \text{COUNT}(W) \cdot (\log p(W_i^*) + \dots + \log p(W_{|W^*|}^*)) && \text{(notice } \text{partition}(W) = |W^*|) \end{aligned}$$

Notice that after grouping all similar words together, we get a weighted partition ($\log p(W_i) + \dots + \log p(W_{|W^*|})$). For TOK, it is $(1 + \dots + 1) = |W^*|$. Maximizing \mathcal{L} is equivalent to minimizing negative log probability weighted partitions. Due to the presence of \log , $\max \mathcal{L}$ is equivalent to min weighted TOK. We can see that Unigram favors frequently occurring subwords in a non-linear fashion. This relation is also noted in [SRZ⁺24], where their proposed PATHPIECE tokenization algorithm optimizes for TOK from top-down pruning of BPE/UNIGRAM shortlisted candidates.

We present a scenario where top-down pruning is sub-optimal for compression. Given $\mathbf{W} = \{\text{“random”}, \text{“randose”}, \text{“rose”}, \text{“randy”}\}$, each with a COUNT of 1, and $\mathbf{T} = \mathbf{W} \cup \{\text{“rand”}, \text{“ose”}\}$, we wish to select $\mathbf{S} \subset \mathbf{T}$, where $|\mathbf{S}| = k = 2$ tokens.

Table 6 shows the token pruning process of UNIGRAM and Table 7 shows the greedy approach of GREEDTOK. For this scenario, GREEDTOK obtained a better solution with 10 partitions compared to UNIGRAM’s 12. This scenario highlights the skew to select whole words when approaching tokenization from a pruning angle. If such scenarios are common, then we can expect GREEDTOK to obtain a better tokens per word ratio in our experiments (Section 5.1).

Table 6: Top-down pruning solution for the given example using UNIGRAM, removing tokens that results in the least decrease in \mathcal{L} , $\Delta\mathcal{L}$, in each iteration. The same results will also be obtained when optimizing for TOK from a top-down pruning approach. For iteration 2, b denotes the singletons which are omitted. Final $\mathbf{S} = \{\text{"random"}, \text{"randose"}\}$.

	W	$\log W^*$	T	COUNT	$p(T)$	Removing results in new segments		$\Delta\mathcal{L}$
Iteration 1	random	-1.505	random	1	0.0312	random	$\text{random}^* = p(\text{"rand"}) \cdot p(\text{"o"}) \cdot p(\text{"m"})$	-2.056
	randose	-1.505	randose	1	0.0312	randose	$\text{randose}^* = p(\text{"rand"}) \cdot p(\text{"ose"})$	-0.727
	rosey	-1.505	rosey	1	0.0312	rosey	$\text{rosey}^* = p(\text{"r"}) \cdot p(\text{"ose"}) \cdot p(\text{"y"})$	-1.806
	randy	-1.505	randy	1	0.0312	randy	$\text{rosye}^* = p(\text{"rand"}) \cdot p(\text{"y"})$	-0.727
			rand	3	0.0937	rand	None	0
			ose	2	0.0625	ose	None	0
Decision after iteration 1: remove "rand" and "ose", next iteration:								
Iteration 2	random	-1.431	random	1	0.0370	random	$\text{random}^* = \sum_{b \in W^*} p(b)$	-4.646
	randose	-1.431	randose	1	0.0370	randose	$\text{randose}^* = \sum_{b \in W^*} p(b)$	-5.475
	rosey	-1.431	rosey	1	0.0370	rosey	$\text{rosey}^* = \sum_{b \in W^*} p(b)$	-3.743
	randy	-1.431	randy	1	0.0370	randy	$\text{randy}^* = \sum_{b \in W^*} p(b)$	-3.391
Decision after iteration 2: remove "rosey" and "randy". Total partitions = 1 + 1 + 5 + 5 = 12 .								

Table 7: GREEDTOK’s solution for the given example, selecting tokens that results in the highest objective gain in each iteration. Final $\mathbf{S} = \{\text{"rand"}, \text{"rosey"}\}$ or $\{\text{"rand"}, \text{"ose"}\}$.

W	Iteration 1		Iteration 2	
	T	obj. gain	T	obj. gain
random	random	5	random	2
randose	randose	6	randose	3
randy	rosey	4	rosey	4
rosey	randy	4	randy	1
	ose	4	ose	4
	rand	9		
Decision	pick “rand”		pick “rosey” or “ose”	
if pick “rosey”: Total partitions = 3 + 4 + 1 + 2 = 10				
if pick “ose”: Total partitions = 3 + 2 + 3 + 2 = 10				

E Analyzing GREEDTOK’s Characteristics

After obtaining the token sets of GREEDTOK/BPE/UNIGRAM from our experiments (Section 5), along three dimensions: 1) proportion of common tokens in a pairwise comparison, 2) proportion of whole words and 3) UNIGRAM’s \mathcal{L} objective (Appendix D).

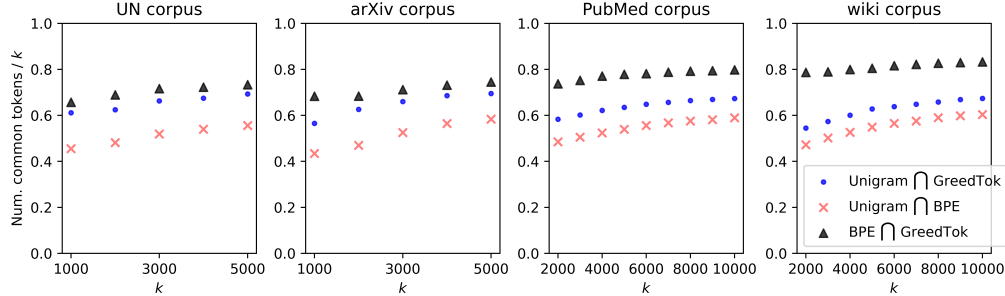


Figure 5: Plots showing the ratio of common tokens between token sets from GREEDTOK/BPE/UNIGRAM. From the plots, we observe that while GREEDTOK and BPE are most alike, GREEDTOK shares more similarities to UNIGRAM, compared to BPE.

Common tokens. To probe GREEDTOK’s token set, we analyze the common tokens from pairwise comparison of the tokenization methods investigated. From Fig. 5, we observe that $\text{BPE} \cap \text{GREEDTOK}$

TOK share a large proportion of common tokens. The remaining difference can be observed in the greater proportion of $\text{UNIGRAM} \cap \text{GREEDTOK}$ compared to $\text{UNIGRAM} \cap \text{BPE}$. The consistent results across the four corpora, and at different $|\mathcal{S}| = k$, implies that GREEDTOK contains the characteristics of BPE due to the high proportionality of common tokens. However, we require further investigation into whether GREEDTOK contains UNIGRAM’s characteristics.

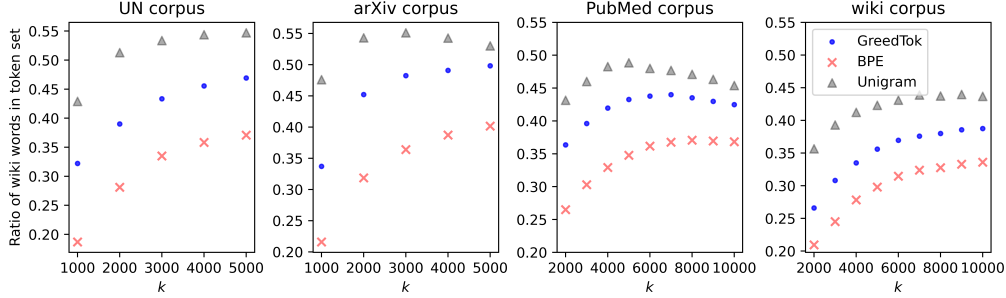


Figure 6: Plots showing the ratio of wiki words found in the token sets from GREEDTOK/BPE/UNIGRAM with different $|\mathcal{S}| = k$. We select the top 40K frequently occurring words excluding stop words to approximate a frequent word list. From the plots, UNIGRAM has the largest ratio of wiki words, followed by GREEDTOK and then BPE.

Whole words. As hypothesized in [Appendix D](#), there are scenarios that will lead UNIGRAM to select whole words, skipping the intermediate tokens that BPE may require. To further investigate, we approximate a 40,000 common word list using the most frequent words appearing in wiki, and then use it to compare to the token sets obtained. From [Fig. 6](#), across the four corpora and at different $|\mathcal{S}| = k$, we observe that UNIGRAM has the highest proportion of whole words, then followed by GREEDTOK and BPE respectively. With GREEDTOK selecting more whole words, compared to BPE, suggests that GREEDTOK may also exhibit the behaviour favored by UNIGRAM.

Table 8: In this table, we report \mathcal{L} obtained by GREEDTOK/BPE/UNIGRAM under various $|\mathcal{S}| = k$ settings. We observe that GREEDTOK, compared to BPE, achieving a closer \mathcal{L} to UNIGRAM.

	k	1000	2000	3000	4000	5000	2000	4000	6000	8000	10000
UN	GREEDTOK (GT) \mathcal{L}	-4.15E08	-3.85E08	-3.69E08	-3.60E08	-3.53E08	-5.03E10	-4.71E10	-4.56E10	-4.47E10	-4.41E10
	BPE \mathcal{L}	-4.37E08	-4.01E08	-3.83E08	-3.71E08	-3.63E08	-5.19E10	-4.83E10	-4.66E10	-4.56E10	-4.49E10
	GT’s Improvement (%)	5.08%	4.00%	3.48%	3.06%	2.71%	3.19%	2.61%	2.26%	2.01%	1.68%
	UNIGRAM \mathcal{L}	-3.90E08	-3.60E08	-3.47E08	-3.38E08	-3.33E08	-4.87E10	-4.56E10	-4.43E10	-4.35E10	-4.31E10
	GT’s Improvement (%)	-6.29%	-6.77%	-6.54%	-6.39%	-6.09%	-3.30%	-3.15%	-2.81%	-2.58%	-2.46%
arXiv	GREEDTOK (GT) \mathcal{L}	-4.49E09	-4.13E09	-3.96E09	-3.85E09	-3.78E09	-3.76E10	-3.55E10	-3.44E10	-3.37E10	-3.32E10
	BPE \mathcal{L}	-4.74E09	-4.34E09	-4.12E09	-3.99E09	-3.89E09	-3.85E10	-3.62E10	-3.50E10	-3.42E10	-3.37E10
	GT’s Improvement (%)	5.37%	4.91%	3.99%	3.37%	2.94%	2.34%	2.03%	1.84%	1.56%	1.41%
	UNIGRAM \mathcal{L}	-4.32E09	-3.97E09	-3.82E09	-3.74E09	-3.68E09	-3.61E10	-3.42E10	-3.32E10	-3.26E10	-3.22E10
	GT’s Improvement (%)	-3.99%	-4.10%	-3.51%	-3.00%	-2.59%	-4.13%	-3.70%	-3.57%	-3.35%	-3.12%
PubMed	GREEDTOK (GT) \mathcal{L}	-4.15E08	-3.85E08	-3.69E08	-3.60E08	-3.53E08	-5.03E10	-4.71E10	-4.56E10	-4.47E10	-4.41E10
	BPE \mathcal{L}	-4.37E08	-4.01E08	-3.83E08	-3.71E08	-3.63E08	-5.19E10	-4.83E10	-4.66E10	-4.56E10	-4.49E10
	GT’s Improvement (%)	5.08%	4.00%	3.48%	3.06%	2.71%	3.19%	2.61%	2.26%	2.01%	1.68%
	UNIGRAM \mathcal{L}	-3.90E08	-3.60E08	-3.47E08	-3.38E08	-3.33E08	-4.87E10	-4.56E10	-4.43E10	-4.35E10	-4.31E10
	GT’s Improvement (%)	-6.29%	-6.77%	-6.54%	-6.39%	-6.09%	-3.30%	-3.15%	-2.81%	-2.58%	-2.46%
wiki	GREEDTOK (GT) \mathcal{L}	-4.49E09	-4.13E09	-3.96E09	-3.85E09	-3.78E09	-3.76E10	-3.55E10	-3.44E10	-3.37E10	-3.32E10
	BPE \mathcal{L}	-4.74E09	-4.34E09	-4.12E09	-3.99E09	-3.89E09	-3.85E10	-3.62E10	-3.50E10	-3.42E10	-3.37E10
	GT’s Improvement (%)	5.37%	4.91%	3.99%	3.37%	2.94%	2.34%	2.03%	1.84%	1.56%	1.41%
	UNIGRAM \mathcal{L}	-4.32E09	-3.97E09	-3.82E09	-3.74E09	-3.68E09	-3.61E10	-3.42E10	-3.32E10	-3.26E10	-3.22E10
	GT’s Improvement (%)	-3.99%	-4.10%	-3.51%	-3.00%	-2.59%	-4.13%	-3.70%	-3.57%	-3.35%	-3.12%

Unigram’s objective. Finally, another way that we can investigate the closeness of UNIGRAM and GREEDTOK, is to examine the \mathcal{L} of their token sets. From [Table 8](#), we observe that GREEDTOK’s \mathcal{L} is much closer to UNIGRAM’s \mathcal{L} , relative to BPE’s.

Conclusion of token set investigation. From the three analyses, there are two key findings. First, GREEDTOK’s compression ability can be explained by selecting a large proportion of tokens that BPE selects, and further improving it by selecting what BPE could not select, i.e. some tokens selected by UNIGRAM. Second, there are indicators that GREEDTOK may display UNIGRAM’s pre-training quality. This is observed from GREEDTOK having a higher proportion of common tokens and a closer \mathcal{L} to UNIGRAM relative to BPE. We investigate and confirm this in [Section 5.2](#), where we conduct language pre-training on similar models trained on BPE versus GREEDTOK tokens.

F Additional Information

F.1 Additional Corpora Information

In this subsection, we describe the corpora used in our compression experiments and detail any preprocessing steps.

United Nations General Debate Corpus (UN). UN [JBD17] is a collection of statements made by various member states during the General Debate on key geopolitical issues from 1946 to 2022. This corpus has a Creative Commons (CC) 0: Public Domain License.

arXiv. This corpus⁵ is a collection of abstracts of scientific publications and preprints from the popular e-Print archive. This corpus has a CC0: Public Domain License.

Wikipedia-English (wiki). An extensive collection of English articles on a wide range of things, concepts, and people. We extract [Att15] the text from the database dump.⁶ We also conduct a performance ablation with articles containing Chinese, Japanese and Korean (CJK) languages. The texts belonging to these articles are under CC BY-SA 4.0 and GNU Free Documentation Licenses.

PubMed Central Open Access (PubMed). Similar to arXiv, PubMed⁷ is a repository of publications and preprints, mainly related to health, medicine, biotechnology, and pharmaceuticals. We select the Non-Commercial Use Only subset grouped by: CC BY-NC, CC BY-NC-SA, and CC BY-NC-ND licenses. We preprocessed the text minimally, removing citations and headers.

RefinedWeb. This corpus [PMH⁺23] is a filtered set of CommonCrawl [Com23] with stringent filtering and extensive deduplication. It was used to pretrain language models with 1B and 7B parameters. The corpus has a ODC-By 1.0 license.

DCLM full-dedup. This corpus is built from DCLM [LFS⁺24] using a deduplication process that was used to build Zyda-2 [TGD⁺24]. This corpus is licensed under CC-by-4.

F.2 Model Pre-training Information

Our pre-training corpus is DCLM full-deduped dataset. For model training, we use the Dolomite Engine [Mis24]. Our model architecture is a 40-layer Transformer [VSP⁺17], with embedding size 1536, MLP using SwiGLU activation [Sha20] with intermediate size of 4096, and GQA [ALTdJ⁺23] layers with 12 query heads and 4 pairs of KV-heads. We used a fixed context length of 4096 tokens and a batch size of $2^{22} \approx 4\text{M}$ tokens. We train GREEDTOK and BPE tokenizers on approximately 20% of the dataset, randomly selected. For BPE, we use the popular implementation from Huggingface’s tokenizer API.⁸ During training, we follow the same learning rate schedule as [SSM⁺24], training on the dataset in two phases: the Power Scheduler [SSM⁺24] in phase 1 and a learning rate with exponential decay in phase 2. However, our phases 1 and 2 use a similar data mixture, sampling the first 500M documents for phase 1, and the next 100M documents for phase 2, which always use 20% of the training iterations of phase 1. We run our experiments using NVIDIA H100 80GB HBM3 cluster, with 96 logical CPU count, training at a rate of $\sim 400\text{B}$ tokens/day.

Evaluating GTET is analogous to a setting where model training is compute-constrained, and users can use more text data for training. Conversely, evaluating GTEP is analogous to a setting where model training is data-constrained, and users have a limited amount of text for training. In the BPDM and GTET settings, we train the model for 125,000 and 25,000 iterations in phases 1 and 2 respectively. For GTEP, we take the model checkpoint of GTET at the 100,000th training iteration step, followed by an additional 20,000 training iterations in phase 2.

⁵Available at: kaggle.com/datasets/Cornell-University/arxiv.

⁶Available at: <https://dumps.wikimedia.org/>.

⁷Available at: <https://pmc.ncbi.nlm.nih.gov/tools/openftlist/>.

⁸Available at: <https://github.com/huggingface/tokenizers>.

F.3 Additional Benchmark Information

We use the default settings of Language Model Evaluation Harness [GTA⁺24] for our benchmark evaluations.

ARC-Easy (ARC-e). A subset of easy questions from the Abstraction and Reasoning Corpus (ARC) dataset [CCE⁺18] contains 2,376 grade school level multiple-choice questions that were answered correctly with retrieval-based algorithm and a word co-occurrence algorithm. Each question has 4 answer options.

ARC-Challenge (ARC-c). Another subset of questions from the ARC dataset, the test set comprises 1,172 grade school level multiple-choice questions that were incorrectly answered with retrieval-based algorithm and a word co-occurrence algorithm. Similar to the easy subset, each question has 4 answer options.

HellaSwag. This challenge set [ZHB⁺19] evaluates sentence completion in a multiple-choice setting. Given 4 possible answers, the correct answer completes the given sentence best. The test set contains 10,003 question sets.

OpenBook QA (OBQA). This dataset [MCKS18] contains multiple-choice questions that require additional reasoning and knowledge in addition to the information included in the question and its 4 answer choices. We use the main set containing 500 test question sets.

Physical Interaction: Question Answering (PIQA). This dataset [BZB⁺20] contains binary-choice physical commonsense questions. Additional knowledge of how physical materials interact is required to successfully answer the questions. We use the validation set of 2,000 question sets.

SciQ. This dataset [JW17] contains multiple-choice science questions that were crowdsourced. Each question has 4 answer choices. We use its test subset of 1000 question sets.

BoolQ. This dataset [CLC⁺19] contains yes/no questions. Each question is accompanied by a corresponding text passage. We use the validation set of 3,270 triplets of question, passage, and answer.

Choice of Plausible Alternatives (COPA). This dataset [RBG11] seeks to evaluate commonsense reasoning, where given a premise and two plausible causes or effects, the correct answer is the option that is more plausible than the other. We use the validation set of 500 question sets.

LAMBADA. This dataset [PKL⁺16], abbreviated from LAnguage Modeling Broadened to Account for Discourse Aspects, contains text passages with the given task of predicting the last word of the target sentence. The task was crafted in a manner that the target word cannot be predicted by the target sentence, requiring information from other parts of the given text passage. We use its test set containing 5,153 text passages.

ReAding Comprehension dataset from Examinations (RACE). This dataset [LXL⁺17] contains text passages with an associated multiple-choice question with four possible answer options. The questions were collected from English examinations in China. We use the high school level test set containing 3,498 passage-question sets.

Winogrande. This dataset [SBBC19] follows the Winograd schema [LDM11], where the task is a fill-in-a-blank for a given sentence and two options, with additional commonsense reasoning required. We use its test set containing 1,767 questions.

Wikitext bits/byte. We evaluate the bits/byte metric using Wikitext2 [MXBS16]. A lower value for this metric implies that less information (bits) is required to make a correct next-token (byte) prediction.

G Additional Pseudocode

Previously, in our MIP (Section 4.1), a 1-based indexing system was used. However, for implementation convenience, we use a 0-based indexing system for our pseudocodes instead. Given an ordered sequence \mathcal{S} , such as array A , string W , and selected tokens \mathbf{S} , we use \mathcal{S}_i to specify an element in the i^{th} index of \mathcal{S} . However, for sequences, we use $\mathcal{S}_{i,j}$ to specify the elements from the i^{th} index up to, but excluding, the j^{th} of \mathcal{S} . For example, when $\mathcal{S} = \text{happy}$, we have $\mathcal{S}_1 = \text{a}$ and $\mathcal{S}_{1,3} = \text{ap}$.

G.1 Computing \mathcal{S} from \mathcal{T}

Given the COUNT function, corpus \mathbf{W} , candidate tokens \mathbf{T} , and an integer k , Algorithm 1 finds a set of tokens \mathbf{S} that maximizes the objective function with the help of subroutines Algorithm 2 and Algorithm 3. The algorithm Algorithm 1 defines a couple of dictionaries \mathbf{M} , \mathbf{P} , \mathbf{R} , and \mathbf{I} to track the problem state, then greedily picks the next best scoring token to cover words:

1. \mathbf{M} maps each word W to its state of cover, similar to the definition in Section 4.1
2. \mathbf{P} maps each token T to the set of its occurrences in the given word W , for all $W \in \mathbf{W}$, in a (W, i) pair, where i is the position index of the start of the token occurrence
3. \mathbf{R} stores the net objective gain of each T , which we use to greedily select the next best token in Line 8
4. \mathbf{I} maps each token T to an index, which we use to update the state of cover for all $W \in \mathbf{W}$ at Line 18

Algorithm 1 GREEDTOK: Computing \mathbf{S}

Require: COUNT function, corpus words \mathbf{W} where $|W| \geq 2$ for all $W \in \mathbf{W}$, candidate tokens \mathbf{T} , integer k

- 1: Initialize dictionary $\mathbf{M} : \mathbf{W} \rightarrow \mathbb{N}^+$ with ▷ State of the algorithm

$$\mathbf{M}(W) = (m_{0,1}^W, \dots, m_{|W|-2,|W|-1}^W) = (0, \dots, 0) = 0^{|W|-1} \quad \text{for all } W \in \mathbf{W}$$
 - 2: Initialize dictionary $\mathbf{P} : \mathbf{T} \rightarrow (\mathbf{W} \times \mathbb{N})^*$ with $\mathbf{P}(T) = \{(W, i) \in \mathbf{W} \times \mathbb{N} : W_{i,i+|T|} = T\}$ for all $T \in \mathbf{T}$ ▷ Positioning information of tokens in words
 - 3: Initialize dictionary $\mathbf{R} : \mathbf{T} \rightarrow \mathbb{N}$ with $\mathbf{R}(T) = 0$ for all $T \in \mathbf{T}$ ▷ Token scores given current state
 - 4: Initialize dictionary $\mathbf{I} : \mathbf{T} \rightarrow \mathbb{N}$ where $\mathbf{I}(T) = 0$ for all $T \in \mathbf{T}$ ▷ Token indices in \mathbf{S}
 - 5: Initialize \mathbf{S} as an empty sequence
 - 6: Compute scores $\mathbf{R}(T)$ for each $T \in \mathbf{T} \setminus \mathbf{S}$ using SCORE on current state \mathbf{M} ▷ Algorithm 3
 - 7: Initialize \mathbf{Q} as a priority queue of \mathbf{R}
 - 8: Pop next best token $\tau = \operatorname{argmax}_{T \in \mathbf{T}}$ from \mathbf{Q} and add to back of \mathbf{S} ▷ Skip checking first token
 - 9: **while** $|\mathbf{S}| < k$ **do**
 - 10: Pop next best token candidate $\hat{\tau} = \operatorname{argmax}_{T \in \mathbf{T}}$ from \mathbf{Q}
 - 11: **if** new score $\hat{\mathbf{R}}(\hat{\tau}) \neq \mathbf{R}(\hat{\tau})$ **then** ▷ Algorithm 3
 - 12: $\mathbf{R}(\hat{\tau}) \leftarrow \hat{\mathbf{R}}(\hat{\tau})$
 - 13: Push $\hat{\tau}, \mathbf{R}(\hat{\tau})$ back into \mathbf{Q}
 - 14: **else**
 - 15: Append $\hat{\tau}$ to the back of \mathbf{S} and then update $\mathbf{I}(\hat{\tau}) = |\mathbf{S}|$
 - 16: **for** $(W, i) \in \mathbf{P}(\tau)$ **do**
 - 17: **if** CANCOVER(\mathbf{M}, τ, W, i) **then**
 - 18: Update each entry of $\mathbf{M}(W)_{i,i+|\tau|-1}$ to $\mathbf{I}(\tau)$ ▷ Update states of $\mathbf{M}(\tau)$
 - 19: **end if**
 - 20: **end for**
 - 21: **end if**
 - 22: **end while**
 - 23: **return** \mathbf{S}
-

Algorithm 2 CANCOVER: Check if $W_{i,i+|T|-1}$ is coverable by T in current state \mathbf{M}

Require: Current state \mathbf{M} , token T , word W , position index i

1: **return** $(i = 0 \text{ or } \mathbf{M}(W)_{i-1} = 0) \text{ and } (i + |T| = |W| \text{ or } \mathbf{M}(W)_{i+|T|-1} = 0)$

Algorithm 3 SCORE: Calculate total number of possible covers

Require: Token T , token positions $\mathbf{P}(T)$, current state \mathbf{M} , COUNT function

1: Make a copy \mathbf{M}' of the state \mathbf{M} ▷ The original state remains unchanged

2: Initialize token score $s = 0$

3: **for** $(W, i) \in \mathbf{P}(T)$ **do**

4: **if** CANCOVER(\mathbf{M}', T, W, i) **then**

5: Add $\text{COUNT}(W) \cdot |\{j \in \{i, \dots, i + |T|\} : \mathbf{M}'(W)_j = 0\}|$ to s ▷ Only add score for non-zero entries

6: Update each entry of $\mathbf{M}'(W)_{i,i+|T|-1}$ to 1 ▷ Mark to avoid double counting; see Example 5

7: **end if**

8: **end for**

9: **return** s

The subroutine **Algorithm 2** encapsulates a check of the validity of using a given token T to cover W at position i , primarily by observing if the non-start/end endpoint positions i and $i + |T|$ were previously covered by some other token previously; if such a token is present, then T cannot cover W at position i . Meanwhile, the subroutine **Algorithm 3** calculates the score contribution by token T , given the current state \mathbf{M} , while accounting for previous covers applied from chosen tokens in \mathbf{S} .

Example 4 (Valid coverings and two sample traces). Consider the example where $\mathbf{T} = \{T_1 = \text{pa}, T_2 = \text{ya}, T_3 = \text{ap}\}$ and $\mathbf{W} = \{W_1 = \text{papaya}, W_2 = \text{impact}\}$. Then, we have $\mathbf{P}(T_1) = \{(W_1, 0), (W_1, 2), (W_2, 2)\}$, indicating that the token T_1 appears in W_1 at positions 0 and 2, and in W_2 at position 2. Using SCORE (**Algorithm 3**) to update \mathbf{R} would yield $\mathbf{R}(\text{pa}) = 3$, $\mathbf{R}(\text{ya}) = 1$, and $\mathbf{R}(\text{ap}) = 1$, so the greedy step **Line 8** of **Algorithm 1** would first select token T_1 to be included into \mathbf{S} . Initially, we have $\mathbf{M}(W_1 = \text{papaya}) = (0, 0, 0, 0, 0)$. After selecting T_1 into \mathbf{S} , we have $\mathbf{M}(W_1) = (1, 0, 1, 0, 0)$. Recalculating the scores using SCORE on the updated state \mathbf{M} would yield $\mathbf{R}(\text{pa}) = 0$, $\mathbf{R}(\text{ya}) = 1$, and $\mathbf{R}(\text{ap}) = 0$, so the token T_2 would be selected next. After selecting T_2 into \mathbf{S} , we have $\mathbf{M}(W_1) = (1, 0, 1, 0, 2)$ because $\mathbf{I}(T_1 = \text{pa}) = 1$ and $\mathbf{I}(T_2 = \text{ya}) = 2$. One can see that the zero and non-zero locations in \mathbf{M} indicate partition and coverage respectively. Now, ignoring the scoring function, let us instead suppose that we selected $T_3 = \text{ap}$, $T_1 = \text{pa}$, and finally $T_2 = \text{ya}$. When we first selected $T_3 = \text{ap}$, the state of $W_1 = \text{papaya}$ will become $\mathbf{M}(W_1) = (0, 1, 0, 0, 0)$ with $\mathbf{I}(T_3 = \text{ap}) = 1$. Next, consider the token $T_1 = \text{pa}$ that appears at positions 0 and 2 of the word W_1 . At position 0, we see that $\mathbf{M}(W_1)_{i+|T|-1=0+2-1=1} = 1 \neq 0$. Meanwhile, at position 2, we have $\mathbf{M}(W_1)_{i-1=2-1=1} = 1 \neq 0$. Since there is at least one non-start/end endpoint positions already covered by a token, we *cannot* further use T_1 in W_1 . Finally, let us consider using token $T_2 = \text{ya}$, which appears at position 4 of W_1 . We see that $i > 0$, $\mathbf{M}(W_1)_{i-1} = 0$, and $i + |T_2| < |W_1|$, we can cover W_1 with T_2 at position 4, resulting in $\mathbf{M}(W_1) = (0, 1, 0, 0, 2)$ with $\mathbf{I}(\text{ya}) = 2$. Note that we do not need to check $\mathbf{M}(W_1)_{i+|T_2|-1}$ because $i + |T_2| < |W_1|$.

Example 5 (State copying and overcounting). Here, we explain why we require a copy of the state in **Algorithm 3** to avoid the overcounting of overlapping repeating substrings. Consider the example of $T_1 = \text{aya}$, $W_1 = \text{ayaya}$, and $\text{COUNT}(W_1) = 1$, where $\mathbf{P}(T_1) = \{(W_1, 0), (W_1, 2)\}$ and $\mathbf{M}(W_1) = \mathbf{M}'(W_1) = (0, 0, 0, 0)$ initially. In this case, we see that T_1 would obtain a score of 1 either by covering W_1 at position 0 (i.e. ayaya) or position 2 (i.e. ayaya), but not both positions simultaneously (i.e. ayaya). To see how **Algorithm 3** ensures this, let us suppose we considered $(W_1, 0)$ then $(W_1, 2)$ in the for loop iteration. As the endpoints of $(W_1, 0)$ are coverable, we update $\mathbf{M}'(W_1)$ to $(1, 1, 0, 0)$. Note that $\mathbf{M}(W_1)$ still remains unchanged as we have yet to confirm that T_1 is the next best token τ . With the updated state \mathbf{M}' , we see that the next pair $(W_1, 2) \in \mathbf{P}(T_1)$ is an invalid cover since $\mathbf{M}'(W_1)_{2-1=1} = 1 \neq 0$, which prevents an overcounting. We remark that the choice of updating entries to 1 is arbitrary (i.e. any non-zero value will work) and that one can actually avoid explicitly making a copy of the state in implementation by performing checks in an appropriate manner.

Runtime complexity for computing \mathcal{S} . Each call to CANCOVER (Algorithm 2) runs in $O(1)$ time. Fix an arbitrary iteration of the while loop in Algorithm 1. Each call to SCORE (Algorithm 3) with token T runs in $O(\sum_{W \in \mathbf{W}} |W|)$ time because it iterates through each position in $\mathbf{P}(T)$ once and considers if T is a valid cover for that position. While we update $\mathbf{M}(W)$ during the iteration, due to CANCOVER (Algorithm 2), each index is updated at most once to a non-zero value, i.e. Example 5, resulting in at most $O(\sum_{W \in \mathbf{W}} |W|)$ total number of updates. Therefore, applied across all tokens $T \in \mathbf{T}$, k number of times, Algorithm 1 takes $O(|\mathbf{T}| \cdot k \cdot \sum_{W \in \mathbf{W}} |W|)$ time to compute \mathcal{S} . Empirically, we observe that our lazy strategy scales like $\Theta(|\mathbf{T}| \cdot \sum_{W \in \mathbf{W}} |W|)$. Scores can be greedily updated in small batches of next-best candidate tokens (Line 11 in Algorithm 1 is equivalent to batch size 1), which typically suffices to identify the next-best token to add; we do not need to perform $|\mathbf{T}|$ score updates at every iteration. As a result, the cumulative cost over iterations likely remains much smaller than the naive bound, $\sum_{i \in [1, k]} \#updates_i \in O(|\mathbf{T}|)$.

Additional implementation remarks. In practice, it is possible to adopt alternative data representations. For example, instead of a dictionary, one could represent \mathbf{M} as a single contiguous array and define a given word W as a position in the array. One could also use a representation of length $|W|$ for each word instead of the $(|W| - 1)$ -sized representation discussed in Line 1 and Section 4.1. For example, covering the word $W = \text{papaya}$ by token $T_1 = \text{pa}$ could be represented by $(1, 1, 1, 1, 0, 0)$ instead of $(1, 0, 1, 0, 0)$. However, in the $(1, 1, 1, 1, 0, 0)$ representation, it is impossible to discern a partition and one has to keep track of additional information regarding duplicates of tokens within the same word. Furthermore, one can avoid redundant calculations of \mathbf{P} by tracking and only recalculating the affected T in words covered by the current τ .

G.2 Tokenizing a text W using \mathcal{S}

In Algorithm 4, we describe how to encode a given text W into its token representation using the token set \mathbf{S} from Algorithm 1. First, in Line 1, we initialize a dictionary to map our tokens in \mathbf{S} according to their order of inclusion to \mathbf{S} , and then place singleton tokens \mathbf{B} at the back of the sequence. Next, in Line 2, we find all possible token covers of W using tokens in \mathbf{S} and sort them in Line 3 according to their priority \mathbf{I} and a left-to-right ordering in W . Using \mathbf{M} to denote which token covers which position index of W , we iterate through (T, i) in the sorted \mathbf{P} and update \mathbf{M} whenever the token T can cover W at position i given earlier decisions. Note that this may mean that a later token of longer length may overwrite the covering decision of an earlier shorter token; see Example 6. Finally, using \mathbf{M} , we return the 0-delineated token representation; see Example 7.

Algorithm 4 GREEDTOK: Tokenizing a given text W using \mathbf{S}

Require: Text W , singleton tokens \mathbf{B} , chosen token sequence \mathbf{S}

1: Initialize dictionary $\mathbf{I} : \mathbf{S} \cup \mathbf{B} \rightarrow \mathbb{N}$ with

$$\mathbf{I}(T) = \begin{cases} i & \text{if } T \text{ is } i^{\text{th}} \text{ chosen token in } \mathbf{S} \\ |\mathbf{S}| + i & \text{if } T \text{ is } i^{\text{th}} \text{ token in } \mathbf{B} \end{cases}$$

▷ Fix an arbitrary ordering to singleton tokens

2: Initialize potential cover positions $\mathbf{P} = \{(T, i) : T \in \mathbf{S}, W_{i, i+|T|} = T\}$

3: Sort \mathbf{P} based on $\mathbf{I}(T)$, then position i , with lower values having greater priority

4: Initialize state $\mathbf{M} = \{m_{0,1}, \dots, m_{|W|-2, |W|-1}\} = 0^{|W|-1}$

5: **for** $(T, i) \in \mathbf{P}$ in descending sorted order of Line 3 **do**

6: **if** CANCOVER(\mathbf{M}, T, W, i) **then**

7: Update each entry of $\mathbf{M}_{i, i+|T|-1}$ to $\mathbf{I}(T)$

8: **end if**

9: **end for**

10: **return** W delineated at positions of 0

▷ See Example 7

Example 6 (Overriding earlier shorter tokens). Consider the encoding of $W_1 = \text{abcdefg}$ with $\mathbf{S} = (S_1 = \text{ab}, S_2 = \text{cd}, S_3 = \text{ef}, S_4 = \text{abc}, S_5 = \text{abcd}, S_6 = \text{efg}, S_7 = \text{abcdefg})$. In the first three iterations, we use S_1 , S_2 , and S_3 to cover W , resulting in $\mathbf{M} = (1, 0, 2, 0, 3, 0)$. Then, we see that S_4 does not have any valid covers and so \mathbf{M} remains unchanged. In the fifth and sixth iterations, notice that $S_1, S_2 \subset S_5$ and $S_3 \subset S_6$, resulting in S_5 and S_6 being valid covers and \mathbf{M} being updated

to $(5, 5, 5, 0, 6, 6)$. Finally, since $S_5, S_6 \subset S_7$ and S_7 is a valid cover with respect to the current state, \mathbf{M} becomes $(7, 7, 7, 7, 7, 7)$. Now, consider another scenario of encoding $W_2 = \text{abcd}$ using $\mathbf{S} = (S_8 = \text{ab}, S_9 = \text{abc}, S_{10} = \text{abcd})$, where $S_8 \subset S_9 \subset S_{10}$. Covering W_2 using S_8 results in $\mathbf{M} = (1, 0, 0)$. Then, using S_9 results in $\mathbf{M} = (2, 2, 0)$. Finally, using S_{10} results in $\mathbf{M} = (3, 3, 3)$. In both examples, we see that covers are only overridden by proper supersets that appear later in the ordering of \mathbf{S} , where the largest valid cover in \mathbf{S} for W is of size $|W|$. Furthermore, recall that the token covers of any valid covering do not overlap so they jointly take up at most $|W|$ positions in total. As such, we see that each position $\mathbf{M}_i \in \mathbf{M}$ is updated at most $|W|$ times and thus, across all $|W|$ positions, **Algorithm 3** updates values in \mathbf{M} a maximum of $O(|W|^2)$ times.

Example 7 (Encoding the tokenized output). If $W = \text{abcdef}$, $\mathbf{S} = \{S_1 = \text{bcd}, S_2 = \text{ef}\}$ and $\mathbf{M} = (0, 1, 1, 0, 2)$, then W 's final tokenized output will be $(\text{a}, \text{bcd}, \text{ef})$. If one wishes to convert the tokens to integers with respect to token indexing, simply apply \mathbf{I} to each token to get $(\mathbf{I}(\text{a}), \mathbf{I}(\text{bcd}), \mathbf{I}(\text{ef}))$.

Runtime complexity for tokenizing W using \mathcal{S} . Each call to **CANCOVER** (**Algorithm 2**) runs in $O(1)$ time. There are at most $\binom{|W|}{2} \in O(|W|^2)$ substrings of W and so **Line 2** runs in $O(|W|^2)$ time, $|\mathbf{P}| \in O(|W|^2)$ and sorting \mathbf{P} takes $O(|W|^2 \log(|W|))$ time. Since each index can only be overwritten when a longer token covers it, in **Line 7**, we see that each position in \mathbf{M} is only updated at most $|W|$ times, and therefore a maximum of $|W|^2$ for all positions in $|\mathbf{P}|$ number of iterations; see **Example 6**. Thus, the entire for loop takes $O(|\mathbf{P}| + |W|^2) \subseteq O(|W|^2)$ time to iterate through \mathbf{P} and to update all $O(|W|)$ positions in \mathbf{M} .

Additional implementation remarks. In practice, we limit the subsequence search to the maximum token length $\ell = \max_{T \in \mathbf{S}} |T|$, with early stopping. To reduce $|W|$ even further, we have to go beyond regex and identify smaller local sections within W so that we can independently tokenize these sections. This is possible as \mathbf{S} inadvertently learns the regex pattern and more during its construction. This implies that we can also further infer natural separations within W where no $T \in \mathbf{S}$ overlaps with another.