

# EVA-S2PLoR: A Secure Element-wise Multiplication Meets Logistic Regression on Heterogeneous Database

Tianle Tao<sup>1</sup>, Shizhao Peng<sup>1,2,3</sup>, Tianyu Mei<sup>1</sup>, Shoumo Li<sup>1</sup> and Haogang Zhu<sup>1,2,3,\*</sup>

<sup>1</sup> State Key Laboratory of Complex & Critical Software Environment, Beihang University, 100191, Beijing, China,

{taotianle, by1806167, tianyumei, 22371327, haogangzhu}@buaa.edu.cn

<sup>2</sup> Zhongguancun Laboratory, 100086, Beijing, China

<sup>3</sup> Hangzhou International Innovation Institute, Beihang University, 311115, Hangzhou, China

**Abstract.** Accurate nonlinear computation is a key challenge in privacy-preserving machine learning (PPML). Most existing frameworks approximate it through linear operations, resulting in significant precision loss. This paper proposes an efficient, verifiable and accurate security 2-party logistic regression framework (EVA-S2PLoR), which achieves accurate nonlinear function computation through a novel secure element-wise multiplication protocol and its derived protocols. Our framework primarily includes secure 2-party vector element-wise multiplication, addition to multiplication, reciprocal, and sigmoid function based on data disguising technology, where high efficiency and accuracy are guaranteed by the simple computation flow based on the real number domain and the few number of fixed communication rounds. We provide secure and robust anomaly detection through dimension transformation and Monte Carlo methods. EVA-S2PLoR outperforms many advanced frameworks in terms of precision (improving the performance of the sigmoid function by about 10 orders of magnitude compared to most frameworks) and delivers the best overall performance in secure logistic regression experiments.

**Keywords:** Privacy-Preserving Machine Learning · Data Disguising · Verifiable · Gradient Descent · Logistic Regression

## 1 Introduction

In today's data-driven society, the role of data has evolved from merely a resource to an asset. The combination of big data with technologies such as artificial intelligence, blockchain, and edge computing holds extensive application prospects across sectors like finance, healthcare, and transportation, demonstrating the huge potential of data to drive social advancement and progress. Classification is a crucial application branch where data comes into play. Logistic regression, equipped with its simplicity and intuitiveness, has become one of the most popular classification algorithms, serving as a foundation for the implementation of many complex algorithms. During the training of logistic regression, data from different industries typically exhibit homogeneous features. Integrating data across multiple related fields can provide a more comprehensive perspective, enhancing the value of data and resulting in models with better generalization capabilities. However, multi-party data integration introduces risks of privacy leakage. If a company uploads sensitive data containing business secrets to external servers or computational nodes without any protection, competitors could exploit this information, leading to significant financial

losses. Additionally, as public awareness of privacy grows and governments introduce privacy protection policies (such as the CCPA [IT19] in the U.S.), the secure utilization of data has become a critical challenge.

The emergence of privacy-preserving computing technologies provides a solution to address privacy concerns associated with data usage. Currently, mainstream privacy-preserving techniques include secure multi-party computation (SMPC) [Yao82], homomorphic encryption (HE) [AAUC18], differential privacy (DP) [Dwo06] and federated learning (FL) [MMR<sup>+</sup>17], which form the basis for enabling privacy-preserving machine learning (PPML). During the private training and predicting of logistic regression models, implementing nonlinear operations (such as activation functions) securely presents a significant challenge. In fact, nonlinear operations are also critical components in many other complex models, including multilayer perceptrons (MLP) [Mur91] and convolutional neural networks (CNN) [YNDT18]. Therefore, securely handling the nonlinear components in models becomes a major factor influencing both training efficiency and predicting accuracy.

Table 1: Comparison of Various PPML Frameworks Related to Secure Logistic Regression

| Framework                        | Dev. Language | Main Techniques | Security Model | Activation Function* | Performance Evaluation |                  |               |               |
|----------------------------------|---------------|-----------------|----------------|----------------------|------------------------|------------------|---------------|---------------|
|                                  |               |                 |                |                      | Comp. Complexity       | Comm. Complexity | Verifiability | Extensibility |
| SecureML [MZ17]                  | C++           | SS, GC, OT, HE  | Semi-honest    | Piece.               | High                   | High             | No            | Medium        |
| MP-SPDZ [Kel20]                  | C++           | OT, HE, SS      | Malicious      | Piece. or Poly.      | High                   | High             | No            | Medium        |
| SecretFlow [MZF <sup>+</sup> 23] | C++           | SS, GC, OT      | Malicious      | Poly.                | Medium                 | Medium           | No            | High          |
| FATE [LFC <sup>+</sup> 21]       | Python        | FL, HE, SS      | Semi-honest    | Poly.                | High                   | High             | No            | High          |
| ABY3 [MR18]                      | C++           | SS, GC, OT      | Malicious      | Piece.               | Medium                 | Medium           | No            | Medium        |
| BLAZE [PS20]                     | C++           | SS, GC          | Malicious      | Piece.               | Medium                 | Medium           | No            | Medium        |
| LEGO [ZFWL22]                    | C++           | SS, GC, OT, HE  | Semi-honest    | Piece.               | High                   | High             | No            | Medium        |
| PrivPy [LX19]                    | C++           | SS, OT          | Semi-honest    | Poly.                | Medium                 | Medium           | No            | High          |
| Our Work                         | Python        | DD              | Semi-honest    | Exact                | Low                    | Low              | Yes           | High          |

\*We mentioned three ways of realizing the activation function, namely piecewise function approximation (Piece.), polynomial approximation (Poly.), and exact realization (Exact).

Table 1 presents several popular PPML frameworks that support logistic regression. We introduce their development languages, core technologies, supported security models, methods for implementing activation functions, and various performance metrics (such as computational and communication complexity, verifiability, and extensibility).

SecureML [MZ17] was one of the earliest to propose PPML model training, including logistic regression, within a secure 2-party computation model. It approximates nonlinear activation functions using piecewise linear functions, transforming the logistic regression training problem into a combination of linear operations and comparisons. This approach leverages oblivious transfer (OT) [Kil88] or HE for preprocessing, secret sharing (SS) [Bei11] for linear operations, and garbled circuits (GC) [BHR12] for comparisons. Although early implementations of SecureML had significant computational and communication overheads and lower accuracy due to limited optimization, its conceptual innovations have provided valuable guidance for subsequent research. ABY3 [MR18], SecretFlow [MZF<sup>+</sup>23], BLAZE [PS20], and PrivPy [LX19] employ optimized arithmetic and binary secret sharing, improving both computational and communication efficiency. When handling activation functions, ABY3 and BLAZE similarly use piecewise functions for approximation, while SecretFlow and PrivPy adopt polynomial approximation strategies such as the Newton-Raphson method [Ypm95] and the Euler method [SBB<sup>+</sup>80] to convert nonlinear functions into polynomial operations. FATE [LFC<sup>+</sup>21] utilizes FL for privacy-preserving logistic regression where data holders locally pre-train the model and send encrypted gradient information (using HE) to the arbiter for aggregation. Since HE struggles with nonlinear operations, FATE employs Taylor approximation [KM15] to convert nonlinear functions into polynomial linear operations. MP-SPDZ [Kel20], based on the SPDZ-2 protocol, provides both piecewise and polynomial approximation for handling nonlinear functions, offering flexibility for users. Evidently, most existing solutions convert the real domain  $\mathbb{R}$  calculations to computations over rings  $\mathbb{Z}_{2^k}$  or finite fields  $\mathbb{F}_{2^k}$ , where approximating nonlinear operations through linear and comparison operations

inevitably leads to some degree of accuracy loss and additional computational overhead. Moreover, as approximation errors accumulate, most existing frameworks lack verification algorithms to detect potential anomalies in computation. Consequently, achieving secure computation for models with nonlinear operations, such as logistic regression, in an accurate, efficient, and verifiable manner remains a significant challenge.

EVA-S3PC [PLT<sup>+</sup>24] employs data disguising (DD) technology and provides matrix operation protocols that are efficient in terms of computational and communication overhead, with support for result verification. Thanks to operations directly performed over the real domain  $\mathbb{R}$ , EVA-S3PC has the potential to perform nonlinear computations accurately without relying on linear approximations. We designed our EVA-S2PLoR framework under the semi-honest security model utilizing the secure 2-party matrix multiplication and hybrid multiplication (S2PM and S2PHM) protocols from EVA-S3PC. EVA-S2PLoR provides algorithms for accurately implementing secure 2-party logistic regression (S2PLoR) training and predicting. Specifically, the main contributions of this paper are as follows:

- Based on the S2PM protocol, we presented algorithmic designs for secure 2-party vector element-wise multiplication (S2PVEM), secure 2-party vector addition to multiplication (S2PVATM), secure 2-party vector reciprocal (S2PVR), and secure 2-party vector sigmoid (S2PVS), where result verification methods are included. We proved the security of the four protocols within a semi-honest security model based on computational indistinguishability theory and universally composable security theory.
- Using the S2PHM and S2PVS protocols, we proposed secure 2-party logistic regression training (S2PLoRT) and predicting (S2PLoRP) algorithms based on Mini Batch Gradient Descent (MBGD). We also provided security proofs for these algorithms in a semi-honest environment.
- We analyzed the computational complexity and communication overhead of the proposed algorithms and evaluated the performance of basic protocols, where EVA-S2PLoR takes a significant precision advantage. In addition, we compared the performance metrics of EVA-S2PLoR with those of three other popular PPML frameworks across three common datasets.

**Paper Organization:** The remainder of this paper is structured as follows. Section 2 provides some necessary background knowledge and section 3 outlines the EVA-S2PLoR framework. Section 4 details the the algorithm flow and security proofs protocols (S2PVEM, S2PVATM, S2PVR, S2PVS, S2PLoRT and S2PLoRP) proposed in this paper. Section 5 presents the theoretical analysis of the computational and communication complexity of the proposed algorithms, and then section 6 provides specific experiments to verify the advantages of algorithms in EVA-S2PLoR, including comparisons of time, precision and other performance metrics with other state-of-the-art PPML frameworks for both basic operators and logistic regression. Section 7 introduces related work and progress on secure vector operations, secure sigmoid computation and secure logistic regression. Finally, section 8 concludes the paper and discusses future work.

## 2 Preliminary

In this section, we have made some preparatory work, including the introduction of the security model and notation definitions. For details on logistic regression and heterogeneous datasets, please refer to the Appendix A.

## 2.1 Security Model

This part presents the definitions of the semi-honest 2-party security model and computation indistinguishability security.

**Definition 1** (Semi-honest adversary model [EKR18]). The semi-honest adversary model assumes that all participants, whether corrupted or not, follow the protocol as specified. However, participants may attempt to infer others' private data using the information they can access.

**Definition 2** (Computational Indistinguishability [Gol04]). A probability ensemble  $X = \{X(a, n)\}_{a \in \{0,1\}^*; n \in \mathbb{N}}$  is an infinite sequence of random variables indexed by  $a \in \{0,1\}^*$  and  $n \in \mathbb{N}$ . In the context of secure computation, the  $a$  represents the parties' inputs and  $n$  represents the security parameter. Two probability ensembles  $X = \{X(a, n)\}_{a \in \{0,1\}^*; n \in \mathbb{N}}$  and  $Y = \{Y(a, n)\}_{a \in \{0,1\}^*; n \in \mathbb{N}}$  are said to be computationally indistinguishable, denoted by  $X \stackrel{c}{=} Y$ , if for every nonuniform polynomial-time algorithm  $D$  there exists a negligible function  $\mu(\cdot)$  such that for every  $a \in \{0,1\}^*$  and every  $n \in \mathbb{N}$ ,

$$|Pr[D(X(a, n)) = 1] - Pr[D(Y(a, n)) = 1]| \leq \mu(n) \quad (1)$$

**Definition 3** (Security in Semi-honest 2-Party Computation [Lin17]). Let  $f : \{0,1\}^* \times \{0,1\}^* \mapsto \{0,1\}^* \times \{0,1\}^*$  be a probabilistic polynomial-time functionality, where  $f = (f_1(x, y), f_2(x, y))$  and  $\pi$  be a 2-party protocol for computing  $f$ . The view of  $i$ -th party ( $i \in \{1, 2\}$ ) during an execution of  $\pi$  on  $(x, y)$  is denoted by  $view_i^\pi(x, y)$  and equals  $(w, r^i; m_1^i, \dots, m_t^i)$ , where  $w \in \{x, y\}$  (its input depending on the value of  $i$ ),  $r^i$  represents the contents of the  $i$ -th party's internal random tape, and  $m_j^i$  represents the  $j$ -th message the  $i$ -th party received. The output of the  $i$ -th party during an execution of  $\pi$  on  $(x, y)$ , denoted by  $output_i^\pi(x, y)$ , can be computed from its own view of the execution. We say that  $\pi$  securely computes  $f$  if there exist probabilistic polynomial-time algorithms  $S_1$  and  $S_2$  such that:

$$\begin{aligned} \{(S_1(x, f_1(x, y)), f_2(x, y))\} &\stackrel{c}{=} \{(view_1^\pi(x, y), output_2^\pi(x, y))\} \\ \{(f_1(x, y), S_2(y, f_2(x, y)))\} &\stackrel{c}{=} \{(output_1^\pi(x, y), view_2^\pi(x, y))\} \end{aligned} \quad (2)$$

where  $x, y \in \{0,1\}^*$  such that  $|x| = |y|$ .

## 2.2 Notation

In this paper, all vectors are assumed to be column vectors by default (e.g.,  $\mathbf{a} \in \mathbb{R}^{n \times 1}$  is a vector of length  $n$ ) and allowed to be treated as single-column two-dimensional matrices for matrix operations. We use  $\odot$  to denote vector element-wise multiplication (e.g.,  $\mathbf{a} \odot \mathbf{b}$ ), and all exponential (e.g.,  $e^{\mathbf{a}}$ ), logarithmic (e.g.,  $\ln \mathbf{a}$ ), reciprocal (e.g.,  $\frac{1}{\mathbf{a}}$ ), and division (e.g.,  $\frac{\mathbf{a}}{\mathbf{b}}$ ) operations on vectors are performed element-wise. We use square brackets (e.g.,  $[c, A]$ ) to denote the horizontal concatenation of matrices with constants or vectors.

## 3 Framework

This section introduces the proposed S2PLoR framework, the structure of which is depicted in Figure 1. The S2PLoR framework consists of two secure 2-party matrix computation operators (S2PM and S2PHM), four secure 2-party vector computation operators (S2PVEM, S2PVATM, S2PVR, and S2PVS), and two secure 2-party logistic regression protocols (S2PLoRT and S2PLoRP). When a client issues a request for S2PLoRT or S2PLoRP, the request first reaches the two data holders, and then each data holder sends

its respective data to the corresponding logistic regression protocol. Following the protocol workflow, the data interacts with the basic secure 2-party matrix and vector computation operators. By employing DD technique, private data is randomly disguised upon entering the protocol, ensuring that the original data remains protected throughout the interaction process.

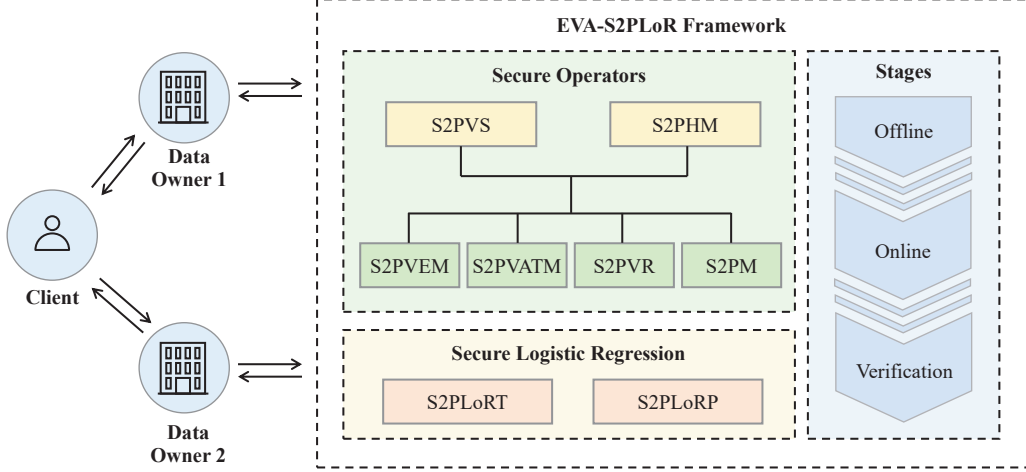


Figure 1: Framework of EVA-S2PLoR

The execution process of all protocols in the framework is divided into three stages: the offline stage, the online stage, and the verification stage.

- **Offline Stage:** This stage primarily involves offline computations required when preprocessing data and obtaining final results where no data communication occurs.
- **Online Stage:** This is the core of the protocol, where the two participants communicate according to the protocol to achieve secure computation.
- **Verification Stage:** This stage introduces offline computations to help participants verify whether any anomalies occurred during the computation. It enhances the credibility of the results at the cost of some extra overhead.

## 4 Proposed Work

This section outlines the specific steps of the proposed algorithms including S2PVEM, S2PVATM, S2PVR, S2PVS, S2PLoRT and S2PLoRP. Additionally, we provide security proofs for these algorithms under the semi-honest security model. Our protocol design is based on the S2PM and S2PHM protocols from EVA-S3PC, whose algorithmic workflows are presented in the Appendix B.

### 4.1 S2PVEM

The problem definition of S2PVEM is as follows:

**Problem 1** (Secure 2-Party Vector Element-wise Multiplication). *Alice owns a vector  $\mathbf{a}$  and Bob owns a vector  $\mathbf{b}$ , and both vectors have length  $n$ . They want to conduct the vector element-wise multiplication, such that Alice gets  $\mathbf{v}_a$  and Bob gets  $\mathbf{v}_b$ , where  $\mathbf{v}_a + \mathbf{v}_b = \mathbf{a} \odot \mathbf{b}$ .*

#### 4.1.1 Description of S2PVEM

In S2PVEM, each  $a_i \in \mathbf{a}$  ( $1 \leq i \leq n$ ) is split by Alice into  $m$  random real numbers shaping a vector  $\alpha_i$  and then concatenate  $m$  identical vectors  $\alpha_i$  to form a vector  $\alpha_i^*$ . Alice then constructs a matrix  $A$  by taking each vector  $\alpha_i^*$  in order as a row. Each  $b_i \in \mathbf{b}$  ( $1 \leq i \leq n$ ) is split by Bob into  $m$  random real numbers shaping a vector  $\beta_i$ , and then generate the full permutation of the  $m$  elements of the vector  $\beta_i$ , denoted as  $\text{perms}(\beta_i)$ . Subsequently, from each  $\text{perms}(\beta_i)$ ,  $m$  vectors are randomly selected and then concatenated to form a matrix  $T_i$ . Bob transforms  $T_i$  to a vector  $\beta_i^*$  by taking all elements of  $T_i$  in row-first order, and then constructs a matrix  $B$  by taking each vector  $\beta_i^*$  in order as a column. Alice and Bob jointly compute  $A \times B = V_a + V_b$  with S2PM protocol and respectively pick all elements on the main diagonal of  $V_a, V_b$  in order to form  $\mathbf{v}_a$  and  $\mathbf{v}_b$ , denoted as  $\mathbf{v}_a = \text{diag2v}(V_a)$  and  $\mathbf{v}_b = \text{diag2v}(V_b)$ . The detailed process is shown in Algorithm 1.

---

#### Algorithm 1 S2PVEM

---

**Require:**  $\mathbf{a}, \mathbf{b} \in \mathbb{R}^{n \times 1}$  and  $m \geq 2$

**Ensure:**  $\mathbf{v}_a + \mathbf{v}_b = \mathbf{a} \odot \mathbf{b}$  where  $\mathbf{v}_a, \mathbf{v}_b \in \mathbb{R}^{n \times 1}$

```

1: for  $i := 1$  to  $n$  do
2:    $\alpha_i = (\alpha_i^{(1)}, \alpha_i^{(2)}, \dots, \alpha_i^{(m)})^T$   $\triangleright \alpha_i \in \mathbb{R}^{m \times 1}, \sum_{j=1}^m \alpha_i^{(j)} = a_i$ 
3:    $\alpha_i^* = [\alpha_i^T, \alpha_i^T, \dots, \alpha_i^T]^T$   $\triangleright \alpha_i^* \in \mathbb{R}^{m^2 \times 1}$ 
4: end for
5:  $A = [\alpha_1^*, \alpha_2^*, \dots, \alpha_n^*]^T$   $\triangleright A \in \mathbb{R}^{n \times m^2}$ 
6: for  $i := 1$  to  $n$  do
7:    $\beta_i = (\beta_i^{(1)}, \beta_i^{(2)}, \dots, \beta_i^{(m)})^T$   $\triangleright \beta_i \in \mathbb{R}^{m \times 1}, \sum_{j=1}^m \beta_i^{(j)} = b_i$ 
8:    $\text{perms}(\beta_i) = \{\beta_i^{(1)}, \beta_i^{(2)}, \dots, \beta_i^{(m!)}\}$ 
9:    $T_i \leftarrow$  randomly select and concatenate  $m$  vectors from  $\text{perms}(\beta_i)$   $\triangleright T_i \in \mathbb{R}^{m \times m}$ 
10:   $\beta_i^* \leftarrow$  a vector composed of all elements of  $T_i$  in row-first order  $\triangleright \beta_i^* \in \mathbb{R}^{m^2 \times 1}$ 
11: end for
12:  $B = [\beta_1^*, \beta_2^*, \dots, \beta_n^*]$   $\triangleright B \in \mathbb{R}^{m^2 \times n}$ 
13:  $V_a, V_b \leftarrow \text{S2PM}(A, B)$   $\triangleright V_a, V_b \in \mathbb{R}^{n \times n}$ 
14:  $\mathbf{v}_a \leftarrow \text{diag2v}(V_a)$   $\triangleright \mathbf{v}_a \in \mathbb{R}^{n \times 1}$ 
15:  $\mathbf{v}_b \leftarrow \text{diag2v}(V_b)$   $\triangleright \mathbf{v}_b \in \mathbb{R}^{n \times 1}$ 
16: return  $\mathbf{v}_a, \mathbf{v}_b$ 

```

---

**Correctness.** It is easily verified that  $\mathbf{v}_a + \mathbf{v}_b = \text{diag2v}(V_a + V_b) = \text{diag2v}(A \times B) = (\alpha_1^{*T} \cdot \beta_1^*, \alpha_2^{*T} \cdot \beta_2^*, \dots, \alpha_n^{*T} \cdot \beta_n^*)^T = (\sum_{i=1}^m \alpha_i^{(1)} \cdot \sum_{i=1}^m \beta_i^{(1)}, \sum_{i=1}^m \alpha_i^{(2)} \cdot \sum_{i=1}^m \beta_i^{(2)}, \dots, \sum_{i=1}^m \alpha_i^{(n)} \cdot \sum_{i=1}^m \beta_i^{(n)})^T = (a_1 \cdot b_1, a_2 \cdot b_2, \dots, a_n \cdot b_n)^T = \mathbf{a} \odot \mathbf{b}$ .

**Verification.** Thanks to the robust anomaly detection realized by Monte-Carol verification in the sub-protocol S2PM, the probability that S2PVEM fails to detect a computational anomaly is  $P_f(\text{S2PVEM}) = P_f(\text{S2PM}) \leq \frac{1}{4^l}$  where  $l$  denotes the total rounds of verification. Considering the potential cost of verification,  $l$  is practically set to 20 to achieve a negligible upper bound probability of  $\frac{1}{4^{20}} \approx 9.09 \times 10^{-13}$  for anomaly detection failure in S2PVEM.

#### 4.1.2 Security of S2PVEM

According to the definition of security in semi-honest 2-party computation in Section 2.1, let  $f = (f_1, f_2)$  be a probabilistic polynomial-time function and let  $\pi$  be a 2-party protocol for computing  $f$ . We say  $\pi$  securely computes  $f$  if we can construct two simulators in the

ideal-world ( $S_1$  and  $S_2$ ), such that the following relations hold at the same time:

$$\begin{aligned} \{S_1(x, f_1(x, y))\}_{x, y \in \{0,1\}^*} &\stackrel{c}{=} \{view_1^\pi(x, y)\}_{x, y \in \{0,1\}^*} \\ \{S_2(y, f_2(x, y))\}_{x, y \in \{0,1\}^*} &\stackrel{c}{=} \{view_2^\pi(x, y)\}_{x, y \in \{0,1\}^*} \end{aligned} \quad (3)$$

and the output of one party remains unchanged regardless of the input from another party:

$$\begin{aligned} f_1(x, y) &\equiv f_1(x, y^*) \\ f_2(x, y) &\equiv f_2(x^*, y) \end{aligned} \quad (4)$$

In this way, we can transform the security proof problem into a construction problem. We use the lemma 1 below in the process of proof.

**Lemma 1.** *For a linear system  $A \cdot X = B$ , if  $\text{rank}(A) = \text{rank}(A|B) < n$  (where  $n$  is the number of rows of matrix  $X$  and  $A|B$  is the augmented matrix), then this linear system has infinite solutions [Sho18].*

We provide the security proof of S2PVEM under the semi-honest adversary model below. In this proof, we denote the process of transforming vectors  $\mathbf{a}, \mathbf{b}$  into matrices  $A, B$  in algorithm 1 by  $A = Ra2A(\mathbf{a}, m)$  and  $B = Rb2B(\mathbf{b}, m)$ , respectively. We also use  $A = v2diag(\mathbf{a})$  to denote the generation of a matrix  $A$  whose main diagonal is sequentially formed by elements in a vector  $\mathbf{a}$ , and the remaining elements of  $A$  are generated randomly.

**Theorem 1.** *The S2PVEM protocol, denoted by  $f(\mathbf{a}, \mathbf{b}) = \mathbf{a} \odot \mathbf{b}$ , is secure in the semi-honest adversary model.*

*Proof.* We will construct two simulators  $S_1$  and  $S_2$  to prove the theorem based on  $\mathbb{R}$ .

**Corrupted Alice:** Assuming Alice is the adversary, this means we have to construct a simulator  $S_1$  simulating  $view_1^\pi(x, y) = (\mathbf{a}, m, R_a, r_a, S_t, r; \hat{B}, T, VF_b)$  such that  $S_1(x, f_1(x, y))$  is indistinguishable from  $view_1^\pi(x, y)$ . Formally,  $S_1$  receives  $(\mathbf{a}, m, R_a, r_a, S_t, \mathbf{v}_a)$  and a random tape  $r$ , and proceeds as follows:

1.  $S_1$  uses the random tape  $r$  to generate matrix  $A = Ra2A(\mathbf{a}, m)$ , and computes  $\hat{A} = A + R_a$  and  $r_b = S_t - r_a$ .
2.  $S_1$  generates two random vectors  $\mathbf{b}'$  and  $\mathbf{v}_b'$  such that  $\mathbf{a} \odot \mathbf{b}' = \mathbf{v}_a + \mathbf{v}_b'$ , and then generates  $B' = Rb2B(\mathbf{b}', m)$  and  $V_b' = v2diag(\mathbf{v}_b')$ .
3.  $S_1$  generates a random matrix  $R_b'$  where  $R_a \times R_b' = S_t$ , and computes  $\hat{B}' = B' + R_b'$ ,  $T' = \hat{A} \times B' + r_b - V_b'$  and  $VF_b' = V_b' - \hat{A} \times B'$ .
4.  $S_1$  outputs  $S_1(x, f_1(x, y)) = (\mathbf{a}, m, R_a, r_a, S_t, r; \hat{B}', T', VF_b')$ .

In step 2, we observe that there are infinite pairs of  $(\mathbf{b}', \mathbf{v}_b')$  satisfying the equation  $\mathbf{a} \odot \mathbf{b}' = \mathbf{v}_a + \mathbf{v}_b'$ , so that  $\mathbf{b}'$  and  $\mathbf{v}_b'$  are simulatable, denoted by  $\{\mathbf{b}', \mathbf{v}_b'\} \stackrel{c}{=} \{\mathbf{b}, \mathbf{v}_b\}$ . In this case, we can figure out that  $B'$  and  $V_b'$  are simulatable as well, since  $B' = Rb2B(\mathbf{b}', m)$  and  $V_b' = v2diag(\mathbf{v}_b')$ . In step 3, according to the lemma 1, we learn that there are infinite number of  $R_b'$  where  $R_a \times R_b' = S_t$  when the column rank of  $R_a$  is not full, and therefore  $R_b'$  is simulatable. Considering that the variables  $\hat{B}', T', VF_b'$  are computed from the simulatable variables  $B', R_b', V_b'$ , we can easily prove that they are all simulatable. Thus, we obtain that  $\{(\mathbf{a}, m, R_a, r_a, S_t, r; \hat{B}', T', VF_b')\} \stackrel{c}{=} \{(\mathbf{a}, m, R_a, r_a, S_t, r; \hat{B}, T, VF_b)\}$ , i.e.,  $\{S_1(x, f_1(x, y))\}_{x, y} \stackrel{c}{=} \{view_1^\pi(x, y)\}_{x, y}$ . Besides,



$V'_a = T' + r_a - R_a \cdot \hat{B}' = \hat{A} \times B' - R_a \times \hat{B}' + r_b + r_a - V'_b = A \times \hat{B}' - V'_b$ , so that  $\mathbf{v}'_a = \text{diag}2v(V'_a) = \text{diag}2v(A \times \hat{B}' - V'_b)$ . According to the correctness of S2PVEM, we can conclude that  $\mathbf{v}'_a = \mathbf{v}_a$ , which shows that for any arbitrary input of Bob, the output of Alice  $\mathbf{v}_a$  remains unchanged, i.e.,  $f_1(x, y) \equiv f_1(x, y^*)$ .

**Corrupted Bob:** Assuming Bob is the adversary, this means we have to construct a simulator  $S_2$  simulating  $\text{view}_2^\pi(x, y) = (\mathbf{b}, m, R_b, r_b, S_t, r_0, r_1; \hat{A}, VF_a)$  such that  $S_2(y, f_2(x, y))$  is indistinguishable from  $\text{view}_2^\pi(x, y)$ . Formally,  $S_2$  receives  $(\mathbf{b}, m, R_b, r_b, S_t, \mathbf{v}_b)$  and two random tapes  $r_0, r_1$ , and proceeds as follows:

1.  $S_2$  uses the random tape  $r_0$  to generate matrix  $B = Rb2B(\mathbf{b}, m)$ , and computes  $\hat{B} = B + R_b$ . Meanwhile,  $S_2$  uses the random tape  $r_1$  to generate matrix  $V_b$  where  $\mathbf{v}_b = \text{diag}2v(V_b)$ .
2.  $S_2$  generates two random vectors  $\mathbf{a}'$  and  $\mathbf{v}'_a$  such that  $\mathbf{a}' \odot \mathbf{b} = \mathbf{v}'_a + \mathbf{v}_b$ , and then generates  $A' = Ra2A(\mathbf{a}', m)$  and  $V'_a = v2\text{diag}(\mathbf{v}'_a)$ .
3.  $S_2$  generates a random matrix  $R'_a$  where  $R'_a \times R_b = S_t$ , and computes  $\hat{A}' = A' + R'_a$  and  $VF'_a = V'_a + R'_a \times \hat{B}$ .
4.  $S_2$  outputs  $S_2(y, f_2(x, y)) = (\mathbf{b}, m, R_b, r_b, S_t, r_0, r_1; \hat{A}', VF'_a)$ .

In step 2, we observe that there are infinite pairs of  $(\mathbf{a}', \mathbf{v}'_a)$  satisfying the equation  $\mathbf{a}' \odot \mathbf{b} = \mathbf{v}'_a + \mathbf{v}_b$ , so that  $\mathbf{a}'$  and  $\mathbf{v}'_a$  are simulatable, denoted by  $\{\mathbf{a}', \mathbf{v}'_a\} \stackrel{c}{=} \{\mathbf{a}, \mathbf{v}_a\}$ . In this case, we can figure out that  $A'$  and  $V'_a$  are simulatable as well, since  $A' = Ra2A(\mathbf{a}', m)$  and  $V'_a = v2\text{diag}(\mathbf{v}'_a)$ . In step 3, according to the lemma 1, we learn that there are infinite number of  $R'_a$  where  $R'_a \times R_b = S_t$  when the row rank of  $R_b$  is not full, and therefore  $R'_a$  is simulatable. Considering that the variables  $\hat{A}', VF'_a$  are computed from the simulatable variables  $A', R'_a, V'_a$ , we can easily prove that they are all simulatable. Thus, we obtain that  $\{(\mathbf{b}, m, R_b, r_b, S_t, r_0, r_1; \hat{A}', VF'_a)\} \stackrel{c}{=} \{(\mathbf{b}, m, R_b, r_b, S_t, r_0, r_1; \hat{A}, VF_a)\}$ , i.e.,  $\{S_2(y, f_2(x, y))\}_{x, y} \stackrel{c}{=} \{\text{view}_2^\pi(x, y)\}_{x, y}$ . Besides, due to  $\mathbf{v}'_b = \text{diag}2v(V_b) = \mathbf{v}_b$ , it is shown that for any arbitrary input of Alice, the output of Bob  $\mathbf{v}_b$  remains unchanged, i.e.,  $f_2(x, y) \equiv f_2(x^*, y)$ .  $\square$

## 4.2 S2PVATM

The problem definition of S2PVATM is as follows:

**Problem 2** (Secure 2-Party Vector Addition To Multiplication). *Alice owns a vector  $\mathbf{a}$  and Bob owns a vector  $\mathbf{b}$ , and both vectors have length  $n$ . They want to convert the vector addition to vector element-wise multiplication, such that Alice gets  $\mathbf{v}_a$  and Bob gets  $\mathbf{v}_b$ , where  $\mathbf{v}_a \odot \mathbf{v}_b = \mathbf{a} + \mathbf{b}$ .*

### 4.2.1 Description of S2PVATM

In S2PVATM, Alice generates a random vector  $\mathbf{v}_a$  of  $n$  non-zero numbers and computes the vector  $\mathbf{t}_a = \frac{1}{\mathbf{v}_a}$  and  $\hat{\mathbf{a}} = \mathbf{a} \odot \mathbf{t}_a$ . After that, Alice and Bob jointly computing  $\mathbf{t}_a \odot \mathbf{b} = \mathbf{u}_a + \mathbf{u}_b$  with S2PVEM protocol. Alice computes  $\mathbf{t} = \hat{\mathbf{a}} + \mathbf{u}_a$  and sends  $\mathbf{t}$  to Bob. Finally, Bob computes  $\mathbf{v}_b = \mathbf{u}_b + \mathbf{t}$ . The detailed process is shown in Algorithm 2.

---

#### Algorithm 2 S2PVATM

---

**Require:**  $\mathbf{a}, \mathbf{b} \in \mathbb{R}^{n \times 1}$  and  $m \geq 2$

**Ensure:**  $\mathbf{v}_a \odot \mathbf{v}_b = \mathbf{a} + \mathbf{b}$  where  $\mathbf{v}_a, \mathbf{v}_b \in \mathbb{R}^{n \times 1}$

1:  $\mathbf{v}_a \leftarrow$  random vector of  $n$  non-zero numbers

$\triangleright \mathbf{v}_a \in \mathbb{R}^{n \times 1}$



---

|   |   |
|---|---|
| 2: $\mathbf{t}_a = \frac{1}{v_a}$   | $\triangleright \mathbf{t}_a \in \mathbb{R}^{n \times 1}$               |
| 3: $\hat{\mathbf{a}} = \mathbf{a} \odot \mathbf{t}_a$                                 | $\triangleright \hat{\mathbf{a}} \in \mathbb{R}^{n \times 1}$           |
| 4: $\mathbf{u}_a, \mathbf{u}_b \leftarrow \text{S2PVEM}(\mathbf{t}_a, \mathbf{b}, m)$ | $\triangleright \mathbf{u}_a, \mathbf{u}_b \in \mathbb{R}^{n \times 1}$ |
| 5: $\mathbf{t} = \hat{\mathbf{a}} + \mathbf{u}_a \Rightarrow \text{Bob}$              | $\triangleright \mathbf{t} \in \mathbb{R}^{n \times 1}$                 |
| 6: $\mathbf{v}_b = \mathbf{u}_b + \mathbf{t}$   | $\triangleright \mathbf{v}_b \in \mathbb{R}^{n \times 1}$               |
| 7: <b>return</b> $\mathbf{v}_a, \mathbf{v}_b$   |   |

---

**Correctness.** It is easily verified that  $\mathbf{v}_a \odot \mathbf{v}_b = \mathbf{v}_a \odot (\mathbf{u}_b + \mathbf{t}) = \mathbf{v}_a \odot (\mathbf{u}_b + \mathbf{u}_a + \hat{\mathbf{a}}) = \mathbf{v}_a \odot (\mathbf{t}_a \odot \mathbf{b} + \mathbf{t}_a \odot \mathbf{a}) = \mathbf{v}_a \odot \frac{1}{v_a} \odot (\mathbf{a} + \mathbf{b}) = \mathbf{a} + \mathbf{b}$ .

**Verification.** S2PVATM fails to detect a computational anomaly when the sub-protocol S2PVEM fails. Therefore, the probability of anomaly detection failure in S2PVATM  $P_f(\text{S2PVATM}) = P_f(\text{S2PVEM}) \leq \frac{1}{4^l} \approx 9.09 \times 10^{-13} (l = 20)$ .

#### 4.2.2 Security of S2PVATM

We provide the security proof of S2PVATM based on the universally composable security theory (UC) [Can01] which promises the security of a protocol when all its sub-protocols are secure. Therefore, we use the following lemma [BLW08].

**Lemma 2.** *A protocol is perfectly simulatable if all sub-protocols are perfectly simulatable.*

**Theorem 2.** *The S2PVATM protocol, denoted by  $f(\mathbf{a}, \mathbf{b}) = \mathbf{a} + \mathbf{b}$ , is secure in the semi-honest adversary model.*

*Proof.* The S2PVATM can be divided into two steps, where the first step computes  $\mathbf{t} = \hat{\mathbf{a}} + \mathbf{u}_a = \hat{\mathbf{a}} + \text{output}_1^T(\mathbf{t}_a, \mathbf{b}, m)$ , with a call of protocol  $\pi = \text{S2PVEM}$  after Alice performing some pre-processing, and in the second step Bob performs some local operations after receiving  $\mathbf{t}$  from Alice. According to Lemma 2, the S2PVATM is secure as long as it is proven that each of the sequential two steps above is secure. Given that the outputs  $(\mathbf{u}_a, \mathbf{u}_b)$  from S2PVEM in the first step are individual to Alice and Bob respectively, and the view in real-world is computationally indistinguishable from the simulated view in the ideal-world according to Theorem 1, the summation  $\mathbf{t} = \hat{\mathbf{a}} + \mathbf{u}_a$  can be easily proven to be computational indistinguishable. Therefore, the computation  $\mathbf{v}_b = \mathbf{u}_b + \mathbf{t}$  Bob performs in the second step is also perfectly simulatable in the ideal-world and  $\mathbf{v}_b$  is computational indistinguishable. Moreover,  $\mathbf{v}_a$  is also computational indistinguishable since it is randomly generated. Thus, we can conclude that the S2PVATM protocol  $f(\mathbf{a}, \mathbf{b}) = \mathbf{a} + \mathbf{b}$  is secure in the semi-honest adversary model.  $\square$

### 4.3 S2PVR

The problem definition of S2PVR is as follows:

**Problem 3** (Secure 2-Party Vector Reciprocal). *Alice owns a vector  $\mathbf{a}$  and Bob owns a vector  $\mathbf{b}$ , and both vectors have length  $n$ . They want to obtain the reciprocal of the sum of two vectors, such that Alice gets  $\mathbf{v}_a$  and Bob gets  $\mathbf{v}_b$ , where  $\mathbf{v}_a + \mathbf{v}_b = \frac{1}{\mathbf{a} + \mathbf{b}}$ .*

#### 4.3.1 Description of S2PVR

In S2PVR, Alice and Bob jointly compute  $\mathbf{a} + \mathbf{b} = \mathbf{u}_a \odot \mathbf{u}_b$  with S2PVATM protocol, then Alice computes  $\mathbf{t}_a = \frac{1}{u_a}$  and Bob computes  $\mathbf{t}_b = \frac{1}{u_b}$ . Finally, Alice and Bob compute  $\mathbf{t}_a \odot \mathbf{t}_b = \mathbf{v}_a + \mathbf{v}_b$  with S2PVEM protocol. The detailed process is shown in Algorithm 3.

---

#### Algorithm 3 S2PVR

---

**Require:**  $\mathbf{a}, \mathbf{b} \in \mathbb{R}^{n \times 1}$  and  $m \geq 2$

---

**Ensure:**  $v_a + v_b = \frac{1}{a+b}$  where  $v_a, v_b \in \mathbb{R}^{n \times 1}$

|   |   |
|---|---|
| 1: $u_a, u_b \leftarrow \text{S2PVATM}(a, b, m)$    | $\triangleright u_a, u_b \in \mathbb{R}^{n \times 1}$ |
| 2: $t_a = \frac{1}{u_a}$                            | $\triangleright t_a \in \mathbb{R}^{n \times 1}$      |
| 3: $t_b = \frac{1}{u_b}$                            | $\triangleright t_b \in \mathbb{R}^{n \times 1}$      |
| 4: $v_a, v_b \leftarrow \text{S2PVEM}(t_a, t_b, m)$ | $\triangleright v_a, v_b \in \mathbb{R}^{n \times 1}$ |
| 5: <b>return</b> $v_a, v_b$                         |   |

---

**Correctness.** It is easily verified that  $v_a + v_b = t_a \odot t_b = \frac{1}{u_a \odot u_b} = \frac{1}{a+b}$ .

**Verification.** S2PVR fails to detect a computational anomaly when any one of the sub-protocols (S2PVATM and S2PVEM) fails. Therefore, the probability of anomaly detection failure  $P_f(S2PVR) = P_f(S2PVATM) \cdot P_f(S2PVEM) \leq (\frac{1}{4l})^2 \approx 8.27 \times 10^{-25} (l = 20)$ .

#### 4.3.2 Security of S2PVR

We can prove the security of S2PVR in the following theorem by the universally composable security theory similar to the security proof of S2PVATM.

**Theorem 3.** *The S2PVR protocol, denoted by  $f(a, b) = \frac{1}{a+b}$ , is secure in the semi-honest adversary model.*

### 4.4 S2PVS

The problem definition of S2PVS is as follows:

**Problem 4** (Secure 2-Party Vector Sigmoid). *Alice owns a vector  $a$  and Bob owns a vector  $b$ , and both vectors have length  $n$ . They want to jointly conduct the sigmoid function  $\sigma(x)$ . Eventually, Alice gets  $v_a$  and Bob gets  $v_b$ , where  $v_a + v_b = \sigma(a + b)$ .*

#### 4.4.1 Description of S2PVS

In S2PVS, Alice and Bob respectively compute  $t_a = e^{-a}$  and  $t_b = e^{-b}$ , and then jointly compute  $t_a \odot t_b = u_a + u_b$  with S2PVEM protocol. Afterwards, Alice computes  $u_a^* = u_a + 1$ . Finally, Alice and Bob jointly compute  $\frac{1}{u_a^* + u_b} = v_a + v_b$  with S2PVR protocol. The detailed process is shown in Algorithm 4.

---

#### Algorithm 4 S2PVS

---

**Require:**  $a, b \in \mathbb{R}^{n \times 1}$  and  $m \geq 2$

**Ensure:**  $v_a + v_b = \sigma(a + b)$  where  $v_a, v_b \in \mathbb{R}^{n \times 1}$

|  |   |
|--|---|
| 1: $t_a = e^{-a}$                                    | $\triangleright t_a \in \mathbb{R}^{n \times 1}$      |
| 2: $t_b = e^{-b}$                                    | $\triangleright t_b \in \mathbb{R}^{n \times 1}$      |
| 3: $u_a, u_b \leftarrow \text{S2PVEM}(t_a, t_b, m)$  | $\triangleright u_a, u_b \in \mathbb{R}^{n \times 1}$ |
| 4: $u_a^* = u_a + 1$                                 | $\triangleright u_a^* \in \mathbb{R}^{n \times 1}$    |
| 5: $v_a, v_b \leftarrow \text{S2PVR}(u_a^*, u_b, m)$ | $\triangleright v_a, v_b \in \mathbb{R}^{n \times 1}$ |
| 6: <b>return</b> $v_a, v_b$                          |   |

---

**Correctness.** It is easily verified that  $v_a + v_b = \frac{1}{u_a^* + u_b} = \frac{1}{1 + u_a + u_b} = \frac{1}{1 + t_a \odot t_b} = \frac{1}{1 + e^{-(a+b)}} = \sigma(a + b)$ .

**Verification.** S2PVS fails to detect a computational anomaly when any one of the sub-protocols (S2PVEM and S2PVR) fails. Therefore, the probability of anomaly detection failure  $P_f(S2PVS) = P_f(S2PVEM) \cdot P_f(S2PVR) \leq (\frac{1}{4l})^3 \approx 7.52 \times 10^{-37} (l = 20)$ .

#### 4.4.2 Security of S2PVS

We can prove the security of S2PVS in the following theorem by the universally composable security theory similar to the security proof of S2PVATM.

**Theorem 4.** *The S2PVS protocol, denoted by  $f(\mathbf{a}, \mathbf{b}) = \sigma(\mathbf{a} + \mathbf{b})$  is secure in the semi-honest adversary model.*

### 4.5 S2PLoRT

The problem definition of S2PLoRT is as follows:

**Problem 5** (Secure 2-Party Logistic Regression Train). *For heterogeneous distributed data scenarios, Alice and Bob separately hold a portion of the training dataset denoted as  $X_a, X_b$ , and both possess the label  $\mathbf{y}$ . They aim to perform privacy-preserving logistic regression training using gradient descent with the batch size of  $B$ , the learning rate of  $\eta$ , and  $t$  total iterations. Finally, they individually obtain  $\hat{\omega}_a$  and  $\hat{\omega}_b$ , such that  $\hat{\omega}_a + \hat{\omega}_b = \hat{\omega}$  where  $\hat{\omega}$  denotes the model parameter after training.*

#### 4.5.1 Description of S2PLoRT

In S2PLoRT, firstly some plaintext operations are performed to obtain certain public variables: compute  $N = \lceil \frac{n}{B} \rceil$  representing the number of batches, determine the number of samples  $n_i (1 \leq i \leq N)$  in the  $i$ -th batch and split the label  $\mathbf{y}$  into  $N$  parts sequentially, where  $\mathbf{y}^{(i)}$  is the  $i$ -th part. Once the above operations are completed, Alice computes  $\hat{X}_a = [1, X_a]$ , generates a vector  $\hat{\omega}_a = \mathbf{0}$  and then splits  $\hat{X}_a$  into  $N$  parts sequentially, where  $\hat{X}_a^{(i)}$  is the  $i$ -th part. Meanwhile, Bob performs the similar operations, except that  $\hat{X}_b = [0, X_b]$ . Once the preparation is complete, the next step is to perform gradient descent to update the parameters. Each training iteration processes all batches sequentially. For the  $i$ -th batch, the specific process is as follows: Alice and Bob jointly compute  $(\hat{X}_a^{(i)} + \hat{X}_b^{(i)}) \cdot (\hat{\omega}_a + \hat{\omega}_b) = \hat{\mathbf{y}}_a^* + \hat{\mathbf{y}}_b^*$  with S2PHM protocol, compute  $\sigma(\mathbf{y}_a^* + \mathbf{y}_b^*) = \hat{\mathbf{y}}_a + \hat{\mathbf{y}}_b$  with S2PVS protocol, and finally compute  $\frac{1}{n_i} \cdot (\hat{X}_a^{(i)T} + \hat{X}_b^{(i)T}) \cdot (\hat{\mathbf{y}}_a - \mathbf{y}^{(i)} + \hat{\mathbf{y}}_b) = \nabla J(\hat{\omega})_a + \nabla J(\hat{\omega})_b$  with S2PHM protocol. Respectively, Alice and Bob update the model parameter they hold by  $\hat{\omega} := \hat{\omega} - \eta \cdot \nabla J(\hat{\omega})$ . Training continues until  $t$  iterations are completed and the detailed process is shown in Algorithm 5.

---

#### Algorithm 5 S2PLoRT

---

**Require:**  $X_a, X_b \in \mathbb{R}^{n \times d}$ ,  $\mathbf{y} \in \{0, 1\}^{n \times 1}$ ,  $1 \leq B \leq n, t \geq 1, \eta > 0$  and  $m \geq 2$

**Ensure:**  $\hat{\omega}_a + \hat{\omega}_b = \hat{\omega}$  where  $\hat{\omega}_a, \hat{\omega}_b, \hat{\omega} \in \mathbb{R}^{(d+1) \times 1}$

- 1:  $N = \lceil \frac{n}{B} \rceil$
- 2:  $n_1, n_2, \dots, n_{N-1} = B$  and  $n_N = n - (N - 1) \cdot B$
- 3:  $\{\mathbf{y}^{(1)}, \mathbf{y}^{(2)}, \dots, \mathbf{y}^{(N)}\} \leftarrow$  sequentially split  $\mathbf{y}$  into  $N$  parts  $\triangleright \mathbf{y}^{(i)} \in \{0, 1\}^{n_i \times 1}$
- 4:  $\hat{X}_a = [1, X_a]$  and  $\hat{X}_b = [0, X_b]$   $\triangleright \hat{X}_a, \hat{X}_b \in \mathbb{R}^{n \times (d+1)}$
- 5:  $\hat{\omega}_a = \mathbf{0}$  and  $\hat{\omega}_b = \mathbf{0}$   $\triangleright \hat{\omega}_a, \hat{\omega}_b \in \mathbb{R}^{(d+1) \times 1}$
- 6:  $\{\hat{X}_a^{(1)}, \hat{X}_a^{(2)}, \dots, \hat{X}_a^{(N)}\} \leftarrow$  sequentially split  $\hat{X}_a$  into  $N$  parts  $\triangleright \hat{X}_a^{(i)} \in \mathbb{R}^{n_i \times (d+1)}$
- 7:  $\{\hat{X}_b^{(1)}, \hat{X}_b^{(2)}, \dots, \hat{X}_b^{(N)}\} \leftarrow$  sequentially split  $\hat{X}_b$  into  $N$  parts  $\triangleright \hat{X}_b^{(i)} \in \mathbb{R}^{n_i \times (d+1)}$
- 8: **for**  $round := 1$  **to**  $t$  **do**
- 9:   **for**  $i := 1$  **to**  $N$  **do**
- 10:      $\mathbf{y}_a^*, \mathbf{y}_b^* \leftarrow \text{S2PHM}(\hat{X}_a^{(i)}, \hat{X}_b^{(i)}, \hat{\omega}_a, \hat{\omega}_b)$   $\triangleright \mathbf{y}_a^*, \mathbf{y}_b^* \in \mathbb{R}^{n_i \times 1}$
- 11:      $\hat{\mathbf{y}}_a, \hat{\mathbf{y}}_b \leftarrow \text{S2PVS}(\mathbf{y}_a^*, \mathbf{y}_b^*, m)$   $\triangleright \hat{\mathbf{y}}_a, \hat{\mathbf{y}}_b \in \mathbb{R}^{n_i \times 1}$
- 12:      $\nabla J(\hat{\omega})_a, \nabla J(\hat{\omega})_b \leftarrow \frac{1}{n_i} \cdot \text{S2PHM}(\hat{X}_a^{(i)T}, \hat{X}_b^{(i)T}, \hat{\mathbf{y}}_a - \mathbf{y}^{(i)}, \hat{\mathbf{y}}_b)$
- 13:      $\hat{\omega}_a := \hat{\omega}_a - \eta \cdot \nabla J(\hat{\omega})_a$   $\triangleright \nabla J(\hat{\omega})_a \in \mathbb{R}^{(d+1) \times 1}$
- 14:      $\hat{\omega}_b := \hat{\omega}_b - \eta \cdot \nabla J(\hat{\omega})_b$   $\triangleright \nabla J(\hat{\omega})_b \in \mathbb{R}^{(d+1) \times 1}$

---

```

15:   end for
16: end for
17: return  $\hat{\omega}_a, \hat{\omega}_b$ 

```

---

**Correctness.** For convenience, we may assume that each round of training uses the full training set (i.e.,  $B = n$ ). For each round, let  $\hat{\omega}_a + \hat{\omega}_b = \hat{\omega}$ , then it is easily verified that  $\hat{y}_a + \hat{y}_b = \sigma(y_a^* + y_b^*) = \sigma((\hat{X}_a + \hat{X}_b) \cdot (\hat{\omega}_a + \hat{\omega}_b)) = \sigma(\hat{X} \cdot \hat{\omega}) = \hat{y}$ , thus  $\hat{\omega}_a + \hat{\omega}_b := \hat{\omega}_a + \hat{\omega}_b - \eta \cdot (\nabla J(\hat{\omega})_a + \nabla J(\hat{\omega})_b) = \hat{\omega}_a + \hat{\omega}_b - \eta \cdot \frac{1}{n_i} \cdot ((\hat{X}_a^T + \hat{X}_b^T) \cdot (\hat{y}_a + \hat{y}_b - y)) = \hat{\omega}_a + \hat{\omega}_b - \eta \cdot \frac{1}{n_i} \cdot \hat{X}^T \cdot (\hat{y} - y)$ . Finally, we can see that the formula for the gradient update  $\hat{\omega} := \hat{\omega} - \eta \cdot \frac{1}{n_i} \cdot \hat{X}^T \cdot (\hat{y} - y)$  holds.

**Verification.** We analyze the probability of anomaly detection failure in each batch of S2PLoRT. We can see that S2PLoRT fails to detect a computational anomaly in each batch when any one of the sub-protocols (S2PHM and S2PVS) fails. Therefore, the probability of anomaly detection failure  $P_f(S2PLoRT) = P_f(S2PHM)^2 \cdot P_f(S2PVS) \leq (\frac{1}{4l})^7 \approx 5.15 \times 10^{-85} (l = 20)$ .

#### 4.5.2 Security of S2PLoRT

We can prove the security of S2PLoRT in the following theorem by the universally composable security theory similar to the security proof of S2PVATM.

**Theorem 5.** *The S2PLoRT protocol is secure in the semi-honest adversary model.*

### 4.6 S2PLoRP

The problem definition of S2PLoRP is as follows:

**Problem 6** (Secure 2-Party Logistic Regression Prediction). *For heterogeneous distributed data scenarios, Alice and Bob separately hold a portion of the predicting dataset denoted as  $X_a^*, X_b^*$ , and the model parameters denoted as  $\hat{\omega}_a, \hat{\omega}_b$ . They aim to perform privacy-preserving logistic regression predicting such that Alice gets  $\hat{y}_a$  and Bob gets  $\hat{y}_b$ , where  $\hat{y}_a + \hat{y}_b = \hat{y}$  and  $\hat{y}$  denotes the result of model prediction.*

#### 4.6.1 Description of S2PLoRP

In S2PLoRP, similar to S2PLoRT, Alice and Bob compute  $\hat{X}_a^* = [1, X_a^*]$ ,  $\hat{X}_b^* = [0, X_b^*]$  respectively and then jointly compute  $(\hat{X}_a^* + \hat{X}_b^*) \cdot (\hat{\omega}_a + \hat{\omega}_b) = \hat{y}_a^* + \hat{y}_b^*$  with S2PHM protocol, and finally compute  $\sigma(y_a^* + y_b^*) = \hat{y}_a + \hat{y}_b$  with S2PVS protocol. The detailed process is shown in Algorithm 6.

---

#### Algorithm 6 S2PLoRP

---

**Require:**  $X_a^*, X_b^* \in \mathbb{R}^{n \times d}$ ,  $\hat{\omega}_a, \hat{\omega}_b \in \mathbb{R}^{(d+1) \times 1}$ , and  $m \geq 2$ .

**Ensure:**  $\hat{y}_a + \hat{y}_b = \hat{y}$  where  $\hat{y}_a, \hat{y}_b \in \mathbb{R}^{n \times 1}$  and  $\hat{y} \in (0, 1)^{n \times 1}$

- |   |   |
|---|---|
| 1: $\hat{X}_a^* = [1, X_a^*]$ and $\hat{X}_b^* = [0, X_b^*]$  | $\triangleright \hat{X}_a^*, \hat{X}_b^* \in \mathbb{R}^{n \times (d+1)}$ |
| 2: $y_a^*, y_b^* \leftarrow \text{S2PHM}(\hat{X}_a^*, \hat{X}_b^*, \hat{\omega}_a, \hat{\omega}_b)$ | $\triangleright y_a^*, y_b^* \in \mathbb{R}^{n \times 1}$                 |
| 3: $\hat{y}_a, \hat{y}_b \leftarrow \text{S2PVS}(y_a^*, y_b^*, m)$                                  | $\triangleright \hat{y}_a, \hat{y}_b \in \mathbb{R}^{n \times 1}$         |
| 4: <b>return</b> $\hat{y}_a, \hat{y}_b$   |   |
- 

**Correctness.** It is easily verified that  $\hat{y}_a + \hat{y}_b = \sigma(y_a^* + y_b^*) = \sigma((\hat{X}_a^* + \hat{X}_b^*) \cdot (\hat{\omega}_a + \hat{\omega}_b)) = \sigma(\hat{X}^* \cdot \hat{\omega}) = \hat{y}$ .

**Verification.** S2PLoRP fails to detect a computational anomaly when any one of the sub-protocols (S2PHM and S2PVS) fails. Therefore, the probability of anomaly detection failure in S2PLoRP  $P_f(S2PLoRP) = P_f(S2PHM) \cdot P_f(S2PVS) \leq (\frac{1}{4l})^5 \approx 6.22 \times 10^{-61} (l = 20)$ .

#### 4.6.2 Security of S2PLoRP

We can prove the security of S2PLoRP in the following theorem by the universally composable security theory similar to the security proof of S2PVATM.

**Theorem 6.** *The S2PLoRP protocol is secure in the semi-honest adversary model.*

## 5 Theoretical Analysis

In this section, we provide theoretical analysis about the computational and communication complexity of basic protocols (S2PVEM, S2PVATM, S2PVR, S2PVS, S2PLoRT and S2PLoRP). For convenience, we assume that all datasets in S2PLoRT and S2PLoRP are matrices of shape  $n \times d$ , all vectors in basic protocols are of length  $n$  with split number  $m$ , and each element is encoded in length  $\ell$ . Moreover, in S2PLoRT we also assume that model is trained with full dataset (i.e.,  $B = n$ ) in each of  $t$  total iterations. The detailed results of the analysis are displayed in Table 2.

Table 2: Analysis of Computational Complexity and Communication Cost

| Protocol | Computational Complexity         | Communication Cost [bits]                         | Communication Rounds |
|----------|----------------------------------|---|----------------------|
| S2PVEM   | $\mathcal{O}(n^2m^2)$            | $(4nm^2 + 7n^2)\ell$                              | 6                    |
| S2PVATM  | $\mathcal{O}(n^2m^2)$            | $(4nm^2 + 7n^2 + n)\ell$                          | 7                    |
| S2PVR    | $\mathcal{O}(n^2m^2)$            | $(8nm^2 + 14n^2 + n)\ell$                         | 13                   |
| S2PVS    | $\mathcal{O}(n^2m^2)$            | $(12nm^2 + 21n^2 + n)\ell$                        | 19                   |
| S2PLoRT  | $\mathcal{O}(n^2m^2t + n(d+1)t)$ | $(8n(d+1) + 18(d+1) + 12nm^2 + 21n^2 + 19n)t\ell$ | $43t$                |
| S2PLoRP  | $\mathcal{O}(n^2m^2 + n(d+1))$   | $(4n(d+1) + 4(d+1) + 12nm^2 + 21n^2 + 15n)\ell$   | 31                   |

Although these protocols for security vector operations appear to be of fourth-order complexity, in practice the values of  $m$  are usually small and can be considered as constants. Due to the introduction of verification, it is necessary to convert vector operations to matrix operations, and therefore the computational complexity is of second order. In practical applications, we can optimize by batching long vectors and performing parallel computations to reduce the computational and communication overhead caused by dimensional transformations.

## 6 Performance Evaluation

In this section, we evaluate the performance of proposed four secure vector operations (S2PVEM, S2PVATM, S2PVR, S2VS) and secure logistic regression training and predicting protocols (S2PLoRT, S2PLoRP) in the EVA-S2PLoR framework.

### 6.1 Settings

All the protocols proposed in this paper are implemented in Python and each protocol can be viewed as a separate module. The performance evaluation experiments for the EVA-S2PLoR framework were conducted on a machine with 22 vCPUs (Intel® Core™ Ultra 7), 32 GB RAM, and Ubuntu 22.04 LTS. In order to minimize the inconsistency caused by different communication environments, we set the network bandwidth to 10.1 Gbps and the latency to 0.1 ms for the LAN environment, and the network bandwidth to 300 Mbps with a latency of 40 ms for the WAN environment. In the performance evaluation experiment of the EVA-S2PLoR framework, four computing nodes were simulated via ports: two nodes acted as data holders, one node served as a semi-honest third party, which only played a role during the offline phase and did not participate in any other computation except for generating random matrices, and the fourth node acted as the computing requester, obtaining the final computational results.

## 6.2 Performance of Basic Protocols

We conducted experiments for the computational and communication overhead, and precision loss of basic protocols (S2PVEM, S2PVATM, S2PVR, S2PVS) in EVA-S2PLoR. Since most existing frameworks implement secure logistic regression using approximation methods, which differ from approaches in EVA-S2PLoR, they do not have or need not to implement S2PVATM and S2PVR protocols, and therefore we focused on comparing the S2PVEM and S2PVS protocols. For S2PVEM, we compared four representative privacy-preserving computing solutions in a semi-honest environment: Crypten (SS), ABY (GC), LibOTe (OT), and TenSEAL (HE). For S2PVS, we additionally included a comparison with the MP-SPDZ framework which combines multiple technologies.

Considering that most existing frameworks perform computations in the ring domain  $\mathbb{Z}_{2^k}$  as well as the limitations of computers in storing and representing floating-point numbers, we use vectors randomly composed of elements with 16 significant digits that can be represented as  $\pm 1.a_1a_2 \cdots a_{15} \times 10^\delta$  ( $\delta \in [-x, x], x \in \mathbb{Z}$ ) as input. In the evaluation of efficiency on basic protocols, we set  $x = 4$ , and in the precision experiments, we let  $x$  increase in steps of 2 from 0 to 8 thus dividing  $\delta$  into five ranges.

### 6.2.1 Evaluation of Efficiency on Basic Protocols

We first evaluated the efficiency of basic protocols in EVA-S2PLoR and the average results are displayed in Table 3. Subsequently, we compared it with mainstream frameworks on S2PVEM and S2PVS in Fig. 2 under LAN (WAN shown in the Appendix C), and evaluated the verification impact in Fig. 3.

Table 3: Efficiency of basic protocols under LAN and WAN where 2000 repetitive experiments are conducted in terms of computation time (offline, online, and verification) and communication overhead with vector length of  $N$  ( $N = 100, 200, 300, 400, 500$ ).

| Protocol | Length | Communication |        | Computation (s) |          |              |          | Running Time (s) |          |
|----------|--------|---------------|--------|-----------------|----------|--------------|----------|------------------|----------|
|          |        | Comm. (KB)    | Rounds | Offline         | Online   | Verification | Total    | LAN              | WAN      |
| S2PVEM   | 100    | 560.52        | 6      | 9.67E-04        | 4.09E-04 | 6.18E-05     | 1.44E-03 | 2.46E-03         | 2.56E-01 |
|          | 200    | 2213.64       |        | 2.62E-03        | 1.95E-03 | 1.43E-04     | 4.72E-03 | 6.99E-03         | 3.02E-01 |
|          | 300    | 4960.53       |        | 4.84E-03        | 4.37E-03 | 2.44E-04     | 9.46E-03 | 1.38E-02         | 3.79E-01 |
|          | 400    | 8801.16       |        | 8.57E-03        | 8.10E-03 | 4.75E-04     | 1.71E-02 | 2.44E-02         | 4.86E-01 |
|          | 500    | 13735.53      |        | 1.05E-02        | 1.23E-02 | 7.61E-04     | 2.36E-02 | 3.46E-02         | 6.21E-01 |
| S2PVATM  | 100    | 561.45        | 7      | 1.34E-03        | 4.66E-04 | 6.41E-05     | 1.87E-03 | 2.99E-03         | 2.96E-01 |
|          | 200    | 2215.35       |        | 3.66E-03        | 2.57E-03 | 2.16E-04     | 6.44E-03 | 8.82E-03         | 3.44E-01 |
|          | 300    | 4963.03       |        | 6.35E-03        | 5.50E-03 | 2.51E-04     | 1.21E-02 | 1.66E-02         | 4.21E-01 |
|          | 400    | 8804.43       |        | 8.45E-03        | 9.94E-03 | 5.59E-04     | 1.90E-02 | 2.63E-02         | 5.28E-01 |
|          | 500    | 13739.59      |        | 1.30E-02        | 1.31E-02 | 8.39E-04     | 2.70E-02 | 3.80E-02         | 6.65E-01 |
| S2PVR    | 100    | 1121.72       | 11     | 2.32E-03        | 9.46E-04 | 1.15E-04     | 3.38E-03 | 5.33E-03         | 4.73E-01 |
|          | 200    | 4428.75       |        | 5.82E-03        | 4.71E-03 | 2.73E-04     | 1.08E-02 | 1.52E-02         | 5.66E-01 |
|          | 300    | 9923.32       |        | 1.12E-02        | 1.06E-02 | 5.23E-04     | 2.24E-02 | 3.10E-02         | 7.21E-01 |
|          | 400    | 17605.35      |        | 1.50E-02        | 1.56E-02 | 1.06E-03     | 3.16E-02 | 4.60E-02         | 9.30E-01 |
|          | 500    | 27474.88      |        | 1.96E-02        | 2.29E-02 | 1.44E-03     | 4.40E-02 | 6.58E-02         | 1.20E+00 |
| S2PVS    | 100    | 1682.00       | 15     | 3.23E-03        | 1.46E-03 | 1.51E-04     | 4.84E-03 | 7.61E-03         | 6.49E-01 |
|          | 200    | 6642.16       |        | 8.20E-03        | 6.42E-03 | 3.99E-04     | 1.50E-02 | 2.15E-02         | 7.88E-01 |
|          | 300    | 14883.62      |        | 1.54E-02        | 1.33E-02 | 7.45E-04     | 2.94E-02 | 4.22E-02         | 1.02E+00 |
|          | 400    | 26406.27      |        | 2.02E-02        | 2.02E-02 | 1.45E-03     | 4.19E-02 | 6.33E-02         | 1.33E+00 |
|          | 500    | 41210.18      |        | 3.01E-02        | 3.01E-02 | 2.33E-03     | 6.25E-02 | 9.51E-02         | 1.74E+00 |

Table 3 illustrates that even with the introduction of the verification mechanism, these basic protocols still run fast under LAN and WAN by virtue of their simple computational flow. Note that the communication rounds for the S2PVR and S2PVS protocols are less than that shown in the theoretical analysis in Table 2, because we send all the random matrices generated in the S2PM CS-Preprocessing Stage to the two participants through one communication respectively, thus reducing the number of communication rounds.

As shown in Fig. 2, SS achieves the optimal performance on S2PVEM and S2PVS, due to the fact that it requires fewer secret sharing operations and less overall communication

overhead when performing simple arithmetic operations, but it has a high communication overhead when processing complex arithmetic operations (as can be seen later on the performance comparison of S2PLoR). GC requires multiple encryption and decryption of gate circuits when dealing with arithmetic operations, which affects the arithmetic performance. OT has a poor overall performance due to the encryption operations and high communication overhead, while HE also performs poorly due to its computation and communication performed on encrypted data. In S2PVS, we utilize the MASCOT [KOS16] scheme implemented in MP-SPDZ for computation, which improves security while greatly degrading the computational performance due to its exploitation of OT under the malicious model. EVA-S2PLoR ranks second only to SS in terms of runtime under LAN, and despite not dominating in terms of communication volume, it performs better in aggregate thanks to fewer fixed communication rounds and a concise computational process.

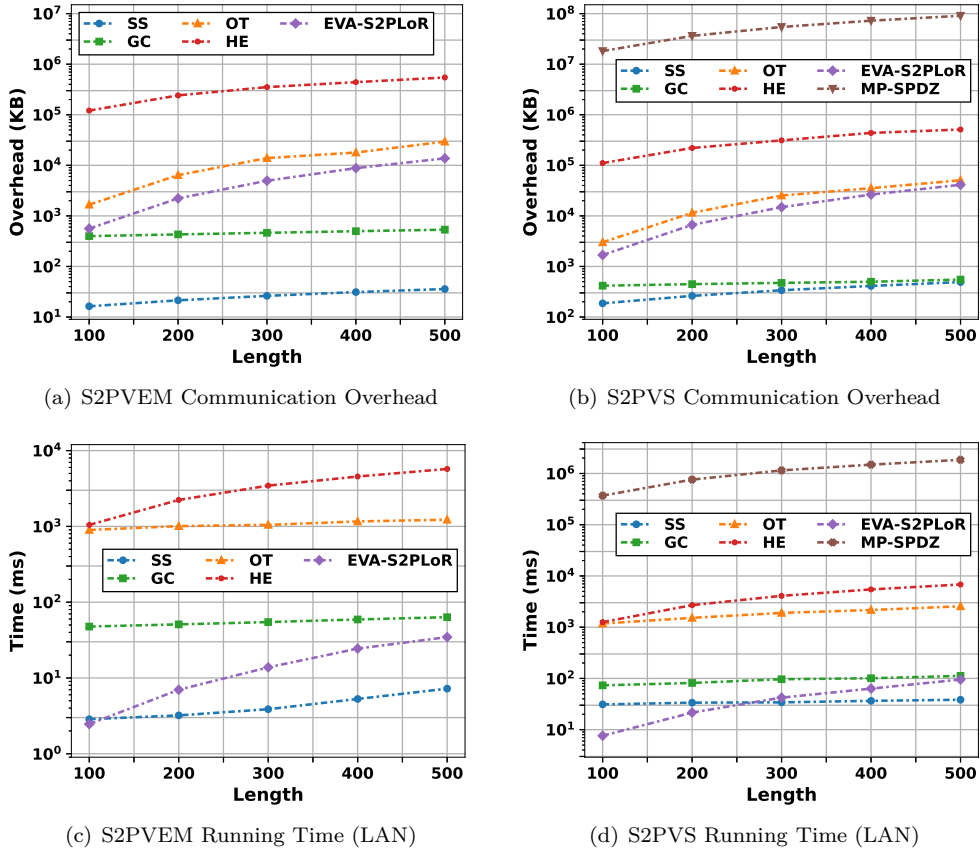


Figure 2: Efficiency comparison in S2PVEM and S2PVS with Crypten (SS), ABY (GC), LibOTe (OT), TenSEAL (HE) and MP-SPDZ, where the comparison of communication overhead is shown in (a)~(b) and the total runtime under LAN is shown in (c)~(d).

Fig. 3 tells that as the vector length or matrix dimension increases, the proportion of verification shows a decreasing posture regardless of the value of verification rounds  $L$ . At  $L = 20$ , the proportion of verification on large dimensional data is very small (9.8% in S2PVS and 13.9% in S2PHM), which indicates that the additional overhead incurred by verification is acceptable. And the verification failure rate at  $L = 20$  is extremely low ( $7.52 \times 10^{-37}$  in S2PVS and  $8.27 \times 10^{-25}$  in S2PHM), which is fully sufficient in most practical applications, showing the value of the verification function in application.



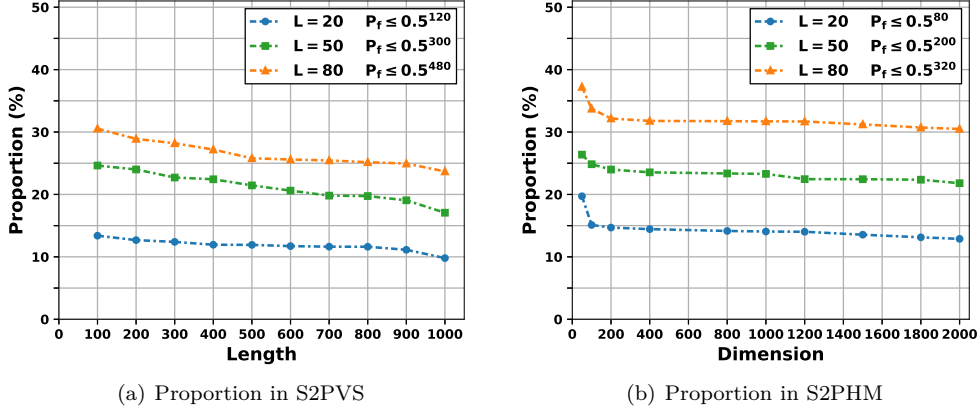


Figure 3: The impact of verification rounds  $L$  on the proportion of verification time across different data dimensions in S2PVS and S2PHM (key protocols to implement S2PLoR).

### 6.2.2 Evaluation of Precision on Basic Protocols

We performed a precision evaluation on basic protocols in EVA-S2PLoR and compared it with other frameworks. The results are displayed in Fig. 4.

**Precision of EVA-S2PLoR:** In EVA-S2PLoR, operations on vectors can be viewed as parallel operations on numbers, so the analysis of precision can be explained from a numerical computation perspective. Fig. 4(a) shows the MRE of S2PVEM increases slowly as the  $\delta$  range increases, because the scale differences in the data increase as the  $\delta$  range becomes larger, which introduces more round-off errors. However, there exists an upper bound to this increase, and since the numerical multiplication in S2PVEM is implemented using vector dot products, according to [Zar04], we can get the upper error bound formula  $MRE \leq 1.25nu \frac{|x|^T \cdot |y|}{|x^T \cdot y|}$ , where  $n$  is the vector length ( $n = m^2 = 4$  when the number of splits  $m = 2$ ),  $u$  represents the floating-point precision (for 64-bit floats  $u = 2^{-52}$ ), and  $\frac{|x|^T \cdot |y|}{|x^T \cdot y|} = 1$  when random splits are kept with the same sign in S2PVEM, and therefore  $MRE \leq 1.25 \times 4 \times 2^{-52} \approx 1.11 \times 10^{-15}$ . Note that the MRE of S2PVATM and S2PVR decreases as the  $\delta$  range increases, due to the fact that when the  $\delta$  range is small, there is a higher probability that the addition of signed random numbers will turn out to be a subtraction of similar numbers, leading to the loss of significant digits [Sau12]. Assuming that each digit and sign of the random numbers are generated independently, we can give the probability of at least  $d$  digits being lost among repeated  $n$  (vector length) additions of random numbers as  $Pr(n, d) = \frac{1 - (1 - 10^{-d})^n}{2}$ , where  $Pr(500, 3) \approx 19.7\%$  and  $Pr(500, 4) \approx 2.4\%$  is quite small. Since S2PVATM and S2PVR are based on the S2PVEM, we can roughly give the upper bound  $MRE \leq 1.11 \times 10^{-15} \times 10^3 = 1.11 \times 10^{-12}$ . The activation function  $\sigma(x)$  can be regarded as 0 for  $x \leq -100$  and 1 for  $x \geq 100$ , so even if there is an error in  $x$ , it will barely affect the results. Therefore, the S2PVS shows a higher probability of not generating errors as the  $\delta$  range increases, resulting in a slow decreasing trend of its MRE. Furthermore, since S2PVS does not suffer from the subtraction of similar numbers, its MRE is lower than that of S2PVATM and S2PVR when  $\delta$  range is small.

**Precision Comparison:** Fig. 4(b)~(c) illustrate that EVA-S2PLoR has the best precision on S2PVEM and S2PVS, and OT is in the second place due to the fact that OT primarily protects the transmission process and only introduces errors during data splitting, so the errors are relatively small. On S2PVEM, HE, due to its operation in the ring  $\mathbb{Z}_{2^k}$ , demonstrates stable precision when the  $\delta$  range is small. However, its error increases rapidly once the range exceeds the precision representation limits. GC generates

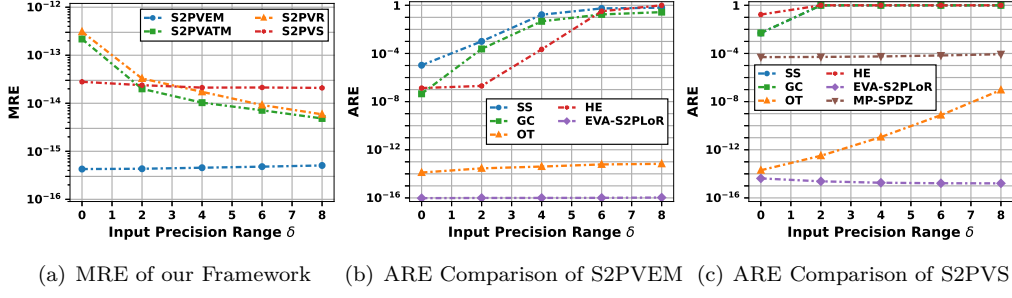


Figure 4: The maximum relative error (MRE) of our basic protocols in (a) and the average relative error (ARE) compared with five frameworks on the S2PVM and S2PVS protocols in (b)~(c) under five precision ranges  $\delta$  with vector length of 500.

large errors when converting between arithmetic operations and boolean circuits, while SS also experiences significant precision loss due to fixed-point number operations. On S2PVS, MP-SPDZ uses bit decomposition to convert the exponential operations into partial integer and fractional operations, where the latter is then processed using polynomial approximation, resulting in relatively stable precision performance. On the other hand, HE, GC, and SS use polynomials or segmented function approximations to realize the activation function, which results in significant loss of precision. Overall, through the precision comparison experiments, it can be concluded that EVA-S2PLoR has an extremely large precision advantage over the existing mainstream frameworks.

### 6.3 Performance of S2PLoR

To validate the performance of EVA-S2PLoR, we trained and predicted a vertically partitioned 2-party logistic regression model on three common datasets, comparing performance with three state-of-the-art frameworks (SecretFlow, Crypten and FATE) in terms of time and several evaluation metrics. Besides, we provided a plaintext model (PlainLoR) implemented in Python as a performance reference, serving as a standard to uniformly determine the model parameters.

#### 6.3.1 Datasets and Settings

We used two small datasets **Raisin** [CKT20] (7 features, 900 samples where 720 for training and 180 for testing), **German Credit** [Hof94] (20 features, 1000 samples where 800 for training and 200 for testing) and a large dataset **Mnist** [YCB16] (784 features, 70000 samples where 60000 for training and 10000 for testing) for our experiments. Both **Raisin** and **German Credit** are binary datasets that can be directly used for logistic regression, while for the multi-class dataset **Mnist**, we simplified its labels into two classes: zero and non-zero. For 2-party secure logistic regression training and predicting involving Alice and Bob, each dataset is vertically divided such that features are evenly distributed between Alice and Bob as private data, while the labels are treated as public values. For both **Raisin** and **German Credit** datasets, we train for 5 iterations with the batch size of 32 and the learning rate of 0.05, while for **Mnist**, we set the batch size to 128 and the learning rate to 0.25 for 2 iterations of training.

#### 6.3.2 Metrics of Model Evaluation

When using a logistic regression model for a binary classification task, the predicted values of the model  $\hat{y} \in [0, 1]$  are continuous values and the samples are labelled  $y \in \{0, 1\}$  as either a positive class (denoted as 1) or a negative class (denoted as 0), and therefore a

threshold  $\theta \in [0, 1]$  is usually set up when performing the model evaluation to convert the predicted value  $\hat{y}$  into 0 (if  $\hat{y} < \theta$ ) and 1 (if  $\hat{y} \geq \theta$ ). At a given threshold, four statistical metrics can be derived: True Positive (TP), False Positive (FP), True Negative (TN), and False Negative (FN). Here, TP (resp., TN) represents the number of test cases where the model correctly predicts the positive (resp., negative) class. Conversely, FP (resp., FN) refers to the number of negative (resp., positive) instances where the model incorrectly predicts the positive (resp., negative) class. Using these four metrics, we can derive several commonly used evaluation metrics, including Accuracy =  $\frac{TP+TN}{TP+TN+FP+FN}$  (overall correctness), Precision =  $\frac{TP}{TP+FP}$  (positive prediction accuracy), Recall =  $\frac{TP}{TP+FN}$  (positive detection ability), F1-Score =  $2 \cdot \frac{\text{Precision} \cdot \text{Recall}}{\text{Precision} + \text{Recall}}$  (Precision-Recall balance), True positive rate (TPR, equivalent to Recall) and False positive rate (FPR =  $\frac{FP}{FP+TN}$ , rate of false alarms). Additionally, by adjusting the threshold, we can obtain different TPR and FPR values. Plotting FPR on the horizontal axis and TPR on the vertical axis yields the Receiver Operating Characteristic (ROC) curve. The area under the curve (AUC) serves as a key metric to quantify the model’s overall classification performance.

### 6.3.3 Efficiency and Accuracy Analysis

We compared EVA-S2PLoR with three representative frameworks on three datasets where results of efficiency are demonstrated in Table 4, and model metrics are demonstrated in Table 5. Fig. 5 illustrates the allocation of time spent on different stages. S2PLoR is computationally optimized on the **Mnist** dataset by predicting parallel in batches.

Table 4: Efficiency comparison of S2PLoR under LAN and WAN with SecretFlow, Crypten, and Fate on the Raisin, German Credit and Mnist where PlainLoR serves as a reference.

| Dataset       | Framework  | Training Overhead |        | Training Time (s) |                | Predicting Overhead |        | Predicting Time (s) |             |
|---------------|------------|-------------------|--------|-------------------|----------------|---------------------|--------|---------------------|-------------|
|               |            | Comm. (MB)        | Rounds | LAN               | WAN            | Comm. (MB)          | Rounds | LAN                 | WAN         |
| Raisin        | SecretFlow | 11.17             | 8731   | 6.04              | 354.70         | 1.59                | 562    | 1.24                | 23.70       |
|               | Crypten    | 66.29             | 69000  | 15.20             | 2770.01        | 0.27                | 152    | 0.03                | 6.10        |
|               | Fate       | 3.07              | 1361   | 254.66            | 309.04         | 0.81                | 511    | 29.77               | 50.18       |
|               | EVA-S2PLoR | 22.73             | 4025   | <b>0.58</b>       | <b>161.77</b>  | 5.33                | 25     | <b>0.02</b>         | <b>1.15</b> |
|               | PlainLoR   | -                 | -      | <b>1.02E-03</b>   | -              | -                   | -      | <b>6.44E-06</b>     | -           |
| German Credit | SecretFlow | 13.02             | 9779   | 9.26              | 399.78         | 2.84                | 647    | 1.29                | 27.18       |
|               | Crypten    | 74.86             | 75000  | 15.91             | 3010.35        | 0.32                | 152    | 0.03                | 6.10        |
|               | Fate       | 3.53              | 1493   | 289.56            | 349.22         | 0.94                | 556    | 29.80               | 52.01       |
|               | EVA-S2PLoR | 28.86             | 4375   | <b>0.65</b>       | <b>175.96</b>  | 6.64                | 25     | <b>0.02</b>         | <b>1.19</b> |
|               | PlainLoR   | -                 | -      | <b>1.08E-03</b>   | -              | -                   | -      | <b>6.20E-06</b>     | -           |
| Mnist         | SecretFlow | 1662.91           | 81850  | 83.53             | 3392.40        | 252.26              | 3560   | 1.77                | 150.34      |
|               | Crypten    | 3602.60           | 547829 | 132.14            | 22083.80       | 71.32               | 667    | <b>0.74</b>         | 29.20       |
|               | Fate       | 478.76            | 45585  | 10777.51          | 12608.75       | 62.83               | 1247   | 37.13               | 88.51       |
|               | EVA-S2PLoR | 8383.76           | 32830  | <b>36.58</b>      | <b>1563.58</b> | 254.50              | 25     | 1.69                | <b>9.28</b> |
|               | PlainLoR   | -                 | -      | <b>1.88E-01</b>   | -              | -                   | -      | <b>1.21E-03</b>     | -           |

As can be seen in Tables 4 and 5, EVA-S2PLoR achieves the best overall performance in terms of efficiency and model metrics. Fate, based on the federated learning paradigm, has lower communication overhead but suffers from extremely high computational costs due to its utilization of HE for privacy protection. Both SecretFlow and Crypten utilize SS, resulting in a large number of communication rounds which negatively affects the overall efficiency performance. Despite EVA-S2PLoR having a larger communication volume, it possesses a smaller time overhead due to fewer communication rounds and simpler computation. Failing to perform accurate computations on nonlinear operations in three frameworks makes them perform less well than EVA-S2PLoR on model metrics. Overall, EVA-S2PLoR outperforms many advanced frameworks on privacy logistic regression tasks.

From Fig. 5, it can be seen that the main components of model training and predicting time in the LAN environment are offline computation and communication. The offline time on the large dataset (**Mnist**) exceeds the communication time, due to the high bandwidth and low latency in the LAN environment. Note that the time spent on verification in the

Table 5: Accuracy evaluation of S2PLoR compared with three mainstream frameworks.

| Dataset       | Framework  | Accuracy Evaluation |           |        |               |               |
|---------------|------------|---------------------|-----------|--------|---------------|---------------|
|               |            | Accuracy            | Precision | Recall | F1-Score      | AUC           |
| Raisin        | SecretFlow | 0.8333              | 0.8488    | 0.8111 | 0.8295        | 0.8874        |
|               | Crypten    | 0.8389              | 0.8861    | 0.7778 | 0.8284        | 0.8875        |
|               | Fate       | 0.8389              | 0.8588    | 0.8111 | 0.8343        | 0.8867        |
|               | EVA-S2PLoR | <b>0.8500</b>       | 0.9091    | 0.7778 | <b>0.8383</b> | <b>0.8885</b> |
|               | PlainLoR   | <b>0.8556</b>       | 0.9103    | 0.7889 | <b>0.8452</b> | <b>0.8896</b> |
| German Credit | SecretFlow | 0.7900              | 0.6792    | 0.5902 | 0.6316        | 0.8155        |
|               | Crypten    | 0.7850              | 0.6957    | 0.5246 | 0.5981        | 0.8114        |
|               | Fate       | 0.7100              | 0.5349    | 0.3770 | 0.4423        | 0.7496        |
|               | EVA-S2PLoR | <b>0.8050</b>       | 0.6897    | 0.6557 | <b>0.6723</b> | <b>0.8175</b> |
|               | PlainLoR   | <b>0.8100</b>       | 0.6949    | 0.6721 | <b>0.6833</b> | <b>0.8184</b> |
| Mnist         | SecretFlow | 0.9876              | 0.9957    | 0.9906 | 0.9931        | 0.9925        |
|               | Crypten    | 0.9902              | 0.9953    | 0.9938 | 0.9946        | 0.9963        |
|               | Fate       | 0.8537              | 0.9745    | 0.8603 | 0.9139        | 0.8995        |
|               | EVA-S2PLoR | <b>0.9915</b>       | 0.9964    | 0.9941 | <b>0.9953</b> | <b>0.9964</b> |
|               | PlainLoR   | <b>0.9921</b>       | 0.9956    | 0.9957 | <b>0.9956</b> | <b>0.9975</b> |

actual application of logistic regression is very small, reflecting the lightweight nature of our verification module.

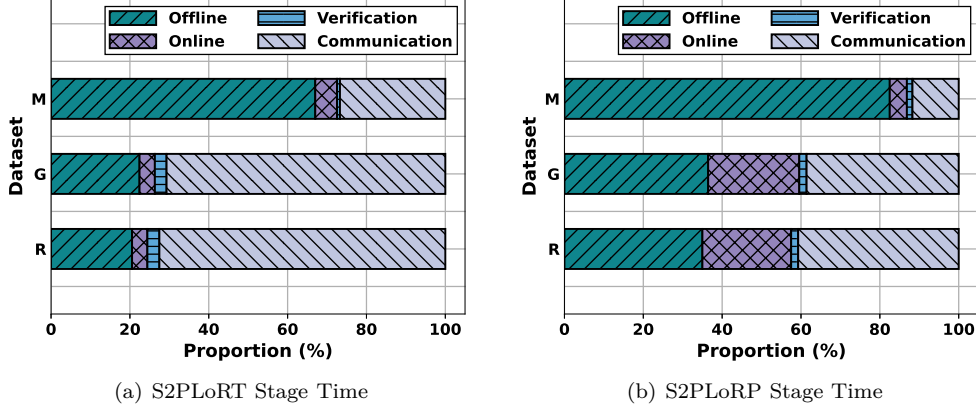


Figure 5: The allocation of runtime spent on different stages in S2PLoRT (a) and S2PLoRP (b), including offline, online, verification and communication costs, where we use three datasets: Raisin (R), German Credit (G) and Mnist (M).

## 7 Related Work

### 7.1 Secure Vector Operations

For SS based methods, SecureML [MZ17] utilizes OT or linearly homomorphic encryption to protect generated vectorized triplets, enabling secure 2-party vector inner product operations. ABY3 [MR18] employs shared truncation to perform secure 3-party vector inner product operations with truncation. BLAZE [PS20] optimizes this truncation protocol to provide a more efficient secure vector inner product operation with truncation. FLASH [BCPS20] adopts a unique couple-sharing structure to address the issue that communication complexity is related to the vector size when performing inner product operations in malicious security models, which is faced by frameworks such as ABY3, SecureNN [WGC19], and ASTRA [CCPS19]. Daalen [vDDB23] uses DD to transform the vector inner product into diagonal matrix multiplication, enabling multi-party vector inner product operations. SWIFT [KPPS21], based on a divide-and-conquer approach, employs secure comparison protocols to implement secure vector maximum value opera-

tions. TenSEAL [BRCB21], built on the CKKS scheme of SEAL [CKKS17], utilizes HE to perform vector inner product and element-wise multiplication operations.

## 7.2 Secure Logistic Regression

In earlier years, Fienberg [FNS09] proposed a secure maximum likelihood estimation method for log-linear models based on secure summation, introducing a secure logistic regression algorithm for horizontally partitioned data. Subsequently, Slavkovic [SNT07] employed the Newton-Raphson method and SMPC techniques to develop secure logistic regression algorithms for both horizontally and vertically partitioned data, though these lacked rigorous security proofs. Chaudhuri [CM08], using the  $\epsilon$ -differential privacy framework [DMNS06], implemented two privacy-preserving logistic regression classifiers and established the relationship between the regularization constant and the amount of differential privacy noise added to protect logistic regression privacy. Duverle [DKY<sup>+</sup>15] proposed a sampling-based secure protocol and implemented a secure and accurate logistic regression method using HE, though its applications are limited to statistical analysis. Du [DLL18] employed HE and an asynchronous gradient sharing protocol to achieve secure 2-party logistic regression under vertically partitioned data without a third-party computational node.

In recent years, since SecureML integrated multiple privacy-preserving computation techniques to form a privacy machine learning framework, hybrid protocol frameworks such as EzPC [CGR<sup>+</sup>19], PrivColl [ZBL<sup>+</sup>20], Trident [RSC20], MP-SPDZ [Kel20], CrypTen [KVH<sup>+</sup>21], and SecretFlow [MZF<sup>+</sup>23] have emerged, supporting not only the privacy-preserving logistic regression but also more complex machine learning models.

## 8 Conclusion and Discussion

In this paper, we propose an efficient, verifiable and accurate secure vector element-wise multiplication protocol S2PVEM, and based on it, we design an exact computation protocol S2PVS for the activation function  $\sigma(x)$ , which finally forms the EVA-S2PLoR framework. The efficiency and accuracy of the basic operators are verified through experiments, and the experiments on privacy logistic regression are conducted on three datasets, where EVA-S2PLoR achieves the optimal overall performance in comparison with three state-of-the-art privacy computing frameworks. The S2PVEM introduces the number of splits  $m$ , whose value plays an important role in security models involving data leakage and will be discussed in the subsequent work, and in this paper,  $m = 2$  is set to achieve efficient computation. In addition, the introduction of the verification module in this paper makes the vector operation dimensionally upgraded to the matrix operation, which leads to higher computational and communication complexity, and therefore designing more efficient methods of verification will be a focus of our future work as well.

## References

- [AAUC18] Abbas Acar, Hidayet Aksu, A. Selcuk Uluagac, and Mauro Conti. A survey on homomorphic encryption schemes: Theory and implementation. *ACM Comput. Surv.*, 51(4):79:1–79:35, July 2018.
- [BCPS20] Megha Byali, Harsh Chaudhari, Arpita Patra, and Ajith Suresh. Flash: Fast and robust framework for privacy-preserving machine learning. *Proceedings on Privacy Enhancing Technologies*, 2020. Citation Key: byali2020flash.

- [Bei11] Amos Beimel. Secret-sharing schemes: A survey. In Yeow Meng Chee, Zhenbo Guo, San Ling, Fengjing Shao, Yuansheng Tang, Huaxiong Wang, and Chaoping Xing, editors, *Coding and Cryptology*, page 11–46, Berlin, Heidelberg, 2011. Springer.
- [BHR12] Mihir Bellare, Viet Tung Hoang, and Phillip Rogaway. Foundations of garbled circuits. In *Proceedings of the 2012 ACM conference on Computer and communications security*, CCS ’12, page 784–796, New York, NY, USA, October 2012. Association for Computing Machinery.
- [BLW08] Dan Bogdanov, Sven Laur, and Jan Willemson. Sharemind: A framework for fast privacy-preserving computations. In Sushil Jajodia and Javier Lopez, editors, *Computer Security - ESORICS 2008*, page 192–206, Berlin, Heidelberg, 2008. Springer.
- [BRCB21] Ayoub Benaissa, Bilal Retiat, Bogdan Cebere, and Alaa Eddine Belfedhal. Tenseal: A library for encrypted tensor operations using homomorphic encryption, April 2021.
- [Can01] R. Canetti. Universally composable security: a new paradigm for cryptographic protocols. In *Proceedings 42nd IEEE Symposium on Foundations of Computer Science*, page 136–145, Newport Beach, CA, USA, 2001. IEEE.
- [CCPS19] Harsh Chaudhari, Ashish Choudhury, Arpita Patra, and Ajith Suresh. Astra: High throughput 3pc over rings with application to secure prediction. In *Proceedings of the 2019 ACM SIGSAC Conference on Cloud Computing Security Workshop*, CCSW’19, page 81–92, New York, NY, USA, November 2019. Association for Computing Machinery.
- [CGR<sup>+</sup>19] Nishanth Chandran, Divya Gupta, Aseem Rastogi, Rahul Sharma, and Shardul Tripathi. Ezpc: Programmable and efficient secure two-party computation for machine learning. In *2019 IEEE european symposium on security and privacy (EuroS&P)*, page 496–511. IEEE, 2019. Citation Key: chandran2019ezpc.
- [CKKS17] Jung Hee Cheon, Andrey Kim, Miran Kim, and Yongsoo Song. Homomorphic encryption for arithmetic of approximate numbers. In *Advances in cryptology-ASIACRYPT 2017: 23rd international conference on the theory and applications of cryptology and information security, hong kong, china, december 3-7, 2017, proceedings, part I 23*, page 409–437. Springer, 2017. Citation Key: cheon2017homomorphic.
- [CKT20] Ilkay Cinar, Murat Koklu, and Sakir Tasdemir. Raisin. UCI Machine Learning Repository, 2020. DOI: <https://doi.org/10.24432/C5660T>.
- [CM08] Kamalika Chaudhuri and Claire Monteleoni. Privacy-preserving logistic regression. In *Advances in Neural Information Processing Systems*, volume 21. Curran Associates, Inc., 2008.
- [DKY<sup>+</sup>15] David A. Duverle, Shohei Kawasaki, Yoshiji Yamada, Jun Sakuma, and Koji Tsuda. Privacy-preserving statistical analysis by exact logistic regression. In *2015 IEEE Security and Privacy Workshops*, page 7–16, San Jose, CA, May 2015. IEEE.
- [DLL18] Wei Du, Ang Li, and Qinghua Li. Privacy-preserving multiparty learning for logistic regression. In Raheem Beyah, Bing Chang, Yingjiu Li, and Sencun Zhu, editors, *Security and Privacy in Communication Networks*, page 549–568, Cham, 2018. Springer International Publishing.

- [DMNS06] Cynthia Dwork, Frank McSherry, Kobbi Nissim, and Adam Smith. Calibrating noise to sensitivity in private data analysis. In *Theory of cryptography: Third theory of cryptography conference, TCC 2006, new york, NY, USA, march 4-7, 2006. Proceedings 3*, page 265–284. Springer, 2006. Citation Key: dwork2006calibrating.
- [Dwo06] Cynthia Dwork. Differential privacy. In Michele Bugliesi, Bart Preneel, Vladimiro Sassone, and Ingo Wegener, editors, *Automata, Languages and Programming*, page 1–12, Berlin, Heidelberg, 2006. Springer.
- [EKR18] David Evans, Vladimir Kolesnikov, and Mike Rosulek. A pragmatic introduction to secure multi-party computation. *Foundations and Trends® in Privacy and Security*, 2(2–3):70–246, December 2018.
- [FNS09] Stephen E. Fienberg, Yuval Nardi, and Aleksandra B. Slavković. Valid statistical analysis for logistic regression with multiple sources. In Cecilia S. Gal, Paul B. Kantor, and Michael E. Lesk, editors, *Protecting Persons While Protecting the People*, page 82–94, Berlin, Heidelberg, 2009. Springer.
- [Gol04] Oded Goldreich. *Foundations of cryptography, volume 2*. Cambridge university press Cambridge, 2004. Citation Key: goldreich2004foundations.
- [Hof94] Hans Hofmann. Statlog (German Credit Data). UCI Machine Learning Repository, 1994. DOI: <https://doi.org/10.24432/C5NC77>.
- [IT19] Erin Illman and Paul Temple. California consumer privacy act: What companies need to know. *The Business Lawyer*, 75(1):1637–1646, 2019.
- [Kel20] Marcel Keller. Mp-spdz: A versatile framework for multi-party computation. In *Proceedings of the 2020 ACM SIGSAC Conference on Computer and Communications Security, CCS ’20*, page 1575–1590, New York, NY, USA, November 2020. Association for Computing Machinery.
- [Kil88] Joe Kilian. Founding cryptography on oblivious transfer. In *Proceedings of the twentieth annual ACM symposium on theory of computing*, Stoc ’88, page 20–31, New York, NY, USA, 1988. Association for Computing Machinery. Citation Key: 10.1145/62212.62215 publisher-place: Chicago, Illinois, USA.
- [KM15] Nikolay Kyurkchiev and Svetoslav Markov. Sigmoid functions: some approximation and modelling aspects. *LAP LAMBERT Academic Publishing, Saarbrücken*, 4, 2015. Citation Key: kyurkchiev2015sigmoid.
- [KOS16] Marcel Keller, Emmanuela Orsini, and Peter Scholl. Mascot: Faster malicious arithmetic secure computation with oblivious transfer. In *Proceedings of the 2016 ACM SIGSAC Conference on Computer and Communications Security*, page 830–842, Vienna Austria, October 2016. ACM.
- [KPPS21] Nishat Koti, Mahak Pancholi, Arpita Patra, and Ajith Suresh. SWIFT: Superfast and robust Privacy-Preserving machine learning. In *30th USENIX security symposium (USENIX security 21)*, page 2651–2668, 2021. Citation Key: kot2021swift.
- [KVH<sup>+</sup>21] Brian Knott, Shobha Venkataraman, Awni Hannun, Shubho Sengupta, Mark Ibrahim, and Laurens van der Maaten. Crypten: Secure multi-party computation meets machine learning. In *Advances in Neural Information Processing Systems*, volume 34, page 4961–4973. Curran Associates, Inc., 2021.



- [LFC<sup>+</sup>21] Yang Liu, Tao Fan, Tianjian Chen, Qian Xu, and Qiang Yang. Fate: An industrial grade platform for collaborative learning with data protection. *Journal of Machine Learning Research*, 22(226):1–6, 2021.
- [Lin17] Yehuda Lindell. How to simulate it—a tutorial on the simulation proof technique. *Tutorials on the Foundations of Cryptography: Dedicated to Oded Goldreich*, page 277–346, 2017. Citation Key: lindell2017simulate.
- [LX19] Yi Li and Wei Xu. Privpy: General and scalable privacy-preserving data mining. In *Proceedings of the 25th ACM SIGKDD International Conference on Knowledge Discovery & Data Mining*, KDD '19, page 1299–1307, New York, NY, USA, July 2019. Association for Computing Machinery.
- [MMR<sup>+</sup>17] Brendan McMahan, Eider Moore, Daniel Ramage, Seth Hampson, and Blaise Agüera y Arcas. Communication-efficient learning of deep networks from decentralized data. In *Proceedings of the 20th International Conference on Artificial Intelligence and Statistics*, page 1273–1282. PMLR, April 2017.
- [MR18] Payman Mohassel and Peter Rindal. Aby3: A mixed protocol framework for machine learning. In *Proceedings of the 2018 ACM SIGSAC Conference on Computer and Communications Security*, page 35–52, Toronto Canada, October 2018. ACM.
- [Mur91] Fionn Murtagh. Multilayer perceptrons for classification and regression. *Neurocomputing*, 2(5):183–197, July 1991.
- [MZ17] Payman Mohassel and Yupeng Zhang. Secureml: A system for scalable privacy-preserving machine learning. In *2017 IEEE Symposium on Security and Privacy (SP)*, page 19–38, May 2017.
- [MZF<sup>+</sup>23] Junming Ma, Yancheng Zheng, Jun Feng, Derun Zhao, Haoqi Wu, Wenjing Fang, Jin Tan, Chaofan Yu, Benyu Zhang, and Lei Wang. Secretflow-spu: a performant and user-friendly framework for privacy-preserving machine learning. In *2023 USENIX annual technical conference (USENIX ATC 23)*, page 17–33, Boston, MA, July 2023. USENIX Association. Citation Key: maSecretFlowSPU.
- [PLT<sup>+</sup>24] Shizhao Peng, Tianrui Liu, Tianle Tao, Derun Zhao, Hao Sheng, and Haogang Zhu. Eva-s3pc: Efficient, verifiable, accurate secure matrix multiplication protocol assembly and its application in regression, 2024.
- [PS20] Arpita Patra and Ajith Suresh. Blaze: Blazing fast privacy-preserving machine learning. In *Proceedings 2020 Network and Distributed System Security Symposium*, San Diego, CA, 2020. Internet Society.
- [RSC20] Sai Rahul Rachuri, Ajith Suresh, and Harsh Chaudhari. Trident: Efficient 4pc framework for privacy preserving machine learning. In *Network and distributed system security symposium*, page 1–18. Internet Society, 2020. Citation Key: rachuri2020trident.
- [Sau12] Tim Sauer. *Numerical analysis*. Pearson, Boston, 2nd ed edition, 2012.
- [SBB<sup>+</sup>80] Josef Stoer, Roland Bulirsch, R Bartels, Walter Gautschi, and Christoph Witzgall. *Introduction to numerical analysis*, volume 1993. Springer, 1980. Citation Key: stoer1980introduction.
- [Sho18] Thomas S. Shores. *Applied Linear Algebra and Matrix Analysis*. Undergraduate Texts in Mathematics. Springer International Publishing, Cham, 2018.

- [SNT07] Aleksandra B. Slavkovic, Yuval Nardi, and Matthew M. Tibbits. “secure” logistic regression of horizontally and vertically partitioned distributed databases. In *Seventh IEEE International Conference on Data Mining Workshops (ICDMW 2007)*, page 723–728, October 2007.
- [vDIDB23] Florian van Daalen, Lianne Ippel, Andre Dekker, and Inigo Bermejo. Privacy preserving nn-party scalar product protocol. *IEEE Transactions on Parallel and Distributed Systems*, 34(4):1060–1066, April 2023.
- [WGC19] Sameer Wagh, Divya Gupta, and Nishanth Chandran. Securenn: 3-party secure computation for neural network training. *Proceedings on Privacy Enhancing Technologies*, 2019.
- [Yao82] Andrew C. Yao. Protocols for secure computations. In *23rd Annual Symposium on Foundations of Computer Science (sfcs 1982)*, page 160–164, November 1982.
- [YCB16] LeCun Yann, Cortes Corinna, and Christopher J.C. Burges. MNIST database. <https://yann.lecun.com/exdb/mnist/>, 2016.
- [YNDT18] Rikiya Yamashita, Mizuho Nishio, Richard Kinh Gian Do, and Kaori Togashi. Convolutional neural networks: an overview and application in radiology. *Insights into Imaging*, 9(4):611–629, August 2018.
- [Ypm95] Tjalling J. Ypma. Historical development of the newton–raphson method. *SIAM Review*, 37(4):531–551, 1995. Citation Key: doi:10.1137/1037125 tex.eprint: <https://doi.org/10.1137/1037125> TLDR: It is shown how Newton’s formulation differed from the iterative process of Raphson, and that Simpson was the first to give a general formulation, in terms of fluxional calculus, applicable to nonpolynomial equations.
- [Zar04] Christopher J Zarowski. *An introduction to numerical analysis for electrical and computer engineers*. John Wiley & Sons, 2004. Citation Key: zarowski2004introduction.
- [ZBL<sup>+</sup>20] Yanjun Zhang, Guangdong Bai, Xue Li, Caitlin Curtis, Chen Chen, and Ryan K. L. Ko. Privcoll: Practical privacy-preserving collaborative machine learning. In Liqun Chen, Ninghui Li, Kaitai Liang, and Steve Schneider, editors, *Computer Security – ESORICS 2020*, page 399–418, Cham, 2020. Springer International Publishing.
- [ZFWL22] Zhipeng Zhou, Qiang Fu, Qianjun Wei, and Qiang Li. Lego: A hybrid toolkit for efficient 2pc-based privacy-preserving machine learning. *Computers & Security*, 120:102782, September 2022.

## A Introduction of Logistic Regression and Heterogeneous Distributed Database

This part introduces the principles of logistic regression and the heterogeneous distributed database in EVA-S2PLoR.

## A.1 Logistic Regression

Logistic regression is a classical classification model commonly used for binary classification tasks, and this paper focuses solely on binary classification scenarios. In logistic regression, the prediction formula is given by  $\hat{\mathbf{y}} = \sigma(X \cdot \boldsymbol{\omega} + b)$ , where  $\sigma$  is the sigmoid activation function  $\sigma(x) = \frac{1}{1+e^{-x}}$ . Here,  $X \in \mathbb{R}^{n \times d}$  represents the input samples ( $n$  is the number of samples, and  $d$  is the number of features per sample),  $\boldsymbol{\omega} \in \mathbb{R}^{d \times 1}$  denotes the model coefficients,  $b$  is the bias term, and  $\hat{\mathbf{y}} \in (0, 1)^{n \times 1}$  is the predicted output. For convenience, let  $\hat{X} = [1, X]$  and  $\hat{\boldsymbol{\omega}} = [b, \boldsymbol{\omega}^T]^T$ , transforming the formula into  $\hat{\mathbf{y}} = \sigma(\hat{X} \cdot \hat{\boldsymbol{\omega}})$ .

During training, Mini Batch Gradient Descent (MBGD) is typically employed where the training data is divided into batches, and gradients are computed and parameters updated in batches. To update the gradient, the cross-entropy loss function is introduced as  $J(\hat{\boldsymbol{\omega}}) = -\frac{1}{n} \cdot (\mathbf{y} \odot \ln \hat{\mathbf{y}} + (1 - \mathbf{y}) \odot \ln(1 - \hat{\mathbf{y}}))$ , where  $\mathbf{y} \in \{0, 1\}^{n \times 1}$  represents the label. By computation, the gradient of the loss function is obtained as  $\nabla J(\hat{\boldsymbol{\omega}}) = \frac{1}{n} \cdot \hat{X}^T \cdot (\hat{\mathbf{y}} - \mathbf{y})$ , leading to the gradient update formula  $\hat{\boldsymbol{\omega}} := \hat{\boldsymbol{\omega}} - \eta \cdot \frac{1}{n} \cdot \hat{X}^T \cdot (\hat{\mathbf{y}} - \mathbf{y})$ , where  $\eta$  is the learning rate. The dataset is iterated over batch by batch, and the training process continues for a fixed number of iterations or until the loss function converges, at which point training is considered complete.

## A.2 Heterogeneous Distributed Database in EVA-S2PLoR

The proposed S2PLoRT and S2PLoRP can handle data with heterogeneous distribution, including but not limited to horizontal and vertical partitioning. For model training, suppose the original training dataset is  $X \in \mathbb{R}^{n \times d}$ , where  $n$  is the number of samples and  $d$  is the number of features for each sample. In S2PLoR, the heterogeneous data distribution refers to two parties holding a part of  $X$ , denoted as  $X_a \in \mathbb{R}^{n \times d}$  and  $X_b \in \mathbb{R}^{n \times d}$ , such that  $X_a + X_b = X$ . For the scenario where the training dataset is horizontally partitioned into disjoint subsets  $\hat{X}_a \in \mathbb{R}^{n_1 \times d}$ ,  $\hat{X}_b \in \mathbb{R}^{n_2 \times d}$  ( $n_1 + n_2 = n$ ), they can be converted to  $\hat{X}_a^*$ ,  $\hat{X}_b^* \in \mathbb{R}^{n \times d}$  by filling in zero elements at corresponding positions such that  $\hat{X}_a^* + \hat{X}_b^* = X$ . A similar transformation can be applied to the case of vertical partitioning. For more general data partitioning scenarios, as long as the data held by the two parties can be converted into the form  $X_a + X_b = X$  through some transformation, S2PLoR training and prediction can be performed.

## B Algorithms In EVA-S3PC

This part introduces the S2PM and S2PHM protocols proposed in EVA-S3PC [PLT<sup>+</sup>24].

### B.1 S2PM

The problem definition of S2PM is as follows:

**Problem 7** (Secure 2-Party Matrix Multiplication). *Alice has an  $n \times s$  matrix  $A$  and Bob has an  $s \times m$  matrix  $B$ . They want to conduct the multiplication, such that Alice gets  $V_a$  and Bob gets  $V_b$ , where  $V_a + V_b = A \times B$ .*

#### B.1.1 Description of S2PM

The S2PM includes three stages: CS pre-processing stage in Algorithm 7, online computation stage in Algorithm 8, and result verification stage in Algorithm 9.

**Pre-processing Stage.** In Algorithm 7, CS generates random private matrices  $R_a$  for Alice and  $R_b$  for Bob, where  $\text{rank}(R_a) < s$  and  $\text{rank}(R_b) < s$ . Subsequently, CS

computes  $S_t = R_a \cdot R_b$  and generates random matrices  $r_a$  for Alice and  $r_b$  for Bob, where  $r_a + r_b = S_t$ . Finally, CS sends a set of matrices  $(R_a, r_a, S_t)$  to Alice and  $(R_b, r_b, S_t)$  to Bob.

---

**Algorithm 7** S2PM CS Pre-processing Stage

---

**Require:**  $n, s, m$

**Ensure:** Alice  $\leftarrow (R_a, r_a, S_t)$  and Bob  $\leftarrow (R_b, r_b, S_t)$

- 1:  $R_a \leftarrow$  generate a random matrix  $\triangleright R_a \in \mathbb{R}^{n \times s}, \text{rank}(R_a) = \min(n, s) - 1$
  - 2:  $R_b \leftarrow$  generate a random matrix  $\triangleright R_b \in \mathbb{R}^{s \times m}, \text{rank}(R_b) = \min(s, m) - 1$
  - 3:  $S_t = R_a \times R_b$   $\triangleright S_t \in \mathbb{R}^{n \times m}$
  - 4:  $r_a, r_b \leftarrow$  generate random matrices  $\triangleright r_a, r_b \in \mathbb{R}^{n \times m}, r_a + r_b = S_t$
  - 5: Alice  $\leftarrow (R_a, r_a, S_t)$
  - 6: Bob  $\leftarrow (R_b, r_b, S_t)$
  - 7: **return**  $(R_a, r_a, S_t), (R_b, r_b, S_t)$
- 

**Online Stage.** In Algorithm 8, Alice computes  $\hat{A} = A + R_a$  and sends  $\hat{A}$  to Bob while Bob computes  $\hat{B} = B + R_b$  and sends  $\hat{B}$  to Alice. Bob then generates a random matrix  $V_b$ , computes  $VF_b = V_b - \hat{A} \times B$ ,  $T = r_b - VF_b$ , and then sends  $(VF_b, T)$  to Alice. Finally, Alice computes the matrix  $V_a = T + r_a - (R_a \times \hat{B})$ ,  $VF_a = V_a + R_a \times \hat{B}$ , and sends  $VF_a$  to Bob.

---

**Algorithm 8** S2PM Online Computing Stage

---

**Require:**  $A \in \mathbb{R}^{n \times s}$  and  $B \in \mathbb{R}^{s \times m}$

**Ensure:** Alice  $\leftarrow (V_a, VF_a)$  and Bob  $\leftarrow (V_b, VF_b)$

- 1:  $\hat{A} = A + R_a$  and send  $\hat{A} \Rightarrow$  Bob  $\triangleright \hat{A} \in \mathbb{R}^{n \times s}$
  - 2:  $\hat{B} = B + R_b$  and send  $\hat{B} \Rightarrow$  Alice  $\triangleright \hat{B} \in \mathbb{R}^{s \times m}$
  - 3:  $V_b \leftarrow$  generate a random matrix  $\triangleright V_b \in \mathbb{R}^{n \times m}$
  - 4:  $VF_b = V_b - \hat{A} \times B$   $\triangleright VF_b \in \mathbb{R}^{n \times m}$
  - 5:  $T = r_b - VF_b$   $\triangleright T \in \mathbb{R}^{n \times m}$
  - 6: send  $(VF_b, T) \Rightarrow$  Alice
  - 7:  $V_a = T + r_a - (R_a \times \hat{B})$   $\triangleright V_a \in \mathbb{R}^{n \times m}$
  - 8:  $VF_a = V_a + R_a \times \hat{B}$  and send  $VF_a \Rightarrow$  Bob  $\triangleright VF_a \in \mathbb{R}^{n \times m}$
  - 9: **return**  $(V_a, VF_a), (V_b, VF_b)$
- 

**Verification Stage.** In Algorithm 9, Alice and Bob perform the same steps for  $l$  rounds of verification. In each round, a vector  $\hat{\delta}_a$  whose elements are all randomly composed of 0 or 1 is generated for the computation of  $E_r = (VF_a + VF_b - S_t) \times \hat{\delta}_a$ . Accept if  $E_r = (0, 0, \dots, 0)^T$  holds for all  $l$  rounds, reject otherwise.

---

**Algorithm 9** S2PM Result Verification Stage

---

**Require:**  $VF_a, VF_b, S_t \in \mathbb{R}^{n \times m}$  and  $l > 0$

**Ensure:** Accept if verified, Reject otherwise

- 1: **for**  $i := 1$  to  $l$  **do**
  - 2:    $\hat{\delta}_a \leftarrow$  generate a vector randomly composed of 0 or 1  $\triangleright \hat{\delta}_a \in \mathbb{R}^{m \times 1}$
  - 3:    $E_r = (VF_a + VF_b - S_t) \times \hat{\delta}_a$   $\triangleright E_r \in \mathbb{R}^{n \times 1}$
  - 4:   **if**  $E_r \neq (0, 0, \dots, 0)^T$  **then**
  - 5:     **return** Rejected;
  - 6:   **end if**
  - 7: **end for**
  - 8: **return** Accepted
-

## B.2 S2PHM

The problem definition of S2PHM is as follows:

**Problem 8** (Secure 2-Party Matrix Hybrid Multiplication Problem). *Alice has private matrices  $(A_1, A_2)$  and Bob has private matrices  $(B_1, B_2)$ , where  $(A_1, B_1) \in \mathbb{R}^{n \times s}, (A_2, B_2) \in \mathbb{R}^{s \times m}$ . They want to conduct the hybrid multiplication  $f[(A_1, A_2), (B_1, B_2)] = (A_1 + B_1) \cdot (A_2 + B_2)$  in which Alice gets  $V_a$  and Bob gets  $V_b$  such that  $V_a + V_b = (A_1 + B_1) \cdot (A_2 + B_2)$ .*

### B.2.1 Description of S2PHM

In S2PHM, Alice and Bob compute  $V_{a0} = A_1 \times A_2, V_{b0} = B_1 \times B_2$  respectively, and then jointly compute  $V_{a1} + V_{b1} = A_1 \times B_2$  and  $V_{b2}, V_{a2} \in \mathbb{R}^{n \times m}$  with S2PM protocol. Finally, Alice sums  $V_a = V_{a0} + V_{a1} + V_{a2}$  and Bob sums  $V_b = V_{b0} + V_{b1} + V_{b2}$ .

---

#### Algorithm 10 S2PHM

---

**Require:**  $(A_1, B_1) \in \mathbb{R}^{n \times s}, (A_2, B_2) \in \mathbb{R}^{s \times m}$

**Ensure:**  $V_a, V_b \in \mathbb{R}^{n \times m}$

- |  |   |
|--|---|
| 1: $V_{a0} = A_1 \times A_2$                         | $\triangleright V_{a0} \in \mathbb{R}^{n \times m}$         |
| 2: $V_{b0} = B_1 \times B_2$                         | $\triangleright V_{b0} \in \mathbb{R}^{n \times m}$         |
| 3: $V_{a1}, V_{b1} \leftarrow \text{S2PM}(A_1, B_2)$ | $\triangleright V_{a1}, V_{b1} \in \mathbb{R}^{n \times m}$ |
| 4: $V_{b2}, V_{a2} \leftarrow \text{S2PM}(B_1, A_2)$ | $\triangleright V_{a2}, V_{b2} \in \mathbb{R}^{n \times m}$ |
| 5: $V_a = V_{a0} + V_{a1} + V_{a2}$                  | $\triangleright V_a \in \mathbb{R}^{n \times m}$            |
| 6: $V_b = V_{b0} + V_{b1} + V_{b2}$                  | $\triangleright V_b \in \mathbb{R}^{n \times m}$            |
| 7: <b>return</b> $V_a, V_b$                          |   |
- 

## C Efficiency Comparison of Protocols under WAN

In this part, we provide the efficiency comparison of S2PVEM and S2PVS under WAN settings in Fig. 6.

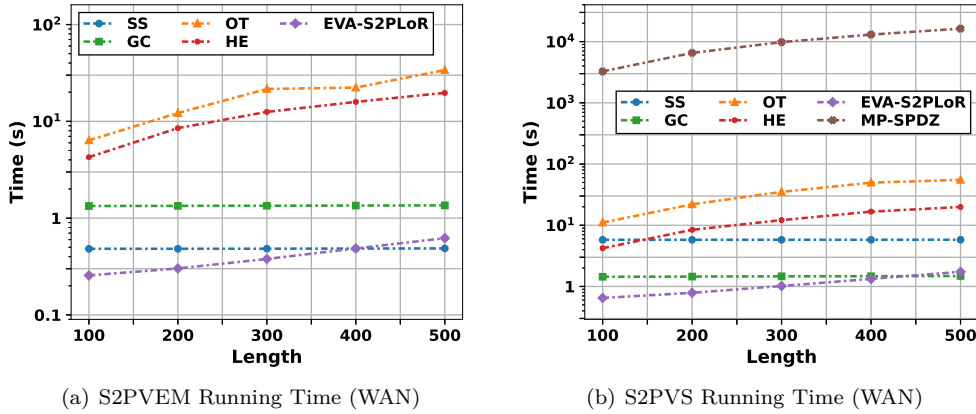


Figure 6: Comparison of total runtime in S2PVEM and S2PVS with Crypten (SS), ABY (GC), LibOTe (OT), TenSEAL (HE) and MP-SPDZ under WAN settings.