

Direct Sampling of Confined Polygons in Linear Time

Clayton Shonkwiler and Kandin Theis

Department of Mathematics, Colorado State University, Fort Collins, CO, USA

Abstract

We present an algorithm for sampling tightly confined random equilateral closed polygons in three-space which has runtime linear in the number of edges. Using symplectic geometry, sampling such polygons reduces to sampling a moment polytope, and in our confinement model this polytope turns out to be natural from a combinatorial point of view. This connection to combinatorics yields both our fast sampling algorithm and explicit formulas for the expected distances of vertices to the origin. We use our algorithm to investigate the expected total curvature of confined polygons, leading to a very precise conjecture for the asymptotics of total curvature.

1 Introduction

In this paper we introduce the Confined Polygons from Order Polytopes (CPOP) algorithm for sampling random equilateral polygons in tight confinement. This is an interesting mathematical story, using symplectic geometry to reduce the problem to sampling a particular polytope, which turns out to be essentially the order polytope of the zig-zag poset, but it is also relevant to polymer science and biochemistry, as random polygons provide a simple model of ring polymers and the confinement model we use was introduced to try to understand DNA packing in, e.g., viral capsids.

For our purposes, a *polygon* is a piecewise-linear embedding of the circle into \mathbb{R}^3 , and an *equilateral polygon* is a polygon in which all the segments have unit length. We can think of a random polygon as a random walk which is conditioned to close up and form a loop.

In the polymer literature, random walks in \mathbb{R}^3 are often called *freely-jointed chains* and provide a simple, well-understood, yet somewhat robust model for polymers in solution [45, 49, 72]. In turn, random polygons provide the analogous model for ring polymers [68], including many biopolymers like most bacterial DNA.

However, biopolymers are often confined into small volumes and it remains an active area of research to understand how, for example, viral DNA gets packed into viral capsids [6, 7, 50, 55, 60, 61, 73]. This motivates the question of how to sample random equilateral polygons in tight confinement.

The closure condition imposes correlations between the edge directions which makes sampling polygons rather challenging: algorithms for sampling (unconfined) random equilateral polygons have been proposed for at least four decades [1, 18, 19, 21, 22, 30, 31, 32, 53, 63, 64, 65, 69, 86, 87]. Of particular note are the Progressive Action-Angle Method (PAAM) [21], which produces random equilateral n -gons in $\Theta(n^2)$ time, and the Conformal Barycenter Sampler (CoBarS) [19], which produces reweighted samples in $\Theta(n)$ time.

Random confined polygons must satisfy not only the closure constraint which says that the path must eventually get back to its starting point, but also the confinement constraints, which have a variable effect

depending on locations of vertices. The simplest confinement constraint is *rooted spherical confinement of radius R* , in which the first vertex is placed at the center of a sphere of radius R , and all subsequent vertices are required to lie within this sphere. For equilateral polygons with unit-length edges, $R \geq 1$ since the second and last vertices must lie at distance 1 from the first vertex.

In this regime there are two notable algorithms in use: Diao, Ernst, Montemayor, and Ziegler’s method [31] based on generating successive marginals of the joint distribution of vertex distances from the center of the confining sphere, and the Toric Symplectic Markov Chain Monte Carlo (TSMCMC) algorithm introduced in [22]. Both have disadvantages: Diao et al.’s algorithm is rather computationally expensive, so it is challenging to generate large ensembles of confined n -gons when n is large; on the other hand, TSMCMC can generate large ensembles, but it is a Markov chain with essentially useless bounds on its rate of convergence, so the effective size of an ensemble is hard to estimate.

CPOP combines the best of both worlds in the case $R = 1$: it directly samples uniformly distributed and independent confined n -gons like Diao et al., so there is no concern about convergence rates, and it is even faster than TSMCMC. Indeed, as we will see in [Theorem 5](#), CPOP generates random equilateral n -gons in rooted spherical confinement of radius 1 in time $\Theta(n)$, which is theoretically optimal, and in practice this is quite fast: for example, we can generate confined 20,000-gons at a rate of about 500/second on a desktop computer (see [Figure 3](#)). The drawback relative to other methods is that (so far at least) CPOP only applies in the case $R = 1$, which is the smallest possible radius for rooted spherical confinement.

Here is an overview of the structure of the paper: in [Section 2](#) we use the symplectic geometry of polygon space [51] to reduce the problem of sampling equilateral n -gons in rooted confinement of radius 1 to the problem of sampling a particular polytope $\mathcal{P}_n(1)$. Up to an affine transformation, this polytope is equivalent to the order polytope of the zig-zag poset [85], which is triangulated by simplices indexed by alternating permutations. This combinatorial connection is developed in [Section 3](#). In [Section 4](#), we exploit the combinatorics to define CPOP using an algorithm of Marchal [57] for sampling $\mathcal{P}_n(1)$, which was originally part of an algorithm for quickly sampling alternating permutations. In addition to sampling, this approach yields a precise characterization ([Corollary 6](#)) of the asymptotic distributions of vertex distances from the origin in the large- n limit.

In [Section 5](#) we take a bit of a combinatorial digression, defining *augmented zig-zag posets* and giving three formulas for the number of linear extensions of these posets, one in terms of Entringer numbers, one recursive, and the last in terms of *generalized Entringer numbers*, which we also define. Along the way, we prove a new identity for the Entringer numbers ([Corollary 14](#)) and determine the expected value of $\tau(i)$, where τ is a random alternating permutation (see [Corollaries 15, 24 and 25](#)); these results may be of some independent interest. [Section 6](#) connects this back to polygons, giving formulas for the expected distance to the origin of the i th vertex of a random confined n -gon in terms of this combinatorial data. We use CPOP to generate large ensembles of confined n -gons in [Section 7](#), with the goal of understanding the expected total curvature of these polygons. We find strong evidence that the expected total curvature is asymptotic to $(\frac{\pi}{2} + 0.57545)n - 0.46742$ (see [Conjecture 34](#)), which is compatible with but rather more precise than Diao, Ernst, Rawdon, and Ziegler’s model for expected total curvature of confined polygons [35]. Finally, [Section 8](#) concludes with some open questions and possible avenues for future investigation.

2 Polygons and Polytopes

As mentioned in the introduction, a *polygon* is a piecewise-linear mapping of the circle into \mathbb{R}^3 , and an *equilateral polygon* is such an embedding for which each linear segment has the same length. Up to

scaling, we may as well assume that length is 1. We can represent a polygon by the locations of its vertices $v_1, \dots, v_n \in \mathbb{R}^3$, and the equilateral polygon condition is equivalent to requiring that $|v_{i+1} - v_i| = 1$ for $i = 1, \dots, n-1$ and $|v_1 - v_n| = 1$.

We can instead think in terms of edge vectors e_1, \dots, e_n , where $e_i = v_{i+1} - v_i$ for $i = 1, \dots, n-1$ and $e_n = v_1 - v_n$. The edges of an equilateral polygon will be unit vectors, so we can equivalently think of an equilateral polygon as a collection $(e_1, \dots, e_n) \in (S^2)^n$ of unit vectors. The fact that these edges fit together to form a closed loop means that they satisfy the vector equation $e_1 + \dots + e_n = 0$, so the collection of equilateral polygons

$$\text{Pol}(n) := \{(e_1, \dots, e_n) \in (S^2)^n : e_1 + \dots + e_n = 0\}$$

forms a codimension-3 subset of the product $(S^2)^n \subset (\mathbb{R}^3)^n$ of n -tuples of unit vectors. One can show that the subset $\text{Pol}(n)^\times$ on which all edges are distinct forms a smooth $(2n-3)$ -dimensional submanifold of $(S^2)^n$ and that the $(2n-3)$ -dimensional Hausdorff measure of $\text{Pol}(n) \setminus \text{Pol}(n)^\times$ vanishes; in this sense, $\text{Pol}(n)$ is almost everywhere a submanifold of $(S^2)^n$ which inherits the submanifold Riemannian metric and associated volume measure.

Thinking in terms of edge vectors gives a translation-invariant representation of polygons; if we also want a rotation-invariant representation, it is natural to take the quotient

$$\widehat{\text{Pol}}(n) := \text{Pol}(n)/\text{SO}(3),$$

which we call *equilateral polygon space*. In turn, this quotient has a Riemannian metric defined by the condition that $\text{Pol}(n) \rightarrow \widehat{\text{Pol}}(n)$ is a Riemannian submersion, and hence a natural probability measure given by normalizing the Riemannian volume.

We now describe some coordinates on $\widehat{\text{Pol}}(n)$ with respect to which this probability measure has a particularly simple form. These coordinates are inspired by symplectic geometry [51], but are entirely elementary.

Connecting v_3, \dots, v_{n-1} to v_1 —as in Figure 1 (top left)—decomposes an abstract polygon into $n-2$ triangles. Those triangles are determined up to congruence by their side lengths, which are given by $|e_1| = \dots = |e_n| = 1$ and by the diagonal lengths $d_i := |v_{i+2} - v_1|$ for $i = 1, \dots, n-3$. Hence, if we view an equilateral polygon as the boundary of the piecewise linear surface whose faces are these triangles—as in Figure 1 (bottom left)—then the geometry of the surface (and hence also of its boundary) is completely determined by d_1, \dots, d_{n-3} and the dihedral angles $\theta_1, \dots, \theta_{n-3}$ between adjacent triangles. Therefore, $d_1, \dots, d_{n-3}, \theta_1, \dots, \theta_{n-3}$ give a system of (almost-everywhere defined) coordinates on $\widehat{\text{Pol}}(n)$.

In symplectic terms, these coordinates are *action-angle coordinates* on $\widehat{\text{Pol}}(n)$, as first explained by Kapovich and Millson [51]. While the dihedral angles can be chosen completely independently, the diagonal lengths cannot be independent, as they must satisfy the following system of triangle inequalities:

$$0 \leq d_1 \leq 2 \quad \begin{array}{l} 1 \leq d_i + d_{i+1} \\ -1 \leq d_{i+1} - d_i \leq 1 \end{array} \quad 0 \leq d_{n-3} \leq 2. \quad (1)$$

Let $\mathcal{P}_n \subset \mathbb{R}^{n-3}$ be the convex polytope determined by the above inequalities. Letting $T^{n-3} = (S^1)^{n-3}$ be the product of unit circles, the action-angle coordinates $((d_1, \dots, d_{n-3}), (\theta_1, \dots, \theta_{n-3}))$ are defined on $\mathcal{P}_n \times T^{n-3}$, and the product of Lebesgue measure on \mathcal{P}_n and the standard product measure on T^{n-3} is measure-theoretically equivalent to the natural measure on $\widehat{\text{Pol}}(n)$:

Theorem 1 (Cantarella–Shonkwiler [22]). *The map $\alpha : \mathcal{P}_n \times T^{n-3} \rightarrow \widehat{\text{Pol}}(n)$ defining the action-angle coordinates (as illustrated in Figure 1) is measure-preserving.*

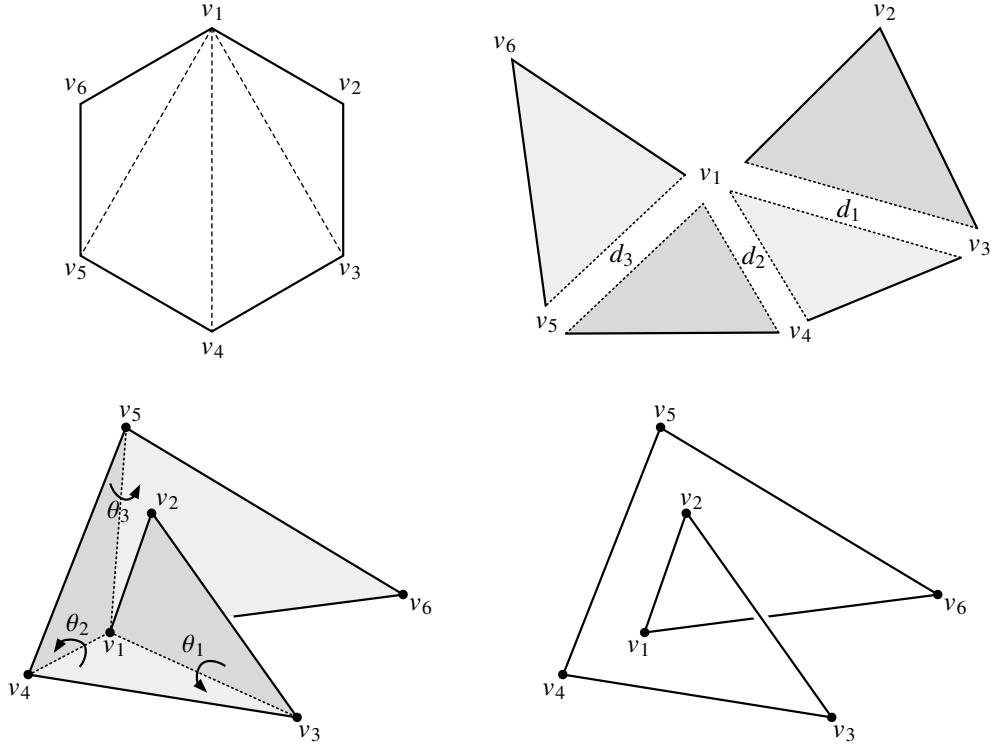


Figure 1: Illustrating the reconstruction map $\alpha : \mathcal{P}_n \times T^{n-3}$ which takes diagonal lengths and dihedral angles to an equilateral polygon. Top left shows the triangulation of an abstract hexagon. Given d_1, d_2, d_3 which obey the triangle inequalities (1), build the four triangles in the triangulation from their side lengths (top right). Given dihedral angles $\theta_1, \theta_2, \theta_3$, we can build a piecewise-linear surface out of these triangles (bottom left). The boundary of this surface is the resulting polygon in space (bottom right).

In consequence, to sample equilateral n -gons according to the natural measure on $\widehat{\text{Pol}}(n)$, it suffices to sample (d_1, \dots, d_{n-3}) from Lebesgue measure on \mathcal{P}_n and $(\theta_1, \dots, \theta_{n-3})$ from the product measure on T^{n-3} . The latter is straightforward, so the only challenge is sampling from Lebesgue measure on \mathcal{P}_n . In [18, 21] we showed how to do this efficiently, yielding an algorithm for sampling equilateral n -gons in expected time $\Theta(n^2)$.¹

Of course, this is only an algorithm for sampling unconfined polygons. We now add a confinement restriction, and consider equilateral polygons in *rooted spherical confinement*, meaning that all vertices lie within a sphere of radius R centered at a chosen (root) vertex. Given our choice of coordinates, it is most natural to let v_1 be the root vertex, so that the confinement condition is simply $d_i \leq R$ for $i = 1, \dots, n-3$. Adding these inequalities to the triangle inequalities (1) defines a new polytope $\mathcal{P}_n(R)$. Letting $\widehat{\text{Pol}}(n; R)$ be the space of equilateral n -gons in rooted spherical confinement of radius R , we have the following analog of

¹In practice, the fastest algorithm for Monte Carlo integration on $\widehat{\text{Pol}}(n)$ is Cantarella and Schumacher's CoBarS algorithm [19, 20], which uses reweighted sampling.

Theorem 1:

Theorem 2 (Cantarella–Shonkwiler [22]). *The action-angle map $\alpha : \mathcal{P}_n(R) \times T^{n-3} \rightarrow \widehat{\text{Pol}}(n; R)$ is measure-preserving.*

We showed in [22] how to use the hit-and-run Markov chain [2, 15, 81] on $\mathcal{P}_n(R)$ to get an ergodic Markov chain on $\widehat{\text{Pol}}(n; R)$, and subsequently used this Markov chain to generate large ensembles of tightly-confined polygons which provided new bounds on stick numbers and superbridge indices of a large number of knots [12, 39, 40, 77, 78, 79].

In contrast, Diao, Ernst, Montemayor, and Ziegler [30] developed a non-Markov chain method for sampling $\widehat{\text{Pol}}(n; R)$ by generating successive marginals of Lebesgue measure on $\mathcal{P}_n(R)$ and used it to perform various experiments on this model [28, 31, 32, 33, 34, 35, 36, 42].

The above approaches are generic, in the sense that they work for any $R \geq 1$ (of course, the radius R of the confining sphere cannot be less than 1 since v_2 is always at distance 1 from v_1), though as pointed out in the introduction, both have substantial drawbacks. In this paper, our goal is to show that we get a dramatically better sampling algorithm in the tightest possible confinement, namely when $R = 1$.

3 Polytopes and Alternating Permutations

To do so, note that the confinement inequalities $d_i \leq 1$ for all $i = 1, \dots, n-3$ make most of the inequalities in (1) redundant: we can simplify the defining inequalities of $\mathcal{P}_n(1)$ as follows:

$$0 \leq d_i \leq 1 \quad 1 \leq d_i + d_{i+1}. \quad (2)$$

In other words

$$\mathcal{P}_n(1) = \{(d_1, \dots, d_{n-3}) \in [0, 1]^{n-3} : d_i + d_{i+1} \geq 1 \text{ for all } i = 1, \dots, n-4\}.$$

Though presented in lightly-disguised form, this is a well-known polytope in combinatorics. Under the affine transformation $\varphi : (d_1, \dots, d_{n-3}) \mapsto (d_1, 1 - d_2, d_3, 1 - d_4, \dots)$, $\mathcal{P}_n(1)$ maps to the polytope

$$\mathcal{O}_{n-3} := \{(x_1, \dots, x_{n-3}) \in [0, 1]^{n-3} : x_1 \geq x_2 \leq x_3 \geq x_4 \leq \dots\},$$

which Stanley [82, Section 3.8] calls the *zig-zag order polytope*, since it is the order polytope of the zig-zag (or fence) poset [85, Example 4.3].

A map $\sigma : \mathcal{O}_{n-3} \rightarrow \{1, \dots, n-3\}$ is order-preserving if and only if the permutation $i \mapsto \sigma(x_i)$ is *alternating*, which we define as follows:

Definition 3. A permutation $\tau \in S_m$ is *alternating* (or *down-up*) if $\tau(1) > \tau(2) < \tau(3) > \dots$, and *reverse-alternating* (or *up-down*) if $\tau(1) < \tau(2) > \tau(3) < \dots$. Let $AP_m \subset S_m$ be the set of alternating permutations, and let $RP_m \subset S_m$ be the set of reverse-alternating permutations.

Any permutation $\tau \in S_{n-3}$ determines a simplex

$$\Delta_\tau = \{(x_1, \dots, x_{n-3}) \in [0, 1]^{n-3} : x_{\tau^{-1}(1)} \leq x_{\tau^{-1}(2)} \leq \dots \leq x_{\tau^{-1}(n-3)}\}. \quad (3)$$

Each such Δ_τ is congruent to the standard orthoscheme $\{(x_1, \dots, x_{n-3}) \in [0, 1]^{n-3} : x_1 \leq x_2 \leq \dots \leq x_{n-3}\}$, which has volume $\frac{1}{(n-3)!}$. Moreover, when τ is alternating we have that $\Delta_\tau \subset \mathcal{O}_{n-3}$. Since the Δ_τ have

disjoint interiors and union equal to O_{n-3} , we see that $\text{vol}(O_{n-3}) = \frac{E_{n-3}}{(n-3)!}$, where E_{n-3} is the number of alternating (or reverse-alternating) permutations in S_{n-3} (see also [84, Exercise 3.66(c)]). In turn, since the affine transformation $\varphi : \mathcal{P}_n(1) \rightarrow O_{n-3}$ has determinant ± 1 and hence is volume-preserving, we see that $\text{vol}(\mathcal{P}_n(1)) = \frac{E_{n-3}}{(n-3)!}$ as well.

The number E_{n-3} is known as an *Euler number* (or *up-down number*, *zig-zag number*, or, depending on the parity of n , *secant* or *tangent number*), and appears as [A000111](#) in the On-Line Encyclopedia of Integer Sequences (OEIS) [66] (see also [A000364](#) and [A000182](#) for the even and odd terms, respectively). The exponential generating function for the Euler numbers has been known since the 1870s, when André [3, 4] proved that

$$\sum_{n=0}^{\infty} E_n \frac{x^n}{n!} = \sec x + \tan x.$$

See Stanley's excellent survey [82] for a wealth of information about alternating permutations and Euler numbers. For example, the Euler numbers satisfy the simple recurrence

$$2E_{n+1} = \sum_{k=0}^n \binom{n}{k} E_k E_{n-k}$$

and have the convergent asymptotic series

$$\frac{E_n}{n!} = 2 \left(\frac{2}{\pi} \right)^{n+1} \sum_{k=0}^{\infty} (-1)^{k(n+1)} \frac{1}{(2k+1)^{n+1}}. \quad (4)$$

In particular, this implies that $\frac{E_n}{n!}$ is asymptotically equivalent to $2 \left(\frac{2}{\pi} \right)^{n+1}$ (cf. [44, Example IV.35]) and hence that

$$\text{vol}(\mathcal{P}_n(1)) = \frac{E_{n-3}}{(n-3)!} \sim 2 \left(\frac{2}{\pi} \right)^{n-2}.$$

In other words, $\mathcal{P}_n(1)$ is an exponentially small subset of the unit hypercube $[0, 1]^{n-3}$, so the naïve sampling strategy of rejection sampling the hypercube is not computationally feasible for large n .

Alternatively, the transformation $\psi : (d_1, \dots, d_{n-3}) \mapsto (1 - d_1, \dots, 1 - d_{n-3})$ maps $\mathcal{P}_n(1)$ to

$$C_{n-3} := \{(x_1, \dots, x_{n-3}) \in [0, 1]^{n-3} : x_i + x_{i+1} \leq 1 \text{ for all } i = 1, \dots, n-4\},$$

the *zig-zag chain polytope* (again, see [82, Section 3.8] or [85, Example 4.3]). The polytope C_{n-3} seems to have been first considered in questions posed by Stanley [83] and Doberkat [37].

By way of the maps φ and ψ , the polytopes $\mathcal{P}_n(1)$, O_{n-3} , and C_{n-3} all have the same volume and are combinatorially equivalent; this is a special case of a theorem of Stanley [85, Theorem 2.3]. In particular, they all have the same number of vertices, namely F_{n-1} , the $(n-1)$ st Fibonacci number [84, Exercise 1.35(e)]. More generally, the full f -vector of these polytopes is known [24, Corollary 3.5].

4 Sampling

Since the Δ_τ which decompose O_{n-3} are indexed by alternating permutations and since sampling from Lebesgue measure on simplices is straightforward, any fast algorithm for sampling random alternating

permutations can be adapted to give an algorithm for sampling from Lebesgue measure on $\mathcal{P}_n(1)$. For example, there are fast Boltzmann samplers [14, 38] for generating uniformly random alternating permutations on $\approx n$ letters, and a quadratic time algorithm [59] for generating uniformly random permutations with prescribed descent set based on the density method [9, 58].

The fastest algorithm for directly sampling alternating permutations seems to be that of Bodini, Durand, and Marchal [13], which is a modification of an earlier algorithm of Marchal [57]. Both of these algorithms produce random alternating permutations in $O(n \log n)$ time, but in examining the details, it turns out that both are actually sampling points from $\mathcal{P}_n(1)$ in $O(n)$ time, applying φ to get points in \mathcal{O}_{n-3} , and then sorting the coordinates to get alternating permutations. Indeed, Marchal's older algorithm [57] is most appropriate for our purposes, since it generates samples from Lebesgue measure on $\mathcal{P}_n(1)$.

The basic observation underlying Marchal's approach is that a sequence of random draws u_1, u_2, \dots from Lebesgue measure on $[0, 1]$ can be interpreted as a Markov chain, where the transition probability is just uniform on $[0, 1]$ (independent of the previous state). The initial segment (u_1, \dots, u_{n-3}) is likely to fail one of the defining inequalities $u_i + u_{i+1} \geq 1$, so it is unlikely to be in $\mathcal{P}_n(1)$; if we want to get points in $\mathcal{P}_n(1)$ we should forbid certain transitions. The simplest way to do this is, given the present state $x \in [0, 1]$, to define a transition measure $P_x : \mathcal{B} \rightarrow [0, x]$ on the Borel sets of $[0, 1]$ by

$$P_x(A) := \lambda(A \cap [1 - x, 1])$$

where λ is Lebesgue measure. This is not a probability measure unless $x = 1$; to get a probability measure, we might hope to find a conditional density f_x supported on $[1 - x, 1]$ so that

$$Q_x(A) := \int_A f_x(y) d\lambda(y)$$

is a probability measure, and hence a Markov kernel, and we could generate a sequence x_1, x_2, \dots by letting $x_1 = u_1 \sim U([0, 1])$ and sampling x_{i+1} from Q_{x_i} for each $i = 1, 2, \dots$.

The resulting joint density of the initial sequence (x_1, \dots, x_{n-3}) is then

$$f_{x_{n-4}}(x_{n-3}) \dots f_{x_1}(x_2) \mathbf{1}_{[0,1]}, \quad (5)$$

which means that the obvious choice of just letting $f_x(y) = \mathbf{1}_{\{y \geq 1-x\}} \frac{1}{x}$ (that is, normalized Lebesgue measure on $[1 - x, 1]$) is not promising.

Instead, the expression (5) for the joint density suggests that a conditional density f_x of the form

$$f_x(y) = \mathbf{1}_{\{y \geq 1-x\}} a \frac{h(y)}{h(x)} \quad (6)$$

for some function h might work well, since then the product in (5) telescopes:

$$f_{x_{n-4}}(x_{n-3}) \dots f_{x_1}(x_2) \mathbf{1}_{[0,1]} = \mathbf{1}_{\{x_2 \geq 1-x_1, \dots, x_{n-3} \geq 1-x_{n-4}\}} a^{n-4} \frac{h(x_{n-3})}{h(x_1)}, \quad (7)$$

which only depends on the first and last states.

Suppose we have a conditional density of the form (6). While this might seem like a strong constraint on f_x , densities of this form are in some sense entropy-maximizing [10, 11], so it is not unreasonable to assume they exist.

While the joint distribution of (x_1, \dots, x_{n-3}) is not yet uniform on $\mathcal{P}_n(1)$, we can get a new joint distribution which interchanges the roles of the first and last states by reversing the sequence: the density of the reversed initial sequence (x_{n-3}, \dots, x_1) is

$$f_{x_2}(x_1) \dots f_{x_{n-3}}(x_{n-4}) \mathbf{1}_{[0,1]} = \mathbf{1}_{\{x_2 \geq 1-x_1, \dots, x_{n-3} \geq 1-x_{n-4}\}} a^{n-4} \frac{h(x_1)}{h(x_{n-3})}.$$

Then we expect a mixture of the initial sequence and the reversed initial sequence to cancel the dependence on first and last states.

More precisely, let $\alpha := \frac{h(x_{n-3})}{h(x_1)}$ and define the tuple (d_1, \dots, d_{n-3}) as follows:

- with probability $\frac{1}{\alpha + \alpha^{-1}}$, let $(d_1, \dots, d_{n-3}) := (x_1, \dots, x_{n-3})$;
- with probability $\frac{1}{\alpha + \alpha^{-1}}$, let $(d_1, \dots, d_{n-3}) := (x_{n-3}, \dots, x_1)$;
- and with the complementary probability $1 - \frac{2}{\alpha + \alpha^{-1}}$, regenerate (x_1, \dots, x_{n-3}) and try again.

Note that $\frac{1}{\alpha + \alpha^{-1}} < \frac{1}{2}$ for any $\alpha > 0$ and, as we will see in [Theorem 4](#), the rejection probability $1 - \frac{2}{\alpha + \alpha^{-1}}$ is bounded away from 1, so this procedure is well-defined. When (d_1, \dots, d_{n-3}) is chosen in this way, its probability density function is a constant multiple of

$$\mathbf{1}_{\{d_2 \geq 1-d_1, \dots, d_{n-3} \geq 1-d_{n-4}\}} a^{n-4} \left[\frac{\alpha}{\alpha + \alpha^{-1}} + \frac{\alpha^{-1}}{\alpha + \alpha^{-1}} \right] = \mathbf{1}_{\{d_2 \geq 1-d_1, \dots, d_{n-3} \geq 1-d_{n-4}\}} a^{n-4};$$

that is, it is just (normalized) Lebesgue measure on $\{d_2 \geq 1-d_1, \dots, d_{n-3} \geq 1-d_{n-4}\} = \mathcal{P}_n(1)$.

So if we could find a conditional density in the form (6), this would give an efficient sampling algorithm provided the rejection probability is not too high. Of course, if f_x is a density, then it must integrate to 1, so we have the constraint

$$1 = \int_0^1 f_x(y) dy = \int_0^1 \mathbf{1}_{\{y \geq 1-x\}} a \frac{h(y)}{h(x)} dy = \int_{1-x}^1 a \frac{h(y)}{h(x)} dy = \frac{a}{h(x)} \int_{1-x}^1 h(y) dy.$$

In other words, the function h should solve the following Volterra equation of the second kind:

$$h(x) = a \int_{1-x}^1 h(y) dy.$$

This equation has a unique solution [17] (up to the choice of scale factor a) and it is easy to verify that

$$h(x) = \sin\left(\frac{\pi}{2}x\right)$$

solves the equation with $a = \frac{\pi}{2}$, so it must be the unique solution.² So the conditional probability density function should be

$$f_x(y) = \mathbf{1}_{\{y \geq 1-x\}} \frac{\pi \sin\left(\frac{\pi}{2}y\right)}{2 \sin\left(\frac{\pi}{2}x\right)}. \quad (8)$$

²To derive this solution, rather than simply verifying that it is a solution, extend h to a periodic function on $[-2, 2]$ and expand it in terms of its Fourier series.

Integrating yields the conditional cumulative distribution function

$$F_x(y) = \mathbf{1}_{\{y \geq 1-x\}} \left(1 - \frac{\cos\left(\frac{\pi}{2}y\right)}{\sin\left(\frac{\pi}{2}x\right)} \right).$$

But now it is clear how to sample from this distribution: if $U \sim U[0, 1]$, then $F_x^{-1}(U)$ will have cumulative distribution function F_x . After some simplification using the fact that sine and cosine differ by a phase shift,

$$F_x^{-1}(U) = 1 - \frac{2}{\pi} \arcsin \left((1 - U) \sin \left(\frac{\pi}{2}x \right) \right).$$

If $U \sim U[0, 1]$, then so is $1 - U$, and it follows that the random variable

$$1 - \frac{2}{\pi} \arcsin \left(U \sin \left(\frac{\pi}{2}x \right) \right)$$

has cumulative distribution function F_x , as desired.

This then motivates Marchal's algorithm for sampling from $\mathcal{P}_n(1)$, which we state as [Algorithm 1](#).

Algorithm 1 $\mathcal{P}_n(1)$ Sampling

```

procedure CONFINEDPOLYTOPESAMPLE( $n$ ) ▷ Generate point in  $\mathcal{P}_n(1)$ 
  repeat
     $d_1 \leftarrow \text{UNIFORMRANDOM}([0, 1])$ 
    for  $i = 1$  to  $n - 4$  do
       $u_{i+1} \leftarrow \text{UNIFORMRANDOM}([0, 1])$ 
       $d_{i+1} \leftarrow 1 - \frac{2}{\pi} \arcsin(u_{i+1} \sin(\frac{\pi}{2}d_i))$ 
    end for
     $\alpha \leftarrow \frac{\sin(\frac{\pi}{2}d_{n-3})}{\sin(\frac{\pi}{2}d_1)}$ 
     $t \leftarrow \text{UNIFORMRANDOM}([0, 1])$ 
    if  $t < \frac{1}{\alpha + \alpha^{-1}}$  then
       $(d_1, \dots, d_{n-3}) \leftarrow (d_{n-3}, \dots, d_1)$ 
    end if
  until  $t < \frac{2}{\alpha + \alpha^{-1}}$ 
  return  $(d_1, \dots, d_{n-3})$ 
end procedure

```

The preceding discussion, which is basically just a recapitulation of Marchal's paper, justifies the correctness of this algorithm:

Theorem 4 (Marchal [57]). *Algorithm 1 generates random points in $\mathcal{P}_n(1)$ according to Lebesgue measure. The rejection probability $1 - \frac{2}{\alpha + \alpha^{-1}}$ is bounded above by $1 - \frac{2}{3\pi} \approx 0.787$, so the average complexity is $\Theta(n)$.*

We do not prove the bound on the rejection probability here; see Marchal's paper for details. Marchal also showed that the rejection probability converges to $1 - \frac{8}{\pi^2} \approx 0.1894$ as n gets large, and in practice we see that this convergence is very rapid: see [Figure 2](#) (left).

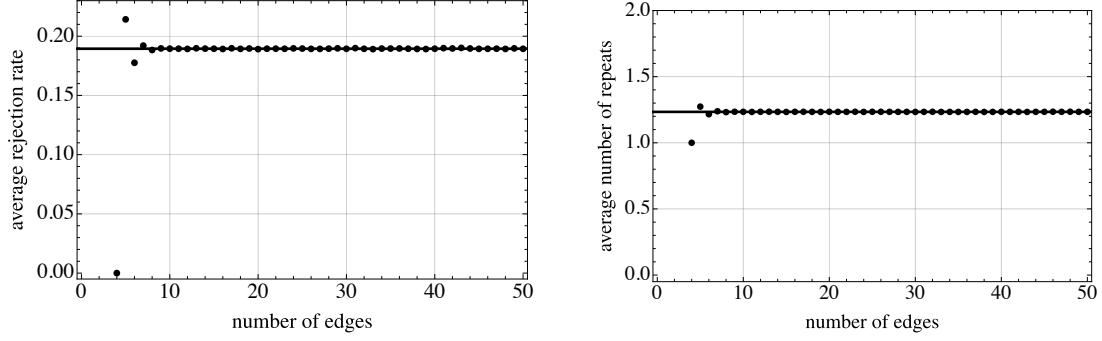


Figure 2: Left: Average rejection probabilities when generating 1,000,000 random points in $\mathcal{P}_n(1)$ with $n = 4, \dots, 50$ (dots), compared to the asymptotic limit $1 - \frac{8}{\pi^2} \approx 0.1894$ (black line). Right: Average number of repeats of the main loop in [Algorithm 1](#) when generating 1,000,000 random points in $\mathcal{P}_n(1)$ for the same range of n (dots), compared to the estimate $\frac{\pi^2}{8} \approx 1.2337$ (black line).

Therefore, approximating the rejection probability by the asymptotic value $1 - \frac{8}{\pi^2}$, the expected number of times we have to repeat the main loop in [Algorithm 1](#) is

$$\frac{1}{\pi^2/8} \sum_{i=1}^{\infty} i \left(1 - \frac{8}{\pi^2}\right)^{i-1} = \frac{\pi^2}{8} \approx 1.2337,$$

which matches what we see in practice very closely: see [Figure 2](#) (right).

Combining [Algorithm 1](#) with [Theorem 2](#) using the (linear-time) reconstruction procedure illustrated in [Figure 1](#) yields [Algorithm 2](#) for sampling from $\widehat{\text{Pol}}(n; 1)$.

Algorithm 2 Confined Polygons from Order Polytopes (CPOP) Sampling

```

procedure CONFINEDSAMPLE( $n$ )                                 $\triangleright$  Generate confined equilateral  $n$ -gon
  ( $d_1, \dots, d_{n-3}$ )  $\leftarrow$  CONFINEDPOLYTOPESAMPLE( $n$ )
  for  $i = 1$  to  $n - 3$  do
     $\theta_i \leftarrow$  UNIFORMRANDOM( $[0, 2\pi)$ )
  end for
  Reconstruct polygon  $P$  from diagonals  $d_1, \dots, d_{n-3}$  and dihedrals  $\theta_1, \dots, \theta_{n-3}$ .
  return  $P$ 
end procedure

```

Theorem 5. [Algorithm 2](#) generates random polygons in $\widehat{\text{Pol}}(n; 1)$ with average time complexity $\Theta(n)$.

[Figure 3](#) shows the time needed to generate 1,000,000 random n -gons on an Apple M1 Ultra personal computer using 16 parallel CPU threads with a reference implementation of [Algorithm 2](#) written as a compiled *Mathematica* function. This implementation is available on Github [\[80\]](#) and is also included in the supplementary information for this paper.

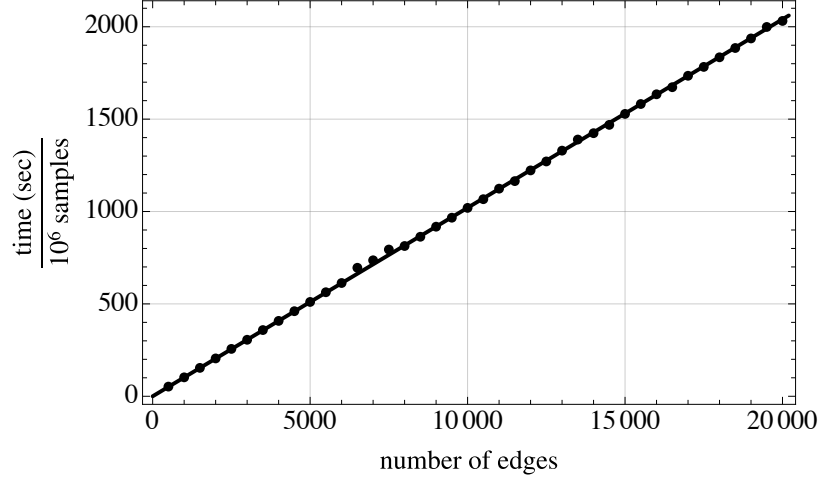


Figure 3: Time per million samples for n -gons from $n = 500$ to $n = 20,000$ in steps of 500. The fitted line has slope 0.102 (with $R^2 > 0.9999$).

4.1 Equilibrium Distribution of Chord Lengths

As Marchal observes, the invariant measure of the Markov chain x_1, x_2, \dots generated by the conditional density (8) is given by

$$\mu(A) = \int_A (1 - \cos(\pi y)) dy$$

for any Borel set A .

To see this, recall that $1 - \cos(\pi y) = 2 \sin^2\left(\frac{\pi}{2}y\right)$ and compute for any Borel set A

$$\begin{aligned} \int_{[0,1]} P_x(A) \mu(dx) &= \int_0^1 \left[\int_A \mathbf{1}_{\{y \geq 1-x\}} \frac{\pi \sin\left(\frac{\pi}{2}y\right)}{2 \sin\left(\frac{\pi}{2}x\right)} dy \right] 2 \sin^2\left(\frac{\pi}{2}x\right) dx \\ &= \int_A \left[\int_{1-y}^1 \frac{\pi}{2} \sin\left(\frac{\pi}{2}x\right) dx \right] 2 \sin\left(\frac{\pi}{2}y\right) dy = \int_A 2 \sin^2\left(\frac{\pi}{2}y\right) dy = \mu(A). \end{aligned}$$

When n is large, this means the x_i generated by [Algorithm 1](#) (and hence also the d_i) will be distributed according to μ .

Corollary 6. *When n is large the density of the d_i generated by [Algorithm 1](#) is asymptotic to*

$$f(t) = 1 - \cos(\pi t).$$

In particular, when n is large the average of the chord lengths (d_1, \dots, d_{n-3}) is asymptotic to

$$\frac{1}{2} + \frac{2}{\pi^2} \approx 0.7026.$$

We see these asymptotics in practice, even when n is not particularly large: see [Figures 4 and 7](#).

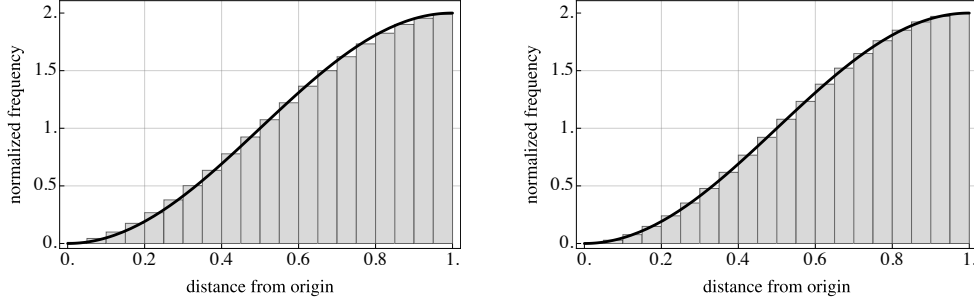


Figure 4: For (left) $n = 20$ and $N = 1$ million and (right) $n = 20,000$ and $N = 10,000$, we generated N samples of (d_1, \dots, d_{n-3}) with [Algorithm 1](#). The plots show the histograms of the resulting $N(n-3)$ numbers (i.e., all the d_i for all the samples, treated as a single pool of numbers), in both cases plotted against the asymptotic density $f(t) = 1 - \cos(\pi t)$.

5 A Combinatorial Digression

5.1 Entringer Numbers

We now take a digression into some combinatorial results which will help us to determine expected chord lengths in random confined polygons. First, recall the definition of an Entringer number [\[5, 41, 52, 70, 76\]](#):

Definition 7. Let $0 \leq k \leq n$ and define the *Entringer number* $E_{n,k}$ as the number of (down-up) alternating permutations τ of $\{1, \dots, n+1\}$ with $\tau(1) = k+1$.

This indexing is chosen, in part, so that $E_{n,n} = E_n$, where we recall that the Euler number E_n counts the number of alternating (or reverse-alternating) permutations of $\{1, \dots, n\}$. Unfortunately, this means that $E_{n,k}$ and E_n are counts of permutations on different base sets, but these notational conventions seem quite standard in the literature and we do not propose to change them here.

See Conway and Guy [\[26, p. 110\]](#), Millar, Sloane, and Young [\[62\]](#), Henry and Wanner [\[48\]](#), Stanley [\[82, Section 2\]](#), and [A008280/A008281/A008282](#) in OEIS [\[66\]](#) for more on Entringer numbers, which satisfy the following recurrence (see, e.g., [\[84, Exercise 1.141\]](#)):

$$E_{0,0} = 1, \quad E_{n,0} = 0 \text{ for } n \geq 1, \quad E_{n+1,k+1} = E_{n+1,k} + E_{n,n-k} \text{ for } n \geq k \geq 0. \quad (9)$$

In fact, Entringer [\[41\]](#) showed that the Entringer numbers have the following formula in terms of Euler numbers:

$$E_{n,k} = \sum_{r=0}^{\lfloor (k-1)/2 \rfloor} (-1)^r \binom{k}{2r+1} E_{n-2r-1}. \quad (10)$$

An exponential generating function for the classical Entringer numbers is also known:

Proposition 8 (see Graham, Knuth, and Patashnik [\[46, Exercise 6.75\]](#) and Stanley [\[82, \(2.2\)\]](#)).

$$\sum_{m,n=0}^{\infty} E_{m+n,[m,n]} \frac{x^m}{m!} \frac{y^n}{n!} = \frac{\cos x + \sin x}{\cos(x+y)},$$

where $[m, n] = \begin{cases} m & \text{if } m + n \text{ odd} \\ n & \text{if } m + n \text{ even.} \end{cases}$

If we sum the Entringer numbers $E_{n,k}$ over k , we get the count of all alternating permutations on $\{1, \dots, n+1\}$:

$$E_{n+1} = \sum_{k=0}^n E_{n,k}. \quad (11)$$

5.2 Augmented Zigzag Posets

Now we describe a poset whose number of linear extensions is related to expected values of chord lengths in confined polygons.

Definition 9. Let $Z_{n,i}$ be the poset with ground set $\{0, \dots, n\}$ and partial order given by

$$0 \preceq i, \quad i \succeq i-1 \preceq i-2 \succeq \dots (\preceq \succeq) 1, \quad i \succeq i+1 \preceq i+2 \succeq \dots (\preceq \succeq) n,$$

where the direction of the inequalities at the ends of the chain depend on the parity of i and $n-i$: if i is odd, then $2 \preceq 1$, and if i is even, then $2 \succeq 1$; if $n-i$ is odd, then $n-1 \succeq n$, and if $n-i$ is even, then $n-1 \preceq n$. The Hasse diagram for $Z_{n,i}$ is shown in Figure 5, and the Hasse diagrams for each of the $Z_{4,i}$ are shown in Figure 6. We call $Z_{n,i}$ an *augmented zigzag poset*.

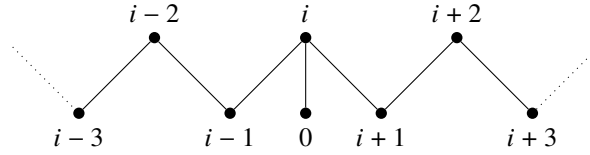


Figure 5: Hasse diagram for the poset $Z_{n,i}$.

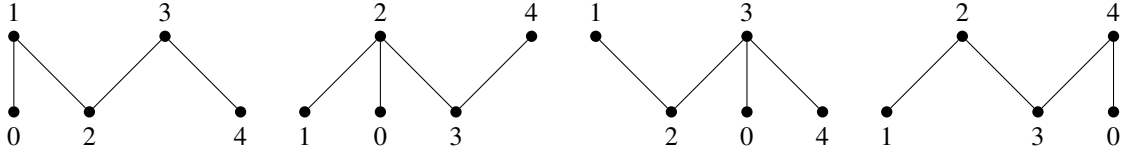


Figure 6: Hasse diagrams for the posets $Z_{4,i}$ for $i = 1, 2, 3, 4$.

If we remove 0 from the ground set of $Z_{n,i}$, the resulting induced poset is (if i is even) Stanley's *zigzag poset* Z_n [84, Exercise 3.66] or (if i is odd) the opposite Z_n^{op} of the zigzag poset. Recall that the zigzag poset has ground set $\{1, \dots, n\}$ and cover relations given by $k \preceq k+1$ if k is odd and $k \succeq k+1$ if k is even.

By reversing the order of the labels, $Z_{n,i}$ is equivalent to $Z_{n,n+1-i}$ for all n and all $1 \leq i \leq n$. Also, $Z_{n,1}$ (and hence also $Z_{n,n}$) is equivalent to Z_{n+1} .

Let $\Gamma_{n,i}$ be the cover graph of $Z_{n,i}$ (i.e., ignoring all order information from the Hasse diagram). Then $\Gamma_{n,1}$, $\Gamma_{n,2}$, and $\Gamma_{n,3}$ are copies of the Dynkin diagrams A_{n+1} , D_{n+1} , and E_{n+1} , respectively.

Notation. For a poset $P = (X, \preceq)$, let $e(P)$ denote the number of linear extensions of P ; that is, the number of total orders on X compatible with \preceq .

Example. Let Z_n be the zigzag poset. Then $e(Z_n) = E_n$ [84, Exercise 3.66(c)]. Hence, $e(Z_{n,1}) = E_{n+1} = e(Z_{n,n})$.

5.3 The Number of Linear Extensions of $Z_{n,i}$

In Section 6, we will relate expected values of the chord lengths d_i to the $e(Z_{n,i})$, so it would be nice to be able to compute these numbers. In general, the problem of computing the number of linear extensions of a poset is $\#P$ -complete [16, 56], but Atkinson [8] showed that there is an $O(n^2)$ algorithm for computing the number of linear extensions of any poset of size n whose cover graph is a tree. Since $\Gamma_{n,i}$ is a tree, Atkinson's result applies and, by unpacking the algorithm a bit, we will get a formula for $e(Z_{n,i})$ in terms of Entringer numbers, for which we have the recurrence (9), the explicit formula (10) in terms of Euler numbers, and the exponential generating function given in Proposition 8.

To explain Atkinson's algorithm, we introduce some terminology.

Definition 10. Suppose $P = (X, \preceq)$ is a poset, where X is a finite set of cardinality m . If $\alpha \in X$, the α -spectrum of P is the sequence $(\lambda_1, \dots, \lambda_m)$ where λ_i is the number of linear extensions of P so that α has rank i in the total ordering.

Proposition 11 (Atkinson [8, Lemma 1]). *Let $P = (X, \preceq_P)$ and $Q = (Y, \preceq_Q)$ be disjoint posets of sizes p and q , respectively. Let $\alpha \in X$ and $\beta \in Y$, let $(\lambda_1, \dots, \lambda_p)$ be the α -spectrum of P , and let (μ_1, \dots, μ_q) be the β -spectrum of Q . Consider the poset $R = (X \cup Y, \preceq)$ whose covering relations are those of P and Q together with the relation $\alpha \preceq \beta$. Then the α -spectrum of R is $(\nu_1, \dots, \nu_{p+q})$ where*

$$\nu_k = \sum_{i=\max\{1, k-q\}}^{\min\{p, k\}} \lambda_i \binom{k-1}{i-1} \binom{p+q-k}{p-i} \sum_{j=k-i+1}^q \mu_j.$$

Then Atkinson's algorithm consists of splitting the cover graph of the poset (which, again, is a tree) at some vertex and recursively computing the spectra of each side, then computing the ν_k with Proposition 11 and summing over k .

Consider Z_{m+1} , the zigzag poset. This is the poset on $\{1, \dots, m+1\}$ with $1 \preceq 2 \succeq 3 \preceq \dots$. Then the 1-spectrum of Z_{m+1} consists of counts of the number of reverse-alternating permutations τ of $\{1, \dots, m+1\}$ with $\tau(1)$ specified. Since the reverse map $\tau \mapsto \bar{\tau}$ defined by $\bar{\tau}(i) := m+2 - \tau(i)$ sends reverse-alternating permutations to alternating permutations, these are counted by Entringer numbers:

Lemma 12. *The 1-spectrum of Z_{m+1} is*

$$(E_{m,m}, \dots, E_{m,0});$$

that is, the r th term in the 1-spectrum is $E_{m,m+1-r}$.

Summing gives the number of linear extensions of Z_{m+1} , which we know is the Euler number E_{m+1} , so this just recapitulates the identity (11).

Now we will compute the 2-spectrum of Z_{m+1} :

Proposition 13. *The r th term in the 2-spectrum of Z_{m+1} is*

$$(r-1)E_{m-1,r-2}.$$

Proof. Equivalently, we are counting the number of reverse-alternating permutations τ on $\{1, \dots, m+1\}$ with $\tau(2) = r$. But, by dropping 1 from the domain and $\tau(1)$ from the range and then shifting indices and values down to fill these gaps, we get an alternating permutation $\tilde{\tau}$ on $\{1, \dots, m\}$ with $\tilde{\tau}(1) = r-1$. There are $E_{m-1,r-2}$ such induced permutations and the map $\tau \mapsto \tilde{\tau}$ is $(r-1)$ -to-1 since $\tilde{\tau}$ can be uniquely extended to a valid τ once we have chosen $\tau(1) < \tau(2) = r$. This proves the result. \square

Summing Proposition 13 over r once again gives the number of linear extensions of Z_{m+1} , namely E_{m+1} . So, re-indexing with $n = m-1$ and $k = r-2$, this implies the following result which we have not been able to find in the literature:

Corollary 14. *For all $n \geq 1$,*

$$\sum_{k=1}^n (k+1)E_{n,k} = E_{n+2}. \quad (12)$$

As an immediate corollary, we can compute the expected value of $\tau(1)$ when τ is an alternating permutation:

Corollary 15. *The average of $\tau(1)$ over all alternating permutations on $\{1, \dots, n\}$ is*

$$\mathbb{E}[\tau(1) \mid \tau \in AP_n] = \frac{E_{n+1}}{E_n} \sim \frac{2}{\pi}(n+1).$$

Proof. Since there are E_n alternating permutations,

$$\mathbb{E}[\tau(1) \mid \tau \in AP_n] = \frac{1}{E_n} \sum_{\tau \in AP_n} \tau(1) = \frac{1}{E_n} \sum_{k=1}^{n-1} (k+1)E_{n-1,k} = \frac{E_{n+1}}{E_n},$$

where we used Corollary 14 for the last equality. The asymptotic estimate then follows from (4). \square

Alternating permutations have $\lfloor \frac{n}{2} \rfloor$ descents, and Conger [25] proved that the expectation of $\tau(1)$ over all permutations with $\lfloor \frac{n}{2} \rfloor$ descents is exactly $\lfloor \frac{n}{2} \rfloor + 1$. This is slightly smaller than the expectation $\frac{E_{n+1}}{E_n} \sim \frac{2}{\pi}(n+1)$ for alternating descents, which makes sense: an alternating permutation *must* start with a descent, so the first entry should tend to be slightly larger than average.

We now have all the necessary tools in place to compute the spectrum of $Z_{n,i}$, which will lead to a formula for $e(Z_{n,i})$.

Proposition 16. *Assume $1 < i$. Letting $\alpha = i-1$, the r th term in the α -spectrum of $Z_{n,i}$ is*

$$\sum_{j=\max\{1, r-(n-i+2)\}}^{\min\{i-1, r\}} E_{i-2, i-1-j} \binom{r-1}{j-1} \binom{n+1-r}{i-1-j} \sum_{k=r-j+1}^{n-i+2} (k-1)E_{n-i, k-2}.$$

		$e(Z_{n,i})$									
$n \backslash i$		1	2	3	4	5	6	7	8	9	10
1		1									
2		2	2								
3		5	6	5							
4		16	18	18	16						
5		61	70	66	70	61					
6		272	310	298	298	310	272				
7		1385	1582	1511	1540	1511	1582	1385			
8		7936	9058	8670	8780	8780	8670	9058	7936		
9		50521	57678	55168	55986	55630	55986	55168	57678	50521	
10		353792	403878	386394	391846	390176	390176	391846	386394	403878	353792

Table 1: The number of linear extensions of $Z_{n,i}$ for $1 \leq i \leq n \leq 10$. Up to index shifts (and dropping some leading terms), the first column is [A000111](#), the second column is [A131281](#), and the third column is [A131611](#) (or [A131656](#)) in OEIS [66]. The values in these three columns agree (as [Proposition 19](#) says they must) with the principal numbers of A_{n+1} , D_{n+1} , and E_{n+1} computed by Sano [75].

Proof. The poset $Z_{n,i}$ has elements $\{0, 1, \dots, n\}$. We will compute the spectrum using [Proposition 11](#) with P being the induced poset on $\{1, \dots, i-1\}$, and Q being the induced poset on $\{0, i, \dots, n\}$ (this is where we use the assumption $1 < i$, since otherwise P is empty). Thus, $\beta = i$.

After reversing the order of the indices, P is just a copy of Z_{i-1} , and we know from [Lemma 12](#) that the 1-spectrum of Z_{i-1} (and hence the α -spectrum of P) has j th term

$$\lambda_j = E_{i-2, i-1-j}.$$

On the other hand, Q is a copy of Z_{n-i+2} , where 0 is identified with the element 1 in Z_{n-i} and $\beta = i$ is identified with 2. So then [Proposition 13](#) computes the β -spectrum of Q , which has k th term

$$\mu_k = (k-1)E_{n-i, k-2}.$$

Plugging the λ_j and μ_k into [Proposition 11](#) gives the result. \square

Finally, we can sum terms to get the number of linear extensions of $Z_{n,i}$ in terms of Entringer numbers:

Corollary 17.

$$e(Z_{n,i}) = \sum_{r=1}^{n+1} \sum_{j=\max\{1, r-(n-i+2)\}}^{\min\{i-1, r\}} E_{i-2, i-1-j} \binom{r-1}{j-1} \binom{n+1-r}{i-1-j} \sum_{k=r-j+1}^{n-i+2} (k-1)E_{n-i, k-2}.$$

For $n \leq 10$, the values of $e(Z_{n,i})$ are shown in [Table 1](#).

5.4 A Recursive Formula for $e(Z_{n,i})$

As an alternative to [Corollary 17](#), we now construct a recursive formula for $e(Z_{n,i})$ using ideas of Saito [\[74\]](#).

Definition 18 (Saito [\[74\]](#)). Let Γ be a tree. Any orientation \mathfrak{o} on Γ determines a poset $P_{\mathfrak{o}}$ whose ground set consists of the vertices of Γ and whose cover relations are determined by the orientation. The *principal number* of Γ is

$$\sigma(\Gamma) := \max\{e(P_{\mathfrak{o}}) : \mathfrak{o} \text{ is an orientation on } \Gamma\}.$$

Saito proved that the orientations on a tree Γ which maximize $e(P_{\mathfrak{o}})$ are the two bipartite (or principal) orientations, namely those with no directed path of length 2. In particular, one of the principal orientations on $\Gamma_{n,i}$ induces the poset $Z_{n,i}$, proving the following:

Proposition 19. For $1 \leq i \leq n$,

$$e(Z_{n,i}) = \sigma(\Gamma_{n,i}).$$

Saito gave a recursive expression for $\sigma(\Gamma)$ which was refined by Sano [\[75\]](#) as follows:

Proposition 20 (Sano [\[75, Corollary 2.2\]](#)). For a tree Γ with vertex set V ,

$$\sigma(\Gamma) = \frac{1}{2} \sum_{v \in V} \left[\prod_{k=1}^{c_v} \binom{|\Gamma| - 1 - \sum_{i=1}^{k-1} |\Gamma_v^{(i)}|}{|\Gamma_v^{(k)}|} \right] \prod_{k=1}^{c_v} \sigma(\Gamma_v^{(k)}),$$

where the $\Gamma_v^{(k)}$ with $k = 1, \dots, c_v$ are the connected components of the graph $\Gamma \setminus \{v\}$.

Since we know from [Proposition 19](#) that $e(Z_{n,i}) = \sigma(\Gamma_{n,i})$, a straightforward but tedious calculation yields a recursive formula for $e(Z_{n,i})$:

Corollary 21. For $1 < i \leq n$,

$$e(Z_{n,i}) = \frac{1}{2} \left[E_n + e(Z_{n-1,i-1}) + \sum_{j=2}^{i-1} \binom{n}{j-1} E_{j-1} e(Z_{n-j,i-j}) + n \binom{n-1}{i-1} E_{i-1} E_{n-i} + \sum_{\ell=i+1}^n \binom{n}{\ell} e(Z_{\ell-1,i}) E_{n-\ell} \right]. \quad (13)$$

It is not clear what $Z_{m,i}$ should mean when $m < i$, but—following Sano’s example [\[75\]](#)—it is possible to assign values of $e(Z_{m,i})$ for $m < i$ so that the recursive expression in [Corollary 21](#) simplifies to

$$e(Z_{n,i}) = \frac{1}{2} \sum_{\ell=1}^n \binom{n}{\ell} e(Z_{\ell-1,i}) E_{n-\ell} \quad (14)$$

for $n \geq i$. Notice that the coefficient of E_{n-i} in (13) is $n \binom{n-1}{i-1} E_{i-1} = \binom{n}{i} i E_{i-1}$, so we will automatically assign $e(Z_{i-1,i}) := i E_{i-1}$. Moreover, expanding the $e(Z_{n-j,i-j})$ terms in the first sum in (13), we see that there is no $E_{n-(i-1)}$ term, so we will assign $e(Z_{i-2,i}) := 0$.

Therefore, (cf. [\[62\]](#)), the exponential generating function f_i of the sequence $e(Z_{0,i}), e(Z_{1,i}), \dots$ has the form

$$f'_i(x) = \frac{1}{2} f_i(x) (\sec x + \tan x) + p_i(x), \quad (15)$$

where p_i is a polynomial of degree $i - 1$. Using $e(Z_{i-2,i}) = 0$, $e(Z_{i-1,i}) = iE_{i-1}$, and $e(Z_{i+j,i}) = e(Z_{i+j,j+1})$ for $j = 0, \dots, i - 2$, we can deduce $i + 1$ initial conditions

$$f_i^{(i-1)}(0) = 0, \quad f_i^{(i)}(0) = iE_{i-1}, \quad \text{and} \quad f_i^{(i+j+1)}(0) = e(Z_{i+j,j+1}) \text{ for } j = 0, \dots, i - 2. \quad (16)$$

These are enough to allow us to uniquely solve (15) for the exponential generating function f_i for any particular i , though we have not been able to find a general expression for $p_i(x)$.

5.5 Generalized Entringer Numbers

As our final excursion in pure combinatorics, we define generalized Entringer numbers and show that they satisfy an analog of [Corollary 14](#). This will then provide the connection in [Section 6](#) between the expected values of the chord lengths d_i and the $e(Z_{n,i})$.

Definition 22. Let $1 \leq i \leq n + 1$, $0 \leq k \leq n$, and define the *generalized Entringer number* $E_{n,k}^{(i)}$ as follows. If i is odd, let $E_{n,k}^{(i)}$ be the number of alternating permutations $\tau \in S_{n+1}$ with $\tau(i) = k + 1$; if i is even, let $E_{n,k}^{(i)}$ be the number of reverse-alternating permutations $\tau \in S_{n+1}$ with $\tau(i) = k + 1$.

Note that $E_{n,k}^{(1)} = E_{n,k}$, so this is a generalization of the Entringer numbers.

While the generalized Entringer numbers do not seem to be well-studied, so we don't know much about them, they certainly satisfy the analog of (11): for any $1 \leq i \leq n + 1$,

$$E_{n+1} = \sum_{k=0}^n E_{n,k}^{(i)}. \quad (17)$$

Our main reason for defining the generalized Entringer numbers is the following generalization of [Corollary 14](#):

Theorem 23.

$$\sum_{k=1}^n k E_{n-1,k-1}^{(i)} = e(Z_{n,i}).$$

Proof. Suppose σ is a linear extension of $Z_{n,i}$; that is, $\sigma : \{0, \dots, n\} \rightarrow \{0, \dots, n\}$ is an order-preserving bijection: $\sigma(i) \leq \sigma(j)$ if $i \leq j$. If we remove 0 from the ground set of $Z_{n,i}$ and define $\tilde{\sigma} : \{1, \dots, n\} \rightarrow \{1, \dots, n\}$ by

$$\tilde{\sigma}(i) = \begin{cases} \sigma(i) + 1 & \text{if } \sigma(i) < \sigma(0) \\ \sigma(i) & \text{else,} \end{cases}$$

then $\tilde{\sigma}$ is a linear extension of the zigzag poset Z_n (if i is odd) or its opposite Z_n^{op} (if i is even).

In other words, the mapping $R : \sigma \mapsto \tilde{\sigma}$ gives a surjective map from the set of linear extensions of $Z_{n,i}$ to the set of linear extensions of either Z_n or Z_n^{op} . Of course, R is not injective; for example, if $n = 2$ and $i = 1$, both $\sigma_1 : (0, 1, 2) \mapsto (0, 2, 1)$ and $\sigma_2 : (0, 1, 2) \mapsto (1, 2, 0)$ map to the same alternating permutation $\tilde{\sigma} : (1, 2) \mapsto (2, 1)$.

So how many σ are in the preimage of a given $\tilde{\sigma}$? The only freedom is in the choice of $\sigma(0)$, and the only constraint is that $\sigma(0) < \sigma(i) = \tilde{\sigma}(i)$, so there are $\tilde{\sigma}(i)$ possible choices for $\sigma(0)$, namely $0, \dots, \tilde{\sigma}(i) - 1$.

Therefore, each of the $E_{n-1,k-1}^{(i)}$ (alternating or reverse-alternating) permutations $\tilde{\sigma}$ in the range of R with $\tilde{\sigma}(i) = k$ have k preimages, so

$$\sum_{k=1}^n k E_{n-1,k-1}^{(i)}$$

must equal the total number of elements in the domain of R , which is exactly $e(Z_{n,i})$. \square

Unlike [Corollaries 17](#) and [21](#), [Theorem 23](#) does not seem to be of much practical use for computing $e(Z_{n,i})$, but it will be an essential piece of our proof of [Theorem 29](#), which relates the expected values of the d_i to the $e(Z_{n,i})$.

Before we get to that, one last combinatorial observation: we can use the same proof as in [Corollary 15](#) to show that [Theorem 23](#) implies the following:

Corollary 24. *If i is odd, the average of $\tau(i)$ over all alternating permutations on $\{1, \dots, n\}$ is*

$$\mathbb{E}[\tau(i) \mid \tau \in AP_n] = \frac{e(Z_{n,i})}{E_n}.$$

If i is even, the average of $\tau(i)$ over all reverse alternating permutations on $\{1, \dots, n\}$ is

$$\mathbb{E}[\tau(i) \mid \tau \in RP_n] = \frac{e(Z_{n,i})}{E_n}.$$

Similarly, if τ is an alternating permutation, then its reverse $\bar{\tau}$ is reverse-alternating, so linearity of expectations implies

$$\mathbb{E}[\tau(i) \mid \tau \in AP_n] = n + 1 - \mathbb{E}[\tau(i) \mid \tau \in RP_n],$$

which proves:

Corollary 25. *If i is even, the average of $\tau(i)$ over all alternating permutations on $\{1, \dots, n\}$ is*

$$\mathbb{E}[\tau(i) \mid \tau \in AP_n] = n + 1 - \frac{e(Z_{n,i})}{E_n}.$$

If i is odd, the average of $\tau(i)$ over all reverse alternating permutations on $\{1, \dots, n\}$ is

$$\mathbb{E}[\tau(i) \mid \tau \in RP_n] = n + 1 - \frac{e(Z_{n,i})}{E_n}.$$

6 Expected Chord Lengths

We return to confined polygons and consider the question: what is the expected value of $d_i = |v_{i+2} - v_1|$ as a function on the space $\widehat{\text{Pol}}(n; 1)$ of equilateral polygons in rooted spherical confinement of radius 1?

Since the vector (d_1, \dots, d_{n-3}) is distributed according to (normalized) Lebesgue measure on $\mathcal{P}_n(1)$,

$$\mathbb{E}[(d_1, \dots, d_{n-3})] = (\mathbb{E}[d_1], \dots, \mathbb{E}[d_{n-3}])$$

is exactly the center of mass of $\mathcal{P}_n(1)$. If we want to compute the center of mass of $\mathcal{P}_n(1)$, it is enough to compute the center of mass \bar{x} of the order polytope $O_{n-3} = \varphi(\mathcal{P}_n(1))$, since then

$$\mathbb{E}[(d_1, \dots, d_{n-3})] = \varphi(\bar{x})$$

(recall that φ is an involution, so $\varphi = \varphi^{-1}$). The map φ fixes coordinates of odd index, so we record the following observation:

Lemma 26. *For i odd,*

$$\mathbb{E}[d_i] = \bar{x}_i.$$

Similarly, the map $\varphi \circ \psi$ fixes coordinates of even index. This map sends $\mathcal{P}_n(1)$ to the polytope

$$\mathcal{U}_{n-3} := \{(y_1, \dots, y_{n-3}) \in [0, 1]^{n-3} : y_1 \leq y_2 \geq y_3 \leq y_4 \geq \dots\},$$

which is the order polytope of Z_{n-3}^{op} , the opposite of the zigzag poset. Analogously to \mathcal{U}_{n-3} , any map $\sigma : \mathcal{U}_{n-3} \rightarrow \{1, \dots, n-3\}$ is order-preserving if and only if the permutation $i \mapsto \sigma(y_i)$ is reverse-alternating, and hence \mathcal{U}_{n-3} decomposes into orthoschemes

$$\Delta_\tau = \{(y_1, \dots, y_{n-3}) \in [0, 1]^{n-3} : y_{\tau^{-1}(1)} \leq y_{\tau^{-1}(2)} \leq \dots \leq y_{\tau^{-1}(n-3)}\} \subset \mathcal{U}_{n-3} \quad (18)$$

indexed by reverse-alternating permutations.

Let \bar{y} be the center of mass of \mathcal{U}_{n-3} . Analogously to [Lemma 26](#) we have

Lemma 27. *For i even,*

$$\mathbb{E}[d_i] = \bar{y}_i.$$

These interpretations are not obviously helpful, since computing the centroid of a convex polytope is $\#P$ -hard, even when the polytope is an order polytope [\[71\]](#). However, we have unimodular triangulations of O_{n-3} and \mathcal{U}_{n-3} into the orthoschemes Δ_τ defined in [\(3\)](#) and [\(18\)](#), so the center of mass of O_{n-3} is the mean of the centers of masses of the orthoschemes:

$$\bar{x} = \frac{1}{E_{n-3}} \sum_{\tau \in AP_{n-3}} m(\Delta_\tau), \quad (19)$$

where $m(\Delta_\tau)$ is the center of mass of Δ_τ , and similarly

$$\bar{y} = \frac{1}{E_{n-3}} \sum_{\tau \in RP_{n-3}} m(\Delta_\tau). \quad (20)$$

In turn, the center of mass of a simplex is simply the center of mass of its vertices (see Krantz, McCarthy, and Parks [\[54\]](#) for much more on centroids of simplices), so

$$m(\Delta_\tau) = \frac{1}{n-2} \sum_{v \text{ a vertex of } \Delta_\tau} v. \quad (21)$$

A vertex $v = (v_1, \dots, v_{n-3})$ of an orthoscheme Δ_τ is determined by assignments of 0s and 1s to the coordinates that satisfy the system of inequalities

$$v_{\tau^{-1}(1)} \leq v_{\tau^{-1}(2)} \leq \dots \leq v_{\tau^{-1}(n-3)}.$$

Clearly, then, only one vertex (namely $(1, \dots, 1)$) can have $v_{\tau^{-1}(1)} = 1$, only two can have $v_{\tau^{-1}(2)} = 1$, etc. In other words:

Lemma 28. Let $\tau \in S_{n-3}$ be a permutation, and let Δ_τ be the corresponding orthoscheme. Then $\tau(i)$ of the vertices of Δ_τ have i th coordinate equal to 1.

Combining this lemma with (19) and (21) yields

$$\bar{x}_i = \frac{1}{(n-2)E_{n-3}} \sum_{\tau \in AP_{n-3}} \tau(i).$$

In turn, if i is odd then there are $E_{n-4,k-1}^{(i)}$ alternating permutations with $\tau(i) = k$, so we can re-write the above sum as

$$\bar{x}_i = \frac{1}{(n-2)E_{n-3}} \sum_{k=1}^{n-3} k E_{n-4,k-1}^{(i)} = \frac{e(Z_{n-3,i})}{(n-2)E_{n-3}}$$

by Theorem 23. Similarly, when i is even we have

$$\bar{y}_i = \frac{1}{(n-2)E_{n-3}} \sum_{k=1}^{n-3} k E_{n-4,k-1}^{(i)} = \frac{e(Z_{n-3,i})}{(n-2)E_{n-3}}.$$

Combined with Lemmas 26 and 27, this tells us the expected values of the d_i :

Theorem 29. The expected value of the i th chordlength d_i of a random confined equilateral polygon is

$$\mathbb{E}[d_i] = \frac{e(Z_{n-3,i})}{(n-2)E_{n-3}}.$$

Note that the denominator is [A065619](#) in OEIS [66].

For example, we know that $e(Z_{n-3,1}) = e(Z_{n-3,n-3}) = E_{n-2}$, so we see that average first and last chord lengths are

$$\mathbb{E}[d_1] = \mathbb{E}[d_{n-3}] = \frac{E_{n-2}}{(n-2)E_{n-3}} \sim \frac{2}{\pi} \approx 0.6366$$

using the asymptotic expansion (4).

More generally, we can use Sano's exponential generating functions for $e(Z_{n,1})$, $e(Z_{n,2})$, and $e(Z_{n,3})$ [75] and straightforward generalizations to slightly bigger i given by using Corollary 21 or solving (15) and (16) to prove the following asymptotics for a few of the $\mathbb{E}[d_i]$:

Corollary 30. *The first few chord lengths have the following asymptotics as the number of edges $n \rightarrow \infty$:*

$$\begin{aligned}
\mathbb{E}[d_1] &\sim \frac{2}{\pi} \approx 0.6366 \\
\mathbb{E}[d_2] &\sim 2 - \frac{4}{\pi} \approx 0.7267 \\
\mathbb{E}[d_3] &\sim \frac{\pi}{4} - 2 + \frac{6}{\pi} \approx 0.6952 \\
\mathbb{E}[d_4] &\sim \frac{\pi^2}{12} - \frac{\pi}{2} + 4 - \frac{8}{\pi} \approx 0.7051 \\
\mathbb{E}[d_5] &\sim \frac{5\pi^3}{192} - \frac{\pi^2}{6} + \frac{3\pi}{4} - 4 + \frac{10}{\pi} \approx 0.7018 \\
\mathbb{E}[d_6] &\sim \frac{\pi^4}{120} - \frac{5\pi^3}{96} + \frac{\pi^2}{4} - \pi + 6 - \frac{12}{\pi} \approx 0.7029 \\
\mathbb{E}[d_7] &\sim \frac{61\pi^5}{23040} - \frac{\pi^4}{60} + \frac{5\pi^3}{64} - \frac{\pi^2}{3} + \frac{5\pi}{4} - 6 + \frac{14}{\pi} \approx 0.7025.
\end{aligned}$$

This suggests the following conjecture:

Conjecture 31. For $k \geq 2$,

$$\mathbb{E}[d_k] \sim \sum_{\ell=1}^{k-2} (-1)^{\ell+1} \frac{\ell E_{k-\ell}}{2^{k-\ell-1} (k-\ell)!} \pi^{k-\ell-1} + (-1)^k \left(2 \left\lfloor \frac{k}{2} \right\rfloor - \frac{2k}{\pi} \right).$$

Even for relatively small i , these values are rapidly approaching the overall limiting value $\frac{1}{2} + \frac{2}{\pi^2} \approx 0.7026$ from [Corollary 6](#) and the convergence in n is also quite rapid; see [Figure 7](#).

7 Numerical Experiments on Average Turning Angle

We now move beyond the realm of things we can prove and use CPOP to explore the average total curvature of tightly confined equilateral polygons.

The *total curvature* of a polygon P represented by edge vectors e_1, \dots, e_n is the quantity

$$\kappa(P) = \sum_{i=1}^n \phi(e_i, e_{i+1}),$$

where $\phi(v, w)$ is the angle between the vectors v and w (in particular, $\phi(e_i, e_{i+1})$ is the i th exterior angle of P) and we compute indices cyclically so that $e_{n+1} = e_1$. To compare total curvatures for polygons with different lengths, we will use the *average turning angle* for P , which is simply the average of the $\phi(e_i, e_{i+1})$, namely $\frac{\kappa(P)}{n}$.

For unconfined equilateral polygons, Grosberg [47] showed that the expected total curvature is

$$\mathbb{E}_{\widehat{\text{Pol}(n)}}[\kappa] = n \frac{\pi}{2} + \frac{3\pi}{8} + O\left(\frac{1}{n}\right);$$

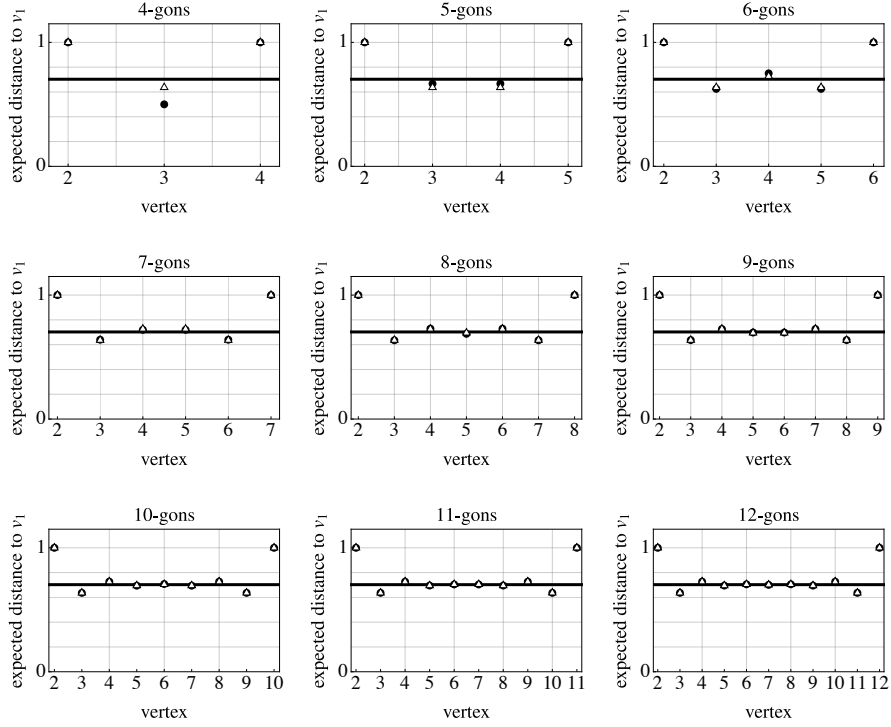


Figure 7: Expected values of the distances from v_i to v_1 in confined equilateral n -gons (marked with the solid dot \bullet) compared to the asymptotic values from Corollary 30 (marked with the open triangle Δ) and the value $\frac{1}{2} + \frac{2}{\pi^2} \approx 0.7026$ from Corollary 6 (solid line). Note that $|v_2 - v_1|$ and $|v_n - v_1|$ are always exactly 1.

an integral formula for the exact value of $\mathbb{E}_{\widehat{\text{Pol}}(n)}[\kappa]$ is given in [22, Theorem 12]. When edge vectors are chosen independently (that is, in a random walk), the expected turning angle is exactly $\frac{\pi}{2}$; intuitively, the excess in Grosberg’s formula is due to the fact that each edge in a closed polygon feels some pressure to return to the starting point. Notice that the average turning angle is decreasing as a function of n , as one would expect: the closure constraint is felt by all edges equally, so with more edges the effect on each individual edge is smaller.

In tight confinement consecutive edges can almost never point in even approximately the same direction, so we expect the typical turning angle to be larger, and hence for total curvature to increase; see, e.g., [22, 29, 35].

Using Algorithm 2, we generated 1,000,000 random elements of $\widehat{\text{Pol}}(n; 1)$ for n being multiples of 500 up to 20,000 and computed their total curvatures. The sample averages of turning angle are shown in Figure 8 (left). We tried to fit this average turning angle data to a function of the form $a + \frac{b}{n}$ and found that we get an excellent fit ($R^2 > 1 - 10^{-11}$) to the function $f(n) = 2.14625 - \frac{0.46742}{n}$. This is somewhat bigger than but broadly compatible with Diaio, Ernst, Rawdon, and Ziegler’s estimate of $\frac{\pi}{2} + 0.57 \approx 2.1408$ for the asymptotic average turning angle of polygons in confinement radius 1 [35, Figure 2(a)].

Having found this fit, we then generated 1,000,000 random elements of $\widehat{\text{Pol}}(n; 1)$ for each $n = 10, \dots, 500$

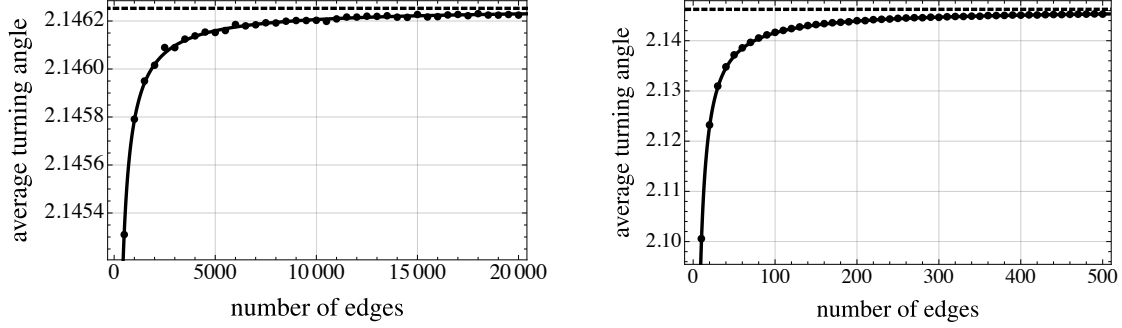


Figure 8: Average turning angle for 1,000,000 random n -gons in $\widehat{\text{Pol}}(n; 1)$ for a range of n . *Left:* n from 500 to 20,000 in steps of 500; *Right:* n from 10 to 500 in steps of 10. In both plots, the solid curve is the graph of the fitted function $f(n) = 2.14625 - \frac{0.46742}{n}$, and the dashed line is the limiting value $2.14625 \approx \frac{\pi}{2} + 0.57545$ of $f(n)$.

in steps of 10. The sample averages of turning angle are shown in Figure 8 (right) along with the graph of $f(n)$. The fit is still very good, despite the fact that our derivation of $f(n)$ knew nothing about this data. The exact values of average turning angle for all runs are given in Section A.

Figure 9 shows a log-log plot of $2.14625 - (\text{average turning angle})$ for all of our data, along with the graph of $2.14625 - f(n) = \frac{0.46742}{n}$ and the best fit line. The best fit line has slope ≈ -0.99154 , which is compatible with the hypothesis that -1 is the correct power of n . Overall, we see strong evidence from the data that the average turning angle of polygons in $\widehat{\text{Pol}}(n; 1)$ fits the model $2.14625 - \frac{0.46742}{n}$.

As one more piece of evidence for this model, we now give an argument that the asymptotic limit should be ≈ 2.14625 .

Consider the i th turning angle $\phi_i = \phi(e_i, e_{i+1})$, and the neighboring edges, vertices, and diagonals, as illustrated in Figure 10. We imagine that this is a small piece of an equilateral n -gon with n very large, so that we are in the asymptotic limit. Since the action-angle coordinates $((d_1, \dots, d_{n-3}), (\theta_1, \dots, \theta_{n-3}))$ give coordinates on $\widehat{\text{Pol}}(n; 1)$, we can compute the asymptotic expected value of ϕ_i by expressing it as a function of the action-angle coordinates, and then integrating against the asymptotic distribution.

Proposition 32. *The turning angle ϕ_i can be expressed in terms of action-angle coordinates as*

$$\phi_i = \arccos \left(\frac{d_{i-2}^2 + d_i^2}{2} - 1 - \frac{(d_{i-2}^2 + d_{i-1}^2 - 1)(d_{i-1}^2 + d_i^2 - 1) - A \cos \theta_{i-1}}{4d_{i-1}^2} \right), \quad (22)$$

where

$$A = \sqrt{(d_{i-2} + d_{i-1} - 1)(d_{i-2} - d_{i-1} + 1)(-d_{i-2} + d_{i-1} + 1)(d_{i-2} + d_{i-1} + 1)} \\ \times \sqrt{(d_{i-1} + d_i - 1)(d_{i-1} - d_i + 1)(-d_{i-1} + d_i + 1)(d_{i-1} + d_i + 1)}.$$

We defer the proof of this proposition until the end of the section.

The goal is to integrate the expression (22) against the distribution of $((d_1, \dots, d_{n-3}), (\theta_1, \dots, \theta_{n-3}))$. Since (22) depends only on d_{i-2}, d_{i-1}, d_i , and θ_{i-1} , we can integrate out the remaining variables and we should get a quadruple integral over the variables $(d_{i-2}, d_{i-1}, d_i, \theta_{i-1})$.

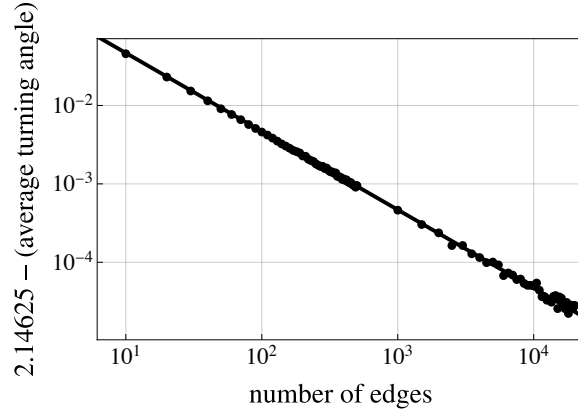


Figure 9: The log-log plot of $2.14625 - (\text{average turning angle})$ for all of our data. The line is the graph of $2.14625 - f(n) = \frac{0.46742}{n}$. We do not show the best-fit line, which has slope ≈ -0.99154 , because it aligns so well to the graph that it would be effectively invisible in the plot.

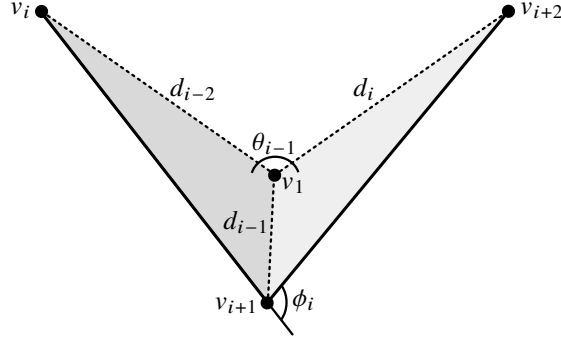


Figure 10: A portion of an equilateral n -gon, showing vertices v_1, v_i, v_{i+1} , and v_{i+2} , along with diagonal lengths d_{i-2}, d_{i-1} , and d_i , the dihedral angle θ_{i-1} , and the i th turning angle ϕ_i .

The random variate θ_{i-1} is independent of the rest and has a very simple distribution: it is uniform on $[0, 2\pi)$.

In the asymptotic limit, [Corollary 6](#) implies that the diagonal lengths d_{i-2}, d_{i-1} , and d_i will be chosen from the limiting density $f(t) = 1 - \cos(\pi t)$. However, if we just take independent draws from this distribution, we have no guarantee that they will satisfy the defining inequalities $1 \leq d_{i-2} + d_{i-1}$ and $1 \leq d_{i-1} + d_i$.

To guarantee that the inequalities are satisfied, we can generate d_{i-2} with density f , and then generate d_{i-1} with conditional density $f_{d_{i-2}}$ and d_i with conditional density $f_{d_{i-1}}$, proving the following.

Theorem 33. *The expected turning angle in the asymptotic limit is*

$$\begin{aligned}\mathbb{E}_\infty[\phi_i] &= \frac{1}{2\pi} \int_0^{2\pi} \int_0^1 \int_0^1 \int_0^1 \phi_i f(d_{i-2}) f_{d_{i-2}}(d_{i-1}) f_{d_{i-1}}(d_i) dd_{i-2} dd_{i-1} dd_i d\theta_{i-1} \\ &= \frac{\pi}{8} \int_0^{2\pi} \int_{1-d_{i-1}}^1 \int_{1-d_{i-2}}^1 \int_0^1 \phi_i (1 - \cos(\pi d_{i-2})) \frac{\sin(\frac{\pi}{2} d_i)}{\sin(\frac{\pi}{2} d_{i-2})} dd_{i-2} dd_{i-1} dd_i d\theta_{i-1},\end{aligned}\quad (23)$$

where ϕ_i has the explicit expression (22).

Numerically integrating this in *Mathematica* yields 2.14625 (to 5 decimal places), perfectly matching our fit for the asymptotic limit of average turning angle.

All of this gives compelling evidence for the following conjecture on the form of the asymptotic expansion of expected turning angle for random polygons in $\widehat{\text{Pol}}(n; 1)$.

Conjecture 34. For large n , the expected i th turning angle of a random polygon in $\widehat{\text{Pol}}(n; 1)$ is

$$\mathbb{E}[\phi_i] = \mathbb{E}_\infty[\phi_i] - \frac{b}{n} + o\left(\frac{1}{n}\right),$$

where $\mathbb{E}_\infty[\phi_i] \approx 2.14625$ is the explicit integral given in (23), and b is a numerical constant $b \approx 0.46742$.

Equivalently, the expected total curvature on $\widehat{\text{Pol}}(n; 1)$ is

$$\mathbb{E}[\kappa] = \mathbb{E}_\infty[\phi_i]n - b + o(1).$$

We don't have a guess for an explicit formula for b .

Unlike with unconfined polygons, the average turning angle increases with n rather than decreasing. This phenomenon only seems to occur in very tight confinement (see, e.g., [22, Figure 12] and [35, Sections 5.1–5.2]).

We conclude this section with the proof of [Proposition 32](#).

Proof of Proposition 32. Since the edges $e_i = v_{i+1} - v_i$ and $e_{i+1} = v_{i+2} - v_{i+1}$ have unit length, $\cos \phi_i$ is simply their dot product:

$$\cos \phi_i = (v_{i+1} - v_i) \cdot (v_{i+2} - v_{i+1}) = v_{i+1} \cdot v_{i+2} - v_i \cdot v_{i+2} - \|v_{i+1}\|^2 + v_i \cdot v_{i+1}. \quad (24)$$

Since the root vertex v_1 is at the origin,

$$\|v_{i+1}\|^2 = d_{i-1}^2 \quad (25)$$

and

$$1 = \|e_i\|^2 = (v_{i+1} - v_i) \cdot (v_{i+1} - v_i) = \|v_{i+1}\|^2 - 2v_i \cdot v_{i+1} + \|v_i\|^2 = d_{i-1}^2 - 2v_i \cdot v_{i+1} + d_{i-2}^2,$$

so

$$v_i \cdot v_{i+1} = \frac{d_{i-1}^2 + d_{i-2}^2 - 1}{2} \quad \text{and similarly} \quad v_{i+1} \cdot v_{i+2} = \frac{d_i^2 + d_{i-1}^2 - 1}{2}. \quad (26)$$

Plugging (25) and (26) into (24) yields

$$\cos \phi_i = \frac{d_{i-2}^2 + d_i^2}{2} - 1 - v_i \cdot v_{i+2}. \quad (27)$$

On the other hand, the dihedral angle θ_{i-1} is the angle between the unit normal vectors $\frac{v_i \times v_{i+1}}{\|v_i \times v_{i+1}\|}$ and $\frac{v_{i+1} \times v_{i+2}}{\|v_{i+1} \times v_{i+2}\|}$ to the two triangles, so

$$\cos \theta_{i-1} = \frac{(v_i \times v_{i+1}) \cdot (v_{i+1} \times v_{i+2})}{\|v_i \times v_{i+1}\| \|v_{i+1} \times v_{i+2}\|}. \quad (28)$$

Using the Binet–Cauchy identity, the numerator

$$\begin{aligned} (v_i \times v_{i+1}) \cdot (v_{i+1} \times v_{i+2}) &= (v_i \cdot v_{i+1})(v_{i+1} \cdot v_{i+2}) - (v_i \cdot v_{i+2})(v_{i+1} \cdot v_{i+1}) \\ &= \frac{1}{4}(d_{i-2}^2 + d_{i-1}^2 - 1)(d_{i-1}^2 + d_i^2 - 1) - d_{i-1}^2 v_i \cdot v_{i+2} \end{aligned} \quad (29)$$

where we’ve used (25) and (26) to express three of the dot products in terms of the d ’s.

In the denominator of (28), $\|v_i \times v_{i+1}\|$ is twice the area of the triangle with side lengths d_{i-2} , d_{i-1} , and 1. We can compute this area using Heron’s formula, yielding

$$\|v_i \times v_{i+1}\| = \frac{1}{2} \sqrt{(d_{i-2} + d_{i-1} - 1)(d_{i-2} - d_{i-1} + 1)(-d_{i-2} + d_{i-1} + 1)(d_{i-2} + d_{i-1} + 1)}.$$

Substituting this, the analogous formula for $\|v_{i+1} \times v_{i+2}\|$, and (29) into (28) yields

$$\cos \theta_{i-1} = \frac{(d_{i-2}^2 + d_{i-1}^2 - 1)(d_{i-1}^2 + d_i^2 - 1) - 4d_{i-1}^2(v_i \cdot v_{i+2})}{A}. \quad (30)$$

Solving (30) for $v_i \cdot v_{i+2}$ and plugging into (27) gives an expression for $\cos \phi_i$:

$$\cos \phi_i = \frac{d_{i-2}^2 + d_i^2}{2} - 1 - \frac{(d_{i-2}^2 + d_{i-1}^2 - 1)(d_{i-1}^2 + d_i^2 - 1) - A \cos \theta_{i-1}}{4d_{i-1}^2}.$$

Taking the inverse cosine of both sides completes the proof. \square

8 Questions and Future Directions

From our point of view, the most pressing question coming out of this work is whether it is possible to modify CPOP to cover confinement radii other than $R = 1$. It is of substantial interest how confinement radius affects both geometric features like total curvature and topological features like knotting [28, 29, 33, 34, 35, 42], and a generalized CPOP that could handle a range of R would provide a new tool for exploring these problems.

For example, since $\mathcal{P}_n(R) \subseteq \mathcal{P}_n(R')$ when $R \leq R'$, similar combinatorial interpretations of $\mathcal{P}_n(R)$ for integer R might enable reasonably efficient rejection samplers even for non-integer R . In an unpublished paper [23], Chapman and Schreyer gave a combinatorial orthoscheme decomposition of \mathcal{P}_n , though it is somewhat unwieldy in practice. This might be a useful starting point for further exploration.

It would be satisfying to get a more elementary description of the quantity $E_\infty[\phi_i] \approx 2.14625$ than that in (23) or to get any sort of analytic description of the quantity $b \approx 0.46742$ appearing in Conjecture 34. Indeed, without more understanding of these quantities, a proof of Conjecture 34 seems out of reach.

More generally, in the $R = 1$ regime large- n numerical explorations of other geometric quantities—like total torsion or writhe—or of topological features—like knotting—are now possible. In particular, since

complicated knots are likely to be highly compact [28, 34, 65, 67], polygons generated by CPOP are likely to give a form of “enriched sampling” for complicated knots (cf. [40]). Moreover, it is generally believed that tightly confined polygons preferentially form prime knots [42], as opposed to unconfined polygons, which are exponentially likely to be composite [27]; as a model for random knots, where does $\widehat{\text{Pol}}(n; 1)$ fit into Even-Zohar’s taxonomy [43]?

Acknowledgments

Thanks to Kyle Chapman and Erik Schreyer, whose unpublished paper [23] provided inspiration, to the many other colleagues with whom we have discussed random polygons over the years, especially Jason Cantarella, and to the anonymous referees, whose detailed, thoughtful, and enthusiastic comments have made this a much better paper. We are very grateful for OEIS [66], without which this paper probably would not exist. This work was supported by the National Science Foundation (DMS–2107700).

A Average Turning Angle Data

Below we record the average turning angle for 1 million random elements of $\widehat{\text{Pol}}(n; 1)$ for various n . The first block (which was actually the second run) covers n from 10 to 500 in steps of 10; the second block covers n from 500 to 20,000 in steps of 500.

n	Avg. turning angle	n	Avg. turning angle	n	Avg. turning angle
10	2.100581721	350	2.144874572	9500	2.146202016
20	2.123224279	360	2.145009015	10,000	2.146202867
30	2.130964208	370	2.145016327	10,500	2.146198483
40	2.134792121	380	2.145041241	11,000	2.146208793
50	2.137180449	390	2.145112802	11,500	2.146216447
60	2.138579043	400	2.145095060	12,000	2.146216357
70	2.139669385	410	2.145144604	12,500	2.146220053
80	2.140538045	420	2.145126882	13,000	2.146219403
90	2.141161817	430	2.145189363	13,500	2.146221864
100	2.141670407	440	2.145218436	14,000	2.146216008
110	2.142057442	450	2.145208467	14,500	2.146215223
120	2.142417816	460	2.145258700	15,000	2.146227213
130	2.142743199	470	2.145288265	15,500	2.146216835
140	2.143021670	480	2.145298440	16,000	2.146218053
150	2.143218218	490	2.145346165	16,500	2.146225334
160	2.143402482	500	2.145301198	17,000	2.146227263
170	2.143577180	500	2.145309867	17,500	2.146222148
180	2.143677481	1000	2.145790897	18,000	2.146230611
190	2.143771587	1500	2.145949853	18,500	2.146224827
200	2.143987619	2000	2.146015637	19,000	2.146224484
210	2.144002625	2500	2.146089473	19,500	2.146226968
220	2.144192762	3000	2.146089097	20,000	2.146224623
230	2.144268263	3500	2.146124566		
240	2.144325655	4000	2.146137949		
250	2.144455228	4500	2.146153888		
260	2.144523104	5000	2.146152141		
270	2.144585018	5500	2.146160267		
280	2.144580270	6000	2.146185323		
290	2.144682053	6500	2.146179808		
300	2.144659530	7000	2.146184234		
310	2.144765877	7500	2.146192641		
320	2.144829440	8000	2.146191759		
330	2.144830929	8500	2.146199162		
340	2.144888697	9000	2.146202009		

References

- [1] Sotero Alvarado, Jorge Alberto Calvo, and Kenneth C. Millett. The generation of random equilateral polygons. *Journal of Statistical Physics*, 143(1):102–138, 2011. doi: [10.1007/s10955-011-0164-4](#) (↑ 1).
- [2] Hans C. Andersen and Persi Diaconis. Hit and run as a unifying device. *Journal de la Société Française de Statistique & Revue de Statistique Appliquée*, 148(4):5–28, 2007. Numdam: [JSFS_2007__148_4_5_0](#) (↑ 5).
- [3] Désiré André. Développements de $\sec x$ et de $\tan x$. *Comptes rendus hebdomadaires des séances de l'Académie de sciences*, 88:965–967, 1879. ARK: [/12148/bpt6k30457/f961](#) (↑ 6).
- [4] Désiré André. Sur les permutations alternées. *Journal de Mathématiques Pures et Appliquées, Serie 3*, 7:167–184, 1881. Numdam: [JMPA_1881_3_7__167_0](#) (↑ 6).
- [5] Vladimir I. Arnol'd. Bernoulli-Euler updown numbers associated with function singularities, their combinatorics and arithmetics. *Duke Mathematical Journal*, 63(2):537–555, 1991. doi: [10.1215/S0012-7094-91-06323-4](#) (↑ 12).
- [6] Javier Arsuaga, Mariel Vazquez, Paul McGuirk, Sonia Trigueros, De Witt Sumners, and Joaquim Roca. DNA knots reveal a chiral organization of DNA in phage capsids. *Proceedings of the National Academy of Sciences*, 102(26):9165–9169, 2005. doi: [10.1073/pnas.0409323102](#) (↑ 1).
- [7] Javier Arsuaga, Mariel Vázquez, Sonia Trigueros, De Witt Sumners, and Joaquim Roca. Knotting probability of DNA molecules confined in restricted volumes: DNA knotting in phage capsids. *Proceedings of the National Academy of Sciences*, 99(8):5373–5377, 2002. doi: [10.1073/pnas.032095099](#) (↑ 1).
- [8] Michael D. Atkinson. On computing the number of linear extensions of a tree. *Order*, 7(1):23–25, 1990. doi: [10.1007/BF00383170](#) (↑ 14).
- [9] Cyril Banderier, Philippe Marchal, and Michael Wallner. Rectangular Young tableaux with local decreases and the density method for uniform random generation. In Luca Ferrari and Malvina Vamvakari, editors, *GASCom 2018—Random and Exhaustive Generation of Combinatorial Structures: Proceedings of the GASCom 2018 Workshop, Athens, Greece, 18–20 June 2018*, number 2113 in *CEUR Workshop Proceedings*, pp. 60–68. Aachen, Germany, 2018. URN: [nbn:de:0074-2113-0](#) (↑ 7).
- [10] Nicolas Basset. A maximal entropy stochastic process for a timed automaton. *Information and Computation*, 243:50–74, 2015. doi: [10.1016/j.ic.2014.12.006](#) (↑ 7).
- [11] Nicolas Basset. *Volumetry of Timed Languages and Applications*. PhD thesis, Université Paris-Est, 2013 (↑ 7).
- [12] Ryan Blair, Thomas D. Eddy, Nathaniel Morrison, and Clayton Shonkwiler. Knots with exactly 10 sticks. *Journal of Knot Theory and Its Ramifications*, 29(3):2050011, 2020. doi: [10.1142/S021821652050011X](#) (↑ 5).
- [13] Olivier Bodini, Francis Durand, and Philippe Marchal. Optimal generation of strictly increasing binary trees and beyond. In Srečko Brlek and Luca Ferrari, editors, *Proceedings of the 13th Edition of the Conference on Random Generation of Combinatorial Structures. Polyominoes and Tilings (GASCom 2024)*, volume 403 of *Electronic Proceedings in Theoretical Computer Science*, pp. 60–65, Bordeaux, France, 24–28th June 2024. Open Publishing Association, 2024. doi: [10.4204/EPTCS.403.15](#) (↑ 7).
- [14] Olivier Bodini, Olivier Roussel, and Michèle Soria. Boltzmann samplers for first-order differential specifications. *Discrete Applied Mathematics*, 160(18):2563–2572, 2012. doi: [10.1016/j.dam.2012.05.022](#) (↑ 7).

- [15] Arnon Boneh and A. Golan. Constraints redundancy and feasible region boundedness by random feasible point generator (RGPG). In *Third European Congress on Operations Research - EURO III*, Amsterdam. European Congress on Operations Research, 1979 (↑ 5).
- [16] Graham Brightwell and Peter Winkler. Counting linear extensions. *Order*, 8(3):225–242, 1991. doi: [10.1007/BF00383444](#) (↑ 14).
- [17] Hermann Brunner. *Collocation Methods for Volterra Integral and Related Functional Differential Equations*. Philippe G. Ciarlet, Arieh Iserles, Robert V. Kohn, and Margaret H. Wright, editors, volume 15 of *Cambridge Monographs on Applied and Computational Mathematics*. Cambridge University Press, Cambridge, UK, 2004. doi: [10.1017/CB09780511543234](#) (↑ 8).
- [18] Jason Cantarella, Bertrand Duplantier, Clayton Shonkwiler, and Erica Uehara. A fast direct sampling algorithm for equilateral closed polygons. *Journal of Physics A: Mathematical and Theoretical*, 49(27):275202, 2016. doi: [10.1088/1751-8113/49/27/275202](#) (↑ 1, 4).
- [19] Jason Cantarella and Henrik Schumacher. CoBarS: Fast reweighted sampling for polygon spaces in any dimension. *SIAM Journal on Applied Algebra and Geometry*, 8(3):756–781, 2024. doi: [10.1137/23M1620740](#) (↑ 1, 4).
- [20] Jason Cantarella and Henrik Schumacher. Computing the conformal barycenter. *SIAM Journal on Applied Algebra and Geometry*, 6(3):503–530, 2022. doi: [10.1137/21M1449282](#) (↑ 4).
- [21] Jason Cantarella, Henrik Schumacher, and Clayton Shonkwiler. A faster direct sampling algorithm for equilateral closed polygons and the probability of knotting. *Journal of Physics A: Mathematical and Theoretical*, 57(28):285205, 2024. doi: [10.1088/1751-8121/ad54a8](#) (↑ 1, 4).
- [22] Jason Cantarella and Clayton Shonkwiler. The symplectic geometry of closed equilateral random walks in 3-space. *The Annals of Applied Probability*, 26(1):549–596, 2016. doi: [10.1214/15-AAP1100](#) (↑ 1–3, 5, 23, 26).
- [23] Kyle Chapman and Erik Schreyer. Orthoschemes as a coordinate system for closed linkages, 2019. Preprint (↑ 27, 28).
- [24] Denis Chebikin and Richard Ehrenborg. The f -vector of the descent polytope. *Discrete & Computational Geometry*, 45(3):410–424, 2011. doi: [10.1007/s00454-010-9316-6](#) (↑ 6).
- [25] Mark Conger. A refinement of the Eulerian numbers, and the joint distribution of $\pi(1)$ and $\text{Des}(\pi)$ in S_n . *Ars Combinatoria*, 95:445–472, 2010 (↑ 15).
- [26] John H. Conway and Richard K. Guy. *The Book of Numbers*. Springer New York, New York, NY, 1996. doi: [10.1007/978-1-4612-4072-3](#) (↑ 12).
- [27] Yuanan Diao. The knotting of equilateral polygons in \mathbf{R}^3 . *Journal of Knot Theory and Its Ramifications*, 4(2):189–196, 1995. doi: [10.1142/S0218216595000090](#) (↑ 28).
- [28] Yuanan Diao, Claus Ernst, Anthony Montemayor, Eric J. Rawdon, and Uta Ziegler. The knot spectrum of confined random equilateral polygons. *Molecular Based Mathematical Biology*, 2(1):49–15, 2014. doi: [10.2478/mlbmb-2014-0002](#) (↑ 5, 27, 28).
- [29] Yuanan Diao, Claus Ernst, Anthony Montemayor, and Uta Ziegler. Curvature of random walks and random polygons in confinement. *Journal of Physics A: Mathematical and Theoretical*, 46(28):285201, 2013. doi: [10.1088/1751-8113/46/28/285201](#) (↑ 23, 27).
- [30] Yuanan Diao, Claus Ernst, Anthony Montemayor, and Uta Ziegler. Generating equilateral random polygons in confinement. *Journal of Physics A: Mathematical and Theoretical*, 44(40):405202–405216, 2011. doi: [10.1088/1751-8113/44/40/405202](#) (↑ 1, 5).

- [31] Yuanan Diao, Claus Ernst, Anthony Montemayor, and Uta Ziegler. Generating equilateral random polygons in confinement II. *Journal of Physics A: Mathematical and Theoretical*, 45(27):275203, 2012. doi: [10.1088/1751-8113/45/27/275203](#) (↑ 1, 2, 5).
- [32] Yuanan Diao, Claus Ernst, Anthony Montemayor, and Uta Ziegler. Generating equilateral random polygons in confinement III. *Journal of Physics A: Mathematical and Theoretical*, 45(46):465003, 2012. doi: [10.1088/1751-8113/45/46/465003](#) (↑ 1, 5).
- [33] Yuanan Diao, Claus Ernst, Eric J. Rawdon, and Uta Ziegler. Average crossing number and writhe of knotted random polygons in confinement. *Reactive and Functional Polymers*, 131:430–444, 2018. doi: [10.1016/j.reactfunctpolym.2018.07.028](#) (↑ 5, 27).
- [34] Yuanan Diao, Claus Ernst, Eric J. Rawdon, and Uta Ziegler. Relative frequencies of alternating and nonalternating prime knots and composite knots in random knot spaces. *Experimental Mathematics*, 27(4):454–471, 2018. doi: [10.1080/10586458.2017.1320239](#) (↑ 5, 27, 28).
- [35] Yuanan Diao, Claus Ernst, Eric J. Rawdon, and Uta Ziegler. Total curvature and total torsion of knotted random polygons in confinement. *Journal of Physics A: Mathematical and Theoretical*, 51(15):154002, 2018. doi: [10.1088/1751-8121/aab1ed](#) (↑ 2, 5, 23, 26, 27).
- [36] Yuanan Diao, Claus Ernst, and Uta Ziegler. Random walks and polygons in tight confinement. *Journal of Physics: Conference Series*, 544:012017, 2014. doi: [10.1088/1742-6596/544/1/012017](#) (↑ 5).
- [37] Ernst-Erich Doberkat. A hyper-volume: Problem 84–20. *SIAM Review*, 26(4):580, 1984. doi: [10.1137/1026111](#) (↑ 6).
- [38] Philippe Duchon, Philippe Flajolet, Guy Louchard, and Gilles Schaeffer. Boltzmann samplers for the random generation of combinatorial structures. *Combinatorics, Probability and Computing*, 13(4–5):577–625, 2004. doi: [10.1017/S0963548304006315](#) (↑ 7).
- [39] Thomas D. Eddy. *Improved Stick Number Upper Bounds*. Master’s thesis, Colorado State University, Fort Collins, CO, USA, 2019. HDL: [10217/195411](#) (↑ 5).
- [40] Thomas D. Eddy and Clayton Shonkwiler. New stick number bounds from random sampling of confined polygons. *Experimental Mathematics*, 31(4):1373–1395, 2022. doi: [10.1080/10586458.2021.1926000](#) (↑ 5, 28).
- [41] Roger C. Entringer. A combinatorial interpretation of the Euler and Bernoulli numbers. *Nieuw Archief voor Wiskunde. Derde Serie*, 14:241–246, 1966. MR: [205866](#) (↑ 12).
- [42] Claus Ernst, Eric J. Rawdon, and Uta Ziegler. Knotting spectrum of polygonal knots in extreme confinement. *Journal of Physics A: Mathematical and Theoretical*, 54(23):235202, 2021. doi: [10.1088/1751-8121/abf8e8](#) (↑ 5, 27, 28).
- [43] Chaim Even-Zohar. Models of random knots. *Journal of Applied and Computational Topology*, 1(2):1–34, 2017. doi: [10.1007/s41468-017-0007-8](#) (↑ 28).
- [44] Philippe Flajolet and Robert Sedgewick. *Analytic Combinatorics*. Cambridge University Press, Cambridge, UK, 2009. doi: [10.1017/CBO9780511801655](#) (↑ 6).
- [45] Paul J. Flory. *Statistical Mechanics of Chain Molecules*. Oxford University Press, New York, 1989 (↑ 1).
- [46] Ronald L. Graham, Donald E. Knuth, and Oren Patashnik. *Concrete Mathematics: A Foundation for Computer Science*. Addison-Wesley, Upper Saddle River, NJ, USA, 2nd edition, 1994 (↑ 12).
- [47] Alexander Y Grosberg. Total curvature and total torsion of a freely jointed circular polymer with $n \gg 1$ segments. *Macromolecules*, 41(12):4524–4527, 2008. doi: [10.1021/ma800299c](#) (↑ 22).

- [48] Philippe Henry and Gerhard Wanner. Zigzags with Bürgi, Bernoulli, Euler and the Seidel–Entringer–Arnol’d triangle. *Elemente der Mathematik*, 74(4):141–168, 2019. doi: [10.4171/em/393](#) (↑ 12).
- [49] Barry D. Hughes. *Random Walks and Random Environments*, volume 1. Clarendon Press, Oxford, UK, 1995 (↑ 1).
- [50] Paul J. Jardine and Dwight L. Anderson. DNA packaging in double-stranded DNA phages. In Richard Calendar and Stephen T. Abedon, editors, *The Bacteriophages*, pp. 49–65. Oxford University Press, New York, NY, USA, second edition, 2005. doi: [10.1093/oso/9780195148503.003.0006](#) (↑ 1).
- [51] Michael Kapovich and John J. Millson. The symplectic geometry of polygons in Euclidean space. *Journal of Differential Geometry*, 44(3):479–513, 1996. doi: [10.4310/jdg/1214459218](#) (↑ 2, 3).
- [52] Aubrey J. Kempner. On the shape of polynomial curves. *Tohoku Mathematical Journal, First Series*, 37:347–362, 1933 (↑ 12).
- [53] Konstantin V. Klenin, Alexander V. Vologodskii, Vadim V. Anshelevich, Alexander M. Dykhne, and Maxim D. Frank-Kamenetskii. Effect of excluded volume on topological properties of circular DNA. *Journal of Biomolecular Structure and Dynamics*, 5(6):1173–1185, 1988. doi: [10.1080/07391102.1988.10506462](#) (↑ 1).
- [54] Steven G. Krantz, John E. McCarthy, and Harold R. Parks. Geometric characterizations of centroids of simplices. *Journal of Mathematical Analysis and Applications*, 316(1):87–109, 2006. doi: [10.1016/j.jmaa.2005.04.046](#) (↑ 20).
- [55] Gabriel C. Lander, John E. Johnson, Donald C. Rau, Clinton S. Potter, Bridget Carragher, and Alex Evilevitch. DNA bending-induced phase transition of encapsidated genome in phage. *Nucleic Acids Research*, 41(8):4518–4524, 2013. doi: [10.1093/nar/gkt137](#) (↑ 1).
- [56] Nathan Linial. Hard enumeration problems in geometry and combinatorics. *SIAM Journal on Algebraic Discrete Methods*, 7(2):331–335, 1986. doi: [10.1137/0607036](#) (↑ 14).
- [57] Philippe Marchal. Generating random alternating permutations in time $n \log n$, 2012. HAL: [hal-00765432](#). Preprint. Updated version available at <https://www.math.univ-paris13.fr/~marchal/altperm1.pdf> (↑ 2, 7, 9).
- [58] Philippe Marchal. Rectangular Young tableaux and the Jacobi ensemble. *Discrete Mathematics & Theoretical Computer Science*, DMTCS Proceedings, 28th International Conference on Formal Power Series and Algebraic Combinatorics (FPSAC 2016):6417, 2020. doi: [10.46298/dmtcs.6417](#) (↑ 7).
- [59] Philippe Marchal. The density method and permutations with a prescribed descent set. In Luca Ferrari and Malvina Vamvakari, editors, *GASCom 2018—Random and Exhaustive Generation of Combinatorial Structures: Proceedings of the GASCom 2018 Workshop, Athens, Greece, 18–20 June 2018*, number 2113 in CEUR Workshop Proceedings, pp. 179–186. Aachen, Germany, 2018. urn:nbn:de:0074-2113-0 (↑ 7).
- [60] Davide Marenduzzo, Enzo Orlandini, Andrzej Stasiak, De Witt Sumners, Luca Tubiana, and Cristian Micheletti. DNA–DNA interactions in bacteriophage capsids are responsible for the observed DNA knotting. *Proceedings of the National Academy of Sciences of the United States of America*, 106(52):22269–22274, 2009. doi: [10.1073/pnas.0907524106](#) (↑ 1).
- [61] Cristian Micheletti, Davide Marenduzzo, Enzo Orlandini, and De Witt Sumners. Simulations of Knotting in confined circular DNA. *Biophysical Journal*, 95(8):3591–3599, 2008. doi: [10.1529/biophysj.108.137653](#) (↑ 1).

- [62] Jessica Millar, Neil J. A. Sloane, and Neal E. Young. A new operation on sequences: The boustrophedon transform. *Journal of Combinatorial Theory, Series A*, 76(1):44–54, 1996. doi: [10.1006/jcta.1996.0087](#) (↑ 12, 17).
- [63] Kenneth C. Millett. Knotting of regular polygons in 3-space. *Journal of Knot Theory and Its Ramifications*, 3(3):263–278, 1994. doi: [10.1142/S0218216594000204](#) (↑ 1).
- [64] Nathan T. Moore and Alexander Y. Grosberg. Limits of analogy between self-avoidance and topology-driven swelling of polymer loops. *Physical Review E. Statistical Physics, Plasmas, Fluids, and Related Interdisciplinary Topics*, 72(6):061803, 2005. doi: [10.1103/PhysRevE.72.061803](#) (↑ 1).
- [65] Nathan T. Moore, Rhonald C. Lua, and Alexander Y. Grosberg. Topologically driven swelling of a polymer loop. *Proceedings of the National Academy of Sciences of the United States of America*, 101(37):13431–13435, 2004. doi: [10.1073/pnas.0403383101](#) (↑ 1, 28).
- [66] OEIS Foundation Inc. The On-Line Encyclopedia of Integer Sequences, 2024. Published electronically at <https://oeis.org> (↑ 6, 12, 16, 21, 28).
- [67] Enzo Orlandini, Maria Carla Tesi, Esias J. Janse van Rensburg, and Stuart G. Whittington. Asymptotics of knotted lattice polygons. *Journal of Physics A: Mathematical and General*, 31(28):5953–5967, 1998. doi: [10.1088/0305-4470/31/28/010](#) (↑ 28).
- [68] Enzo Orlandini and Stuart G Whittington. Statistical topology of closed curves: Some applications in polymer physics. *Reviews of Modern Physics*, 79(2):611–642, 2007. doi: [10.1103/RevModPhys.79.611](#) (↑ 1).
- [69] Patrick Plunkett, Michael Piatek, Akos Dobay, John C Kern, Kenneth C. Millett, Andrzej Stasiak, and Eric J. Rawdon. Total curvature and total torsion of knotted polymers. *Macromolecules*, 40(10):3860–3867, 2007. doi: [10.1021/ma0627673](#) (↑ 1).
- [70] Christiane Poupard. De nouvelles significations enumeratives des nombres d’Entringer. *Discrete Mathematics*, 38(2–3):265–271, 1982. doi: [10.1016/0012-365X\(82\)90293-X](#) (↑ 12).
- [71] Luis A. Rademacher. Approximating the centroid is hard. In *Proceedings of the Twenty-Third Annual Symposium on Computational Geometry (SCG ’07)*, pp. 302–305, New York, NY, USA. Association for Computing Machinery, 2007. doi: [10.1145/1247069.1247123](#) (↑ 20).
- [72] Lord Rayleigh. On the problem of random vibrations, and of random flights in one, two, or three dimensions. *Philosophical Magazine*, 37(220):321–347, 1919. doi: [10.1080/14786440408635894](#) (↑ 1).
- [73] Daniel Reith, Peter Cifra, Andrzej Stasiak, and Peter Virnau. Effective stiffening of DNA due to nematic ordering causes DNA molecules packed in phage capsids to preferentially form torus knots. *Nucleic Acids Research*, 40(11):5129–5137, 2012. doi: [10.1093/nar/gks157](#) (↑ 1).
- [74] Kyoji Saito. Principal Γ -cone for a tree. *Advances in Mathematics*, 212(2):645–668, 2007. doi: [10.1016/j.aim.2006.11.002](#) (↑ 17).
- [75] Yoshio Sano. The principal numbers of K. Saito for the types A_l , D_l and E_l . *Discrete Mathematics*, 307(21):2636–2642, 2007. doi: [10.1016/j.disc.2006.11.019](#) (↑ 16, 17, 21).
- [76] Philipp Ludwig Seidel. Eine einfache Entstehungsweise der Bernoulli’schen Zahlen und einiger verwandten Reihen. *Sitzungsberichte der Mathematisch-Physikalischen Classe der K.B. Akademie der Wissenschaften zu München*, 7:157–187, 1877. HDL: [2027/hvd.32044092897461](#) (↑ 12).
- [77] Clayton Shonkwiler. All prime knots through 10 crossings have superbridge index ≤ 5 . *Journal of Knot Theory and Its Ramifications*, 31(4):2250023, 2022. doi: [10.1142/S0218216522500237](#) (↑ 5).

- [78] Clayton Shonkwiler. New computations of the superbridge index. *Journal of Knot Theory and Its Ramifications*, 29(14):2050096, 2020. doi: [10.1142/S0218216520500960](https://doi.org/10.1142/S0218216520500960) (↑ 5).
- [79] Clayton Shonkwiler. New superbridge index calculations from non-minimal realizations. *Journal of Knot Theory and Its Ramifications*, 31(10):2250063, 2022. doi: [10.1142/S0218216522500638](https://doi.org/10.1142/S0218216522500638) (↑ 5).
- [80] Clayton Shonkwiler and Kandin Theis. Confined polygons from order polytopes. <https://github.com/shonkwiler/CPOP>, 2025 (↑ 10).
- [81] Robert L. Smith. Efficient Monte Carlo procedures for generating points uniformly distributed over bounded regions. *Operations Research*, 32(6):1296–1308, 1984. JSTOR: [170949](https://www.jstor.org/stable/170949) (↑ 5).
- [82] Richard P. Stanley. A survey of alternating permutations. In Richard A. Brualdi, Samad Hedayat, Hadi Kharaghani, Gholamreza B. Khosrovshahi, and Shahriar Shahriari, editors, *Combinatorics and Graphs*. Volume 531, Contemporary Mathematics, pp. 165–196. American Mathematical Society, Providence, RI, USA, 2010. doi: [10.1090/conm/531/10466](https://doi.org/10.1090/conm/531/10466) (↑ 5, 6, 12).
- [83] Richard P. Stanley. Elementary problem E2701. *The American Mathematical Monthly*, 85(3):197, 1978. doi: [10.2307/2321067](https://doi.org/10.2307/2321067) (↑ 6).
- [84] Richard P. Stanley. *Enumerative Combinatorics*. Cambridge University Press, 2nd edition, 2011. doi: [10.1017/CBO9781139058520](https://doi.org/10.1017/CBO9781139058520) (↑ 6, 12–14).
- [85] Richard P. Stanley. Two poset polytopes. *Discrete & Computational Geometry*, 1(1):9–23, 1986. doi: [10.1007/BF02187680](https://doi.org/10.1007/BF02187680) (↑ 2, 5, 6).
- [86] Rocco Varela, Kenneth Hinson, Javier Arsuaga, and Yuanan Diao. A fast ergodic algorithm for generating ensembles of equilateral random polygons. *Journal of Physics A: Mathematical and Theoretical*, 42(9):095204, 2009. doi: [10.1088/1751-8113/42/9/095204](https://doi.org/10.1088/1751-8113/42/9/095204) (↑ 1).
- [87] Alexander V. Vologodskii, Vadim V. Anshelevich, Alexander V. Lukashin, and Maxim D. Frank-Kamenetskii. Statistical mechanics of supercoils and the torsional stiffness of the DNA double helix. *Nature*, 280(5720):294–298, 1979. doi: [10.1038/280294a0](https://doi.org/10.1038/280294a0) (↑ 1).