

HistoryPalette: Supporting Exploration and Reuse of Past Alternatives in Image Generation and Editing

Karim Benharrak
karim@cs.utexas.edu

The University of Texas at Austin
Austin, TX, USA

Amy Pavel

apavel@cs.utexas.edu

The University of Texas at Austin
Austin, TX, USA

ABSTRACT

All creative tasks require creators to iteratively produce, select, and discard potentially useful ideas. Now, creativity tools include generative AI features (e.g., Photoshop Generative Fill) that increase the number of alternatives creators consider due to rapid experiments with text prompts and random generations. Creators use tedious manual systems for organizing their prior ideas by saving file versions or hiding layers, but they lack the support they want for reusing prior alternatives in personal work or in communication with others. We present HistoryPalette, a system that supports exploration and reuse of prior designs in generative image creation and editing. Using HistoryPalette, creators and their collaborators explore a “palette” of prior design alternatives organized by spatial position, topic category, and creation time. HistoryPalette enables creators to quickly preview and reuse their prior work. In creative professional and client collaborator user studies, participants generated and edited images by exploring and reusing past design alternatives with HistoryPalette.

CCS CONCEPTS

• **Human-centered computing** → **Human computer interaction (HCI), Interactive systems and tools.**

KEYWORDS

Image Generation, Version Control, Human-AI Interaction, Creativity Support Tools

1 INTRODUCTION

Trial-and-error is inherent to creative work — creators try, discard, and reuse ideas to reach their final composition [52, 54]. This process generates a project history with an *ordered record* of their creative process that creators can revisit or share with collaborators, and a *collection of alternatives* they can reuse or present to others [54, 55]. For example, a digital artist may use their history record to teach others how they developed a landscape, or present alternative background designs from their history to clients. Currently creators must manually save these resources by storing their undo/redo log, saving separate files for whole-project versions [35, 43, 53], or using layers for partial-project alternatives [1, 2]. However, these approaches are error prone as creators forget to save alternatives, struggle to locate specific alternatives across layers and files (e.g., “video-1”⁴ “video-1-final”), or inadvertently delete alternatives (e.g., by painting over their work, merging layers) — thus creators can not access the alternatives they want to be able to find [53, 55].

Prior research aimed to make long histories easier to navigate for personal and collaborative use across domains from web design to 3D modeling [5, 14, 18, 29, 49]. For example, prior work added

timeline visualizations to project histories to help novices and collaborators understand a creator’s process [18, 29], and other work preserved branching project histories to support parallel exploration [5, 14, 49]. Similar to current practice, such prior research orders history chronologically. This time-based organization supports process review, but lacks efficient access to valuable design alternatives such that creators must manually review their entire project history to retrieve alternatives (e.g., review previously created trees for inspiration, or show background variations to a client).

New prompt-based workflows such as text-to-image generation (e.g., Midjourney [41], Photoshop Generative Fill [1]) amplify history management challenges. Such tools generate more content to manage as creators trade direct control for trial-and-error with underspecified text prompts and each trial prompt often generates 3-4 alternatives [1, 41]. Each new generation also takes time, costs computing power, and yields uncertain outcomes. While research supports improving prompts [7, 36, 64], creators still incur generation costs and these costs compound for large projects with many generations (e.g., scene composition, photo editing, or presentation design). Reuse of successful prior alternatives could save time, money, and energy. New prompt-based workflows and generative models also offer new opportunities for better history management: (1) each prompt-based edit provides a semantically meaningful history segment (e.g., a tree vs. a set of strokes) along with two semantically meaningful handles (a target region and a prompt), (2) vision language models can support filtering for useful alternatives, and (3) generation-based smoothing can incorporate past alternatives into current work. This paper explores how to use such advances for history organization to support creators and their collaborators using the project history to explore and reuse prior alternatives for prompt-based workflows and inform future history organization in other prompt-based and traditional workflows.

Towards this goal, we contribute HistoryPalette, a system for exploring, reusing, and communicating prior alternatives during image generation and editing (Figure 1). HistoryPalette’s Generation View supports an image generation workflow similar to Photoshop Generative Fill [1] where creators iteratively select a region of the image to change, then write a prompt to generate a new image that fits seamlessly within that region. At each editing step, HistoryPalette records a version of the entire image (i.e. *version*) and the latest text-to-image generation edit consisting of a region, image, and prompt (i.e. a partial-project *alternative*). HistoryPalette then provides four history views: a *position palette* that lets creators access alternatives at the current position, a *concept palette* lets creators access alternatives clustered by prompt themes, a *time palette* that lets creators access alternatives by time, and a linear version timeline that lets creators access the version history of the

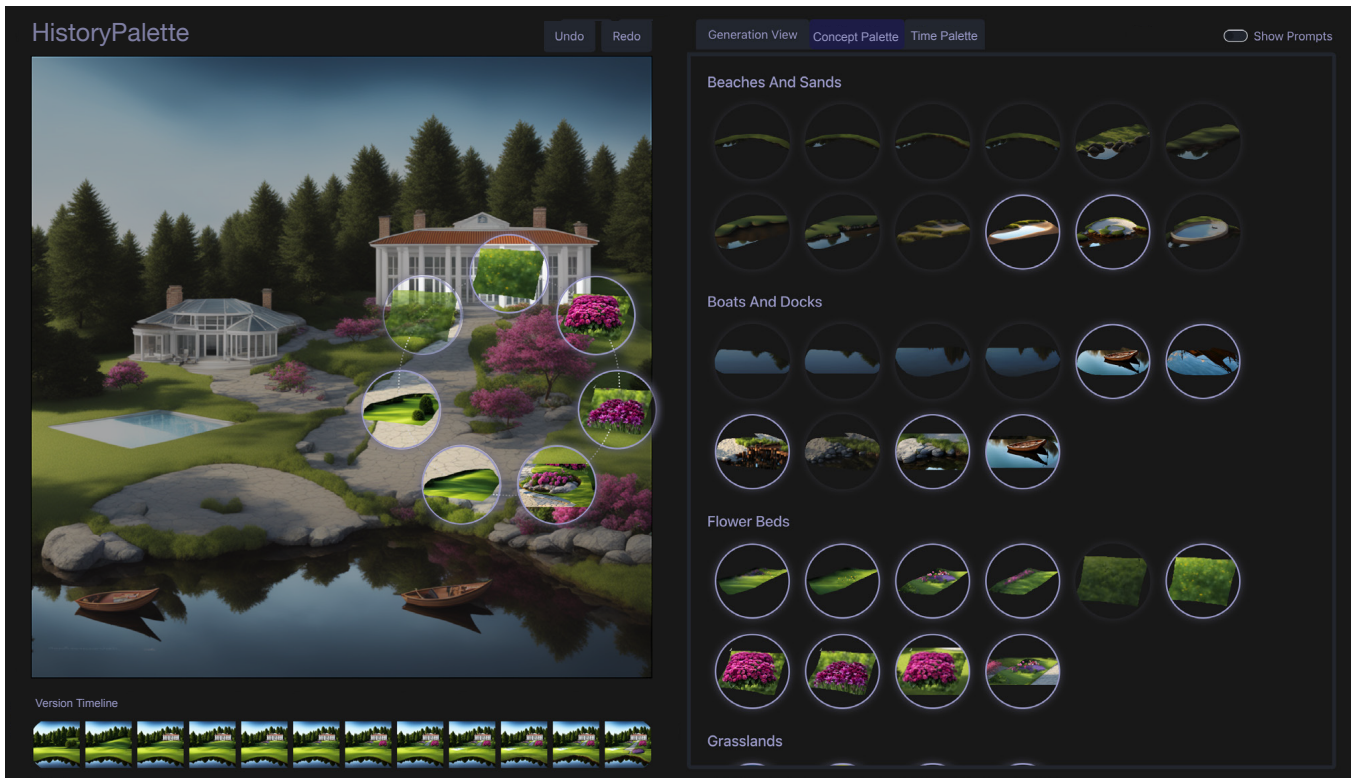


Figure 1: HistoryPalette enables rapid exploration and reuse of past design alternatives (circles). Users use the generation view to edit their image by selectively generating new content onto the canvas. HistoryPalette captures design alternatives created through edits and stores them for later exploration. Using the palettes (Position Palette, Concept Palette, and Time Palette) users can explore past design alternatives by rapidly previewing them in the place they originally occurred. HistoryPalette groups alternatives in clusters and classifies previous unsuccessful generations to be bad past alternatives (grayed-out alternatives)

entire project. While the position palette and concept palette are unique to history palette, the time palette and version timeline more closely mimic temporal organization in existing history management. Creators can hover over any alternative or version to preview it in place, or click to paste it into their project, optionally rasterizing the image to smooth artifacts. HistoryPalette further supports history filtering via automatic removal of image generation failures using a vision language model, as well as manual removals/favorites for later use or sharing with clients.

We conducted a technical evaluation and two user studies: a *creative professional study* with three participants (41 years combined experience) to explore the potential of HistoryPalette in creative workflows of creative professionals, and a *client collaborator study* with eight participants to explore the potential for efficient history access as a collaboration tool. The technical evaluation showed that while 18.8% of prompts generated errors, our filtering system identified them with 93% accuracy (86% precision, 76% recall). All participants across both studies used one of HistoryPalette’s new palettes (e.g. position or concept) to preview and reuse design alternatives more often than they used HistoryPalette’s time palette that reflects existing organization. All participants in both studies reused HistoryPalette’s partial-project alternatives from palettes more often than the full-project versions from the version timeline,

indicating the value of alternatives as a palette for reuse. Professionals reused alternatives to inspire new ideas and test alternatives, expressing strong support for using HistoryPalette in their own practice for authoring and communicating with collaborators. Our client collaborator evaluation reveals that participants used the history (11.88 times, $SD=6.09$ times) more often than new generations (4.62 times, $SD=1.73$ times) to edit the image, and preferred to use history due to control and speed provided by existing alternatives. Participants expressed excitement about the potential for using HistoryPalette for feedback, understanding expert prompt strategies, and exploring personal preferences. As our studies highlight the opportunity to use project history as a tool for both personal and collaborative reuse of alternatives, we conclude with opportunities to generalize HistoryPalette to other domains, implications for prompt-based workflows, and implications for collaborative use.

2 BACKGROUND

HistoryPalette supports creators in image generation workflows using their prior history as a source of inspiration and reuse. Thus our work relates to prior work of referencing examples from prior designs or generated designs to gain inspiration, keeping track of creative history, and recent work in image generation and editing.

2.1 History Keeping and Reuse for Authoring

Creative work requires creators to ideate, implement, discard, reuse, and recombine ideas until they reach their final composition in a “reflective conversation” with their work [52]. As creators often discard many useful ideas in their process, a longstanding goal for creativity support tools has been to enable “rich history keeping” [54] to support creators in recording what they have tried, comparing alternatives, revisiting and reusing prior versions, and communicating variations to collaborators [54].

Currently, practitioners manually store rich histories of their projects for later inspiration and reuse [53, 55] via files, copies or layers. Layers provide user control over keeping partial-project alternatives [58] but can be difficult to organize on large projects, or quickly cycle between alternatives as you must search for and then hide/show each layer to preview your alternatives. Prompt-based generation makes layers more difficult to manage and explore. For example, each time creators try a generation in Photoshop Generative Fill, it adds another layer for the creator’s prompt with three alternatives hidden inside the layer (defaults to a chronological/z-index order). Creators often need to flatten their layers to improve subsequent generations, discarding their alternatives. We aim to support on-demand exploration and reuse of the history of alternatives.

Prior work has explored using history for exploration and reuse in domains where code or parameters generate the image (e.g., for 2D creative coding, generative art, and image manipulation) [5, 49, 56, 59, 68]. A key benefit of keeping the history around is that a creator can explore multiple variations of their design at once. For example, Parallel Paths added variations in place during parameter adjustment for image manipulations (e.g., degrees of application of the whirl filter) [59] by letting the author add explicit variations for quick reuse. More recently Quickpose, Spellburst, GEM-NI, and Subbaraman et al. explore approaches for branching and remixing alternatives in creative code and generative design [5, 49, 56, 68]. For example, GEM-NI allows parallel exploration of alternatives in generative design by allowing users to branch off previous states, visually compare alternatives, and resurrect past states from history [68]. All such prior work focuses on parameter- or code-based authoring and does not yet address the many creative tasks that operate primarily on pixels rather than parameters (e.g., digital painting, photo manipulation, video editing).

Prior work has not yet explored how to support efficient history reuse in pixel-based domains that lack a clear structure for identifying salient temporal and spatial regions for replacement or reuse (e.g., what set of edits or brush strokes make up a salient scene lighting change). We explore the potential for history reuse in pixel-based editing by investigating prompt-based workflows that offer new structure (e.g., prompts and regions). We use the metaphor of a *history palette* inspired by Sterman et al.’s formative work identifying that creators desire to use their history as a “palette of materials” for reuse.

2.2 History Reuse for Communication

For a broad range of design domains, researchers have explored how to parse project histories to use as a learning and communication resource [17, 18, 29, 31, 46]. Klemmer et al. explored a wall

display interface record design process history then present it in a main timeline (a time-ordered set of version thumbnails) that can be filtered (e.g., by author), branches, and a synopsis view a set of version bookmarks [29] to support collaboration. Chronicle supports browsing linear timelines of edit histories in complex editing software applications by providing visualizations of the editing process (e.g., of layers and commands used) and segmenting the timeline in up to six high-level segments to support ease of browsing complex edit timelines [18]. Berthouzoz et al. convert raw expert editing histories into tutorials to support novice learners [17], while Delta [31] and Sifter [46] support comparing multiple workflows extracted from tutorials rather than just reviewing a single workflow to support people in learning expert processes. All such prior work seeks to address learning the process and thus supports chronological navigation, but we aim to use the history to support communication (e.g., review of potential alternatives, adjustments by a design collaborator). Charrette offered support for designers to explicitly manage their own UI design histories to communicate alternative designs. We explore if automatically organizing histories in a way that is easy to access (e.g., previewing object alternatives) can support collaborators to directly explore alternative designs in histories on their own.

2.3 Reference Examples for Ideation and Reuse

In the early stages of the creative process, practitioners forage for reference examples understand the existing space of prior designs, and then modify the designs to generate new ideas [20, 21, 53]. Searching for relevant examples can be challenging as traditional text-based search supports searching by style or layout. Thus, prior research has explored domain-specific reference example search tools for web design [19, 34], mobile interfaces [10, 22], 3D models [16, 38], fashion [33, 45], visual metaphors [25], and more. Once practitioners find reference examples, recombining the examples can inspire new designs [11, 12, 26, 27, 32, 65]. Prior work lets users combine reference examples via style transfer [32, 65], blending images [11, 62], collaging web elements [26], and merging garden designs [27]. Prior work also explored generating rather than referencing existing examples to support designers in improving their designs [24, 42, 57]. For example, Scout [57] and DesignScape [42] generate design alternatives using visual design principles and user-created constraints. Others’ examples and design refinements are valuable, but as practitioners work they also build a rich library of reference examples in their own project history. We explore the use of practitioners’ own history for inspiration and reuse.

2.4 AI Image Generation and Editing

Text-to-image generation (e.g., with GANs [47, 48, 66], diffusion models [51]) has rapidly improved over the past few years and is now widely available in commercial tools (e.g., Midjourney, DALL-E, Photoshop’s Generative Fill). Such tools lack controllability as users must iteratively formulate text prompts and receive image results through a process of trial and error. Vimpari et al. noted that the randomness in outputs can be a strength for creative inspiration and a problem for realizing specific creative intention [60]. In contrast, Wadinambiarachchi et al. raised that prompt-based image generation may also decrease originality [61]. To support creators

in exploring alternatives and reaching their creative goals, prior work has aimed to support users in creating prompts [7, 15, 37, 64], exploring the input-output space in text-to-image generation [4], and generating complex and specific layouts [14, 23]. In this space, Dang et al.’s WorldSmith for world building using image generation tiles is closest to our work [14]. WorldSmith provides a history view (via a tree) that lets users branch the project to create parallel versions. However, similar to other branching node-based histories [49, 56], an ordered tree becomes difficult to skim and browse for quick access to alternatives, especially as the project grows. We explore how to create right-at-hand access to alternatives via a “palette” to support ease of history reuse.

3 HISTORYPALETTE

We designed a system to support history exploration and reuse for image generation workflows.

3.1 Design Rationale

We designed HistoryPalette with four main goals:

G1: Palettes of Alternatives for Discovery. Creators use their past work as a “palette of materials” for future use [55]. We thus create palettes that support the use of workflow primitives (*i.e.*, a palette *alternative* – or, an image region with a prompt and a generation) for ease of alternative discovery and reuse. We considered three dimensions to support quickly discovering and dipping from the palettes: time, canvas position, and creative concept. Time provides a default index into the creator’s process. Time groups together related actions [18] and supports recall for the project creator (*e.g.*, “I know I created flowers after changing the sunset”). Time most closely mirrors the behavior that layers provide upon generation today [1]. Canvas position supports creators exploring their palettes directly by clicking on the intended object in the image to see local alternatives. As position lets creators map their intent (*e.g.*, change the flowers) onto the canvas (an x,y coordinate on the flowers), it is useful when creators know what they want to change. Position palettes limit discovery as they must be hidden until clicked to avoid canvas occlusion, so we aim to create a palette of discoverable alternatives that preserves the relevance of position palettes. Thus, we create concept groups with text labels to support browsing for alternatives of interest. Concept groups serve as a palette for creators attempting to problem solve a portion of the design (*e.g.*, “landscaping” palette with grass, bushes, and gardens, or a “buildings” palette with castles and houses).

G2: Support Rapid Reuse of Alternatives. To let users freely explore and reuse the palette of alternatives, we aimed to support fast in-place previews of alternatives and on-demand flexible reuse. To support rapid reuse, we provide previews on hover to create a low-risk environment for experimenting with alternatives. Such experiments may support decision-making before expensive edit operations. We then explore two options to let users place elements: paste that simply places the alternative on the canvas, and a generative approach that smooths the image and new alternative to remove editing artifacts.

G3: Provide History Filters and Favorites. Histories de-risk exploration [54], so we preserve the entire history. However, the history contains a spectrum of alternatives from equally viable options to complete failures (*e.g.*, a house with a different roof vs. the prompt “house” fails to generate a house). Generation quality, personal taste, and current image state all dictate the usefulness of alternatives, but “bad” alternatives can clutter alternative palettes. We aim to filter out alternatives that are not likely to be useful, then let designers further curate their history manually for personal and collaborative use [43]. All filtering and removal are non-destructive such that users can recover filtered alternatives in the interface.

G4: Support Multiple Audiences. Histories are useful for the creators, but also for collaborators and novices [17, 18, 54]. While prior work supported novices to learn from the designer’s history to perform the task on their own [17, 18], prior work has not yet explored supporting collaborators to reuse alternatives in a designer’s history. If successful, collaborators can use the same abstractions provided to creators to understand the design process and considered alternatives such that they may build common ground with the designer to give useful feedback [54]. Thus, we aim to support audiences beyond the creator via externally meaningful history organization and surfacing expert prompt use.

3.2 HistoryPalette Overview

HistoryPalette lets users compose images by iteratively using image generation and views of the design history to explore and reuse past alternatives. HistoryPalette features three main components: the *generation view* that lets users generate images and edit them using image inpainting, three design history palettes (*concept palette*, *position palette*, and *time palette*) that let users browse and reuse their prior history, and the *version timeline* that lets users browse and reuse prior versions of their whole project. We designed HistoryPalette’s *generation view* to mimic closed-source workflows such as Adobe Photoshop’s Generative Fill [1], and the *version timeline* mimics chronological project history that has been explored elsewhere [68] – and we specifically follow prior work in visualizing thumbnails of each version to support skimming [29]. Similarly, we implemented the time palette for simple chronological ordering as a baseline – it mimics the behavior of sequentially created layers [1, 2]. Our system uniquely explores how history palettes can be used in concert with existing creativity support tools and history-keeping approaches to enable design exploration and reuse.

HistoryPalette uses an image generation and inpainting pipeline to support users generating images, and methods for filtering and sorting design alternatives to support ease of design exploration.

3.3 Interface

The **composition view** (Figure 1, left) starts blank or with an uploaded background image and displays the current composition. Authors can add to their composition via the generation view, the palettes, or the version timeline.

HistoryPalette’s **generation view** includes a prompt box along with optional sliders to change generation parameters for strength, guidance, and inference steps. To use the generation view, creators draw a *region* in the composition where they want to place their

generation, write a *text prompt*, optionally change parameters, and click submit. The generation view provides four generations **alternatives** that creators can hover over to preview in-place. Creators can click a generation alternative to add it to their composition or click undo to try again. All discarded and selected alternatives from the generation view are added to HistoryPalette’s palettes of alternatives for later use. When we add the generated alternatives to HistoryPalette’s palettes, we first run a **filter** over each generated image alternative and prompt pair to filter out alternatives that are not likely to be useful. For example, if the creator drew a circle in the lake and prompted “boat” but the generation failed to add a boat, we flag the alternative as a failed generation. Failed generations are hidden by default, but users can press ‘shift’ to display them in the palettes where they appear with a lower opacity (Figure 1, right). Each composition change also adds a **version** of the entire composition to the version timeline.

HistoryPalette’s **palettes** all display generation alternatives and let creators explore, preview, and reuse the prior project history. All palettes let users *hover* over an alternative to preview an alternative in place or *click* it to add to the composition. Once creators add the alternative they can transform it by dragging the alternative around the image or changing the scale with editing handles. Creators can then save the alternative in place with **paste** to place the alternative directly or **rasterize** to regenerate the entire composition with the alternative in place. Rasterize decreases alternative background artifacts, but takes more time than paste and occasionally smooths out other composition details.

Creators access the **position palette** by clicking on a region in the composition canvas to see other alternatives generated for that region. For example, a creator may click on a house in an image to see house alternatives generated at that position (Figure 2), and hover over the alternatives to preview them in place.

Creators access the **concept palette** and **time palette** via tabs (Figure 1, top). The concept palette groups alternatives by prompt themes (Figure 1, left) such that creators can explore the palette to add prior alternatives to their scene. For example, a creator may skim the building alternatives in the concept palette (Figure 2) and decide to add other dwellings from the palette into their scene. The time palette simply includes all alternatives organized from most recent at the top to least recent at the bottom (Figure 2).

Creators can flag or unflag any alternatives as failed alternatives, and they can **favorite** alternatives for later. For example, a creator may favorite an alternative to show to a client with HistoryPalette. Creators can “show prompts” (Figure 1, top right) to see what prompts created each alternative.

Finally, HistoryPalette includes a version timeline that displays every prior version of the composition. Similar to generation alternatives, creators can *hover* over the version timeline to preview the prior composition in the composition window, and *click* the version to restore the prior version. When creators restore the prior version, the rest of the history remains. The new version is simply added at the end of the version timeline and the palettes of all the prior alternatives remain available.

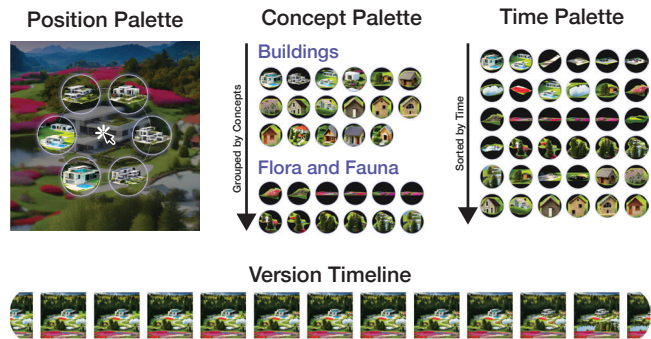


Figure 2: Overview of palettes in our system: the position palette (left), the concept palette (middle), and the time palette (right). The version timeline of full project versions appears at the bottom.

3.4 Technical Methods

Our technical pipeline consists of an image painting pipeline to support generative fill, rasterization to allow reuse of alternatives, an approach for filtering alternatives to hide generation mistakes, and approaches for organizing alternatives by position and category to support alternative browsing and selection.

3.4.1 Image Inpainting Pipeline. We implemented an image inpainting pipeline to mimic existing generative fill features (e.g., Photoshop Generative Fill [1]) in our system. Once a user selects a region on the image canvas and provides a prompt (e.g. draws a circle around the middle part of the image and prompts “house”), we pass the full canvas, selected region, and prompt to an in-painting module that uses Stable Diffusion [50] to generate an image from the user’s prompt, and ControlNet [69] to constrain the generation to a specified region. To improve the blend of the generated image region into the background canvas, we increase the size of the user’s selected region by 1.3x before providing the bounding box to ControlNet [69]. We determined this factor empirically through trial and error. We set our default parameters to a strength of 1.0 (how much the selected area should be denoised before generation), a guidance of 8.0 (how much the model follows the prompt) and a step size of 70 (the number of inference steps the model performs to generate the output image). We determined these values empirically and we allow users to optionally adjust these parameters in the Generation View of our interface. We additionally use a negative prompt to discourage unwanted generations (“text, bad quality, poorly drawn, bad anatomy, blurry”). We run the pipeline four times to create four generated alternatives for the user’s prompt and selected region (similar to existing text-to-image generation approaches [1, 41]). We then process all alternatives to be included in the history.

When users want to reuse prior generated regions, we allow users to optionally resize, transform, and directly paste the alternative into the canvas. However, the background of the prior alternative may not match the current background. To support users in blending their alternatives into the new location, we implemented a refinement pipeline where we used the image-to-image refiner model from the two-stage Stable Diffusion XL pipeline which is

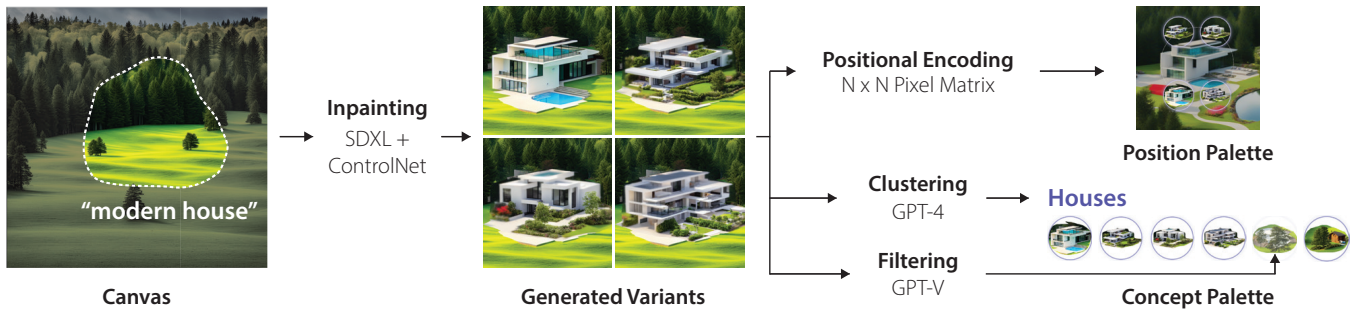


Figure 3: Users interact with the canvas by selecting a region and entering a prompt, such as “modern house.” HistoryPalette presents 4 generated design alternatives per request using Stable Diffusion XL and ControlNet. Each design alternative is post-processed for HistoryPalette’s palettes. The positional encoding organizes design alternatives by location for the position palette, while clustering by concept groups design alternatives into relevant categories like “Houses” in the concept palette.

a specialized high-resolution model [3]. The model encodes the original pixel space image into a latent space image using VAE Encode [28] then applies an SDEdit (an image-to-image model) to the latent space image [40] to obtain the final image. We use “high resolution, high quality” as the prompt for the refiner model and perform only 7 inference steps so that we avoid the image changing too much from the user input.

3.4.2 Filtering Alternatives. When users generate an image, the inpainting pipeline occasionally fails such that the generation may be successful (follows the prompt) or entirely unsuccessful (ignores the prompt). For example, if the user selects a grass region and prompts the model to generate “yellow flowers” the model may ignore the prompt and generate a new patch of grass or a bush. To ensure such failures do not clutter the history palette, we classify alternatives as successful or unsuccessful. Specifically, we prompted a multimodal LLM with vision capabilities (GPT-4V [44]) to serve as a binary classifier of successful (True) or unsuccessful (False) image generations. We provide the model with our prompt, the generated image with the user’s masked selection only (e.g., the mask with a generated bush and surrounding grass), and the user’s original prompt (e.g., yellow flowers). We use a few-shot approach by providing successful and unsuccessful examples. We run our classifier each time the system stores a new generated alternative. We include our prompt in the supplementary material.

3.4.3 Organizing and Reusing Alternatives. To power our concept palette, we used a large language model (GPT-4-turbo [44]) to cluster a list of tuples consisting of alternative indices and their prompts from the entire history (e.g., [0] yellow flowers, [1] bushes, [2] pink flowers) and output a JSON dictionary with the cluster names and the alternative indices that belong to the respective cluster (e.g., {“flowers”: [0, 2], ... }). For each new alternative that the user generates, we re-cluster all alternatives. For our position palette, we store a $N \times N$ matrix representing a $N \times N$ pixel image where each entry contains a chronologically ordered list of alternatives for the respective pixel based on the mask of the alternative. For each new alternative, we update this matrix. When a user clicks on the image, we display the palette according to this matrix. If the alternative occupies the entire image, we do not add the image to the matrix and instead display the alternative in the top left of the image to

indicate that it is a global rather than a local alternative. For the time palette, we store a timestamp when each alternative is created to order it chronologically.

3.5 Implementation

We implemented HistoryPalette’s frontend using React and Fabric.js. We used Python Flask API for our backend. The image inpainting and rasterization models were hosted on Huggingface inference endpoints. The backend logs six action events: image inpainting, rasterization, copy-pasting, reverting to an old project state, and undo and redo actions. All actions are saved in a CSV file for each project. We evaluate and cluster each action using GPT-4 via the OpenAI API.

3.6 Technical Evaluation

To assess how HistoryPalette may work in practice, we analyzed three existing design projects from creative professionals (from our Creative Professional Evaluation) for our technical evaluation. We assessed the capability of our system to generate high-quality alternatives in-place and filter out unsuccessful alternatives.

We extracted all image generation prompts with their corresponding sets of four generated alternative images across all projects. Each project included 11 ($\sigma = 2.94$) prompts for a total of 132 prompt and image pairs across all projects. We then reviewed each pair and annotated a pair as “unsuccessful” if it: (1) did not generate an object, (2) generated the wrong object (e.g., “yellow flowers” led to a bush), (3) generated the object but placed it illogically (e.g., a “horse” prompt generated a horse head in the grass), or (4) the generation created artifacts along with the object. We labeled no object or wrong object annotations as “unsuccessful” and the remaining as “successful” (18% were unsuccessful). We ran our filtering approach on the prompt-image pairs and used our annotation as ground truth labels. Our filtering approach achieved an accuracy of 0.93, a precision of 0.86, and a recall of 0.76. We aimed for lower recall than precision to conservatively hide alternatives and to cope with remaining errors we let users hide/unhide alternatives or toggle to display hidden alternatives.

4 USER STUDIES OF HISTORYPALETTE

We conducted user studies to evaluate how HistoryPalette supports people in using a history of generated artifacts for reuse and communication in creative workflows that use generation. We aimed to assess how participants created their composition with new generations vs. reusing history (RQ1), understand how participants used new history organization (concept and position palette) vs. existing history features (time palette and version timeline) (RQ2), and assess if organizing the history could facilitate project collaboration with others (RQ3). In summary, we aimed to assess:

RQ1 History Reuse. How do people use *new generations* vs. a *history of generations* to create compositions in HistoryPalette?

RQ2 Organization. How do people use *linear* (time palette) vs. *non-linear* (concept and position palette) local alternatives? How do people use *local* vs. *global* alternatives?

RQ3 Collaboration. Does HistoryPalette support the use of project history for communication and collaboration?

To answer these questions, we first conducted a **study with creative professionals** who performed an open-ended image composition project with HistoryPalette. We also conducted a **study with collaborators** who used HistoryPalette to create a composition with an initial composition and already-populated alternatives. We address RQ1 and RQ2 by analyzing interactions and participants' descriptions of their experience in both studies. We address RQ3 by collecting participant responses about their perceptions of sharing their history or using others' histories, and by comparing results across the two studies.

4.1 Methods

Our creative professionals study and client collaborator study followed similar protocols.

Procedure. We first asked participants demographic and background questions then provided a 15-minute tutorial of HistoryPalette. Participants then performed an editing task with HistoryPalette, as described below. We instructed participants to think aloud during their editing task while a researcher took notes. We then conducted semi-structured interviews covering their process, interactions with the system, benefits and drawbacks of HistoryPalette, and desired improvements for HistoryPalette. Client collaborators also completed a final questionnaire with Likert item ratings asking about their concrete experience with select UI elements and interaction techniques. These Likert items were constructed to reflect the viewpoints of the participants (i.e., "I thought [...] was useful.") We include the full list of questions in the Appendix A. We audio and screen recorded the studies and recorded all participant interactions with the interface. We conducted the studies remotely via Zoom and in person at a lab space depending on participant preference. Studies lasted 2.5 hours (\$20 gift card compensation) for creative professionals and 1.25 hours (\$40 gift card compensation) for client collaborators.

Editing Task (Creative Professionals). Creative professionals performed a 60-minute open-ended editing activity designed to mimic a creative assignment. We provided professionals the scenario "*imagine you have been hired by a client to create a home*

surrounded by a landscape" and an initial background image. We selected the task and background image (a blue sky and green grass) to encourage open-ended exploration within the bounds of our system and generation limitations (e.g., works better for landscapes than portraits).

Editing Task (Client Collaborators). Clients instead performed a 30-minute editing task given the scenario "*picture that you are a client who had hired a designer to complete a specific design scenario and had just received a copy of the designer's project in HistoryPalette*" along with an initial composition with a complete history in HistoryPalette. Each participant completed this task for one of three design scenarios that we assigned with a balanced random assignment. We then asked client collaborators to explore the project and edit the image to better fit their needs according to the specific design scenario. The first author created all starting projects to represent "designer" projects in the client collaborator study. Each full project took 2-3 hours to create due to base generation speed (around 10 seconds per generation, limited by our hardware).

Participants (Creative Professionals). We recruited three creative professionals (E1-E3) from our professional networks. E1 had 13 years of experience as a graphic designer with regular clients in retail and e-commerce. E2 had 20 years of experience as a creative director with regular clients in diverse industries. E3 had 8 years of experience as a graphic designer with regular clients in retail, fashion, and IT. All professionals used AI generation tools (e.g., Photoshop Generative Fill, Midjourney, Dall-E, Stable Diffusion).

Participants (Client Collaborators). We recruited 8 participants (C1-C8) within our professional and university network who were familiar with generative AI tools for creative processes but they did not need prior creative experience. All participants had tried generative AI at least once before, however no participants self-reported proficiency in using it.

Data Analysis. We analyzed the user interaction logging data to identify the frequency of interactions across HistoryPalette features. We used a German qualitative content analysis method [39] to analyze the transcribed interviews and observation notes we gained during the study. The analysis method is equivalent to thematic analysis [8, 9]. The first and second authors thoroughly reviewed the transcription and observations individually by grouping, splitting, and merging codes to identify themes. Both authors then discussed their themes and collaboratively reorganized their codes until they agreed on common higher-level themes. We performed this analysis separately for each study, then combined common themes and discussed them using research questions.

4.2 RQ1: Use of History in Image Generation

All participants across both studies used HistoryPalette to explore, preview, and reuse image generation alternatives from the prior project history (Table 1). All participants stated in interviews that they appreciated the ability to use the history of the project in their

ID	Time	Preview					Reuse					Generations
		Palettes Position	Concept	Time	Total	Version Timeline	Palettes Position	Concept	Time	Total	Version Timeline	
E1	69 mins	80	155	0	235	72	3	4	0	7	0	27
E2	47 mins	27	102	84	213	29	4	5	3	12	1	24
E3	60 mins	136	281	0	417	70	17	12	0	29	2	20
C1	32 mins	48	223	35	306	93	2	8	0	10	4	8
C2	15 mins	56	95	0	151	33	5	7	0	12	0	2
C3	16 mins	151	107	0	258	17	9	2	0	11	0	3
C4	27 mins	38	265	0	303	168	2	3	0	5	1	4
C5	22 mins	32	119	0	151	28	4	13	0	17	1	5
C6	29 mins	134	111	0	245	0	9	4	0	13	0	6
C7	28 mins	89	338	33	460	125	9	14	5	28	0	5
C8	35 mins	74	490	76	640	141	5	16	1	22	1	4

Table 1: Time and interaction counts for E1, E2, and E3 in the user evaluation with creative professionals. Preview represents hovering to preview a version or alternative on the position, concept, or time palette. Reuse represents clicking on a version, position, concept, or time alternative to place it on the canvas. Generations represent text-to-image generations.

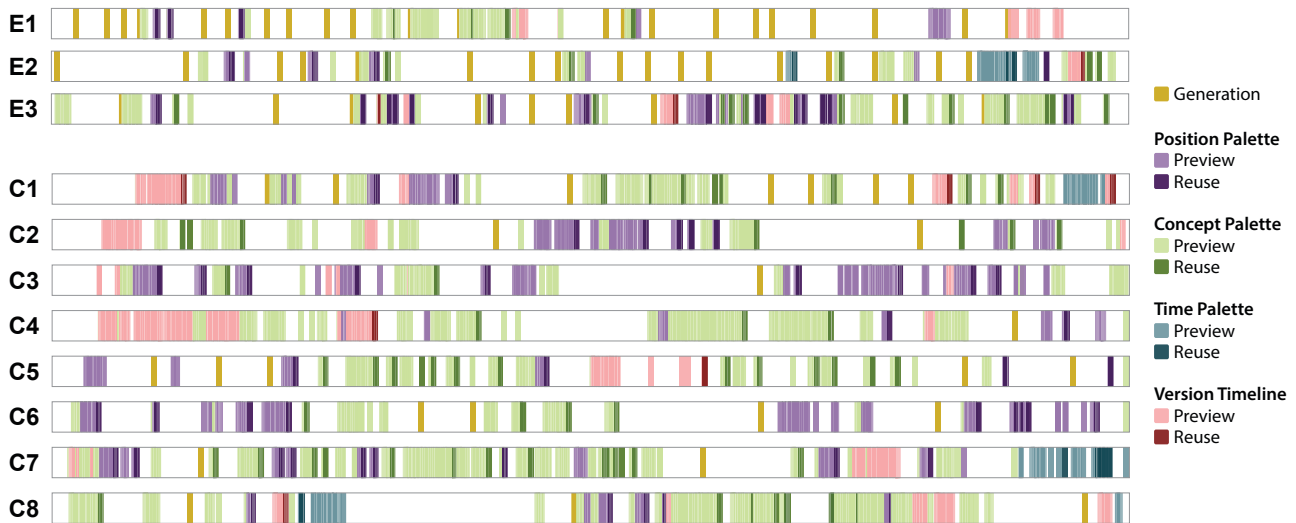


Figure 4: Creative professionals and client collaborators interactions with HistoryPalette and the palettes. While creative professionals used the palettes more frequently as the project progressed, client collaborators first got acquainted with the projects by previewing via the version timeline.

editing task and would use HistoryPalette in the future.

How did creative professionals use history vs. generation?

Creative professionals started with blank projects, so they first generated images to compose their scene (four images were added to the history per prompt), then used the history more often as the project progressed (Figure 4). Creative professionals thus added to their composition more often with new generations (mean=24 times; E1=27, E2=24, E3=20) than the history (mean=14 times; E1=7, E2=10, E3=26) (Table 1). Creative professionals used the palettes more often towards the end of the session, hinting at the palettes’ usefulness as the project progresses (Figure 4). Only one creative professional used the time palette (E2). All creative professionals interleaved generation and history to perform their editing task

(creating a home surrounded by a landscape) in different ways, so we provide three vignettes:

E1 stated that they edited their image by starting from the outside (e.g., background scenery) then gradually “went with the flow of generations” to create the main subject, a house (Figure 5). E1 frequently previewed past alternatives between generations as they went to see which alternative fit best (Figure 4). E1 noted they previewed and used past alternatives for key parts of the image (e.g., golf course, and house), as those were the generations that “took [him] longer in the selection process because a few alternatives would have looked good”. For example, E1 was once between two ideas as they noticed that the modern house and palm trees they recently generated no longer fit with the casual style of a golf course they added earlier. To decide whether to revise the golf course or the

house, E1 used HistoryPalette’s position palette to view alternative golf courses. E1 liked one with a manicured look to match the modern house so they placed the golf course into the image.



Figure 5: E1 reused a past design alternative of a golf course after making changes to the surrounding elements (here: generating a modern villa on the opposite side of the image).

E2 first added a landscape to set the structure of the image (“where to put sea, sky, land?”) then added a subject (house) and the surroundings (e.g., garden). E2 used the palettes towards the end of their process “to see if there were any objects that were better” (e.g., paths, plants). For example, they picked a different path they decided against earlier, as it now looked best with their current version (Figure 6). E2 then added newly generated elements to the image, including flowers and trees, and realized how yet a different path might be better suited to the updated surroundings, so they updated the path with yet another prior path. Then they previewed and selected different flowers as they preferred the old flowers with the new path.




Figure 6: E2 generated a path to the house and spent the next 10 minutes adding more elements to the image such as a tree and flowers. E2 only now realized that they prefer a past design of their path.

E3 started by regenerating their background to create a beach scene and then reverted it to create a house because they wanted to keep the beach in the history to potentially revisit this design choice later. E3 noted that it was “hard to imagine what I want” so they liked the idea of creating the project first and then playing with their past designs and recombining them. E3 frequently used live preview (487 times, Table 1) to assess when any past designs might fit better according to their personal preference and then added preferred designs. At the end of the session, E3 decided to “move it all to the left” increasing exploration as they attempted to rebuild the scene by reusing and recombining prior designs.

How did client collaborators use history vs. generation? Client collaborators started with a project with a pre-populated history,



Figure 7: E3 used HistoryPalette to reuse past designs (here: generations of chickens) and created variations of them by resizing and moving them before pasting onto the image.

and thus instead explored the history first and generated images when their desired outcome did not already exist. Clients thus used alternatives from the history (mean=12, SD=6) more often than they used new generations (mean=5, SD=2). All client collaborators used the position and concept palettes while only 3 of them (C1, C7, C8) used the time palette (Figure 4).

Client collaborators first explored the history of alternatives using hover to preview (Figure 4), then added a prior alternative to the image when they disagreed with the designer’s choice or wanted to change the scene to match a higher-level goal (e.g., C8 recombined past designs to get a darker setting). Participants described that they perceived past designs as starting points (C3, C4, C5) that give options (e.g., “I want to see if there are other nice houses?”) when picking up someone’s idea to improve on it. For example, C6 said “it looked better in my eyes” after explaining why they reused a designer’s past house design. Client collaborators all changed regions of the composition and many made large changes (6 changed the background, 6 changed the main image) (Figure 8). C6 uniquely placed a past design (a barn) in the middle of the scene to explore how the scene would look with a house in the middle, then generated a new house over the barn after they were satisfied with the placement. After bringing past designs back into the image, client collaborators frequently applied transformations to them (i.e. move, resize, and rotate) to make them fit better into the current state of the image. Client collaborators then most often used generation to add concepts that the designer did not explore (e.g., a “horse”, or “grass” instead of existing landscaping options) rather than for generating new versions of previously explored concepts.

History reuse via preview over addition. In both studies, participants used prior design alternatives from their history in their image (from 5 to 26 total alternatives used in the final image, Table 1), but participants experimented with alternatives by hovering to preview them hundreds of times during a project (from 179-781 hover actions per participant). All participants described in the interview that the most important interaction with the system was to explore past designs by hovering on palette items to preview them in the image. This is also supported by participants’ interactions with HistoryPalette (Figure 4). Participants highlighted the importance of being able to preview past designs “next to the alternative” (C7), which made it “easier to visualize” (C8) and “to directly see what it would look like” (C7)

History reuse via paste over rasterize. For both studies, participants often applied transformations to alternatives when they brought them back (i.e. move, resize, and rotate) to fit better into the current state of the image. To add alternatives back 10 of 12 participants used paste more often than rasterize. Participants used paste when the alternative matched the background, and typically used the time-consuming rasterize option more sparingly to smooth out artifacts from alternative/background mismatches.

Creative professionals valued history in generative workflows for control and iterative harmony improvement. Professionals favorably compared HistoryPalette to their prior workflows with generative AI due to the control provided by the history. E1 mentioned that in a prior project, they wanted to generate “a pair of skis” similar to a pair they had generated before but lost access to. After long back and forth they had to give up as their existing tool would not provide them with the desired outcome of the generation, but noted that they would be able to bring back the prior version in HistoryPalette. On a similar note, E2 mentioned that HistoryPalette was more “controllable” than Photoshop.

All creative professionals worked iteratively with the palettes provided by HistoryPalette to achieve harmony in their scenes. For instance, E1 described when exploring prior house alternatives “*this house looks better in the scenery which I just realized after all my changes*”. E1 mentioned that the harmony between previously generated objects in the scene changes whenever new objects are added to the scene. They describe it as “object dependency” which is affected by new generations that are added to the image. Similarly, E3 noted how “*seeing it [objects] in the surroundings led me to taking a different turtle*” which demonstrates how designers make their next design decisions by trying to achieve harmony between elements in their image. E2 also noticed how later in their process they suddenly liked a different flower better when previewing it, suggesting the preview makes this evaluation of harmony easier for designers.

Client collaborators valued history for quality, efficiency, and learning. Client collaborators all used the history more than generation and also all preferred HistoryPalette when asked to compare it to traditional methods like the Generation View in our interface or the Photoshop Generative Fill feature. Clients reported they preferred to use the history compared to generation as it was easier to reuse past designs rather than generate new designs as they are unfamiliar with prompting (C8), worse at prompting than the designer (C5), that they already trust the designer to make good alternatives (C2, C4), and that they find it hard to put their thoughts into words (C2). Participants noted that seeing the designer’s prompts with the prompt view option helped them articulate their own prompts (e.g., C2 mentioned the prompts provided helpful orientation and C4 mentioned they would not have thought about some prompts).

History reuse supports varied collections. E3, C2, C5, and C6 used discarded alternatives to create varied collections including a flock of chickens (E3) and a village of houses (C6). E3 prompted for a chicken, received four generated alternatives, and selected one to add to the scene. E3 later decided they wanted to create a flock of chickens and thus revisited the history to add the other discarded

chickens with a variety of poses and appearances to the scene. C2 similarly created their village through the reuse of transformed versions of past house designs and discarded alternatives, letting them create variations while keeping consistency.

4.3 RQ2: Organization of Alternatives

Participants used and preferred position and concept palettes over the time palette. All participants used position or concept palettes (non-linear, new) more often than they used the time palette (linear, existing) (Table 1). 10 of 12 hovered on the concept palette most often to preview alternatives (C3 and C6 hovered on the position palette most often), and 9 of 12 clicked on the concept palette most often to bring an alternative back (E3, C3, and C6 clicked on the position palette most often). 4 of 12 hovered on the position palette most often and 3 of 12 clicked on the position palette most often to bring an alternative back. 7 of 12 participants never used the time palette. In Likert scale ratings client collaborators indicated that the position palette was most useful followed by the concept palette, while the time palette was rated the lowest out of all system features (Figure 9).

Concept and position palettes reduce the search space. An advantage of concept and position palettes is that they reduce the search space given a user goal. Creative professionals produced 75-95 alternatives and 62-72 alternatives post-filtering (removed 20% of alternatives). Creative professionals had 6 (SD = 1) concepts with 11 (SD = 5) alternatives, and pixel positions with 10 (SD = 3) alternatives each. Creative professionals thus experienced up to a 11x (concept palette) or 7x (position palette) reduction in the search space (similar reductions for clients). Participants used nearby alternatives in the position and concept palette to flicker between a small set of position or concept alternatives, and skimmed concept palette labels to identify topics of interest (Figure 4).

History palettes support flow. E1 and E3 frequently used the position and concept palettes to preview alternatives, and reported that HistoryPalette thus let them stay in the flow as they worked on their design. E1 shared that using HistoryPalette is “*like a river and you flow with the program*” as previewing and using alternatives did not distract their attention from the final image. E3 described:

“I love that I can just go with the flow in creative process here [...] you can just click through and see what could be better or not, it’s just a flow.”

Participants previewed but rarely reused global alternatives. Participants often hovered over prior versions to preview them but rarely clicked prior versions to bring them back. Client collaborators specifically reported that they used the prior whole project versions to understand the overall process to build the project. A few clients restored full prior versions but still used alternatives from a later version. For example, C5 selected an earlier version of the image with fewer elements and then used recent alternatives to build the scene.

4.4 RQ3: Use of History for Collaboration

All participants identified potential for using HistoryPalette’s history organization for collaboration.

Experts valued sharing own history for collaboration. E1, E2, and E3 stated HistoryPalette would support them in communicating with others. All participants stated it would be useful in creating multiple versions to communicate with clients, but participants varied in whether they thought it would be appropriate to give the tool directly to the client.

E1 noted HistoryPalette would be particularly helpful in supporting “*interactive design exchange with the client*” because it “*allows design finding within 15 seconds*.” E1 also wanted to give the entire interface to a client because it is easy to use for clients and would allow clients to make small adjustments — in fact, the company they worked at attempted to make a custom internal tool for a similar purpose. However, they mentioned they could see some designers not wanting clients to be able to modify the final design with the tool (e.g., to keep a consistent style like photographers who do not share the raw image). E3 also expressed that clients may not be interested in seeing the final project, but that it could be useful for designers to walk clients through alternatives they considered in the design (e.g., “*we decided to go for a house but we could have also gone with a bunker instead*”). E2 noted that they would not want to “*show 100 different options to the client*” but they may want to select alternatives for the client to see (e.g., a client could select between two different houses).

E2 and E3 valued history sharing to collaborate with other designers. E2 expressed “*if a different designer has to open the files, it’s very useful!*” She elaborated that if a client gave feedback on specific flowers in the final image, another designer could turn on prompt history to see what prompt was used to create those flowers, then change or improve the prompt (e.g., using the position palette). E3 noted how HistoryPalette would be useful in collaborative settings where “*one lives off of ideas from others*” (e.g., “*let’s take my mountain and your house*”).

Client collaborators valued the ability to understand and communicate about the designer’s process. Participants perceived HistoryPalette as a way that allows them to go back and not only see the history of the project but also understand why designers’ decisions were made. C4 described the ability to see the history as getting to talk to the designer.

Participants highlighted how HistoryPalette allows exploring past designs as a means of getting a better understanding of the designers’ process and reasoning. Participants understood the palette of past designs to show the design space that the designer’s past explorations covered. Participants noted that they could use HistoryPalette find spaces where designers already explored alternatives that were not good (C6), left room for exploration (C8), and potentially communicate the gap (C4). C4 stated they may ask “*Why did you not change the house that often?*” Participants reported that viewing the prompts further provided them with a way to understand the designer’s reasoning including their goal (C7), content of focus (C7) and intentions (C6).

Participants finally noted that HistoryPalette allows clients to take a step towards the designer role. C4 specifically mentions that HistoryPalette allows them to “*change something and then go back to the designer and tell them how [they] like it*”.

4.5 Future Use and Improvements

Creative professionals wanted to use HistoryPalette for long and open-ended projects. Creative practitioners E1 and E3 suggested HistoryPalette would be particularly helpful for large and long projects. E3 imagines that the system would be particularly helpful when working on big projects with 200 objects or more as “*you can go through them all and have them collected there*” or easily change an object even late in the project (e.g., clicking on a plant to see what else they did there). E1 described that HistoryPalette solved a common problem in their usual process:

“If I lose a small object and only realize after 1.5 hours that I lost an object that I cannot really bring back [...] I need to push CTRL + Z all the time just to bring it back, here I can always just bring it back. [...] I have this problem very often, it’s among my top 3 problems.”

All participants stated the tool would be strongest for open-ended settings. E1 described that they know 70% of what they want to create ahead of time, but 30% comes from going with the flow such that HistoryPalette would be strong for the open-ended 30%. E2 reported the tool would be most useful when they were considering a range of possible directions.

Improving controllability of HistoryPalette. Participants raised areas to improve HistoryPalette. Participants noticed artifacts from placing an earlier generation on a new background (e.g., mismatched edges), and thus reported that they would like the option to reuse the foreground object of a prior alternative rather the entire mask. E3 also mentioned that the position palette was helpful but could be difficult to control access to prior small generations (e.g., the mask of a lamp post). While E3 used the concept palette to find the lamp post, they reported that zoom would be useful in the future.

5 DISCUSSION

We reflect on the creative professional and client studies to summarize our key findings and reflect on our design goals (G1-G4), then share limitations and opportunities for future work.

5.1 Study Reflections

G1: Palettes of Alternatives for Discovery. Creative professionals and collaborators frequently used unique features of HistoryPalette (position palette, concept palette) to discover and then reuse alternatives. Participants rarely used or preferred the time palette that most closely mirrors existing support for partial-project alternatives (e.g., layers created by Photoshop Generative Fill [1]). Across both studies, participants used the concept palette most often, followed by the position palette and version timeline (but they rarely clicked the version timeline to revert). We were initially surprised that the concept palette was used more often than the position palette, as participants expressed the most enthusiasm



Figure 8: Original (top) and final (bottom) edited images by clients. Compared to the original images (top), clients made major and minor adjustments to the image using the prior history (bottom). C1 and C4 both changed major background elements, while C3 changed the scale of the castle and generated new horses.

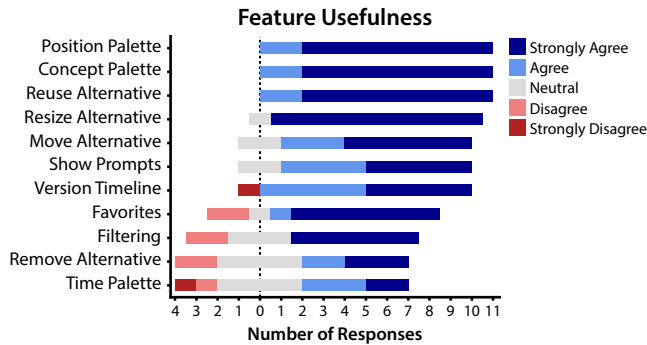


Figure 9: Participant ratings on the usefulness of the features of HistoryPalette. Participants rated the positional and concept palettes as more useful than the time palette.

when talking about the position palette for discovering object alternatives. In practice, the concept palette was always open and easy to browse for alternatives of interest (G1).

G2: Support rapid reuse of alternatives. Across both studies participants shared that reusing alternatives was faster and more predictable than image generation such that they would prefer to reuse their palettes when possible. In both studies, participants successfully added alternatives into their image via rasterize or paste (from 5 to 26 total alternatives used in the final image, Table 1), but participants experimented with alternatives by hovering over them in the palette hundreds of times during a project (from 179-781 hover actions per participant). G2 may be best supported by the combination of right-at-hand alternatives (G1) with hover functionality that enables rapid experimentation of design alternatives.

G3: Provide history filters and favorites. Histories were more useful to participants as they got longer, emphasizing the need for

history management features. While participants had the option to toggle our generation alternatives filter on or off, all participants kept the filter on. Our filter culled alternatives but participants never mentioned the filter positively or negatively. Participants did not use the favorites feature during the limited editing time, but creative professionals noted that this feature may be useful for saving their own alternatives in collaboration (G4).

G4: Support multiple audiences. Both sets of participants expressed excitement about using the system for collaboration (e.g., to help another designer see the prompts, or learn about designers’ prompts), indicating the potential for collaborating using non-linear edit histories (G4). However, client collaborators and creative professionals had occasionally mismatched expectations about how much of the design should be editable vs. stuck in place (G4).

5.2 Implications and Limitations

Generalizability of HistoryPalette. History palettes are a new interaction concept inspired by current creative practice [55] that aim to provide a new solution to the longstanding challenge of history keeping and management in HCI [54]. In contrast to other systems [14, 18, 29, 49] that support reviewing the project history as an *ordered record*, HistoryPalette uniquely attempts to prioritize retrieval of the design alternatives within a projects history to support the use of alternatives as a *palette of materials* [55]. While we designed HistoryPalette to address generative image creation and editing, the concept of history palettes can to many other domains with: (1) semantically meaningful partial-project “alternatives”, and (2) labels to organize alternatives into palettes (e.g. position, concept, time). The concept applies to generative, traditional, and hybrid creative workflows.

We prototyped HistoryPalette with generative image editing as prompt-based generation makes each step a meaningful alternative, and prompts/selections provide labels. HistoryPalette directly extends to emerging prompt-based workflows that share these properties (SVG editing, photo edits, or 3D models). We expect HistoryPalette to be even more useful for traditional or hybrid editing workflows (digital painting, vector editing, photo editing) in which partial-project alternatives consist of low-level steps (strokes, shapes, or filters) – e.g., digital painters iteratively apply brush strokes for portrait backgrounds (a gradient, plants, a porch). HistoryPalette could group low-level actions (brush strokes) into higher-level alternatives (a porch) with labels. Grouping low-level edits is challenging, but recent VLMs/LLMs show potential to create robust methods to group and label low-level edits with recorded user interactions and visual project states. The labels we gain from applying history palette to other domains (e.g., grouping brush strokes into a “tree” label) may benefit systems that support novices learning from creative processes of experts (e.g., from videos [18], or creative livestreams [67]) by providing semantically meaningful labels to further help novices to browse the history. However, HistoryPalette may need to support a dense *hierarchy of alternatives* when labels have multiple lower level steps to support user retrieval at multiple levels of detail (e.g., “trunk” vs. “tree”).

Implications for prompt-based workflows. Uncertainty is inherent to prompt-based workflows where creators specify a text

prompt and receive a high-fidelity image in return. Prior work has explored approaches to support creators wrangling with this uncertainty from helping creators refine their prompts [7, 15, 64] to visualizing a space of potential prompt outputs [4]. However, each new generation costs money and takes time. Our studies demonstrated that access to on-demand alternatives (**G1, G2**) promoted reuse rather than generation for clients (clients reserved generation for when their desired concept did not exist), and promoted reuse for professionals (as their projects increased in length). Participants stated that reducing uncertainty by revisiting the palettes improved flow (for professionals) and increased their confidence in achieving a high-quality result with limited prompting experience (for clients). C6 even used the history to de-risk generation (e.g., previewing a composition with an old object before generating a new one). Our work suggests that easy-to-access past alternatives provide a tool for creators managing uncertainty and costs inherent to generative AI tools.

While creators and clients made use of the palettes to experiment with and use alternatives, we do not know what the long-term impact of such a tool might be. If using prior alternatives is significantly easier, cheaper, or faster than generation, users may slowly converge to a set of alternatives and encounter design fixation. Alternatively, users may try new compositions with ease of palette use (as easy access to history can de-risk exploration [54]). Future work may explore how providing easy to access alternatives will impact the diversity of generations over time. Further, as professionals found HistoryPalette to be more useful as the project progressed, it may be particularly beneficial for professionals to reuse palettes across projects. However, to avoid self-plagiarism, HistoryPalette could indicate or fully remove alternatives creators previously used in a final composition for prior projects (i.e. to “retire” the alternative).

Finally, a challenge and opportunity for history keeping in prompt-based workflows is that the uncertainty and noise present in generative workflows will replicate within the history keeping tool [6]. As the history reflects the creator’s process of moving through uncertainty, the history may feature many irrelevant generations (beyond only errors as addressed in HistoryPalette) as the creator learned to capture their style in prompts. Future work may explore personalized or dynamic filters for history as it accumulates over time (e.g., remove alternatives that do not reflect the creator’s current style). At the same time, the jitter provided by the uncertainty produces more alternatives that could be created manually such that the jitter may support a client in identifying a more optimal alternative for their needs. Keeping the record of uncertainty can also serve to communicate the struggle between the artist and the design tool to ground client feedback on limitations of prompts.

Implications for sharing project history with others. While work primarily explored project histories for personal reuse [5, 14, 49] or sharing a creator’s process [18, 29], HistoryPalette uniquely explores directly providing collaborators with another person’s project history directly to select alternatives or provide feedback. To make use of the project history feasible, HistoryPalette provided a low barrier to entry to exploring history by matching client goals (e.g., preview alternative houses by clicking on the house or looking for houses) and low effort previews for clients quickly

exploring alternative designs (e.g., compared to the time and effort for new generations, or time-based history alone). Our client study demonstrated that clients without experience with the medium (text-to-image generation) could use the history to create new compositions (Figure 8).

Prior work also explores using AI to create artifacts that ground conversation between creators and their collaborators [13, 30, 63] — e.g., by creating moodboards to establish project direction [13], synthesizing references to inform webtoon design [30], or planning initial room designs [63]. Such systems address early stages of the design process when communicating shared direction [13] and achieving a breadth of exploration may be the goal [63], but HistoryPalette demonstrates an opportunity to use the project history to provide feedback in later stages of the design process. In the later stage, collaborators may no longer establish direction but rather provide grounded feedback by previewing alternatives, understand designer constraints for the current choice (e.g., the alternatives do not look better), or even use the palettes to directly tweak the final design within a constrained design space.

As our studies demonstrated the promise of using palettes of alternatives within a single project for personal or collaborative use, an opportunity exists to explore how to manage, share, and reuse palettes across multiple projects or with multiple collaborators. For example, if a creator is working on a project with a colleague, they may combine their palettes. Or, a content creator may sell palettes to people hoping to emulate their style (e.g., like video color grading or photography editing packs). A creator may keep a stack of palettes for different types of projects. Future work may explore how to suggest new palette additions (e.g., full palettes or single alternatives) based on the user’s current palettes or projects.

Quality artifacts in image reuse. The primary limitation of our current system is a limited ability to bring objects back to a new location. When the user selects a region in which to generate an alternative, the system also generates the surrounding background. When that alternative is pasted in a new location or resized an obvious boundary can appear between the old background and new background. To mitigate this issue, participants often selected locations for the object with a similar background, accepted the collage-like feel in favor of their preferred composition, or used rasterize to smooth out artifacts. The creative professional who had significant experience with image generation reused the most alternatives without introducing artifacts, while clients were occasionally plagued by image quality. Users may be able to improve their ability to use the interface, but also models are rapidly improving such that this limitation may diminish over time.

Performance on large or long projects. We conducted two exploratory studies that demonstrated the potential of our new interaction techniques for exploring and reusing editing histories. Both studies were limited to sessions that were 15 minutes to 69 minutes long. We noticed that professionals (who started with blank palettes) used palettes more often as the study went on. The trend may continue as more objects are added but there is likely some point at which our system’s usefulness may plateau or decrease, necessitating additional history summarization. For example, while the concept view can flexibly handle more examples, it may become

challenging to browse by scrolling such that a hierarchical outline may be helpful for navigation. Similarly, our position palette may need to limit its scope over time (e.g., if there have been 100 masks over the middle pixel). While our work demonstrates that such a position palette may be useful in creative image generation workflows, we will explore how to limit the scope of position palettes (e.g., by object [59], recency, diversity).

6 CONCLUSION

We introduce HistoryPalette, a system for surfacing and reusing design alternatives in image generation workflows. HistoryPalette's core components are a position palette, a concept palette, a time palette, and a version timeline supported by tools for filtering and clustering alternatives. We conducted two exploratory user studies that demonstrate the potential of our tool for reusing alternatives in personal creative workflows and in communication with others.

REFERENCES

- [1] [n. d.]. Adobe Photoshop. <https://www.adobe.com/products/photoshop.html>
- [2] [n. d.]. Figma. <https://www.figma.com/>
- [3] [n. d.]. Stable Diffusion XL Refiner 1.0. <https://huggingface.co/stabilityai/stable-diffusion-xl-refiner-1.0>
- [4] Shm Garanganao Almeda, JD Zamfirescu-Pereira, Kyu Won Kim, Pradeep Mani Rathnam, and Bjoern Hartmann. 2024. Prompting for Discovery: Flexible Sense-Making for AI Art-Making with Dreamsheets. In *Proceedings of the CHI Conference on Human Factors in Computing Systems*. 1–17.
- [5] Tyler Angert, Miroslav Suzara, Jenny Han, Christopher Pondoc, and Hariharan Subramonyam. 2023. Spellburst: A Node-based Interface for Exploratory Creative Coding with Natural Language Prompts. *Proceedings of the 36th Annual ACM Symposium on User Interface Software and Technology* (2023). <https://api.semanticscholar.org/CorpusID:260704716>
- [6] Jesse Josua Benjamin, Arne Berger, Nick Merrill, and James Pierce. 2021. Machine learning uncertainty as a design material: A post-phenomenological inquiry. In *Proceedings of the 2021 CHI conference on human factors in computing systems*. 1–14.
- [7] Stephen Brade, Bryan Wang, Mauricio Sousa, Sageev Oore, and Tovi Grossman. 2023. Promptify: Text-to-image generation through interactive prompt exploration with large language models. In *Proceedings of the 36th Annual ACM Symposium on User Interface Software and Technology*. 1–14.
- [8] Virginia Braun and Victoria Clarke. 2006. Using thematic analysis in psychology. *Qualitative Research in Psychology* 3, 2 (jan 2006), 77–101. <https://doi.org/10.1191/1478088706qp063oa>
- [9] Virginia Braun and Victoria Clarke. 2019. Reflecting on reflexive thematic analysis. *Qualitative Research in Sport, Exercise and Health* 11, 4 (2019), 589–597. <https://doi.org/10.1080/2159676X.2019.1628806> arXiv:<https://doi.org/10.1080/2159676X.2019.1628806>
- [10] Sara Bunian, Kai Li, Chaima Jemmal, Casper Hartevelde, Yun Fu, and Magy Seif Seif El-Nasr. 2021. Vins: Visual search for mobile user interface design. In *Proceedings of the 2021 CHI Conference on Human Factors in Computing Systems*. 1–14.
- [11] Lydia B. Chilton, S. Petridis, and Maneesh Agrawala. 2019. VisiBlends: A Flexible Workflow for Visual Blends. *Proceedings of the 2019 CHI Conference on Human Factors in Computing Systems* (2019). <https://api.semanticscholar.org/CorpusID:96456140>
- [12] DaEun Choi, Sumin Hong, Jeongeon Park, John Joon Young Chung, and Juho Kim. 2023. CreativeConnect: Supporting Reference Recombination for Graphic Design Ideation with Generative AI. arXiv:2312.11949 [cs.HC]
- [13] John Joon Young Chung and Eytan Adar. 2023. Artinter: AI-Powered Boundary Objects for Commissioning Visual Arts. In *Proceedings of the 2023 ACM Designing Interactive Systems Conference*. 1997–2018.
- [14] Hai Dang, Frederik Brudy, George Fitzmaurice, and Fraser Anderson. 2023. WorldSmith: Iterative and Expressive Prompting for World Building with a Generative AI. In *Proceedings of the 36th Annual ACM Symposium on User Interface Software and Technology* (San Francisco, CA, USA) (UIST '23). Association for Computing Machinery, New York, NY, USA, Article 63, 17 pages. <https://doi.org/10.1145/3586183.3606772>
- [15] Yingchaojie Feng, Xingbo Wang, Kam Kwai Wong, Sijia Wang, Yuhong Lu, Minfeng Zhu, Baicheng Wang, and Wei Chen. 2023. Promptmagician: Interactive prompt engineering for text-to-image creation. *IEEE Transactions on Visualization and Computer Graphics* (2023).
- [16] Thomas Funkhouser, Patrick Min, Michael Kazhdan, Joyce Chen, Alex Halderman, David Dobkin, and David Jacobs. 2003. A search engine for 3D models. *ACM Transactions on Graphics (TOG)* 22, 1 (2003), 83–105.
- [17] Floraine Grabler, Maneesh Agrawala, Wilnot Li, Mira Dontcheva, and Takeo Igarashi. 2009. Generating photo manipulation tutorials by demonstration. In *ACM SIGGRAPH 2009 papers*. 1–9.
- [18] Tovi Grossman, Justin Matejka, and George Fitzmaurice. 2010. Chronicle: capture, exploration, and playback of document workflow histories. In *Proceedings of the 23rd annual ACM symposium on User interface software and technology*. 143–152.
- [19] Björn Hartmann, Sean Follmer, Antonio Ricciardi, Timothy Cardenas, and Scott R Klemmer. 2010. D. note: revising user interfaces through change tracking, annotations, and alternatives. In *Proceedings of the SIGCHI Conference on Human Factors in Computing Systems*. 493–502.
- [20] Scarlett R Herring, Chia-Chen Chang, Jesse Krantzler, and Brian P Bailey. 2009. Getting inspired! Understanding how and why examples are used in creative design practice. In *Proceedings of the SIGCHI conference on human factors in computing systems*. 87–96.
- [21] Scarlett R Herring, Brett R Jones, and Brian P Bailey. 2009. Idea generation techniques among creative professionals. In *2009 42nd Hawaii International Conference on System Sciences*. IEEE, 1–10.
- [22] Forrest Huang, John F Canny, and Jeffrey Nichols. 2019. Swire: Sketch-based user interface retrieval. In *Proceedings of the 2019 CHI Conference on Human Factors in Computing Systems*. 1–10.
- [23] Rong Huang, Hai-Chuan Lin, Chuanzhang Chen, Kang Zhang, and Wei Zeng. 2024. PlantoGraphy: Incorporating Iterative Design Process into Generative Artificial Intelligence for Landscape Rendering. arXiv:2401.17120 [cs.HC]
- [24] Alexander Ivanov, David Ledo, Tovi Grossman, George W. Fitzmaurice, and Fraser Anderson. 2022. MoodCubes: Immersive Spaces for Collecting, Discovering and Envisioning Inspiration Materials. *Proceedings of the 2022 ACM Designing Interactive Systems Conference* (2022). <https://api.semanticscholar.org/CorpusID:249579156>
- [25] Youwen Kang, Zhida Sun, Sitong Wang, Zeyu Huang, Ziming Wu, and Xiaojuan Ma. 2021. MetaMap: Supporting Visual Metaphor Ideation through Multi-dimensional Example-based Exploration. *Proceedings of the 2021 CHI Conference on Human Factors in Computing Systems* (2021). <https://api.semanticscholar.org/CorpusID:233987804>
- [26] Andriuid Kerne. 2000. CollageMachine: An Interactive Agent of Web Recombination. *Leonardo* 33 (2000), 347–350. <https://api.semanticscholar.org/CorpusID:57560897>
- [27] Kevin Gonyop Kim, Richard Lee Davis, Alessia Eletta Coppi, Alberto A. P. Cattaneo, and Pierre Dillenbourg. 2022. Mixplorer: Scaffolding Design Space Exploration through Genetic Recombination of Multiple Peoples' Designs to Support Novices' Creativity. *Proceedings of the 2022 CHI Conference on Human Factors in Computing Systems* (2022). <https://api.semanticscholar.org/CorpusID:248420227>
- [28] Diederik P Kingma and Max Welling. 2013. Auto-encoding variational bayes. *arXiv preprint arXiv:1312.6114* (2013).
- [29] Scott R Klemmer, Michael Thomsen, Ethan Phelps-Goodman, Robert Lee, and James A Landay. 2002. Where do web sites come from? Capturing and interacting with design history. In *Proceedings of the SIGCHI conference on Human factors in computing systems*. 1–8.
- [30] Hyung-Kwon Ko, Subin An, Gwanmo Park, Seung Kwon Kim, Daesik Kim, Bohyoung Kim, Jaemin Jo, and Jinwook Seo. 2022. We-toon: A Communication Support System between Writers and Artists in Collaborative Webtoon Sketch Revision. In *Proceedings of the 35th Annual ACM Symposium on User Interface Software and Technology*. 1–14.
- [31] Nicholas Kong, Tovi Grossman, Björn Hartmann, Maneesh Agrawala, and George Fitzmaurice. 2012. Delta: a tool for representing and comparing workflows. In *Proceedings of the SIGCHI Conference on Human Factors in Computing Systems*. 1027–1036.
- [32] Ranjitha Kumar, Jerry O Talton, Salman Ahmad, and Scott R Klemmer. 2011. Bricolage: example-based retargeting for web design. In *Proceedings of the SIGCHI Conference on Human Factors in Computing Systems*. 2197–2206.
- [33] Katrien Laenen, Susana Zoghbi, and Marie-Francine Moens. 2018. Web search of fashion items with multimodal querying. In *Proceedings of the eleventh ACM international conference on web search and data mining*. 342–350.
- [34] Brian Lee, Savil Srivastava, Ranjitha Kumar, Ronen Brafman, and Scott R Klemmer. 2010. Designing with interactive example galleries. In *Proceedings of the SIGCHI conference on human factors in computing systems*. 2257–2266.
- [35] Jingyi Li, Sonia Hashim, and Jennifer Jacobs. 2021. What we can learn from visual artists about software development. In *Proceedings of the 2021 CHI Conference on Human Factors in Computing Systems*. 1–14.
- [36] Vivian Liu, Han Qiao, and Lydia B Chilton. 2022. Opal: Multimodal image generation for news illustration. In *Proceedings of the 35th Annual ACM Symposium on User Interface Software and Technology*. 1–17.
- [37] Vivian Liu, Han Qiao, and Lydia B. Chilton. 2022. Opal: Multimodal Image Generation for News Illustration. *Proceedings of the 35th Annual ACM Symposium*

- on *User Interface Software and Technology* (2022). <https://api.semanticscholar.org/CorpusID:248240054>
- [38] Justin Matejka, Michael Glueck, Erin Bradner, Ali Hashemi, Tov Grossman, and George W. Fitzmaurice. 2018. Dream Lens: Exploration and Visualization of Large-Scale Generative Design Datasets. *Proceedings of the 2018 CHI Conference on Human Factors in Computing Systems* (2018). <https://api.semanticscholar.org/CorpusID:5041597>
- [39] Philipp Mayring. 2021. Qualitative content analysis: A step-by-step guide. *Qualitative Content Analysis* (2021), 1–100.
- [40] Chenlin Meng, Yutong He, Yang Song, Jiaming Song, Jiajun Wu, Jun-Yan Zhu, and Stefano Ermon. 2021. Sdedit: Guided image synthesis and editing with stochastic differential equations. *arXiv preprint arXiv:2108.01073* (2021).
- [41] MidJourney. 2022. MidJourney AI Image Generation Tool. <https://www.midjourney.com> Version 5.0, accessed September 12, 2024.
- [42] Peter O’Donovan, Aseem Agarwala, and Aaron Hertzmann. 2015. Designscape: Design with interactive layout suggestions. In *Proceedings of the 33rd annual ACM conference on human factors in computing systems*. 1221–1224.
- [43] Jasper O’Leary, Holger Winnemöller, Wilmot Li, Mira Dontcheva, and Morgan Dixon. 2018. Charrette: Supporting In-Person Discussions around Iterations in User Interface Design. In *Proceedings of the 2018 CHI Conference on Human Factors in Computing Systems*. 1–11.
- [44] OpenAI. 2024. OpenAI API. <https://platform.openai.com>. Accessed: 2024-12-1.
- [45] Sanghyuk Park, Minchul Shin, SungHo Ham, Seungkwon Choe, and YooHoon Kang. 2019. Study on fashion image retrieval methods for efficient fashion visual search. In *Proceedings of the IEEE/CVF conference on computer vision and pattern recognition workshops*. 0–0.
- [46] Amy Pavel, Floraine Berthouzo, Björn Hartmann, and Maneesh Agrawala. 2013. Browsing and analyzing the command-level structure of large collections of image manipulation tutorials. *CiteSeer, Tech. Rep.* (2013).
- [47] Tingting Qiao, Jing Zhang, Duanqing Xu, and Dacheng Tao. 2019. Learn, Imagine and Create: Text-to-Image Generation from Prior Knowledge. In *Neural Information Processing Systems*. <https://api.semanticscholar.org/CorpusID:202783730>
- [48] Tingting Qiao, Jing Zhang, Duanqing Xu, and Dacheng Tao. 2019. MirrorGAN: Learning Text-To-Image Generation by Redescription. *2019 IEEE/CVF Conference on Computer Vision and Pattern Recognition (CVPR)* (2019), 1505–1514. <https://api.semanticscholar.org/CorpusID:76661216>
- [49] Eric Rawn, Jingyi Li, Eric Paulos, and Sarah E. Chasins. 2023. Understanding Version Control as Material Interaction with Quickpose. In *Proceedings of the 2023 CHI Conference on Human Factors in Computing Systems* (Hamburg, Germany) (CHI ’23). Association for Computing Machinery, New York, NY, USA, Article 126, 18 pages. <https://doi.org/10.1145/3544548.3581394>
- [50] Robin Rombach, Andreas Blattmann, Dominik Lorenz, Patrick Esser, and Björn Ommer. 2021. High-Resolution Image Synthesis with Latent Diffusion Models. *arXiv:2112.10752 [cs.CV]*
- [51] Nataniel Ruiz, Yuanzhen Li, Varun Jampani, Yael Pritch, Michael Rubinstein, and Kfir Aberman. 2023. Dreambooth: Fine tuning text-to-image diffusion models for subject-driven generation. In *Proceedings of the IEEE/CVF Conference on Computer Vision and Pattern Recognition*. 22500–22510.
- [52] Donald A Schön. 2017. *The reflective practitioner: How professionals think in action*. Routledge.
- [53] Moushumi Sharmin, Brian P Bailey, Cole Coats, and Kevin Hamilton. 2009. Understanding knowledge management practices for early design activity and its implications for reuse. In *Proceedings of the SIGCHI Conference on Human Factors in Computing Systems*. 2367–2376.
- [54] Ben Shneiderman. 2007. Creativity support tools: accelerating discovery and innovation. *Commun. ACM* 50, 12 (2007), 20–32.
- [55] Sarah Sterman, Molly Jane Nicholas, and Eric Paulos. 2022. Towards Creative Version Control. *Proceedings of the ACM on Human-Computer Interaction* 6, CSCW2 (2022), 1–25.
- [56] Blair Subbaraman, Shenna Shim, and Nadya Peek. 2023. Forking a Sketch: How the OpenProcessing Community Uses Remixing to Collect, Annotate, Tune, and Extend Creative Code. *Proceedings of the 2023 ACM Designing Interactive Systems Conference* (2023). <https://api.semanticscholar.org/CorpusID:259376328>
- [57] Amanda Swearngin, Chenglong Wang, Alannah Oleson, James Fogarty, and Amy J. Ko. 2020. Scout: Rapid Exploration of Interface Layout Alternatives through High-Level Design Constraints. In *Proceedings of the 2020 CHI Conference on Human Factors in Computing Systems* (Honolulu, HI, USA) (CHI ’20). Association for Computing Machinery, New York, NY, USA, 1–13. <https://doi.org/10.1145/3313831.3376593>
- [58] Michael Terry and Elizabeth D Mynatt. 2002. Recognizing creative needs in user interface design. In *Proceedings of the 4th Conference on Creativity & Cognition*. 38–44.
- [59] Michael Terry, Elizabeth D Mynatt, Kumiyo Nakakoji, and Yasuhiro Yamamoto. 2004. Variation in element and action: supporting simultaneous development of alternative solutions. In *Proceedings of the SIGCHI conference on Human factors in computing systems*. 711–718.
- [60] Veera Vimpari, Annakaisa Kultima, Perttu Hämäläinen, and Christian Guckelsberger. 2023. “An Adapt-or-Die Type of Situation”: Perception, Adoption, and Use of Text-to-Image-Generation AI by Game Industry Professionals. *Proceedings of the ACM on Human-Computer Interaction* 7 (2023), 131 – 164. <https://api.semanticscholar.org/CorpusID:257206087>
- [61] Samangi Wadinambiarachchi, Ryan M. Kelly, Saumya Pareek, Qiushi Zhou, and Eduardo Velloso. 2024. The Effects of Generative AI on Design Fixation and Divergent Thinking. *arXiv:2403.11164 [cs.HC]*
- [62] Sitong Wang, Savvas Petridis, Taeahn Kwon, Xiaojuan Ma, and Lydia B Chilton. 2023. PopBlends: Strategies for conceptual blending with large language models. In *Proceedings of the 2023 CHI Conference on Human Factors in Computing Systems*. 1–19.
- [63] Shun-Yu Wang, Wei-Chung Su, Serena Chen, Ching-Yi Tsai, Marta Misztal, Katherine M Cheng, Alwena Lin, Yu Chen, and Mike Y Chen. 2024. RoomDreaming: Generative-AI Approach to Facilitating Iterative, Preliminary Interior Design Exploration. In *Proceedings of the CHI Conference on Human Factors in Computing Systems*. 1–20.
- [64] Zhijie Wang, Yuheng Huang, Da Song, Lei Ma, and Tianyi Zhang. 2024. PromptCharm: Text-to-Image Generation through Multi-modal Prompting and Refinement. In *Proceedings of the CHI Conference on Human Factors in Computing Systems*. 1–21.
- [65] Jeremy Warner, Kyu Won Kim, and Bjoern Hartmann. 2023. Interactive Flexible Style Transfer for Vector Graphics. In *Proceedings of the 36th Annual ACM Symposium on User Interface Software and Technology*. 1–14.
- [66] Weihao Xia, Yujia Yang, Jing Xue, and Baoyuan Wu. 2021. TediGAN: Text-Guided Diverse Face Image Generation and Manipulation. *2021 IEEE/CVF Conference on Computer Vision and Pattern Recognition (CVPR)* (2021), 2256–2265. <https://api.semanticscholar.org/CorpusID:235702618>
- [67] Saelyne Yang, Changyoon Lee, Hujung Valentina Shin, and Juho Kim. 2020. Snapshot-stream: Snapshot-based interaction in live streaming for visual art. In *Proceedings of the 2020 CHI Conference on Human Factors in Computing Systems*. 1–12.
- [68] Loufouz Zaman, Wolfgang Stuerzlinger, Christian Neugebauer, Robert F. Woodbury, Maher Elkhaldi, Naghmi I. Shireen, and Michael A. Terry. 2015. GEM-NI: A System for Creating and Managing Alternatives In Generative Design. *Proceedings of the 33rd Annual ACM Conference on Human Factors in Computing Systems* (2015). <https://api.semanticscholar.org/CorpusID:13759525>
- [69] Lvmin Zhang, Anyi Rao, and Maneesh Agrawala. 2023. Adding conditional control to text-to-image diffusion models. In *Proceedings of the IEEE/CVF International Conference on Computer Vision*. 3836–3847.



Figure 10: Example successes and errors of our filter that removes incorrect generations. The grey background indicates the system predicted a generation error. The system incorrectly classifies the driveway as a generation error (False Positive), correctly classifies the sportscar as a correct generation (True Negative), incorrectly classifies the plant generated for “modern house” as a correct generation (False Negative), and correctly classifies the flowers generated for the prompt “person” as a generation error (True Positive).

A APPENDIX

A.1 Examples of our filtering results

We include a figure demonstrating the successes (True Positive, True Negative) and failures (False Positive, False Negative) of our filtering approach.