

Heralded entanglement of on-demand spin-wave solid-state quantum memories for multiplexed quantum network links

Jonathan Hänni,^{1,*} Alberto E. Rodríguez-Moldes,^{1,*} Félicien Appas^{†,1,*} Soeren Wengerowsky,¹
Dario Lago-Rivera,¹ Markus Teller,¹ Samuele Grandi,¹ and Hugues de Riedmatten^{1,2}

¹*ICFO - Institut de Ciències Fotoniques, The Barcelona Institute
of Science and Technology, Castelldefels (Barcelona) 08860, Spain*

²*ICREA - Institutio Catalana de Recerca i Estudis Avançats, 08015 Barcelona, Spain*

(Dated: January 9, 2025)

The ability to distribute heralded entanglement between distant matter nodes is a primitive for the implementation of large-scale quantum networks. Some of the most crucial requirements for future applications include high heralding rates at telecom wavelengths, multiplexed operation and on-demand retrieval of stored excitations for synchronization of separate quantum links. Despite tremendous progress in various physical systems, the demonstration of telecom-heralded entanglement between quantum nodes featuring both multiplexed operation and on-demand retrieval remains elusive. In this work, we combine narrowband parametric photon-pair sources and solid-state quantum memories based on rare-earth doped crystals to demonstrate telecom heralded entanglement between spatially separated spin-wave quantum memories with fully adjustable recall time and temporal multiplexing of 15 modes. In a first experiment, the storage in the spin-state is conditioned on the entanglement heralding. We take advantage of the control over readout pulse phase to achieve feed-forward conditional phase-shifts on the stored photons depending on which heralding detector clicked. We exploit this effect to double the entanglement heralding rate for a given quantum state up to 500 counts/s, with a measured positive concurrence by up to 6 standard deviations. In a second experiment, we simulate the communication time of a long-distance link by implementing an unconditional storage scheme with a dead-time of 100 μ s, leading to an entanglement rate of 22 counts/s per heralding detector, increased by a factor of 15 thanks to temporal multiplexing. These results establish our architecture as a prime candidate for the implementation of scalable high-rate quantum network links.

I. INTRODUCTION

The realization of a large-scale network of interconnected quantum nodes is one of the most promising avenues of quantum technologies [1, 2]. In this vision, matter qubits at remote locations are linked by single photons traveling in optical fibers, which distribute non-classical correlations that can be used as a resource for a number of compelling applications. Near-term quantum-assisted distributed tasks include blind quantum computing or quantum leader election [1] ultimately leading to protocols taking advantage of the full potential of a quantum network such as distributed quantum computing [3], distributed sensing [4] or quantum cryptography [5]. One of the challenges that such an endeavor has to face is the exponential absorption losses these photons have to withstand when traveling over long distances in optical fibers, an effect that cannot be counteracted by cloning or amplifying due to the intrinsic quantum nature of the light field. Quantum repeaters have been proposed as a way to overcome this limitation by splitting long links into smaller segments, where entanglement between quantum memories (QM) placed at the edges can be established in a heralded way [6, 7]. Once two adjacent segments

are entangled, a swapping operation can be performed on the two neighboring QMs to extend the remote entanglement over the entire network. The scalability of this architecture over large distance requires high entanglement generation rates and a quantum memory with high efficiency and long storage time. Other key enabling features are the ability to retrieve the stored quantum state on-demand and to store multiple photonic modes in a single QM. The former serves as an essential tool for synchronizing swapping operations between adjacent network segments while the latter is mandatory to achieve high enough rates for a network application by allowing to perform continuous storage attempts during the latency introduced by the finite travel time of photons between nodes [8]. Heralded entanglement of spatially separated atomic systems has already been performed in a variety of physical systems including single neutral atoms and ions [9–11], color centers in the solid-state [12–14] or cold atomic clouds [15, 16] but their multiplexing capabilities have so far remained limited, hindering their use in high-rate long-distance quantum links.

In this work, we bridge the gap between previous realizations in different platforms by achieving the demonstration of telecom-heralded entanglement of ensemble-based quantum memories featuring both on-demand and multiplexed storage. Our implementation is based on spin-wave atomic frequency comb (AFC) storage in $\text{Pr}^{3+}:\text{Y}_2\text{SiO}_5$ rare-earth ion doped crystal (REIC) QMs and non-degenerate cavity-enhanced spontaneous para-

* These authors contributed equally.

[†] Corresponding author: felicien.appas@icfo.eu.

metric downconversion (cSPDC) sources. This system benefits from multiplexed storage in several degrees of freedom such as temporal [17], spectral [18, 19] or spatial [20, 21] as well as the possibility to achieve high storage efficiency [22–24] and ultra-long storage times [25–27]. Crucially, all of these features are compatible with on-demand storage and retrieval from the QM [28]. Heralded memory-memory entanglement with predetermined storage time [29–31] has already been established using REICs. However the high level of noise generated by the strong optical control pulses needed to perform on-demand storage has thus far hindered the demonstration of this functionality in entanglement distribution between quantum nodes. Thanks to a significant improvement in signal-to-noise ratio for single photon storage with respect to the state of the art, we are able to demonstrate telecom-heralded entanglement between two spin-wave quantum memories with on-demand read-out by up to six standard deviation and for storage times of up to 25 μ s. We exemplify the versatility of our storage protocol by performing, for the first time in rare-earth solid-state QMs, conditional state manipulation upon photon retrieval by active feedback on the readout pulse phase, leading to heralding rates up to 500 events/s. Finally, we highlight the linear increase of the heralding rate with the number of stored temporal modes in an unconditional entanglement generation sequence, with recorded values as high as 22 events/s per idler detector.

II. EXPERIMENTAL SETUP

A. Entanglement generation scheme

Our experimental setup, as depicted in Fig. 1 (a), consists of two quantum nodes, A and B, each containing a non-degenerate cSPDC entangled photon-pair source and a solid-state quantum memory. the QMs are placed in separate cryostats located several meters apart. Signal photons are stored in the QM while idlers fields are mixed on a 50/50 beamsplitter (BS) at a central station. In the absence of losses in the signal modes and neglecting multiphoton emission, a heralding event projects the state of the QMs into a single-photon entangled state, where an atomic excitation is delocalized between the QMs of the two remote nodes A and B [7, 30]:

$$|\Psi^\pm\rangle = (|10\rangle_{AB} \pm e^{i\varphi} |01\rangle_{AB}) / \sqrt{2}, \quad (1)$$

where $|0\rangle, |1\rangle$ correspond to the state of a memory with 0 or 1 excitation stored, respectively, and $\varphi = \varphi_s + \varphi_i$ where φ_s, φ_i denote the optical phase picked up by the signal and idler photon after they have been emitted by the source. The relative phase between the two components of the quantum state depends on which detector is used for heralding: a detection at idler detector i_1 or i_2 will herald the state $|\Psi^+\rangle$ or $|\Psi^-\rangle$, respectively. We emphasize that the entanglement is heralded upon detection of a single idler photon and therefore may eventually

offer higher entanglement rates than schemes relying on two-photon detections.

In order to consistently herald the same quantum states for each idler detection event, the phase term $e^{i\varphi} = e^{i(\varphi_s + \varphi_i)}$, has to be kept constant. To this end, we insert piezoelectric fiber stretchers (PZ) in signal and idler paths in order to stabilize the fiber length by locking to a classical interference signal (see Supplementary Material).

B. On-demand quantum memory

The quantum memory used in this work is a $\text{Pr}^{3+}:\text{Y}_2\text{SiO}_5$ rare-earth doped crystal cooled down to 3 K in a liquid helium closed-cycle cryostat (Montana Cryostation at node A and MyCryoFirm at node B). We exploit the broad inhomogeneous linewidth (≈ 10 GHz) of the $^3H_4(0) \leftrightarrow ^1D_2(0)$ optical transition at 606 nm to perform light storage using the atomic frequency comb (AFC) protocol [17]. The relevant energy levels are shown in Fig. 1 (d) and the three states forming the lambda system used in the AFC storage sequence are denoted as $|g\rangle, |s\rangle$ and $|e\rangle$. The memory is prepared by optically pumping the atomic ground state population such as to keep the hyperfine level $|s\rangle$ empty then by preparing an AFC of periodicity Δ in the $|g\rangle \leftrightarrow |e\rangle$ transition (see Supplementary Materials for details). As an incident photon gets absorbed, a collective excitation is created and the photon is re-emitted at a time $\tau_{\text{AFC}} = 1/\Delta$. Since the parameter Δ has to be set in advance at the memory preparation stage, before an incoming photon enters the crystal, storage in the excited state using the AFC alone does not allow for on-demand retrieval of the stored excitation.

We implement on-demand retrieval by resorting to the complete spin-wave AFC protocol [32] as illustrated in Fig. 1 (e). After the creation of an optical excitation in the crystal, the excited state population $|e\rangle$ is transferred down to the long-lived hyperfine spin state $|s\rangle$, initially left empty during memory preparation. This is achieved by sending a bright optical control pulse (CP) resonant with the $|s\rangle \leftrightarrow |e\rangle$ transition that will freeze the AFC rephasing. After a time T_s , the population in $|s\rangle$ is mapped back onto the excited state $|e\rangle$ by a second CP, the AFC rephasing resumes and a photon is re-emitted at a time $\tau_{\text{AFC}} + T_s$. By tuning the delay T_s between the two control pulses, the total storage time can be adjusted at will. However, the control pulses are the main source of noise in this protocol as they can cause fluorescence stemming from a nonzero population remaining in $|s\rangle$ due to imperfect optical pumping, scattering of uncorrelated light into the photon collection mode, as well as spurious free-induction decay. To mitigate the effect of this noise, each QM is followed by an additional $\text{Pr}^{3+}:\text{Y}_2\text{SiO}_5$ filter crystal featuring a narrow transparency window around the signal photon frequency (See Appendix A for details).

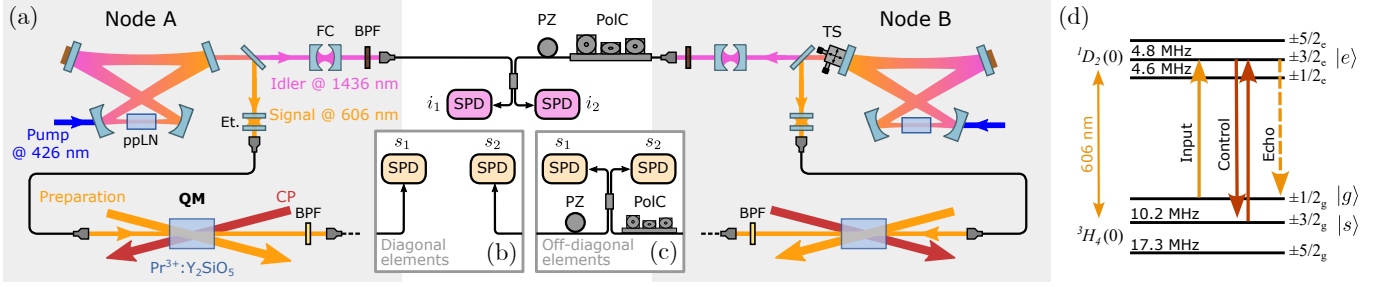


FIG. 1. (a) Experimental setup. Each quantum node consists of a non-degenerate cSPDC source and a $\text{Pr}^{3+}:\text{Y}_2\text{SiO}_5$ solid-state QM. Heralding is performed at an intermediate station by mixing the idler fields on a 50/50 beam splitter and recording single photon detection events, which herald an entangled state of a delocalized excitation shared across the two QMs. For density matrix reconstruction, single photons retrieved from the memory crystals are either (b) directly detected (diagonal elements measurement) or (c) interfered at a 50/50 BS (off-diagonal elements measurement). ppLN: Periodically Poled Lithium Niobate. FC: Filter Cavity. BPF: Bandpass Filter. PZ: Piezoelectric Fiber Stretcher. PolC: Polarization Controller. QM: Quantum Memory. CP: Control Pulse. SPD: Single Photon Detector. TS: Translational Stage. Et: Etalon filter. (d) Energy levels corresponding to the $^3H_4(0) \leftrightarrow ^1D_2(0)$ transition in $\text{Pr}^{3+}:\text{Y}_2\text{SiO}_5$. Input signal photons at 606 nm from the cSPDC sources are resonant with the $1/2_g \leftrightarrow 3/2_e$ transition, where they are absorbed. The optical excitation is then stored into and then retrieved from the $3/2_g$ spin level using control pulses and finally is re-emitted optically as photon echo at the frequency of the $1/2_g \leftrightarrow 3/2_e$ transition.

C. Narrowband entangled photon-pair sources

The cSPDC source used to generate entangled photon-pairs is designed such as to fulfill two main requirements, namely compatibility with telecom fiber links and compliance with storage in $\text{Pr}^{3+}:\text{Y}_2\text{SiO}_5$ quantum memories [33]. To this end, we use non-degenerate quasi-phase matching in a periodically-poled lithium niobate where a 426 nm pump field generates a telecom idler photon at 1436 nm, used for heralding over a fiber channel, and a signal photon at 606 nm, which is stored in the QM. Moreover, by embedding the nonlinear crystal into a doubly-resonant optical cavity, we ensure that the signal photons are generated in a 2.5 MHz narrow-linewidth cavity mode that falls within the 4 MHz bandwidth of AFC storage. To ensure that the heralded signal photons belong to a single well-defined frequency mode, we restrict the idler photon spectrum to a single mode using a narrow filter cavity, as depicted in Fig. 1 (a). The sources of node A and B feature a heralding efficiency of around 20% (in fiber), and detected raw idler count rate of around 5300 counts/s for a typical pump power of 3.85 mW. To guarantee both spectral matching of the signal photons to the AFC and indistinguishability of the idler fields from both nodes a similar cascaded locking scheme of the two source cavities as in Ref. [30] is implemented.

III. QUANTUM LIGHT STORAGE PERFORMANCE

We assess the quality of single photon storage independently at each node by measuring the temporal cross-correlation $g_{si}^{(2)}$ between an idler photon and a signal

photon retrieved after spin-wave AFC storage. For this characterization, the memories operate at a total storage time of $\tau = \tau_{\text{AFC}} + T_S = 16 \mu\text{s}$ with $\tau_{\text{AFC}} = 10 \mu\text{s}$ and $T_S = 6 \mu\text{s}$. The experiment runs in a conditional fashion, as depicted in Fig. 1 (e). Upon detection of an idler photon, a first CP is sent to the QM while the SPDC pump is turned off in order to avoid noise generated by the pump field from leaking inside the spin-wave echo temporal mode. Consecutive to the memory readout executed with a second CP, the SPDC turns back on after a total delay of 20 μs while the memory remains closed for a dead time of 200 μs during which no storage is performed in order to allow for fluorescence from CP2 to decay before the next storage attempt is performed. Idler and signal photons are detected using superconducting nanowire single photon detectors (IDQuantique ID281) and the detection timestamps are processed using a time-tagger (Zurich Instruments HDAWG).

The obtained time-correlation histograms are presented in Fig. 2. Storage and retrieval efficiencies of 4.9% and 6.6% for a 280 ns-wide detection window are obtained for Node A and Node B, respectively (see Appendix VIII A for more details on memory characterization). We obtain the value of the cross correlation as $g_{si}^{(2)} = p_{si}/(p_s p_i)$ where p_{si} is the probability of detecting a coincidence between idler and signal detectors within the detection window while p_i and p_s are the probabilities of signal and idler clicks. We experimentally estimate the product $p_s p_i$ by averaging the number of coincidence events over two noise windows located before and after the photon detection window (grey areas in Fig. 2) which gives us an estimate of the noise baseline at the location of the echo. For a 280 nm-wide detection window we obtain values of $g_{si,A}^{(2)} = 16(2)$ and $g_{si,B}^{(2)} = 28(3)$ which are, to our knowledge the highest numbers reported for single photon storage in a rare-earth based solid-state spin-wave

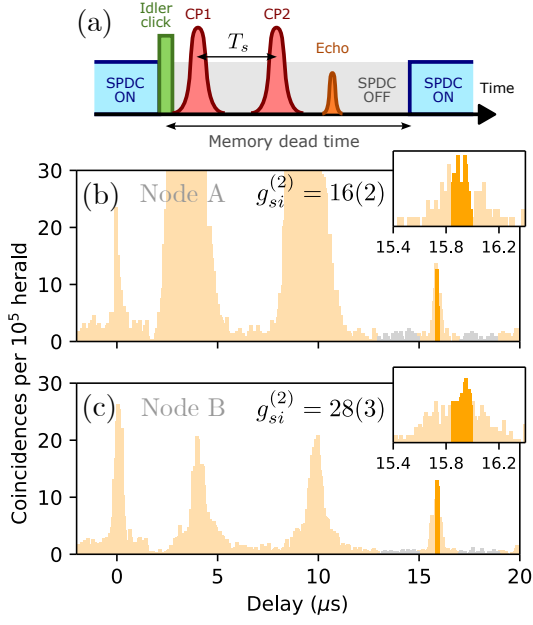


FIG. 2. (a) Schematic representation of the spin-wave AFC storage sequence in conditional operation. Upon detection of an idler photon the pump of the cSPDC source is turned off and a pair of control pulses is sent into the memory with an arbitrary temporal separation T_s . A photon echo is then re-emitted after a time $\tau_{\text{AFC}} + T_s$. The memory remains closed for a fixed period of time (memory dead time) to allow for the CP2 fluorescence noise to decay before the next storage trial. The SPDC pump is also being turned off for a fixed time of 20 μ s (see main text for details). (b-c) Time-correlation histograms between detection of an idler photon and a signal photon retrieved from the on-demand spin-wave AFC QM at (b) Node A and (c) Node B. The dark orange region highlights the selected 280 ns-long detection window. Grey areas indicate the noise windows. The errors on the value of $g_{si}^{(2)}$ are given assuming poissonian statistics. Integration times are of 5 minutes and 15 minutes respectively for nodes A and B.

quantum memory [34].

IV. ENTANGLEMENT VERIFICATION UNDER CONDITIONAL STORAGE

Taking advantage of the demonstrated high signal-to-noise ratio of on-demand storage in the QMs, we next demonstrate that an entangled state between spin-waves hosted by the two crystals is successfully heralded upon detection of an idler click at the central station. We follow the same procedure as described above in Fig. 1 (e) and send control pulses upon idler detection. We describe the heralded state of the photonic modes at the output of the two memories using the following density matrix [15,

30]:

$$\rho = \begin{pmatrix} p_{00} & 0 & 0 & 0 \\ 0 & p_{10} & d & 0 \\ 0 & d & p_{01} & 0 \\ 0 & 0 & 0 & p_{11} \end{pmatrix}, \quad (2)$$

where p_{ij} denotes the conditional probability to detect i and j photons at the output of memory A or B , respectively, given a heralding event has been recorded. The diagonal and off-diagonal elements are estimated in two separate experimental runs, with dedicated setups depicted in the insets of Fig 1.

The diagonal elements of the density matrix are measured in the configuration represented in Fig. 1 (b), where timestamps of direct detection at each of the four detectors are being recorded. A single idler click not correlated to a detection after either of the two memory contributes to p_{00} , coincidences between an idler detector and signal detector s_1 (resp. s_2) add to p_{10} (resp. p_{01}) while triple-coincidence events correspond to the p_{11} term. The terms p_{00} , caused mainly by signal photon losses between generation and detection, and p_{11} , associated with spurious noise photon detection at the memory output, should approach zero in order to obtain a maximally entangled state. Using the same storage time of $\tau = 16 \mu$ s as previously, we acquire timestamps for a total of 2 h. Owing to the combination of low noise after the memory, reflected by the high measured values of $g_{si}^{(2)}$, and moderate transmission in the signal channel three-fold coincidence events are highly unlikely, which prevents direct measurement of p_{11} . Instead we estimate the value of this term from the measurement of p_{10}, p_{01} using the model described in Appendix VIII E. Experimental values for the diagonal elements are given in Table I. As a first step towards certifying entanglement, we verify that we operate in the single single-excitation regime by computing the single photon suppression $h_c^{(2)} = p_{11}/(p_{10}p_{01})$, analogous to a heralded autocorrelation. With a measured value of $h_c^{(2)} = 0.27(1)$ smaller than 1, we confirm that a single photon delocalized over the two signal output modes is retrieved from the QMs.

| Matrix element | Value |
|----------------|--------------------------|
| p_{00} | 0.999 056(16) |
| p_{10} | $4.4(1) \times 10^{-4}$ |
| p_{01} | $5.0(1) \times 10^{-4}$ |
| p_{11} | $5.9(1) \times 10^{-8}$ |
| d_{i_1} | $3.0(1) \times 10^{-4}$ |
| d_{i_2} | $-2.9(1) \times 10^{-4}$ |

TABLE I. Experimentally measured matrix elements of ρ for a storage time of 16 μ s. The off-diagonal element d is specified for the reconstructed state heralded by either idler detector i_1 or i_2 .

To complete the state tomography, we experimentally estimate the off-diagonal terms of ρ as [15]: $d = V(p_{10} + p_{01})/2$, where V is the visibility of the single-photon interference obtained by mixing the output signal

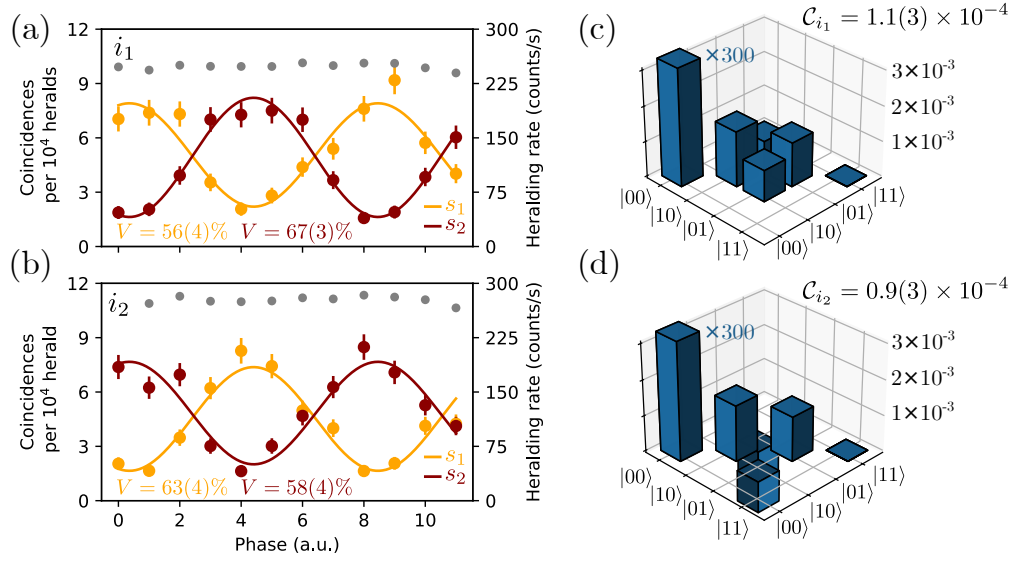


FIG. 3. Verification of entanglement between spin-wave quantum memories. (a-b) Single photon interference of the signal modes at the memory output upon heralding from (a) detector i_1 and (b) detector i_2 . Yellow (dark red) curve denotes the coincidences recorded with signal detector s_1 (s_2). As expected from the unitarity of BS operation, we observe a π phase shift between the interference measured at a given signal detector when considering heralding from one of the other idler detector. (c-d) Reconstructed density matrix for the quantum state heralded by (c) detector i_1 and (d) detector i_2 . The total storage time is 16 μ s.

modes from both memories on a 50/50 BS, as depicted in Fig.1 (c). To do so, we stabilize the phase of both idler and signal paths using piezo actuators in a feedback loop. We then shift the signal phase by applying a controlled bias voltage to the piezo in the signal path while recording coincidence counts between all four detector configurations: idlers i_1, i_2 and signals s_1, s_2 (see Supplementary Materials for details on the locking scheme). The number of coincidence counts for each of the four pairs of detectors as a function of the phase offset is plotted in Fig. 3 (a-b). We highlight that there is a π phase difference between the interference curves recorded by heralding on idler mode i_1 and i_2 , arising from the unitarity of the beam-splitter operation. As a result, the two idler detectors effectively herald each one a different quantum state. From the extracted average visibilities $V_{i_1} = 63(3)\%$ and $V_{i_2} = 61(3)\%$ we infer the values of the off-diagonal elements d_{i_1} and d_{i_2} reported in Table I. During this measurement, the heralding rate remains constant with an average value of 249 counts/s and 277 counts/s for detectors i_1 and i_2 respectively. The single-photon visibility is limited by several mechanisms including background noise in the detection window, phase noise across the signal interferometer and imperfect signal and idler modal indistinguishability (see Supplementary Materials for details). We also emphasize that in the present experiment, the combined heralding rate remains limited by the available pump power of the cSPDC source although already approaching the maximum of 2.5 kcounts/s set by memory preparation duty cycle and dead time (see Supplementary Materials for details).

The reconstructed density matrices of the state heralded by each idler detector are displayed in Fig. 3 (c-d). As entanglement witness, we use the concurrence \mathcal{C} , which is positive in the case of an entangled state. It can be evaluated as $\mathcal{C} = \max(0, 2d - 2\sqrt{p_{00}p_{11}})$ [35] and we obtain experimentally $\mathcal{C}_{i_1} = 1.1(3) \times 10^{-4}$ and $\mathcal{C}_{i_2} = 0.9(3) \times 10^{-4}$ at the detectors thus demonstrating positive concurrence by respectively 3.75 and 3.25 standard deviations of the state heralded by detector i_1 and i_2 . The low absolute value of \mathcal{C} can mostly be attributed to the dominant contribution from p_{00} to the heralded states, which in turn can be attributed to the limited heralding efficiency of the cSPDC sources as well as losses in the signal channel. To set aside the impact of losses on the value of \mathcal{C} we compute the concurrence back-propagated to the inside of the crystal $\tilde{\mathcal{C}}$ by correcting for the signal detector efficiency $\eta_{\text{det}} = 80\%$, the setup losses $\eta_{\text{setup}}^{(A)} = 28\%$, $\eta_{\text{setup}}^{(B)} = 40\%$ and the readout efficiency of the memories $\eta_{\text{read}}^{(A)} = 10\%$, $\eta_{\text{read}}^{(B)} = 10\%$. We indeed obtained values an order of magnitude higher with $\tilde{\mathcal{C}}_{i_1} = 5(1) \times 10^{-3}$, $\tilde{\mathcal{C}}_{i_2} = 3(1) \times 10^{-3}$ with violations of 3.83 and 3.33 standard deviations respectively for idler detectors i_1 and i_2 .

However, in view of the application of our system in a Duan-Lukin-Cirac-Zoller (DLCZ)-like quantum repeater, this vacuum contribution can be discarded thanks to the inherent built-in entanglement purification provided by the protocol [7]. Indeed, in such an architecture two-photon polarization-like entanglement is generated upon two subsequent heralding events, but it is also followed

by post-selection on simultaneous signal photon detection between opposite nodes [36], thus effectively removing any contribution from vacuum terms in the distributed quantum state. Consequently, we estimate the performance of our system in the presence of post-selection using as a metric the effective fidelity \mathcal{F}_{eff} to the maximally entangled state of Eq. (1) when restricting the density matrix to the subspace spanned by single and two photon Fock-states. We obtain a value of $\mathcal{F}_{\text{eff}} = 81\% \pm 1\%$ for states heralded by both detectors i_1 and i_2 , well above the 50% required for certifying entanglement. The associated detection rate, given by the total number of detected two-fold coincidences per unit time between i_1, i_2 and s_1, s_2 corrected for the losses of the signal mixing station is 0.32 counts/s.

Lastly, we stress that the demonstrated value for the heralding rate is only limited by the available source pump power. Indeed, the cross-correlation values obtained by storing in an AFC only without CPs remain high, 92(19) for Node A and 157(32) for Node B. Therefore, as shown in Appendix VIII F, we could afford to use a 2.5 times larger pump power per source while still maintaining $g_{si,A}^{(2)}, g_{si,B}^{(2)}$ high enough to observe entanglement.

V. QUANTUM STATE MANIPULATION USING ACTIVE FEEDFORWARD

After establishing experimental evidence for entanglement between the memories, we further demonstrate the versatility of our scheme by exploiting the possibility to control the phase of the stored photon directly at the read-out stage. Indeed, by adjusting the phase of the RF waveform used to generate the second CP a corresponding shift is imprinted on the optical phase of the read-out photon. This not only provides us with an elegant way to perform single-photon interference without physically acting on the interferometer itself but also gives us a mean to dynamically correct for the π phase difference caused from heralding at different idler detectors. In what follows, we dynamically feed back the information of which idler detector recorded the heralding signal in the form of a conditional π phase shift applied to the second control pulse of memory at Node A. As a result, a detection event at any of the two idler detectors will indistinctly herald the exact same quantum state at the output of the memories. This technique is experimentally demonstrated in Fig. 4 where we show the obtained single-photon interference curves after the signal 50/50 BS by scanning the optical phase using the CPs and applying dynamical phase feed-forward. We observe that the π phase difference between the curves displayed Fig. 4 (a) and (b) is compensated, in contrast to the data of Fig. 3 (a-b). Besides we notice no decrease in the interference visibility, with measured values of $V_{i_1} = 65(3)\%$ and $V_{i_2} = 61(3)\%$ while effectively doubling the heralding rate to 510 counts/s for a given quan-

tum state. Thanks to the larger count rates, the error on the measured concurrence at the detectors can be further reduced, reaching a positive value by 6.45 standard deviation with $\mathcal{C} = 1.2(2) \times 10^{-4}$.

Taking advantage of this improved heralding rate, we give a direct experimental proof of the on-demand character of photon storage by varying the time T_S and repeating quantum state tomography to assess the degree of entanglement at different storage times. The measured value of the concurrence at the detectors as a function of total storage time is shown in Fig. 4 (f). We see that \mathcal{C} remains greater than zero for more than 20 μs storage time, corresponding to an equivalent fiber link length of around 4 km. The main mechanism contributing to the loss of entanglement is the decrease of memory efficiency with storage time and the subsequent decrease of signal-to-noise ratio caused by dephasing of the spin excitation due to the inhomogeneous broadening of the $|g\rangle \leftrightarrow |s\rangle$ hyperfine transition (see Supplementary Materials). Nevertheless, this measurement shows that thanks to the robustness of the generated entanglement and its compliance with telecom fiber links, our scheme could be deployed at a metropolitan scale.

VI. TEMPORAL MULTIPLEXING WITH UNCONDITIONAL STORAGE

Lastly, we showcase the inherent temporal multimode capacity of the spin-wave AFC protocol and demonstrate how it can be exploited to increase the heralding rate without compromising the degree of entanglement. To this end, we run the experiment in an unconditional fashion to simulate the communication time of long fiber links, as sketched in Fig. 5 (b). Contrary to the conditional operation used in Section IV, here the delivery of the first CP at the QMs and the switching off of the SPDC pump are not carried out upon detection of an idler photon at the central station. Instead, the SPDC pump is periodically switched on and off at a rate given by the memory dead time, which was set to 100 μs for this measurement. After switching on, the memory is open for a fixed duration of 6 μs corresponding to 15 temporal modes of 400 ns, during which idler counts are recorded before the first CP is being sent, thus effectively “closing” the memory acceptance window. The SPDC is then also turned off. After the second CP, signal photons exit the memory in a temporal mode that matches the temporal mode of the idler. In this scheme the temporal multimodality of the spin-wave AFC protocol allows for photons arriving at the memory at any temporal mode during the memory acceptance window to be stored and retrieved on-demand. In contrast, in a QM exempt of temporal multiplexing the memory acceptance window only features a single temporal mode thus reducing drastically the duty cycle of the storage sequence.

To exemplify the increase in heralding rate thanks to temporal multiplexing, we record single photon interfer-

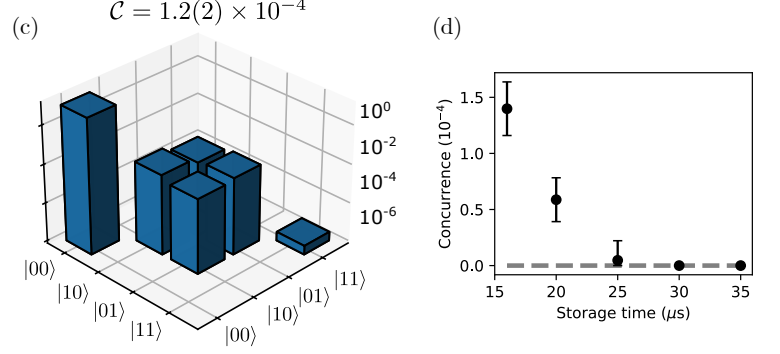
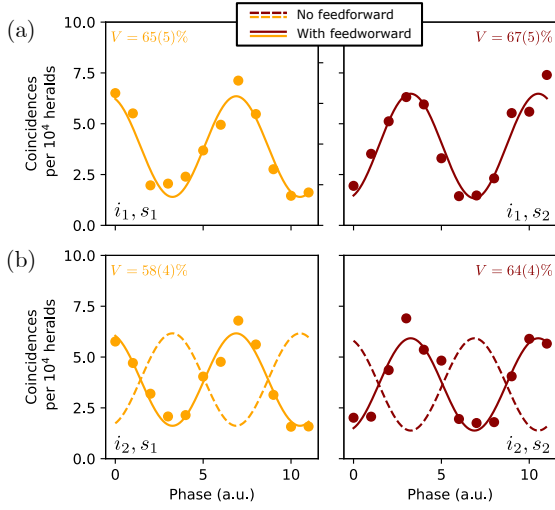


FIG. 4. Dynamical phase feed-forward using conditional readout of the spin-wave memories. Single photon interference at the signal 50/50 BS upon heralding at (a) idler detector i_1 and (b) idler detector i_2 . Solid lines represent a sinusoidal fit of the data. Dashed lines correspond to the expected unshifted interference fringe in the absence of conditional phase feed-forward. We observe that, as a result of the feed-forward, interference fringes are identical between i_1 and i_2 indicating that both idler detectors now herald the same quantum state. (c) Reconstructed density matrix of the state of photonic modes at the output of the QMs including phase-corrected heralding from both idler detectors. The total storage time is 16 μs . (d) Evolution of measured concurrence with total storage time in the spin wave quantum memories. The grey dashed line denotes the $\mathcal{C} = 0$ threshold for the state to be entangled.

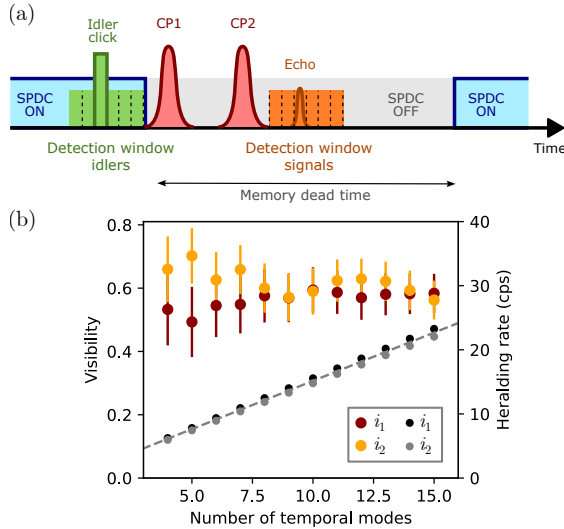


FIG. 5. Temporally-multiplexed entanglement generation. (a) Sketch of the unconditional storage sequence used in this measurement. The SPDC pump is turned on and off and CPs are being sent at a fixed repetition rate, defining a memory acceptance window of 15 temporal modes. (b) Single-photon visibility at the signal 50/50 BS with heralding on both i_1 and i_2 detectors (left y-axis) and corresponding heralding rates (right y-axis) as a function of the number of stored temporal modes. The total storage time is 16 μs . The dashed line is a linear fit of the average heralding rate with the number of modes.

ence of the signal photons (setup of Fig. 1 (b)) while running the storage sequence unconditionally. The total storage time is 16 μs and phase correction by feed-forward is not being applied. In post-processing, we restrict the timestamps that are used to reconstruct the interference fringes to an increasing number of temporal modes within the memory acceptance window. In Fig. 5 (a), we plot the values of the heralding rates and single-photon interference visibilities for both idler detectors i_1, i_2 as a function of the number of temporal modes included in the timestamps analysis, thus reflecting the effect of increasing the number of stored temporal modes in the memory. We witness a linear increase of the heralding rate as a function of the number of modes with a fitted slope of 1.505(1) cps/mode and a maximum value of 22 counts/s per idler detector, limited by the available pump power at the sources. Importantly, this increase in rate is obtained without noticeable loss of entanglement, which can be seen from the fact that the single-photon visibilities remain essentially constant over the considered range of temporal modes. We stress that, although the heralding rates are reduced due to a shorter duty cycle under unconditional storage, this configuration is representative of the true operation of our system over a network. Indeed, the spin-wave storage process cannot be conditioned on the detection of an idler due to the fact that the incompressible latency of the idler detection signal when operating over long-distance fiber links is longer than τ_{AFC} for distances above a few kms.

VII. DISCUSSION AND OUTLOOK

In this work, we presented the demonstration of multiplexed heralded entanglement of on-demand ensemble-based quantum memories, an essential building block for future quantum networks. The low level of noise in on-demand storage of single photons allows for the measurement of entanglement for storage times of more than 20 μ s. Dynamical control of the CP phase has been showcased for the first time in rare-earth doped crystal QMs, allowing for a two-fold increase in heralding rates for a specific state. Lastly, we showed how temporal multiplexing in the spin-wave AFC protocol results in a linear increase of the heralding rate with the number of modes. Altogether, the demonstrated results establish our system as a solid candidate for the implementation of scalable metropolitan quantum networks.

In addition to providing a milestone for future developments toward DLCZ-like quantum links, our work opens the way to several extensions and improvements. A first important step forward can be taken by deploying our scheme over a city-scale fiber telecommunication channel. This would require local entanglement verification using homodyne measurements [37] as well as active correction of phase-noise in the idler optical fiber. The latter, although technically challenging, has already been implemented in several deployed quantum networks testbeds [14, 16, 38]. Moreover, we point out that, provided the idler phase lock remains stable and the number of heralding events is above dark-count level, the addition of extra fiber length will only be detrimental to the heralding rates without affecting the measured concurrence. For a typical metropolitan fiber link of about 15 km displaying around 3 dB losses, the number of heralding events would remain over 10 events per second per detector, which compares favorably to previous realizations in field-deployed experiments [13, 14, 39]. In addition, as discussed previously, the measured heralding rates are currently limited by the available pump power and could be increased by an order of magnitude using an optimized 426 nm laser setup.

In order to reach their full potential for quantum communication nodes, our spin-wave AFC QMs will be upgraded in future work with several features that have already been demonstrated in separate experiments. High storage efficiency can be achieved by embedding the rare-earth doped crystal impedance-matched cavities [24] while storage time in the spin state is expected to reach the 10 millisecond regime using dynamical decoupling in combination with a weak static magnetic field [40, 41] or even tens of seconds by operating in a zero first order Zeeman (ZEFOZ) configuration [42]. In addition, the spin-wave AFC protocol supports parallel multiplexing in more than one degree of freedom [19, 43] thus allowing to scale up even further the heralding rate. Rare-earth doped QM have also been proven to be compatible with chip-integration, providing an avenue for portable and

cost-effective quantum nodes [44–47].

Lastly, a natural continuation to the present work consists in the implementation of a full DLCZ-like repeater link featuring two SPDC sources and four QMs [7, 8, 36]. In addition to providing a more natural two-photon qubit encoding, this scheme is expected to achieve high success rates approaching the heralding rate of a single source when using efficient and long-lived QM. This architecture is also well suited to long-distance scenarios thanks to less stringent phase stability requirements as well as a straightforward entanglement verification process.

ACKNOWLEDGEMENTS

This project received funding from: Gordon and Betty Moore Foundation (GBMF7446 to H. d. R); Agència de Gestió d'Ajuts Universitaris i de Recerca; Centres de Recerca de Catalunya; FUNDACIÓ Privada MIR-PUIG; Fundación Cellex; Ministerio de Ciencia e Innovación with funding from European Union NextGeneration funds (MCIN/AEI/10.13039/501100011033, PLEC2021-007669 QNetworks, PRTR-C17.I1); Agencia Estatal de Investigación (PID2019-106850RB-I00, PID2023-147538OB-I00); Fundación Carmen y Severo Ochoa (BES-2017-082464, CEX2019-000910-S); European Union research and innovation program within the Flagship on Quantum Technologies through Horizon Europe project QIA-Phase 1 under grant agreement no. 101102140. F.A. and M.T. acknowledge funding from the European Union's Horizon 2022 research and innovation programme under the Marie Skłodowska-Curie grant agreements No 101104148 (IQARO) and 101103143 (2DMultiMems) respectively. S.G. acknowledges funding from “la Caixa” Foundation (ID 100010434; fellowship code LCF/BQ/PR23/11980044).

VIII. APPENDIX

A. Characterization of the quantum memories

The quantum memories used in this work are $\text{Pr}^{3+}:\text{Y}_2\text{SiO}_5$ doped with a concentration of 0.05 %. The crystals (dimensions 2x3x5 mm) are cut along the (D_1, D_2, b) crystallographic axes and the input beam is propagating along the b -axis. The memory preparation is performed with a frequency doubled 606 nm diode laser (Toptica TA-SHG Pro) locked to an external home-built reference cavity. To prepare the AFC [32, 48], first a 18 MHz wide transparency window (spectral pit) is burnt within the $^3H_4(0) \leftrightarrow ^1D_2(0)$ line of $\text{Pr}^{3+}:\text{Y}_2\text{SiO}_5$. Then this pit is repopulated with ions from different classes using a 4 MHz-chirped and 28.1 MHz-detuned burn-back pulse. Using cleaning pulses of the same chirp but detuned by 6 MHz from the pit center, a 4.6 MHz-wide single class feature is obtained on the $1/2_g \leftrightarrow 3/2_e$ transition. The AFC is then carved out of this single class fea-

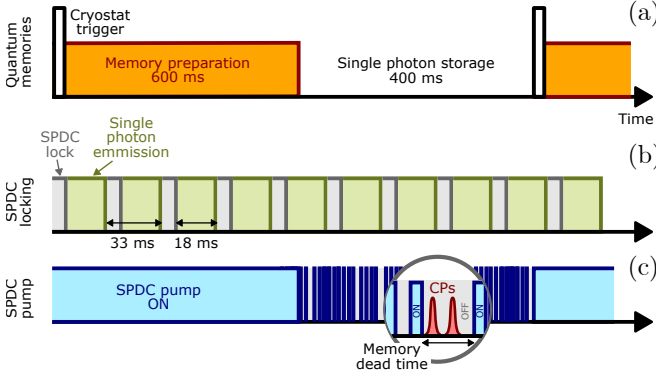


FIG. 6. Schematic of the experimental sequence of the quantum memories and SPDC sources. The different durations are not to scale.

ture by sending repeated pulses whose temporal profile is the Fourier transform of the target AFC spectrum [49]. Square cleaning pulse resonant with the $3/2_g \leftrightarrow 3/2_e$ pulses are inserted after each repetition of the AFC burning to keep the spin level $3/2_g$ empty for spin-wave storage. Finally a last series of extra cleaning pulses are sent to the memory before launching the first storage attempt. The filter crystal used to filter out noise from the CPs is prepared by burning a square spectral hole of 3.4 MHz (2.6 MHz) around the AFC spectral frequency for node A (B). Finally, the control pulse exhibit a Gaussian waveform of duration 5 μ s and chirp of 2.6 MHz.

As shown in Fig. 6, the preparation of each memory takes around 600 ms and is coordinated with the cooling cycle of the cryostat (approximately 60 per minute). The latter causes inevitable vibrations that affect negatively the coherence properties of the crystal. As a result the memory preparation is performed cyclically after each cryostat beat in the time range where those vibrations have the smallest amplitude. Since the two memories are cooled down by different cryostats (Montana Cryostation at Node A and MyCryoFirm custom cryostat at Node B) with slightly different pulsing periods and yet need to be prepared simultaneously, the preparation of Node B follows the cycles of the cryostat of Node A. Nevertheless, the vibration isolation of QM B was found to be good enough to not notice any appreciable loss of performance when operating un-synchronized with respect to the cycles of its own host cryostat.

The experimentally-measured absorption profile of the quantum memories after preparation are displayed in Fig. 7 (a) and (c) where the AFC region is highlighted. In addition, we characterized the spin-wave storage efficiency using attenuated laser pulses as an input, with mean photon number of 0.85 and 0.83 for nodes A and B, respectively. After each memory preparation cycle, a total of 400 (node A) and 60 (node B) storage attempts are performed and the number of coincidence counts in a 280 ns-wide detection window are recorded. To estimate the number of input counts and compute

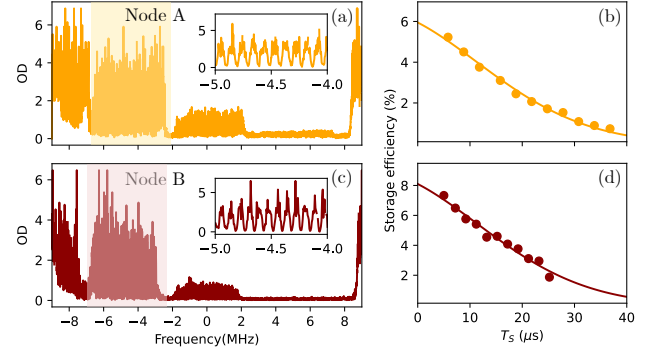


FIG. 7. Quantum memory characterization. Measured absorption profile of the QM and spin-wave storage efficiency using weak coherent states for (a-b) Node A and (c-d) Node B. The highlighted regions in (a,c) correspond to the AFC and the insets on show a 1 MHz displaying the periodic structure of the absorption profile.

the storage efficiency we measure the number of clicks in a similar 280 ns-wide window when photons are going through a transparency window prepared in the crystal and polarized in the non-interacting polarization of the material. The results are plotted in Fig. 7 (b,d). The decay of efficiency with respect to storage time is attributed to the dephasing imparted by the inhomogeneous broadening γ_{inh} of the spin transition $|g\rangle \leftrightarrow |s\rangle$ which can be modeled by the following relation: $\eta_{sw} = \eta_0 \exp[-(T_S \gamma_{inh} \pi)^2 / (2 \ln 2)]$ with T_S the time between the two control pulses during which the optical excitation is stored in the spin state $|s\rangle$. The solid lines in Fig. 7 (b,d) represent a fit of the data to this model from which we extract a value of $\gamma_{inh} = 12.5$ kHz for both QMs.

B. Stabilization of the cSPDC sources and of the idler and signal photon phases

In this section, we describe the experimental procedure used in this experiment to lock the cSPDC sources and signal and idler phases. A nearly identical setup has been used and described in great details in ref. [30], where the reader can find additional details. The SPDC sources are based on ppLN crystals that are temperature stabilized with a Peltier element. Both the pump laser at 426 nm (Toptica DL Pro) and the preparation laser for the QM at 606 nm (Toptica TA-SHG Pro) are locked to separate reference cavities using a standard Pound-Drever-Hall (PDH) technique. The pump powers used for this experiments are 2.95 mW (3.65 mW) for node A (B). The SPDC sources operate in a lock-and-measure fashion with repetition rate of 30 Hz as depicted schematically in Fig. 6. The locking cycle of the sources is not synchronized with the memory preparation, the repetition rate of the latter being much lower (≈ 1 /s).

In the first part of this cycle of duration $t_{\text{lock}} = 10.5$ ms, the SPDC sources are locked. A 606 nm reference beam at the AFC frequency is sent to both source cavities. They are locked to be resonant with this light using a PDH loop feeding back on the cavity length, adjusted with a piezoelectric element mounted on one mirror. At the same time, the 426 nm pump laser frequency and 606 nm light inside the cavity produce classical light through difference frequency generation (DFG) at the idler wavelength 1436 nm. The pump frequency is locked in order to get resonant DFG emission inside one of the cavity modes at Node A. This is done by frequency-modulating the pump beam using an acousto-optic modulator driven with a signal at 110 MHz that undergoes a frequency shift of amplitude 150 kHz at a rate of 33 kHz and feeding back the demodulated DFG signal onto the 426 nm reference cavity length (controlled by a piezo on one of the mirrors). Heralding on a single idler mode is ensured by filtering the generated 1436 nm light with a free-space filter cavity. During the entirety of this first time slot, mechanical choppers are used to prevent classical 606 nm reference light and 1436 nm DFG from damaging the SNSPDs.

In the second part of the locking cycle of duration $t_{\text{meas}} = 18$ ms single photons are measured. The 606 nm reference beam is blocked before the sources and all locks are on hold. Detectors are simultaneously unblocked and single photons can be detected.

When performing single-photon interference of signal fields for measurement of the coherences of ρ (setup Fig. 1 (c)), stabilization of the signal and idler phases is performed in the locking slot additionally to cavity locks. In this configuration, the duty cycle is modified as follows: i) $t_{\text{lock}} = 3$ ms cavity lock (606 nm and DFG) + phase lock of idlers, ii) $t_{\text{phase}} = 5$ ms phase lock of signal, iii) $t_{\text{meas}} = 18$ ms Single photon measurement. The idler phase is stabilized by looking at the classical interference of the DFG beams after the idler 50/50 BS with a side-of-the-fringe lock feeding back on the fiber stretcher shown in Fig. 1 (a). For signal phase lock, the 606 nm reference beam is transmitted through the source cavity then sent through the memory and interfered on the signal 50/50 BS. A similar side-of-the fringe lock as in the idler case is performed. To avoid affecting the memory preparation, the classical 606 light used to lock the phase of the signal interferometer is frequency shifted by 320.6 MHz such that it is significantly detuned from the AFC central frequency.

The signal phase locking is crucial since phase noise is important in fibers connecting source and memory optical tables. To assess the quality of the stabilization we perform a classical measurement of interference where we alternate between locking the phase for a time t_{phase} then hold the lock for t_{meas} after applying an increasing voltage offset to the piezoelectric fiber stretcher. The result is shown in Fig. 8 where each point corresponds to the detected interference for each voltage offset signal averaged over the detection time t_{meas} . We obtain a visibility

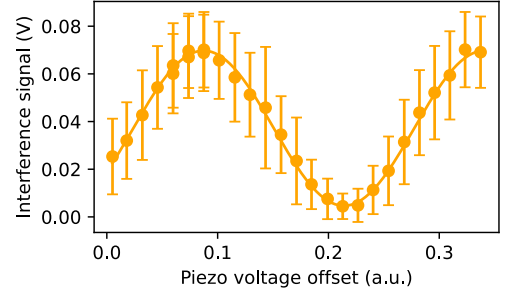


FIG. 8. Classical lock-and-measure measurement of 606 nm signal beam interference. The value of the visibility is extracted from the sinusoidal fit shown as a solid line. Error bars are calculated as the standard deviation of the averaged interference signal over each measurement window t_{meas} .

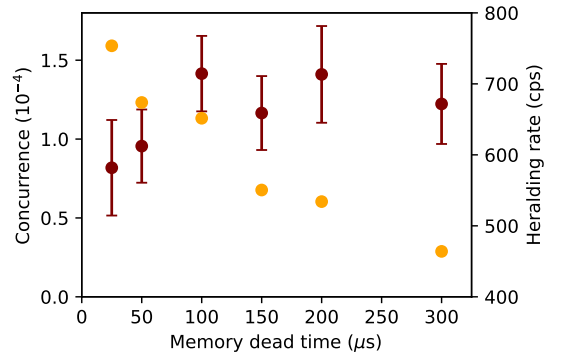


FIG. 9. Measured concurrence and heralding rate as a function of the memory dead time. We observe that although the concurrence remains constant, the heralding rate can be significantly increased by lowering the memory dead time.

of 87(1)% that is limited by mechanical stability of the fibers connecting the different parts of the interferometer.

C. Effect of the memory dead time on heralding rate and concurrence

After each heralding event the memory is closed for a fixed duration which ultimately limits the achievable heralding rate. To assess the ultimate performance of the system, we characterize the heralding rate and concurrence for various memory dead times. The result is presented in Fig. 9. We see that the memory dead time can be made as short as 25 μ s with positive concurrence. For this value, the heralding rate reaches 750 counts/s which represents a 25 % increase with respect to the data presented in Fig. 4. Nevertheless, we point out that in a realistic scenario the duty cycle of entanglement attempts will rather be set by the communication time of the idler photon through the fiber link (around 250 μ s for a 50 km distance). As a consequence, for maximiz-

ing the rate at a given link distance, the memory dead time has to be chosen to match the idler communication time. Through this auxiliary measurement, we therefore demonstrate that entanglement is preserved even when tuning this value, making our system compatible with a range of link distance from around 10 to 60 km.

D. Contributions to the single photon visibility

The single photon visibility is affected by several sources of imperfections: signal and idler modal overlap at the beam-splitters η_s, η_i , phase noise in signal and idler optical path and, lastly, the signal-to-noise ratio of photon storage, reflected by the value of the cross-correlation $g_{si}^{(2)}$. The obtained visibility can be estimated as:

$$V = \eta_s \eta_i V_{606, \text{class}} V_{\text{DFG, class}} \frac{g_{si}^{(2)} - 1}{g_{si}^{(2)} + 1}. \quad (3)$$

The modal indistinguishability of the idler fields has been obtained from an unheralded Hong-Ou-Mandel measurement and shows a value of $\eta_i = 90(7)\%$ [30]. Although it has not been measured directly, we estimate the corresponding value η_s for the signal mode to be of the same order as η_i . The DFG visibility is obtained by looking at the classical interference between the generated DFG light from the two sources during the locking stage and gives a value of 95 %. The effect of phase noise in the DFG lock is typically very small since the idler optical fibers and beam-splitter are resting on the optical table and are therefore subject to little vibrations. The value of the classical visibility of the signal field $V_{606, \text{class}}$ is extracted from the measurement presented in Fig. 8 with a reported value of 87(1) %. Lastly, the mean value of the cross-correlation obtained at each memory is $g_{si}^{(2)} = 22(3)$ which gives $(g_{si}^{(2)} - 1)/(g_{si}^{(2)} + 1) = 91(1)\%$. By including all these different coefficients, we arrive at an estimated value for the single-photon visibility of 61(7) % which is in good agreement with the numbers reported in Figs. 3 and 4.

E. Model for p_{11} estimation and its experimental validation

Owing to the very low three-fold coincidence rate of our experiment, the p_{11} element of the density matrix had to be estimated from the measurement of p_{10} and p_{01} . Indeed, with a reported value of $5.9(1) \times 10^{-8}$ in Table I and a total heralding rate of 510 counts/s in conditional storage, approximately 0.1 three-fold coincidence events are measured every hour, making the required acquisition time needed to have reasonably low uncertainty on p_{11} very large.

To circumvent this issue, we devise a model in which we divide the two-fold event probabilities into the sum of the

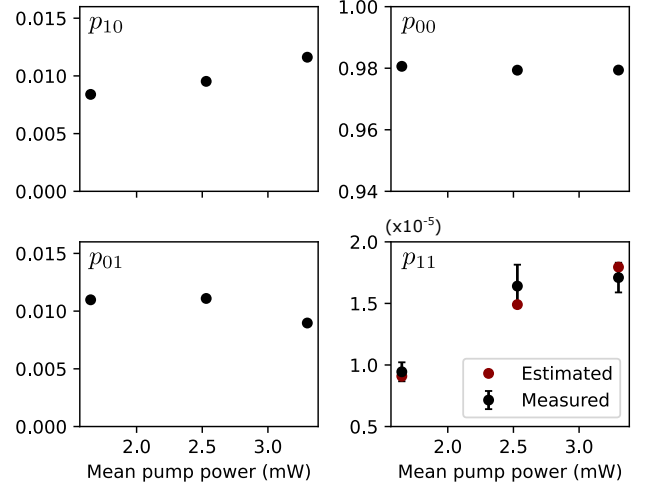


FIG. 10. Experimentally measured diagonal elements of ρ without storage (black circles). Here, the QMs are prepared with a wide transparency window thus increasing the three-fold coincidence rate and allowing for the verification of the model for p_{11} given in Eq. (4). Red markers correspond to the estimated values of p_{11} . Error bars are calculated assuming poissonian statistics. The x-axis corresponds to the average pump power measured at the two cSPDC sources.

true coincidences and the accidental noise background $p_{ij} = p_{\text{coinc}, ij} + p_{\text{acc}, ij}$. We then estimate the three-fold probability by assuming that triple coincidences can arise from recording simultaneously, upon idler detection, either a true photon detection event and an accidental or two accidentals. This leads to the following expression for p_{11} :

$$p_{11} = p_{\text{coinc}, 10} p_{\text{acc}, 01} + p_{\text{acc}, 10} p_{\text{coinc}, 01} + p_{\text{acc}, 10} p_{\text{acc}, 01}. \quad (4)$$

We point out that the model is formally equivalent to the one used in Ref. [30] although formulated in terms of true and accidental coincidences rather than isolated node cross-correlations. The values of $p_{\text{coinc}, 10}, p_{\text{coinc}, 01}$ are obtained by subtracting the measured accidental counts to the experimental values of p_{10}, p_{01} . Accidentals are obtained from the corresponding time-correlation histograms by averaging the recorded counts over two broad $2\mu\text{s}$ located before and after the 280 ns-wide coincidence window, as shown in Fig. 2. The use of two noise windows of large duration guarantees a faithful estimation of the noise background inside the echo temporal mode. We emphasize that our model is general and does not require any assumption on the origin of accidental counts, which can be caused by CP fluorescence, scattering of stray light, spurious free induction decay or double pair emission.

To corroborate the validity of our model, we perform a series of additional measurements where the diagonal elements of ρ are measured in the absence of storage, with a transparency window prepared in the two QMs. In this setting the increased count rate allows for direct mea-

surement of p_{11} and comparison with the value derived from Eq. (4). We perform this measurement for different values of the source pump power. The results are displayed in Fig. 10, showing excellent agreement between the directly measured and estimated values of p_{11} .

F. Scaling with pump power

As stated in the main text, the amount of available pump power was limited by the nominal output of the diode laser to under 4 mW per source. In this appendix, we show that this is merely a technical limitation and that we could use larger pump powers to increase the heralding rates while still maintaining positive concurrence.

To begin with, we give a lower bound on the value of $g_{si}^{(2)}$ to keep the concurrence \mathcal{C} above zero. From the definition, we have $\mathcal{C} = \max(0, 2d - 2\sqrt{p_{00}p_{11}})$. Following Ref. [30] and assuming that $p_{01} = p_{10}$, we estimate p_{11} as

$$p_{11} = 4 \left(\frac{p_{10}}{g_{si}^{(2)}} \right)^2 (g_{si}^{(2)} + 1), \quad (5)$$

where we consider that the value of $g_{si}^{(2)}$ is the average over the two nodes. Then, we rewrite eq. (3) in the form

$$V = V_{\text{lim}} \frac{g_{si}^{(2)} - 1}{g_{si}^{(2)} + 1}. \quad (6)$$

By combining eqs. (5) and (6) with the definition of the concurrence we show that for keeping $\mathcal{C} > 0$ the following

inequality must hold:

$$g_{si}^{(2)} \frac{g_{si}^{(2)} - 1}{2(g_{si}^{(2)} + 1)^{3/2}} > \frac{\sqrt{p_{00}}}{V_{\text{lim}}}. \quad (7)$$

From the numerical values reported in Appendix VIID, we obtain $V_{\text{lim}} = 67(7)\%$ and consequently estimate that a minimum value of $g_{si}^{(2)} = 17.6$ is required to ensure positive concurrence by two standard deviations.

We then calculate the value of the cross-correlation $g_{si}^{(2)}$ of a single memory measured after spin-wave storage using the following expression [50]:

$$g_{si}^{(2)} = g_{\text{AFC}}^{(2)} \frac{\eta_H/\mu_1 + 1}{\eta_H/\mu_1 + g_{\text{AFC}}^{(2)}}, \quad (8)$$

with $g_{\text{AFC}}^{(2)}$ the cross-correlation measured with AFC only in the absence of CPs, η_H the heralding efficiency of the cSPDC source and μ_1 the number of input photons required for attaining a signal-to-noise ratio of 1. Our system features typical values of $\eta_H = 20\%$, $\mu_1^{(A)} = 1\%$, $\mu_1^{(B)} = 0.5\%$ while $g_{\text{AFC}}^{(2)}$ has been measured to be 92(19) at 3.55 mW pump power for Node A and 157(32) at 4.2 mW pump power for Node B at a storage time of $\tau_{\text{AFC}} = 10 \mu\text{s}$. This yields estimated values for $g_{si}^{(2)}$ of 17(5) and 32(9) for Node A and B respectively, in good agreement with the measured values reported in Fig. 2.

To show the evolution with pump power, we point out that the only quantity in eq. (8) that depends on it is $g_{\text{AFC}}^{(2)}$ which exhibits a inverse-law scaling: $g_{\text{AFC}}^{(2)} = 1 + 1/aP$ with P the pump power and a a proportionality constant (see Supplementary Material of Ref. [30]). When $g_{\text{AFC}}^{(2)}$ is large, its value is thus inversely proportional to P . We calculate that the limit value of $g_{si}^{(2)} = 17.6$ for a positive concurrence is reached when multiplying the pump power per source by a factor 2.5. In other words, we have shown that by using a more powerful pump laser our system would allow for a more than twofold increase of the heralding rate while still maintaining entanglement between the two QMs.

-
- [1] S. Wehner, D. Elkouss, and R. Hanson, Quantum internet: A vision for the road ahead, *Science* **362**, eaam9288 (2018).
 - [2] H. J. Kimble, The quantum internet, *Nature* **453**, 1023 (2008).
 - [3] L. Jiang, Distributed quantum computation based on small quantum registers, *Physical Review A* **76**, 10.1103/PhysRevA.76.062323 (2007).
 - [4] Z. Zhang and Q. Zhuang, Distributed quantum sensing, *Quantum Science and Technology* **6**, 043001 (2021).
 - [5] S. Pirandola, U. L. Andersen, L. Banchi, M. Berta, D. Bunandar, R. Colbeck, D. Englund, T. Gehring, C. Lupo, C. Ottaviani, J. L. Pereira, M. Razavi, J. S. Shaari, M. Tomamichel, V. C. Usenko, G. Vallone, P. Villoresi, and P. Wallden, *Advances in quantum cryptography*, *Adv. Opt. Photon.* **12**, 1012 (2020).
 - [6] H.-J. Briegel, W. Dür, J. I. Cirac, and P. Zoller, Quantum repeaters: The role of imperfect local operations in quantum communication, *Phys. Rev. Lett.* **81**, 5932 (1998).
 - [7] L.-M. Duan, M. D. Lukin, J. I. Cirac, and P. Zoller, Long-distance quantum communication with atomic ensembles and linear optics, *Nature* **414**, 413 (2001).
 - [8] C. Simon, H. de Riedmatten, M. Afzelius, N. Sangouard, H. Zbinden, and N. Gisin, Quantum Repeaters with Photon Pair Sources and Multimode Memories, *Physical Re-*

- view Letters **98**, 190503 (2007).
- [9] S. Ritter, C. Nolleke, C. Hahn, A. Reiserer, A. Neuzner, M. Uphoff, M. Mücke, E. Figueroa, J. Bochmann, and G. Rempe, An elementary quantum network of single atoms in optical cavities, *Nature* **484**, 195 (2012).
 - [10] T. van Leent, M. Bock, F. Fertig, R. Garthoff, S. Eppelt, Y. Zhou, P. Malik, M. Seubert, T. Bauer, W. Rosenfeld, W. Zhang, C. Becher, and H. Weinfurter, Entangling single atoms over 33 km telecom fibre, *Nature* **607**, 69 (2022).
 - [11] V. Krutyanskiy, M. Galli, V. Krcmarsky, S. Baier, D. A. Fioretto, Y. Pu, A. Mazloom, P. Sekatski, M. Canteri, M. Teller, J. Schupp, J. Bate, M. Meraner, N. Sangouard, B. P. Lanyon, and T. E. Northup, Entanglement of Trapped-Ion Qubits Separated by 230 Meters, *Physical Review Letters* **130**, 050803 (2023).
 - [12] H. Bernien, B. Hensen, W. Pfaff, G. Koolstra, M. S. Blok, L. Robledo, T. H. Taminiau, M. Markham, D. J. Twitchen, L. Childress, and R. Hanson, Heralded entanglement between solid-state qubits separated by three metres, *Nature* **497**, 86 (2013).
 - [13] C. M. Knaut, A. Suleymanzade, Y.-C. Wei, D. R. Assumpcao, P.-J. Stas, Y. Q. Huan, B. Machielse, E. N. Knall, M. Sutula, G. Baranes, N. Sinclair, C. De-Eknankul, D. S. Levonian, M. K. Bhaskar, H. Park, M. Lončar, and M. D. Lukin, Entanglement of nanophotonic quantum memory nodes in a telecom network, *Nature* **629**, 573 (2024).
 - [14] A. J. Stolk, K. L. van der Enden, M.-C. Slater, I. te Raaderckx, P. Botma, J. van Rantwijk, J. J. B. Biemond, R. A. J. Hagen, R. W. Herfst, W. D. Koek, A. J. H. Meskers, R. Vollmer, E. J. van Zwet, M. Markham, A. M. Edmonds, J. F. Geus, F. Elsen, B. Jungbluth, C. Haefner, C. Tresp, J. Stuhler, S. Ritter, and R. Hanson, Metropolitan-scale heralded entanglement of solid-state qubits, *Science Advances* **10**, eadp6442 (2024), publisher: American Association for the Advancement of Science.
 - [15] C. W. Chou, H. de Riedmatten, D. Felinto, S. V. Polyakov, S. J. van Enk, and H. J. Kimble, Measurement-induced entanglement for excitation stored in remote atomic ensembles, *Nature* **438**, 828 (2005).
 - [16] J.-L. Liu, X.-Y. Luo, Y. Yu, C.-Y. Wang, B. Wang, Y. Hu, J. Li, M.-Y. Zheng, B. Yao, Z. Yan, D. Teng, J.-W. Jiang, X.-B. Liu, X.-P. Xie, J. Zhang, Q.-H. Mao, X. Jiang, Q. Zhang, X.-H. Bao, and J.-W. Pan, Creation of memory-memory entanglement in a metropolitan quantum network, *Nature* **629**, 579 (2024).
 - [17] M. Afzelius, C. Simon, H. de Riedmatten, and N. Gisin, Multimode quantum memory based on atomic frequency combs, *Physical Review A* **79**, 052329 (2009).
 - [18] N. Sinclair, E. Saglamyurek, H. Mallahzadeh, J. A. Slater, M. George, R. Ricken, M. P. Hedges, D. Oblak, C. Simon, W. Sohler, and W. Tittel, Spectral multiplexing for scalable quantum photonics using an atomic frequency comb quantum memory and feed-forward control, *Physical Review Letters* **113**, 053603 (2014).
 - [19] A. Seri, D. Lago-Rivera, A. Lenhard, G. Corrielli, R. Osellame, M. Mazzer, and H. de Riedmatten, Quantum Storage of Frequency-Multiplexed Heralded Single Photons, *Physical Review Letters* **123**, 080502 (2019).
 - [20] M. Gündoğan, P. M. Ledingham, A. Almasi, M. Cristiani, and H. de Riedmatten, Quantum storage of a photonic polarization qubit in a solid, *Physical Review Letters* **108**, 190504 (2012).
 - [21] M. Teller, S. Plascencia, C. Jachimska, S. Grandi, and H. de Riedmatten, A solid-state quantum memory array at the single-photon level (2024), manuscript in preparation.
 - [22] M. P. Hedges, J. J. Longdell, Y. Li, and M. J. Sellars, Efficient quantum memory for light, *Nature* **465**, 1052 (2010).
 - [23] M. Afzelius and C. Simon, Impedance-matched cavity quantum memory, *Physical Review A* **82**, 022310 (2010).
 - [24] S. Duranti, S. Wengerowsky, L. Feldmann, A. Seri, B. Casabone, and H. de Riedmatten, Efficient cavity-assisted storage of photonic qubits in a solid-state quantum memory, *Optics Express* **32**, 26884 (2024).
 - [25] M. Zhong, M. P. Hedges, R. L. Ahlefeldt, J. G. Bartholomew, S. E. Beavan, S. M. Wittig, J. J. Longdell, and M. J. Sellars, Optically addressable nuclear spins in a solid with a six-hour coherence time, *Nature* **517**, 177 (2015).
 - [26] A. Holzäpfel, J. Etesse, K. T. Kaczmarek, A. Tiranov, N. Gisin, and M. Afzelius, Optical storage for 0.53 s in a solid-state atomic frequency comb memory using dynamical decoupling, *New Journal of Physics* **22**, 063009 (2020).
 - [27] Y. Ma, Y.-Z. Ma, Z.-Q. Zhou, C.-F. Li, and G.-C. Guo, One-hour coherent optical storage in an atomic frequency comb memory, *Nature Communications* **12**, 2381 (2021).
 - [28] A. Seri, A. Lenhard, D. Rieländer, M. Gündoğan, P. M. Ledingham, M. Mazzer, and H. De Riedmatten, Quantum Correlations between Single Telecom Photons and a Multimode On-Demand Solid-State Quantum Memory, *Physical Review X* **7**, 021028 (2017).
 - [29] I. Usmani, C. Clausen, F. Bussi eres, N. Sangouard, M. Afzelius, and N. Gisin, Heralded quantum entanglement between two crystals, *Nature Photonics* **6**, 234 (2012).
 - [30] D. Lago-Rivera, S. Grandi, J. V. Rakonjac, A. Seri, and H. de Riedmatten, Telecom-heralded entanglement between multimode solid-state quantum memories, *Nature* **594**, 37 (2021).
 - [31] X. Liu, J. Hu, Z.-F. Li, X. Li, P.-Y. Li, P.-J. Liang, Z.-Q. Zhou, C.-F. Li, and G.-C. Guo, Heralded entanglement distribution between two absorptive quantum memories, *Nature* **594**, 41 (2021).
 - [32] M. Afzelius, I. Usmani, B. Amari, A. and Lauritzen, A. Walther, C. Simon, N. Sangouard, J. Min ar, H. de Riedmatten, N. Gisin, and S. Kr oll, Demonstration of atomic frequency comb memory for light with spin-wave storage, *Physical Review Letters* **104**, 040503 (2010).
 - [33] J. Fekete, D. Riel nder, M. Cristiani, and H. de Riedmatten, Ultranarrow-Band Photon-Pair Source Compatible with Solid State Quantum Memories and Telecommunication Networks, *Physical Review Letters* **110**, 220502 (2013).
 - [34] J. V. Rakonjac, D. Lago-Rivera, A. Seri, M. Mazzer, S. Grandi, and H. de Riedmatten, Entanglement between a Telecom Photon and an On-Demand Multimode Solid-State Quantum Memory, *Physical Review Letters* **127**, 210502 (2021).
 - [35] C.-W. Chou, *Towards a Quantum Network with Atomic Ensembles*, Ph.D. thesis, California Institute of Technology (2006).
 - [36] C.-W. Chou, J. Laurat, H. Deng, K. S. Choi, H. de Ried-

- matten, D. Felinto, and H. J. Kimble, Functional Quantum Nodes for Entanglement Distribution over Scalable Quantum Networks, *Science* **316**, 1316 (2007).
- [37] P. Caspar, E. Verbanis, E. Oudot, N. Maring, F. Samara, M. Caloz, M. Perrenoud, P. Sekatski, A. Martin, N. Sangouard, H. Zbinden, and R. T. Thew, Heralded Distribution of Single-Photon Path Entanglement, *Physical Review Letters* **125**, 110506 (2020).
- [38] E. Bersin, M. Grein, M. Sutula, R. Murphy, Y. Q. Huan, M. Stevens, A. Suleymanzade, C. Lee, R. Riedinger, D. J. Starling, P.-J. Stas, C. M. Knaut, N. Sinclair, D. R. Assumpcao, Y.-C. Wei, E. N. Knall, B. Machielse, D. D. Sukachev, D. S. Levonian, M. K. Bhaskar, M. Lončar, S. Hamilton, M. Lukin, D. Englund, and P. B. Dixon, Development of a boston-area 50-km fiber quantum network testbed, *Phys. Rev. Appl.* **21**, 014024 (2024).
- [39] H.-H. Lu, M. Alshowkan, K. V. Myilswamy, A. M. Weiner, J. M. Lukens, and N. A. Peters, Generation and characterization of ultrabroadband polarization-frequency hyperentangled photons (2023), arXiv:2308.16285 [physics, physics:quant-ph].
- [40] A. Ortu, A. Holzäpfel, J. Etesse, and M. Afzelius, Storage of photonic time-bin qubits for up to 20 ms in a rare-earth doped crystal, *npj Quantum Information* **8**, 29 (2022).
- [41] C. Pignol, A. Ortu, L. Nicolas, V. D'Auria, S. Tanzilli, T. Chanelière, M. Afzelius, and J. Etesse, Decoherence induced by dipole-dipole couplings between atomic species in rare-earth ion-doped Y_2SiO_5 (2024), arXiv:2408.01958 [physics, physics:quant-ph].
- [42] M. Hain, M. Stabel, and T. Halfmann, Few-photon storage on a second timescale by electromagnetically induced transparency in a doped solid, *New Journal of Physics* **24**, 023012 (2022).
- [43] A. Ortu, J. V. Rakonjac, A. Holzäpfel, A. Seri, S. Grandi, M. Mazzera, H. de Riedmatten, and M. Afzelius, Multi-mode capacity of atomic-frequency comb quantum memories, *Quantum Science and Technology* **7**, 035024 (2022).
- [44] T. Zhong, J. M. Kindem, J. G. Bartholomew, J. Rochman, I. Craiciu, E. Miyazono, M. Bettinelli, E. Cavalli, V. Verma, S. W. Nam, F. Marsili, M. D. Shaw, A. D. Beyer, and A. Faraon, Nanophotonic rare-earth quantum memory with optically controlled retrieval, *Science* **357**, 1392 (2017).
- [45] J. V. Rakonjac, G. Corrielli, D. Lago-Rivera, A. Seri, M. Mazzera, S. Grandi, R. Osellame, and H. de Riedmatten, Storage and analysis of light-matter entanglement in a fiber-integrated system, *Science Advances* **8**, eabn3919 (2022).
- [46] T.-X. Zhu, C. Liu, M. Jin, M.-X. Su, Y.-P. Liu, W.-J. Li, Y. Ye, Z.-Q. Zhou, C.-F. Li, and G.-C. Guo, On-demand Integrated Quantum Memory for Polarization Qubits, *Physical Review Letters* **128**, 180501 (2022).
- [47] Z.-Q. Zhou, C. Liu, C.-F. Li, G.-C. Guo, D. Oblak, M. Lei, A. Faraon, M. Mazzera, and H. de Riedmatten, Photonic Integrated Quantum Memory in Rare-Earth Doped Solids, *Laser & Photonics Reviews* **n/a**, 2300257 (2023).
- [48] M. Nilsson, L. Rippe, S. Kröll, R. Klieber, and D. Suter, Hole-burning techniques for isolation and study of individual hyperfine transitions in inhomogeneously broadened solids demonstrated in $\text{Pr}^{3+}:\text{Y}_2\text{SiO}_5$, *Physical Review B* **70**, 214116 (2004).
- [49] P. Jobez, N. Timoney, C. Laplane, J. Etesse, A. Ferrier, P. Goldner, N. Gisin, and M. Afzelius, Towards highly multimode optical quantum memory for quantum repeaters, *Physical Review A* **93**, 032327 (2016).
- [50] N. Maring, D. Lago-Rivera, A. Lenhard, G. Heinze, and H. De Riedmatten, Quantum frequency conversion of memory-compatible single photons from 606 nm to the telecom C-band, *Optica* **5**, 507 (2018).