

BoundingDocs: a Unified Dataset for Document Question Answering with Spatial Annotations

Simone Giovannini^{1*}, Fabio Coppini^{2†}, Andrea Gemelli^{2†}, Simone Marinai^{1†}

¹DINFO, Università degli Studi di Firenze, Via di Santa Marta, 3, Florence, 50139, Italy.

²LETXBE, 229 Rue Saint-Honoré, Paris, 75001, France.

*Corresponding author(s). E-mail(s): simone.giovannini1@unifi.it;

Contributing authors: fabio.coppini@letxbe.ai; andrea.gemelli@letxbe.ai;
simone.marinai@unifi.it;

†These authors contributed equally to this work.

Abstract

We present a unified dataset for document Question-Answering (QA), which is obtained combining several public datasets related to Document AI and visually rich document understanding (VRDU). Our main contribution is twofold: on the one hand we reformulate existing Document AI tasks, such as Information Extraction (IE), into a Question-Answering task, making it a suitable resource for training and evaluating Large Language Models; on the other hand, we release the OCR of all the documents and include the exact position of the answer to be found in the document image as a bounding box. Using this dataset, we explore the impact of different prompting techniques (that might include bounding box information) on the performance of open-weight models, identifying the most effective approaches for document comprehension.

Keywords: Large Language Models (LLMs), Document AI, Dataset, Question Answering, Fine-tuning, Information Extraction.

1 Introduction

The increasing number of documents produced in various fields, including scientific research, legal proceedings, healthcare, and business, has created an enormous demand for efficient information extraction (IE) methods.

In document processing research, Optical Character Recognition (OCR) has proven essential for transforming scanned documents and images into machine-readable text, facilitating further analysis. Initially, statistical methods [1]

were used alongside OCR to extract information, followed by machine learning approaches. Subsequently, deep learning techniques [2], especially methods related to Natural Language Processing (NLP), became crucial in advancing document understanding. Today, the focus has shifted towards Large Language Models (LLMs) [3], which, with their exceptional ability to model natural language in complex contexts, have further enhanced document comprehension and the automation of information extraction from extensive volumes of text.

Accepted for publication in the International Journal of Document Analysis and Recognition (IJ DAR).

OCR tools and LLMs are now extensively used to perform several tasks in Document AI, including:

- **Document Image Classification:** classifies document images into types such as invoices, scientific papers, and receipts [4];
- **Visual Information Extraction:** extracts entities and relationships from unstructured content, considering text, visual elements, and layout [5];
- **Visual Question Answering:** answers natural language questions based on a document’s content [6].

The two main motivations for building the `BoundingDocs` dataset, that is focused on Information Extraction and Question Answering, are:

1. the lack of extensive and diverse QA datasets in the field of Document AI;
2. the lack of precise spatial coordinates in the existing datasets.

Current datasets do not effectively incorporate positional data, which is essential for reducing hallucinations and improving performance by enabling LLMs to understand document layout more precisely. In contrast, the proposed dataset, `BoundingDocs`, is specifically designed to capture positional information, which not only defines the dataset’s core feature but also serves multiple purposes. First, it allows for verifying whether a model correctly extracts both the value and its location, providing deeper insights into the model’s comprehension of document structure and helping to mitigate hallucinations. Second, it can be leveraged to enhance prompting by incorporating more detailed layout-aware instructions, further improving the model’s ability to interpret and generate structured outputs.

Contribution

In this work, we propose a unified approach to build a Question-Answering dataset. Such a dataset can be used for evaluating how good Document AI models are to extract relevant information when answering to natural language questions. In doing so, we aim to address the following research questions:

- **RQ1:** How can existing datasets be unified into a common Question-Answering format?
- **RQ2:** Can rephrased questions generated by LLMs enhance answer accuracy for document-based questions?
- **RQ3:** Does including layout information in prompts (e.g. [7, 8]) improve the model’s performance on document comprehension tasks?

To explore these questions, our study is organized into the following sections. Section 2 reviews the existing literature and benchmarks in the field of Document AI and question answering tasks; Section 3 describes the process of unifying datasets into a common Question-Answering format with enhanced layout annotations; Section 4 evaluates the performance of LLMs using various prompting techniques and presents the results. Conclusions are drawn in Section 5 where we discuss our findings, the key challenges encountered, and propose directions for future research.

2 State of the art

We provide an overview of the main models and techniques proposed for Question Answering (QA) and Visual Question-Answering (VQA) [6]. We also discuss the features of the main datasets in the Document AI that we considered in our research.

2.1 Related datasets

As summarized in Table 1, we selected datasets that best match our focus on comprehensive document understanding and advanced VQA, addressing challenges across both single-page and multi-page documents. One detailed review covering more datasets focused on layout-related tasks can be found in [9].

Among the foundational datasets, `DocVQA` [6, 14] stands as one of the earliest benchmarks dedicated to VQA on document images, focusing on understanding both textual and layout aspects of documents. Introduced in 2020, `DocVQA` comprises multiple tasks designed to push the boundaries of document comprehension. The main tasks include answering questions about individual document pages and analyzing multi-page documents — a crucial capability for real-world applications. The `Single Page` [6] subset includes 50,000 questions over 12,767 documents, while the `Multi Page` [14]

The dataset is publicly available at <https://huggingface.co/datasets/letxbe/BoundingDocs>.

Dataset review

Dataset	Size	Answers	OCR Info	OCR Engine	Type	Lang
VRDU [10]	2,556	Yes	1	0	1	1
Deepform [11]	60,000	Yes	1	1	1	1
DUDE [12]	4,974	Yes	1	1, 2, 4	1	1
FATURA [13]	10,000	Yes	2	5	2	1
SP-DocVQA [6]	12,767	No	1	3	1	1
MP-DocVQA [14]	5,929	No	1	2	1	1
FUNSD [15]	199	Yes	1	0	1	1
Kleister Charity [16]	2,788	No	3	1, 2	1	1
Kleister NDA [16]	540	No	3	1, 2	1	1
SROIE [17]	1,000	No	1	0	1	1
XFUND [18]	1,393	Yes	1	0	1	2,3,4,5,6,7,8
SynthTabNet [19]	600,000	Yes	1	5	2	1
CORD [20]	1,000	Yes	2	0	1	9
GHEGA [21]	246	Yes	1	0	1	10

Table 1: Datasets review details. For clarity, the following codes are used in the table: **OCR info** - 1: *Full text with bboxes*, 2: *Partial text with bboxes*, 3: *Full text without bboxes*; **OCR engine** - 0: *Not specified*, 1: *Tesseract*, 2: *Amazon Textract*, 3: *Microsoft OCR*, 4: *Azure Cognitive Service*, 5: *Synthetic document (OCR not needed; text is pre-known)*; **Type** - 1: *Real*, 2: *Synthetic*; **Lang** - 1: *English*, 2: *Italian*, 3: *French*, 4: *Spanish*, 5: *Chinese*, 6: *German*, 7: *Portuguese*, 8: *Japanese*, 9: *Indonesian*, 10: *Not specified mix*.

subset contains 46,436 questions spanning 5,929 documents (covering 47,952 pages in total). These datasets require models to interpret the visual structure of documents and to derive insights that go beyond simple text extraction.

DUDE [12] builds on this foundational work by extending VQA to multi-domain, multi-purpose documents. The dataset provides 5,000 annotated PDF files with 18,700 question-answer pairs across various domains and time frames, making it a unique resource for tasks that integrate Document Layout Analysis with complex, layout-based question answering. Unlike typical QA datasets, DUDE often requires multi-step reasoning, handling both content and structural queries. For instance, questions may include layout-based prompts such as “*How many text columns are there?*” or require arithmetic and comparison skills, presenting a challenging dataset for models trained primarily on text-based QA.

In addition to these datasets, several others serve as standard benchmarks and are worth

mentioning briefly. VRDU [10] includes two corpora—registration forms from the U.S. Department of Justice and ad-buy forms from the FCC—representing templates of varying complexity. The FATURA [13] dataset provides 10,000 images across 50 templates with imbalanced distributions for fields commonly found in invoices, such as buyer information and total amount, along with bounding box annotations for structured data extraction. Kleister [16] datasets offer specialized financial reports and legal documents, with Kleister Charity and Kleister NDA addressing entity extraction for key attributes. Deepform [11] offers approximately 20,000 labeled receipts for political ad purchases with labeled fields for specific political advertising details.

Finally, FUNSD [15] and XFUND [18] are form-centric datasets focused on entity linking and key-value extraction in noisy, often multilingual documents. FUNSD includes 199 annotated forms in English, designed for form understanding, while XFUND broadens this to a multilingual setting with documents in seven languages, capturing the diversity of form structures globally.

Recently, several unified datasets similar to **BoundingDocs** have been published, aiming to integrate multiple document sources or tasks sharing both similarities and differences with our approach. **Docmatix** [22] and **K2Q** [23] are Information Extraction datasets containing 2.1 million and 12,000 documents, respectively. Both generate question-answer pairs automatically using LLMs. Notably, **K2Q**, which is only available upon request, implements a similar strategy to ours by augmenting questions that were initially created using fixed templates at the dataset level. However, neither dataset includes information about the position of the answer within the text, which distinguishes **BoundingDocs**.

Additionally, recently published datasets such as **BigDocs** [24] and **DocStruct4M** [25] aim to aggregate multiple tasks beyond Information Extraction. These datasets contain 7 million multimodal documents and 4 million documents, respectively. While significantly larger than **BoundingDocs**, they fall outside our focus on business documents. Moreover, they encompass a wide range of tasks, including *Screenshot2HTML*, *Table2LaTeX*, *ChartParsing*, and *TableParsing*. Not all examples in these datasets follow a question-answering format, and, most notably, they do not provide bounding box information for the answers.

2.2 Related methods

In recent years, the QA task [6, 14] has been approached in many ways, leveraging different techniques and various model architectures. These methods can be broadly categorized into *NLP-based*, *LLM-based*, and *multimodal architectures*, each addressing different aspects of document understanding and question answering.

NLP-based approaches build on general Question-Answering models, primarily focusing on text semantics without explicitly incorporating document layout or visual features. A prime example is **BertQA** [6], which utilizes a BERT architecture followed by a classification head to predict the start and end indices of an answer span. Modifications such as changes in hyperparameters and the introduction of new pre-training tasks have been explored in multiple works [26, 27], resulting in improved outcomes.

LLM-based methods leverage large language models to perform document understanding tasks by encoding structural and layout information directly into the input. For instance, **LMDX** [28] incorporates layout information via bounding box coordinates in the prompt, enhancing retrieval precision and reducing hallucinations. **DocLLM** [29], which builds on the **LayoutLM** family, includes a specialized pretraining phase focused on structured layout data to improve document layout understanding. In contrast, **NuExtract** [30] is designed for extracting structured JSON data from documents, using training data derived from the **Colossal Clean Crawled Corpus** [31].

Multimodal architectures combine visual and textual features to enhance document comprehension across layout, content, and structure. Among OCR-free methods, **mPLUG-DocOWL 1.5** [25] integrates a Vision Transformer (ViT) [32] with an LLM for comprehensive Document AI analysis, aligning layout and textual cues effectively without requiring separate OCR stages. Similarly, **Donut** [33] and **Dessurt** [34] operate without OCR preprocessing, directly integrating image and text data for robust document understanding.

In contrast, OCR-dependent models further refine document comprehension by incorporating OCR-based tokens. **Hi-VT5** [14], for example, combines OCR tokens with visual features, optimizing its effectiveness for Question-Answering tasks that rely on precise textual information. Additionally, **LayoutLMv3** [35] introduces visual patch embeddings in place of traditional CNNs to better align text, layout, and visual cues, resulting in improved performance on tasks requiring fine-grained structural interpretation.

3 Dataset construction

We base our new dataset, **BoundingDocs**, on the following datasets selected from Table 1: **SP-DocVQA**, **MP-DocVQA**, **DUDE**, **Deepform**, **VRDU**, **FATURA**, **Kleister Charity**, **Kleister NDA**, **FUNSD**, and **XFUND**. Our selection focuses specifically on business document-based datasets, thereby excluding datasets such as **InfographicsVQA** [36] and **SlideVQA** [37], which primarily deal with non-business documents, as well as **VisualMRC** [38], which, despite being document-based, features abstractive rather than extractive answers, as detailed in Section 3.2.1.

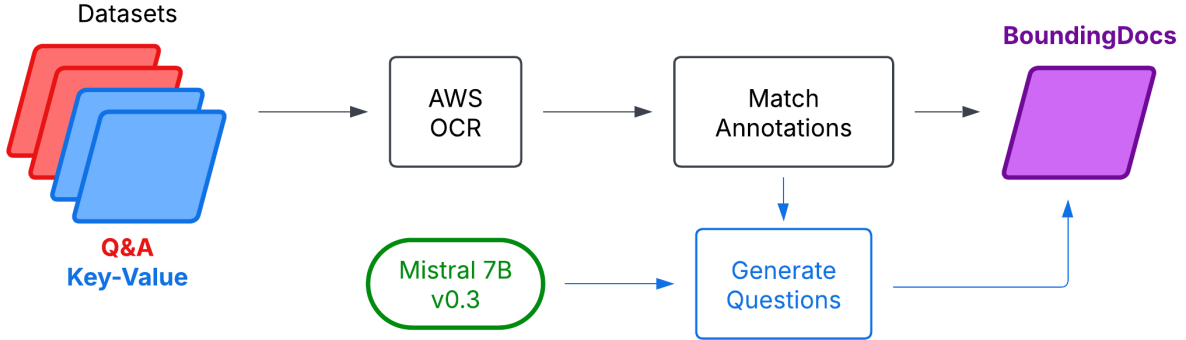


Fig. 1: Dataset construction pipeline. The process begins with two main dataset categories: QA datasets (red) and Key-Value extraction datasets (blue). Both categories are processed using AWS OCR (Textract), followed by annotation matching. For the Key-Value extraction datasets, questions are generated and rephrased using Mistral 7B v0.3. All processed components are then unified into BoundingDocs (purple).

Although most of the selected datasets originate from Key-Value extraction tasks, which may involve recurring question types, BoundingDocs ensures diversity by incorporating datasets with heterogeneous characteristics. Specifically, BoundingDocs includes documents with widely varying layouts, structural complexities, and languages, spanning multiple domains such as invoices, contracts, forms, receipts, and documents containing some handwritten-filled forms. This collection provides an essential resource for training and evaluating Document AI models.

In Figure 1 we show the implemented pipeline for dataset construction.

3.1 Dataset format definition

For each document, a JSON file contains the annotation (examples in Figure 2). Each word in the answer is linked to its corresponding bounding box. Following established practices in the literature (e.g., LayoutLM [35], BERT [2]), the bounding boxes are normalized integers ranging from 0 to 1000 relative to the actual page size. Each bounding box is defined by a list of four values: the width, the height, the X and Y coordinates of the top-left vertex of the rectangle.

3.2 Producing annotations

A significant challenge comes from integrating various types of annotations into a unified structure. Datasets like Deepform, Kleister, and FATURA

provide annotations that only establish a relationship between a key and its corresponding value in the text, such as annotating Address = 48 Woodford, SandyFord. However, these datasets lack essential positional information, such as the text’s location, frequency of occurrence, and page number. In contrast, datasets like VRDU and MP-DocVQA provide different types of positional information: the former provides bounding boxes for the values to be extracted, while the latter only specifies which page of the document contains the answer. However, inconsistencies may arise because these datasets utilize different OCR tools, leading to variations in positional measurements and formats. To ensure consistent calculations for bounding box positions, we selected Amazon Textract [39], as it is both already deployed in our company’s document processing systems (reducing annotation costs and ensuring consistency) and one of the most widely used commercial OCR services.

In the case of FUNSD and XFUND, the datasets contain annotations related only to the text’s structure and relationships between elements. Consequently, additional steps are necessary to generate relevant questions from these datasets.

3.2.1 Dataset preparation

Upon collecting and downloading the datasets the following preliminary operations have been considered case by case. These additional steps are critical to standardize and prepare the datasets

for the generation of annotations. Note that when the test split is not public, as in `Kleister`, `DUDE`, and `DocVQA`, the documents in those test splits and their corresponding annotations are excluded from `BoundingDocs`.

Annotation Conversion: When the annotations in a dataset have a complex format, they are converted into a standardized, more straightforward format. This is particularly required for the `VRDU` dataset, where the original annotations require interpretation and conversion.

Filtering Pages/Questions: Some datasets contain redundant or irrelevant content, such as unnecessary pages or questions, which have been removed. For instance, in the `DocVQA` dataset, pages from the `Multi Page` set were excluded from the `Single Page` set to prevent duplication. Additionally, for both `DUDE` and `DocVQA` datasets, we filtered out all questions that can be defined as *abstractive*, meaning that the answer is not explicitly present in the document text but instead requires reasoning or synthesis. Since our objective is to provide the exact location of each answer within the document, it is essential to retain only extractive questions, where the answer can be directly found in the text. This ensures that every identified answer has a corresponding position in the document, which would not be possible for abstractive questions.

Downloading Original Documents: In datasets where only annotations are provided without the corresponding documents, the original documents are downloaded from external sources. This step was necessary for the `Deepform` dataset, where the PDFs were not included alongside the annotations.

OCR Processing with Textract: To ensure consistency across all datasets, Amazon Textract has been applied to all documents, regardless of whether they already contained OCR data. Datasets were processed through Textract not only when OCR data was completely absent, but also when OCR was only provided for the annotated fields. This process has been applied to datasets such as `VRDU`, `FATURA`, `Kleister`, `SP-DocVQA`, `Deepform`, `FUNSD`, and `XFUND`, where OCR data is either insufficient or not provided.

Key-Value Association Creation: For `FUNSD` and `XFUND`, key-value pairs for information extraction were generated from the annotations. This step involves linking elements labeled

as questions to their corresponding answers to facilitate coherent information extraction.

3.2.2 Matching annotations and OCR

To match the answer to each question with the data extracted by Textract [39], a script has been developed whose main challenge is to identify the correct word when the same value appears at multiple positions. Our approach matches the annotated value with the extracted text and considers all occurrences as potential matches. While this method ensures broad coverage, it may lead to false positives when the same textual value appears in unrelated contexts. A thorough analysis of this aspect can be found in Section 3.3.

A considerable time has been devoted to produce high quality annotations. This script, a significant part of our contribution, is used across all datasets with only slight modifications to match the different annotation formats.

For a document and a given key-value pair, where the *key* represents a label (such as “name,” “address,” or “date”) describing the type of information, and the *value* contains the actual data associated with that label, the script executes the following steps (no brand new annotations are created):

1. Compare each text line extracted by Textract (`Line`) with the correct answer using Jaccard similarity. The Jaccard similarity between two sets A and B is given by: $J(A, B) = \frac{|A \cap B|}{|A \cup B|}$ where $|A \cap B|$ is the number of common elements between the two sets, and $|A \cup B|$ is the total number of unique elements across both sets.
2. If similarity exceeds a given threshold, the `Line` is added to a set of candidates.
3. For each candidate line that exceeds the Jaccard similarity threshold, we verify that each word of the ground truth answer is also detected as a `Word` block by Textract and falls within the `Line` bounding box. The set of all `Word` blocks (and their corresponding bounding boxes) that, when concatenated, reconstruct the original answer becomes the localized and annotated answer in `BoundingDocs`. If the answer is found in multiple locations on the page through this procedure, all occurrences are considered valid answers.

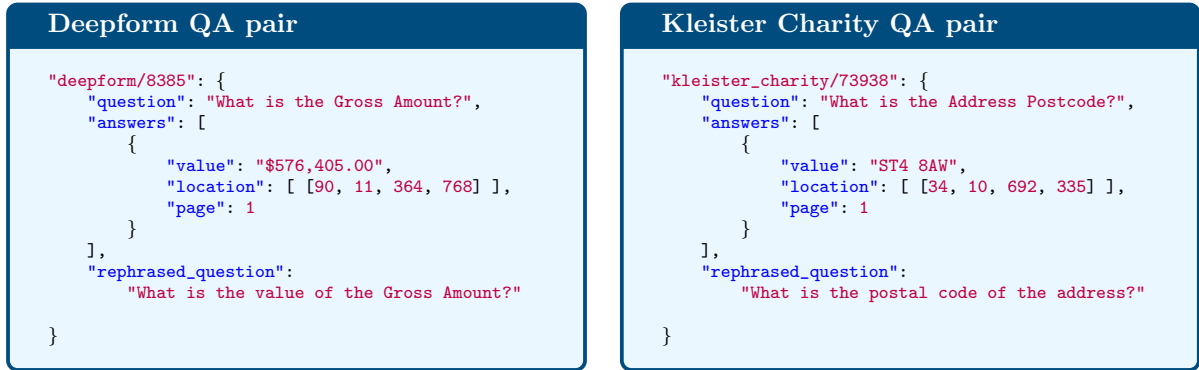


Fig. 2: Sample of QA pairs from the dataset. The left QA pair is sourced from Deepform, while the right one is from Kleister Charity. The purple values represent the specific details related to each QA pair, and the blue values denote the fixed structure defined for our dataset.

Note that all date annotations in the Kleister datasets follow the 'YYYY-MM-DD' format. If a date appears in a different format within the document, its original annotation is standardized to this format. Our script is designed to handle this specific case through the use of regular expressions. This was not necessary for the other datasets.

3.2.3 Questions formulation

For datasets that are not originally designed for QA but only for key-value extraction, it is necessary, after matching the answers with the OCR output, to also generate the corresponding questions. Therefore, in addition to the three steps described in the previous section, the following two additional steps are performed:

4. Questions are generated using the template `What is the [key name]?` (e.g., `What is the Address?`). Note that `[key name]` does not refer to the actual name assigned to the key by the datasets (e.g., `program_desc`) but rather to a refined, natural-language version defined by us (e.g., `program description`). We manually refined around 10 keys per dataset. This ensures that questions are always in natural language—though not necessarily correct—but consistently composed of meaningful words. For XFUND, the question template was automatically translated to match document languages. Datasets with pre-defined questions (DUDE, MP-DocVQA, SP-DocVQA) used their own questions.

5. Moreover, for VRDU Ad Buy Form, additional questions are created to account for key-value pairs linked to specific ad programs, such as:
 - What is the `[program_start_date]` for `[program_desc]`?
 - What is the `[program_end_date]` for `[program_desc]`?
 - What is the `[sub_amount]` for `[program_desc]`?

3.2.4 Rephrasing questions

After the previously described steps, the questions for the new dataset are generated. Inspection of these questions, which followed a simple template-based structure, revealed that they are often grammatically incorrect, overly simplistic, and consistently adhered to the same pattern. This raised concerns that fine-tuning an LLM on these questions could introduce bias, potentially leading to poor performance on questions written by humans, which may not follow the template.

To mitigate this issue, we employed the Mistral 7B model [40] to correct and rewrite the questions, aiming to fix errors and introduce linguistic diversity. Other Mistral models, such as Mistral Large [41] and Mixtral 8x7B [42], were also tested, but they produced overly complex, verbose, and unnatural questions.

The prompt for question rewriting included manually written examples to guide the model, with no information about the correct answer to avoid biasing the generation. For example, the question `What is the Gross Amount?` was

rewritten by the LLM as `What is the value of the Gross Amount?`.

This procedure was applied to most questions in the dataset, adding a new attribute, `rephrased_question`. Questions from `DUDE`, `MP-DocVQA`, and `SP-DocVQA` were excluded as they were already human-written.

To ensure quality and limit hallucinations, we iteratively refined the prompt during the design phase and validated the outputs through manual sampling. Additionally, the LLM was instructed to preserve the semantic meaning from the template questions, using the original answer as a starting point.

In Figure 2 we show one example of the final format of the dataset questions, including the rephrased version of the questions.

3.3 Statistics & splits

The dataset is split into training, validation, and test sets using an 80-10-10 split based on document count, ensuring that all questions related to a single document remain within the same set. Since the dataset comprises diverse sources with varying structures and question types, we propose our own split to ensure a balanced distribution of document layouts and question types across all sets. Table 2 provides an overview of the dataset’s size and source distribution, while detailed statistics can be found in the Supplementary Material.

To achieve this balance, documents from each source dataset are sampled separately. Specifically, documents from `Deepform` are split in an 80-10-10 ratio, followed by documents from `FATURA`, `DUDE`, and all other sources. The union of these individual splits yields the final training, validation, and test sets, ensuring that all sets reflect the dataset’s overall diversity.

Some of the pages annotated using the proposed algorithm and belonging to `BoundingDocs` are shown in Figures 3 and 4. For illustration purpose, colored rectangles are drawn around the fields corresponding to the correct answers to the questions.

It should be noted, as previously mentioned, that for datasets such as `Kleister`, `DUDE`, and `DocVQA`, the test splits are not publicly available. Consequently, documents from these test splits are not included in our dataset. For datasets like `FATURA` and `Deepform`, which do not have

predefined splits, this issue does not arise. However, further discussion is needed regarding `FUNSD`, `XFUND`, and `VRDU`, as they do have defined splits. In the case of `FUNSD` and `XFUND`, a portion of the documents from their test splits were included in the random process used to define the splits in `BoundingDocs`. As a result, some of these documents are part of the `BoundingDocs` training split. Specifically, out of the 38,515 documents in the training split, 313 originate from the `FUNSD/XFUND` test sets, accounting for approximately 0.8%. Regarding `VRDU`, its repository provides multiple splits depending on the task of interest, meaning there is no single definitive test split. Therefore, `VRDU` has been treated similarly to `FATURA` and `Deepform`. This analysis informs users that incorporating `BoundingDocs` into training data does not prevent models from being evaluated on benchmarks like `DUDE`, `DocVQA`, or `Kleister`. This leads to the conclusion that `BoundingDocs` can serve a dual purpose: it can be used as a pretraining tool without significant risk of contamination with established benchmarks, allowing these benchmarks to be employed for evaluating the resulting models. Additionally, `BoundingDocs` can function as a benchmark itself for assessing models in a question answering setting, even for datasets and document types that were not originally designed for this task.

3.4 Annotation assessment

To provide insights into the dataset quality, we analyzed the frequency of multiple matches within a single page, as mentioned in Section 3.2.2. We found that in approximately 20% of cases, the annotated value appeared more than once on the same page. However, this does not necessarily indicate that 20% of the dataset contains false positives. To further investigate this phenomenon, we conducted a manual audit of annotations with multiple matches. We randomly sampled 20 pages containing at least one question with multiple valid answers, selecting one such question per page. We successfully sampled 20 pages for most datasets, with the exception of `FUNSD` (19 pages), `SP-DocVQA` (13 pages), and `FATURA` and `VRDU Registration Form` (0 pages for both). For each sampled page-question pair, we manually examined all annotated answer bounding boxes to verify whether all instances referred to

Dataset	Documents	Pages	Questions	Ques./Page	Ques./Doc
Deepform	24,345	100,747	55,926	0.55	2.30
DUDE	2,583	13,832	4,512	0.33	1.75
FATURA	10,000	10,000	102,403	10.24	10.24
FUNSD	199	199	1,542	7.75	7.75
Kleister Charity	2,169	47,550	8,897	0.19	4.10
Kleister NDA	337	2,126	696	0.33	2.07
MP-DocVQA	5,203	57,643	31,597	0.55	6.07
SP-DocVQA	266	266	419	1.58	1.58
VRDU Ad Form	641	1,598	22,506	14.08	35.11
VRDU Reg. Form	1,015	2,083	3,865	1.86	3.81
XFUND	1,393	1,393	16,653	11.95	11.95
Total	48,151	237,437	249,016	1.05	5.17

Table 2: Overall statistics of BoundingDocs, divided by source.

the same logical answer or if some were unrelated occurrences of the same textual value. An annotation was considered correct only if all annotated answers corresponded to valid responses to the question, rather than being semantically unrelated occurrences of the same text. The results, reported in Table 3, reveal that approximately 38% of questions with multiple answers per page contain at least one answer that is not logically related to the question. Extrapolating from this finding, we estimate that approximately 7% of all annotations (38% of the 20% with multiple matches) may exhibit this issue. Examining the results by data type, we observe distinct patterns in annotation accuracy. Acronyms achieve perfect accuracy (100%), as they are highly specific and rarely repeated for different purposes within documents. Named entities and currency values show moderate accuracy (68.12% and 70.00%, respectively), while dates perform slightly lower at 66.67%. Numbers exhibit the lowest accuracy rate (46.88%), as numerical values frequently appear in unrelated sections of documents such as page numbers, reference codes, or unrelated quantities. The “Other” category, which includes miscellaneous data types, shows an accuracy of 40.00%, indicating challenges in handling diverse or less structured information.

3.5 Dataset examples

In Fig. 3 (Deepform) and Fig. 4 (VRDU Registration Form) it is possible to analyze two

Data Type	Total	✓	%
Currency	20	14	70.00
Date	18	12	66.67
Number	32	15	46.88
Acronym	8	8	100.00
Named entities	69	47	68.12
Other	25	10	40.00
Total	172	106	61.63

Table 3: Annotation quality statistics by data type for questions with multiple valid answers per page.


pages the corresponding QA pairs are shown in Table 4. In Fig. 3 the extracted fields are the advertiser’s name and the gross amount for the various transmissions. In Fig. 4 the fields to be extracted are only two: the registrant name and the registration number.

These two examples illustrate how, despite the large number of documents in the collection, the potential amount of information present in the documents is underutilized, as the annotated fields are few compared to the entire body of the documents, indicating that the potential of this large document collection is not being properly exploited.

To provide a concrete response to the issue raised in Section 3.2.2, as shown in Fig. 3, the value \$119,000.00 has been detected and annotated four times on the page. The two entries on the left part of the page are certainly correct, as

Print Date 08/02/12 18:11:11 Page 1 of 3

ORDER



Orders

Order / Rev: 703223 - 2
 Alt Order #: 06257001
 Product Desc: OBAMA FOR AMERICA
 Estimate: 1519
 Flight Dates: 07/31/12 - 08/13/12
 Original Date / Rev: 07/27/12 / 08/02/12
 Order Type: Political

Primary AE: Aaron Ashe
 Sales Office: T-WAS
 Sales Region: NAT

Agency

Name: Greer Margolis Mitchell/ Poi
 Buying Contact: K Keuleman
 Billing Contact: 3050 K St NW
 Washington, DC 20007

Billing Type: Cash
 Billing Calendar: Broadcast
 Billing Cycle: EOM/EOC
 Agency Commission: 15%

Advertiser

Name: Obama/D/President
 Demographic: A35+
 Product Codes: PL-Presidential
 Priority: P-3
 Revenue Codes: AGY, GEN, POL

New Business Thru:
 Order Separation: 00:15:00
 Advertiser External ID:
 Agency External ID:

Bill Plan

Start Date	End Date	# Spots	Gross Amount	Net Amount
07/30/12	08/13/12	46	\$119,000.00	\$101,150.00

Totals

Month	# Spots	Gross Amount	Net Amount	Rating
August 2012	46	\$119,000.00	\$101,150.00	0.00
Totals	46	\$119,000.00	\$101,150.00	0.00

Account Executives

Account Executive	Sales Office	Sales Region	Start Date / End Date	Order %
Aaron Ashe			Start Of Order - End Of Order	100%

Order Share

Order Share	Share	Total
WTSP-TV	25%	\$119,000.00
Market	100%	\$476,000.00

Fig. 3: Deepform page with bbox annotations.

Template Question	Rephrased Question	Answer
What is the Advertiser?	Who is the advertiser?	OBAMA FOR AMERICA
What is the Gross Amount?	What is the value of Gross Amount?	\$119,000.00
What is the Registrant Name?	What is the name of the registrant?	Greenfield & Kress P.A.
What is the Registration Number?	What is the registration number for the company?	6294

Table 4: QA pairs of the examples in Figure 3 and Figure 4. The first two refer to the Deepform sample and the last two to the VRDU Registration Form one.

they refer to totals: the first is related to the date and the second to the TV transmission. Regarding the values stacked on the right side of the page, the value beneath represents the sum of all those above it, and in this case, the numbers match. This validates the annotation, as the total refers to the same entity. If there were additional entries, only the total would be annotated, as the partial values would necessarily differ.

Additional examples that provide a full overview of the entire variety of the dataset can be found in the Supplementary Material.

4 Experimental results

Tables 5, 6, and 7 present our experimental results across the different datasets and model configurations. The fine-tuning and testing pipeline

U.S. Department of Justice
Washington, DC 20530

OMB No. 1124-0003; Expires May 31, 2020

**Amendment to Registration Statement
Pursuant to the Foreign Agents Registration Act of
1938, as amended**

INSTRUCTIONS. File this amendment form for any changes to a registration. Compliance is accomplished by filing an electronic amendment to registration statement and uploading any supporting documents at <https://www.fara.gov>.

Privacy Act Statement. The filing of this document is required for the Foreign Agents Registration Act of 1938, as amended, 22 U.S.C. § 611 *et seq.*, for the purposes of registration under the Act and public disclosure. Provision of the information requested is mandatory, and failure to provide the information is subject to the penalty and enforcement provisions established in Section 8 of the Act. Every registration statement, short form registration statement, supplemental statement, exhibit, amendment, copy of informational materials or other document or information filed with the Attorney General under this Act is a public record open to public examination, inspection and copying during the posted business hours of the Registration Unit in Washington, DC. Statements are also available online at the Registration Unit's webpage: <https://www.fara.gov>. One copy of every such document, other than informational materials, is automatically provided to the Secretary of State pursuant to Section 6(b) of the Act, and copies of any and all documents are routinely made available to other agencies, departments and Congress pursuant to Section 6(c) of the Act. The Attorney General also transmits a semi-annual report to Congress on the administration of the Act which lists the names of all agents registered under the Act and the foreign principals they represent. This report is available to the public in print and online at: <https://www.fara.gov>.

Public Reporting Burden. Public reporting burden for this collection of information is estimated to average 1.5 hours per response, including the time for reviewing instructions, searching existing data sources, gathering and maintaining the data needed, and completing and reviewing the collection of information. Send comments regarding this burden estimate or any other aspect of this collection of information, including suggestions for reducing this burden to Chief, Registration Unit, Counterintelligence and Export Control Section, National Security Division, U.S. Department of Justice, Washington, DC 20530; and to the Office of Information and Regulatory Affairs, Office of Management and Budget, Washington, DC 20503.

1. Name of Registrant Greenfield & Kress P A	2. Registration No. 6207
3. This amendment is filed to accomplish the following indicated purpose or purposes: <input checked="" type="checkbox"/> To give a 10-day notice of change in information as required by Section 2(b) of the Act. <input type="checkbox"/> To correct a deficiency in <input type="checkbox"/> Initial Statement <input type="checkbox"/> Supplemental Statement for the period ending _____ <input type="checkbox"/> Other purpose (specify) _____ <input type="checkbox"/> To give notice of change in an exhibit previously filed.	

Fig. 4: VRDU Registration Form page with bbox annotations.

implemented is summarized and plotted in Figure 5, which depicts the various types of prompts used depending on the model type: for vision models, we provided the image along with the question only, while for traditional LLMs, we used the OCR-extracted page text, the question, and, for some ablation, the bounding boxes of the text. Notably, all the fine-tuning experiments described were conducted using only 10% of the training split and evaluated on the proposed test split.

The three tables follow the same format, where the columns correspond to the documents in the BoundingDocs test set derived from the respective dataset. All models and configurations have been evaluated on the proposed test split. It is crucial to emphasize that these results are not directly comparable to established benchmarks (e.g., DocVQA or DUDE) or to performances reported

in other studies using the same datasets. Additionally, comparisons between different model types (e.g., LLMs vs. vision LLMs) should be avoided due to differences in prompting techniques and LoRA fine-tuning parameters (details in the Supplementary Material). The test split is specifically determined by our question-filtering strategy and dataset construction methodology. Therefore, these results primarily serve to illustrate the dataset's difficulty and provide a baseline, rather than to position our approach relative to the state of the art.

4.1 Evaluation metrics

We use the standard metric ANLS* [43], which supports a wider range of tasks including line-item extraction and document-processing tasks.

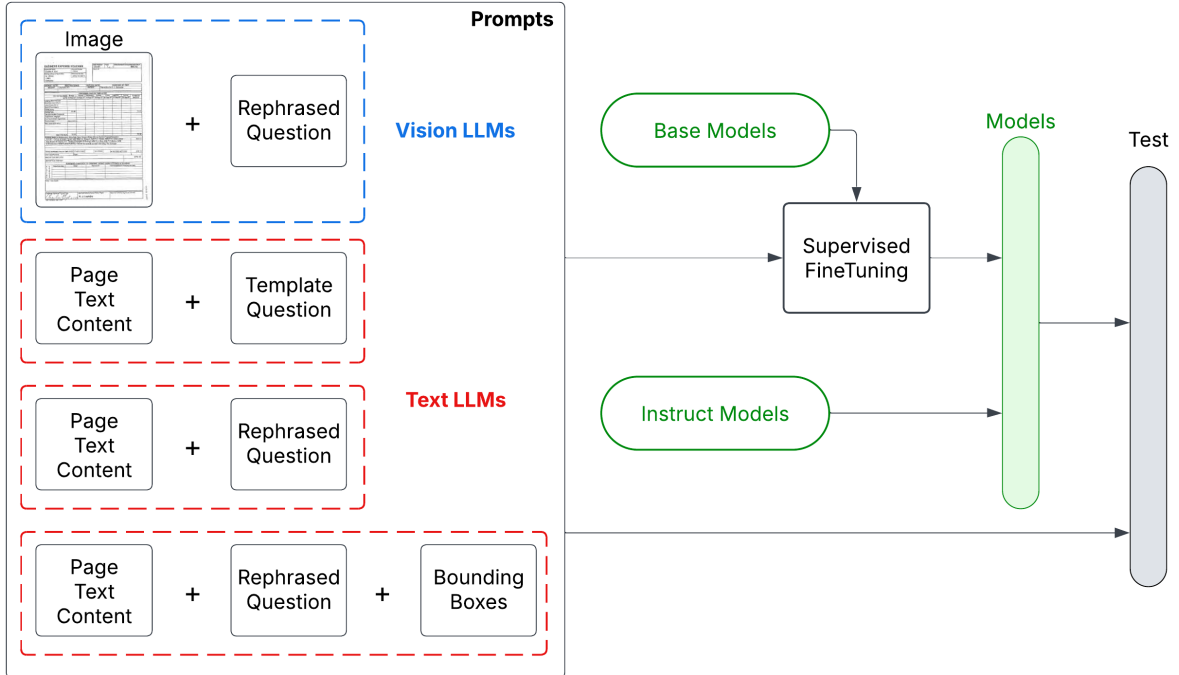


Fig. 5: Experimental framework showing the different prompting strategies implemented for vision and text language models. Vision LLMs (blue) are prompted with images and rephrased questions, while text LLMs (red) are prompted with three different configurations of page content and questions. Some models underwent supervised fine-tuning before testing, while others were evaluated directly.

For each model-dataset pair in our results, we report two key measurements: the ANLS* value (rescaled between 0 and 100 for easier reading) and the percentage of non-JSON parsable responses relative to the total number of queries. The weighted average provides a comprehensive overview based on the number of examples for each dataset. For ANLS*, higher values indicate better performance, while for non-parsable responses, lower percentages are preferable. In the tables, the best values for each dataset are in bold, while the second-best values are underlined.

4.2 Prompt construction

In this study, each question in the dataset may have answers distributed across multiple pages. Processing multi-page documents poses significant computational challenges, as noted in works such as Multi-PageDocVQA [14]. Additionally, the context size limitations of smaller LLMs make encoding all pages into a single prompt impractical. To address these constraints, we adopt an

atomic approach, processing each relevant page separately rather than constructing a single comprehensive prompt.

Our experiments follow the ‘oracle’ setup described in [14], where only the page containing the answer is provided as input to the model. This setup isolates the model’s answering capabilities from variations in input sequence length, serving as a theoretical upper bound on performance—assuming the method correctly identifies the relevant page. As a result, these baselines reflect the intrinsic difficulty of the questions and document layouts rather than external factors such as content filtering. Nevertheless, the dataset includes complete documents, allowing users to implement and evaluate multi-page methods, which must also handle the task of identifying relevant pages. For questions requiring information from multiple pages, we generate independent prompts for each relevant page, appending the same question to each. For instance, if a five-page document contains relevant information on

pages 2 and 4, we create two separate prompts: one incorporating content in page 2 and the other incorporating page 4, both paired with the same question.

Each prompt consists of three components: the document text, the question, and a given answer format (JSON) to facilitate structured data extraction.

4.3 Baseline models

We evaluated three popular open-weight models as baselines: **Mistral 7B Instruct v0.3** [40], **Llama 3 8B Instruct** [44], and **Phi 3.5 3.8B Instruct** [45]. These models were chosen for their established performance and recognition in the NLP community.

In addition to these text-only models, we also tested three multimodal models capable of processing both text and images: **Claude 3.7 Sonnet** [46] and **Qwen2-VL** [47] in its 2B and 7B variants. This selection ensures a diverse range of model types and sizes, allowing for a comprehensive evaluation. These tests served to establish an initial benchmark and are reported in Table 5.

Through a qualitative analysis based on the results of our preliminary experiments and observations of dataset examples, we identified the most complex layouts and the sources for which the proposed task is particularly challenging. Notably, **Deepform** and **VRDU Ad Buy Form** contain numerous similar values that can correspond to different entries in the financial report, complicating information extraction. Despite its seemingly simple layout, **Kleister NDA** also presents significant challenges. This suggests that the lack of a clear structure — characteristic of contract pages with dense and compact text — impedes the models’ ability to retrieve highly specific information. A comprehensive overview of the various sources that compose **BoundingDocs** can be found in the Supplementary Material.

4.4 Ablation study: question formulation

For investigating the impact of question formulation, we selected the **Mistral 7B v0.3** (base version) for fine-tuning (details in the Supplementary Material). Results are reported in Table 6.

We evaluated two types of questions—template-based (simple, consistent format) and rephrased (more varied, user-friendly language). Each model was tested with both question types, resulting in four experimental conditions:

- **Template-Template:** Model trained and tested with template-based questions.
- **Template-Rephrased:** Model trained with template-based questions, tested with rephrased questions.
- **Rephrased-Template:** Model trained with rephrased questions, tested with template-based questions.
- **Rephrased-Rephrased:** Model trained and tested with rephrased questions.

4.5 Incorporating bounding box information

To assess the impact of spatial information, we incorporated bounding box coordinates into the prompts, denoted as **Reph.-Reph.-bbox** in Table 6. Each **Textextract**-extracted text element in the prompt was annotated with bounding box coordinates, enabling the model to reference spatial context. In this configuration, the model was specifically fine-tuned to produce more complex JSON outputs that include not only the answer, but also a comprehensive list of all locations where the extracted value appears in the document. While this approach provided richer spatial awareness, the requirement to generate more structured outputs introduced additional complexity that led to increased parsing errors.

To address these parsing challenges, we implemented the **Reph.-Reph.-bbox w/regex** configuration, which introduced a regex-based post-processing step. When the model’s structured JSON output was not parsable due to format inconsistencies or generation errors, the regex extraction mechanism served as a fallback solution to retrieve the target value, effectively maintaining the benefits of spatial information while mitigating the impact of parsing failures.

4.6 Fine-Tunings

Table 7 presents the fine-tuning results for a subset of the models listed in Table 5. In these experiments, models were trained and tested using rephrased questions. For **Mistral**, the prompt

Model	Deepform	DUDE	FATURA	FUNSD	XFUND	SP-VQA	KI. Char.	KI. NDA	MP-VQA	VRDU Ad	VRDU Reg	W. Avg.
Mistral-7B-v0.3	42.3	9.1	6.8	14.3	6.1	22.2	21.2	<u>32.5</u>	12.5	23.1	28.6	22.4
	0.22%	16.19%	1.03%	1.23%	15.85%	10.00%	4.84%	10.45%	7.86%	0.22%	<u>1.52%</u>	3.32%
Llama-3-8B	83.9	60.0	35.6	70.5	38.4	73.7	<u>72.8</u>	25.3	62.4	<u>71.2</u>	37.9	<u>62.9</u>
	0.47%	5.52%	0.12%	3.68%	9.55%	<u>2.50%</u>	2.93%	6.72%	3.54%	0.65%	6.09%	1.77%
Phi-3.5-3.8B	<u>66.4</u>	45.2	24.7	55.8	51.3	50.2	63.9	48.1	54.4	59.2	57.9	51.6
	6.79%	64.76%	7.40%	5.52%	2.07%	52.50%	2.07%	0.00%	52.82%	26.80%	4.31%	20.37%
Claude 3.7 Sonnet	62.2	72.4	52.5	78.6	<u>54.2</u>	<u>85.8</u>	76.8	16.6	76.9	90.6	79.6	65.7
	0.00%	0.00%	0.00%	<u>1.22%</u>	0.00%	0.00%	0.00%	0.00%	0.04%	0.00%	0.00%	0.02%
Qwen2-VL-2B	35.3	60.0	36.1	71.6	48.7	88.3	48.7	28.5	68.1	52.3	62.3	45.8
	0.57%	<u>0.38%</u>	<u>0.05%</u>	1.23%	1.41%	0.00%	0.29%	<u>1.49%</u>	1.21%	1.25%	0.00%	<u>0.54%</u>
Qwen2-VL-7B	44.7	<u>69.3</u>	47.5	<u>73.2</u>	59.7	84.5	70.4	20.1	<u>72.9</u>	56.1	<u>70.0</u>	55.6
	<u>0.04%</u>	0.00%	3.44%	0.00%	<u>0.37%</u>	0.00%	<u>0.11%</u>	0.00%	<u>0.14%</u>	<u>0.09%</u>	0.00%	0.93%

Table 5: Baseline models. ANLS* scores and JSON parsing error percentages across datasets for baseline models on our test split. ANLS* scores measure accuracy in answering document questions, while the bottom value in each cell shows JSON parsing errors, indicating output consistency. The "W. Avg" column provides a weighted average across datasets, with bold and underlined values marking the top two scores per dataset.

Model	Deepform	DUDE	FATURA	FUNSD	XFUND	SP-VQA	KI. Char.	KI. NDA	MP-VQA	VRDU Ad	VRDU Reg	W. Avg.
Templ.-Templ.	97.7	70.5	99.9	<u>75.7</u>	70.1	75.3	91.9	66.3	75.5	96.7	96.5	<u>91.3</u>
	0.00%	0.00%	0.00%	<u>0.61%</u>	0.61%	0.00%	0.00%	0.00%	0.06%	0.00%	0.00%	0.04%
Templ.-Reph.	96.8	70.9	91.5	71.1	68.8	70.2	92.5	63.7	73.6	87.1	96.0	87.8
	3.75%	1.14%	<u>0.23%</u>	0.00%	1.53%	<u>2.50%</u>	0.40%	1.49%	1.03%	<u>0.13%</u>	0.00%	1.62%
Reph.-Templ.	97.7	70.4	99.7	71.8	67.6	76.6	91.8	61.1	73.6	96.2	95.2	90.7
	0.00%	0.00%	0.00%	0.00%	<u>0.67%</u>	0.00%	0.00%	0.00%	0.06%	0.00%	0.00%	0.04%
Reph.-Reph.	<u>97.1</u>	71.2	<u>99.8</u>	72.3	68.2	76.1	92.3	<u>64.4</u>	73.3	<u>96.4</u>	95.7	90.6
	0.00%	0.00%	0.00%	0.00%	0.92%	0.00%	0.00%	0.00%	<u>0.07%</u>	0.00%	0.00%	0.04%
Reph.-Reph.-bbox	97.7	73.4	99.3	78.8	71.2	<u>82.1</u>	<u>92.8</u>	61.6	76.0	<u>96.4</u>	<u>96.7</u>	91.6
	5.01%	4.95%	5.97%	17.79%	10.34%	5.00%	4.34%	<u>0.75%</u>	7.16%	1.47%	<u>0.51%</u>	5.64%
Reph.-Reph.-bbox w/ regex	97.7	<u>72.1</u>	99.3	74.7	<u>70.3</u>	83.0	92.9	61.9	<u>75.8</u>	96.1	96.8	<u>91.3</u>
	<u>0.80%</u>	<u>0.38%</u>	4.50%	4.29%	0.98%	0.00%	<u>0.03%</u>	0.00%	0.35%	0.26%	0.00%	<u>1.53%</u>

Table 6: Ablation study. ANLS* scores and JSON parsing error percentages across datasets for each prompting configuration on our test split. ANLS* scores measure accuracy in answering document questions, while the bottom value in each cell shows JSON parsing errors, indicating output consistency. The "W. Avg" column provides a weighted average across datasets, with bold and underlined values marking the top two scores per dataset.

included both the page content and bounding boxes (corresponding to the **Reph.-Reph.-bbox** row in the Table 6), whereas the two **Qwen** models received only the page image and the rephrased

question as input. It is important to notice that these results are not directly comparable across models, as the fine-tuning settings for **Mistral** and **Qwen** differ significantly (details on fine-tuning

settings can be found in the Supplementary Material.) Once again, these results are not intended for direct comparison, but rather to provide a baseline for the expected performance on this dataset after a fine-tuning of various models.

4.7 Answer localization

In this article, we investigate the unique feature of `BoundingBoxDocs`, bounding boxes, specifically to evaluate whether their inclusion can enhance document understanding. This can be achieved either by incorporating bounding box information as an additional input in textual prompts for off-the-shelf models, or by leveraging it for fine-tuning. Additionally, `BoundingBoxDocs` can serve as a benchmark for assessing a model’s ability to accurately predict the location of an answer within a page. Our experiments, reported in [48], show that `Claude 4 Sonnet` achieves an average IoU of 0.031 on the `BoundingBoxDocs` test set, while `Qwen2.5-VL-7B` reaches 0.048. These results demonstrate that, although off-the-shelf models perform reasonably well in retrieving information in a zero-shot setting, their capacity to indicate the precise location of the answer is effectively nonexistent, which significantly undermines the interpretability of their responses.

4.8 Research question answers

Our experimental findings provide clear answers to our research questions, defined in Section 1:

- **RQ1 - Dataset Unification:** By standardizing data from various sources (e.g., receipts, invoices, forms) into a consistent Question-Answering format, models are exposed to a wide range of document layouts and content types, enhancing their training efficiency. This unification significantly streamlines the fine-tuning process, making it easier to handle diverse document sources. Moreover, fine-tuned models show significant improvements over `instruct` models, quantitatively confirming that exposure to varied document formats and layouts enhances the model’s ability to extract information, as can be seen comparing the overall results in Table 5 and Table 7.
- **RQ2 - Question Formulation Impact:** The study revealed significant insights into how different question formulation strategies

affect document comprehension and information extraction. As reported in Table 6, the `Template-Template` configuration demonstrated superior performance by leveraging structured, consistent question patterns. However, the `Rephrased-Rephrased` configuration emerged as a particularly robust solution, maintaining high ANLS* scores (e.g., 99.8 on `FATURA`, 96.4 on `VRDU-Ad`) while achieving 0% parsing errors across most datasets. Crucially, unlike other configurations, its performance remained stable regardless of whether the input followed a template or an augmented version, indicating that the model had developed a greater adaptability to diverse question structures. Notably, the `Template-Rephrased` setup performed least effectively, highlighting the challenges in transitioning from template-trained models to complex question structures.

- **RQ3 - Layout Information:** The incorporation of spatial information in prompts yielded measurable improvements in model performance, as reported in Table 7. The `Reph-Reph-bbox` configuration achieved the highest weighted average ANLS* (91.6) across all datasets, demonstrating consistent improvements over configurations without spatial information. Notable gains were observed in complex document understanding tasks, with ANLS* scores increasing to 71.2 on `XFUND` and 83.0 on `SP-VQA`. While the initial implementation showed increased parsing errors, the addition of regex-based post-processing (`Reph-Reph-bbox w/regex`) successfully maintained high performance while reducing error rates to competitive levels (1.53% weighted average).

5 Conclusions

The paper addresses the growing need for evaluating LLMs in Document AI tasks by proposing a unified dataset designed for document QA taking into account the position of answers’ text in the document. Baseline experiments using off-the-shelf LLMs demonstrate the challenges of applying generic models to specialized Document AI tasks; the performance of `instruct` models

Model	Deepform	DUDE	FATURA	FUNSD	XFUND	SP-VQA	KI Char.	KI NDA	MP-VQA	VRDU Ad	VRDU Reg	W. Avg.
Mistral-7B-v0.3	97.7	72.1	99.3	<u>74.7</u>	70.3	<u>83.0</u>	92.9	61.9	75.8	96.1	96.8	91.3
	0.80%	<u>0.38%</u>	4.50%	<u>4.29%</u>	0.98%	0.00%	0.03%	0.00%	0.35%	<u>0.26%</u>	0.00%	1.53%
Qwen2-VL-2B	88.0	58.9	97.2	72.9	62.4	79.7	74.1	<u>45.6</u>	66.1	75.9	79.9	82.1
	<u>0.05%</u>	0.00%	<u>0.30%</u>	<u>0.61%</u>	<u>0.92%</u>	0.00%	<u>0.43%</u>	<u>0.49%</u>	0.20%	0.78%	0.00%	<u>0.26%</u>
Qwen2-VL-7B	<u>90.6</u>	<u>71.0</u>	<u>98.5</u>	75.6	<u>68.5</u>	84.2	<u>82.8</u>	40.9	<u>74.9</u>	<u>81.2</u>	<u>86.0</u>	<u>86.6</u>
	0.01%	0.76%	0.00%	<u>0.61%</u>	0.43%	0.00%	<u>0.43%</u>	0.00%	<u>0.28%</u>	0.00%	<u>0.51%</u>	0.13%

Table 7: Fine-tunings. ANLS* scores and JSON parsing error percentages across datasets for each fine-tuned model on our test split. ANLS* scores measure accuracy in answering document questions, while the bottom value in each cell shows JSON parsing errors, indicating output consistency. The "W. Avg" column provides a weighted average across datasets, with bold and underlined values marking the top two scores per dataset.

reveal clear limitations in generating correct and well-structured answers.

The paper reveals that while off-the-shelf LLMs struggle with document-specific tasks, targeted fine-tuning can significantly improve their capabilities. Rephrasing questions using LLMs improves the models' understanding and response accuracy across different question formulations, suggesting that LLMs benefit from exposure to diverse linguistic variations during training. Incorporating layout and positional information into the prompt led to improved accuracy across most datasets, but at the cost of a higher percentage of non-parsable responses, reflecting the increased complexity of generating JSON outputs that include bounding box information.

In future work, we aim to explore a wider range of prompting techniques tailored to different model families. Among the many types of information available in `BoundingBoxDocs`, a key challenge is determining the optimal combination for effective information extraction. Open questions include whether images can fully replace textual content in prompts, whether bounding boxes remain essential even when using images, and how different modalities interact to enhance model performance. The constructed dataset and the experimental results provide a solid foundation for future research in Document QA. Fine-tuning models with enriched prompts has shown promising improvements.

Declarations

Competing interests The authors declare no competing interests.

References

- [1] Mihalcea, R., Tarau, P.: TextRank: Bringing order into text. In: Lin, D., Wu, D. (eds.) Proc. Conf. Empirical Methods in Natural Language Processing, pp. 404–411. ACL, Barcelona, Spain (2004). <https://aclanthology.org/W04-3252>
- [2] Devlin, J., *et al.*: BERT: pre-training of deep bidirectional transformers for language understanding. In: Proceedings of the 2019 NAACL-HLT, Volume 1 (Long and Short Papers), pp. 4171–4186. Association for Computational Linguistics, (2019). <https://doi.org/10.18653/V1/N19-1423>
- [3] OpenAI: GPT-4 technical report. CoRR [abs/2303.08774](https://arxiv.org/abs/2303.08774) (2023) <https://doi.org/10.48550/ARXIV.2303.08774>
- [4] Nawei, C., Blostein, D.: A survey of document image classification: problem statement, classifier architecture and performance evaluation. IJDAR **10**, 1–16 (2007) <https://doi.org/10.1007/s10032-006-0020-2>
- [5] Wang, J., *et al.*: Towards robust visual information extraction in real world: New dataset

- and novel solution. In: AAAI 2021, pp. 2738–2745. AAAI Press, (2021). <https://doi.org/10.1609/AAAI.V35I4.16378>
- [6] Mathew, M., Karatzas, D., Jawahar, C.V.: Docvqa: A dataset for VQA on document images. In: WACV, pp. 2199–2208. IEEE, (2021). <https://doi.org/10.1109/WACV48630.2021.00225>
- [7] Wang, W., et al.: Layout and task aware instruction prompt for zero-shot document image question answering. CoRR **abs/2306.00526** (2023) <https://doi.org/10.48550/ARXIV.2306.00526>
- [8] Lamott, M., et al.: Lapdoc: Layout-aware prompting for documents. In: ICDAR 2024. LNCS, vol. 14807, pp. 142–159. Springer, (2024). https://doi.org/10.1007/978-3-031-70546-5_9
- [9] Gemelli, A., Marinai, S., Pisaneschi, L., Santoni, F.: Datasets and annotations for layout analysis of scientific articles. IJDAR **27**, 683–705 (2024) <https://doi.org/10.1007/s10032-024-00461-2>
- [10] Wang, Z., et al.: VRDU: A benchmark for visually-rich document understanding. In: Proc. 29th ACM SIGKDD. KDD '23. ACM, (2023). <https://doi.org/10.1145/3580305.3599929>
- [11] Project DeepForm: DeepForm. <https://github.com/project-deepform/deepform>
- [12] Landeghem, J.V., et al.: Document understanding dataset and evaluation (dude). In: Proc. ICCV, pp. 19471–19483. IEEE, (2023). <https://doi.org/10.1109/ICCV51070.2023.01789>
- [13] Limam, M., et al.: FATURA: A multi-layout invoice image dataset for document analysis and understanding, vol. abs/2311.11856 (2023). <https://doi.org/10.48550/ARXIV.2311.11856>
- [14] Tito, R., Karatzas, D., Valveny, E.: Hierarchical multimodal transformers for multipage DocVQA. Pattern Recognition **144**, 109834 (2023) <https://doi.org/10.1016/j.patcog.2023.109834>
- [15] Jaume, G., et al.: Funsd: A dataset for form understanding in noisy scanned documents. In: 2nd Int. Workshop OST@ICDAR, pp. 22–25. IEEE, (2019). <https://doi.org/10.1109/ICDARW.2019.10029>
- [16] Stanisławek, T., et al.: Kleister: Key information extraction datasets involving long documents with complex layouts. In: Proc. ICDAR, vol. 12821, pp. 564–579. Springer, (2021). http://dx.doi.org/10.1007/978-3-030-86549-8_36
- [17] Huang, Z., et al.: ICDAR2019 competition on scanned receipt OCR and information extraction. In: Proc. ICDAR, pp. 1516–1520. IEEE, (2019). <https://doi.org/10.1109/ICDAR.2019.00244>
- [18] Xu, Y., et al.: XFUND: A benchmark dataset for multilingual visually rich form understanding. In: ACL (Findings), pp. 3214–3224. ACL, (2022). <https://aclanthology.org/2022.findings-acl.253>
- [19] Nassar, A., et al.: Tableformer: Table structure understanding with transformers. In: CVPR, pp. 4604–4613. IEEE, (2022). <https://doi.org/10.1109/CVPR52688.2022.00457>
- [20] Park, S., et al.: Cord: A consolidated receipt dataset for post-ocr parsing. In: Document Intelligence Workshop at Neural Information Processing Systems (2019). <https://github.com/clovaai/cord>
- [21] Università degli Studi di Trieste: Ghega Dataset. <https://machinelearning.inginf.units.it/data-and-tools/ghega-dataset>
- [22] HuggingFace: Docmatix - A huge dataset for Document Visual Question Answering. <https://huggingface.co/blog/docmatix> (2024)
- [23] Zmigrod, R., et al.: "what is the value of templates?" rethinking document information extraction datasets for llms. In: Al-Onaizan, Y., Bansal, M., Chen, Y. (eds.) EMNLP 2024, USA, pp. 13162–13185. Association

- for Computational Linguistics, (2024). <https://aclanthology.org/2024.findings-emnlp.770>
- [24] Rodriguez, J.A., et al.: Bigdocs: An open and permissively-licensed dataset for training multimodal models on document and code tasks. CoRR **abs/2412.04626** (2024) <https://doi.org/10.48550/ARXIV.2412.04626>
- [25] Hu, A., et al.: mPLUG-DocOwl 1.5: Unified structure learning for ocr-free document understanding, vol. **abs/2403.12895** (2024). <https://doi.org/10.48550/ARXIV.2403.12895>
- [26] Garncarek, L., et al.: LAMBERT: Layout-Aware Language Modeling for Information Extraction, pp. 532–547. Springer, (2021). https://doi.org/10.1007/978-3-030-86549-8_34
- [27] Liu, Y., et al.: Roberta: A robustly optimized bert pretraining approach, vol. **abs/1907.11692** (2019). <https://arxiv.org/abs/1907.11692>
- [28] Perot, V., et al.: Lmdx: Language model-based document information extraction and localization. In: Proceedings of ACL (Findings), pp. 15140–15168. Association for Computational Linguistics, (2024). <https://doi.org/10.18653/V1/2024.FINDINGS-ACL.899>
- [29] Wang, D., et al.: Doclm: A layout-aware generative language model for multimodal document understanding. In: Proceedings of the 62nd ACL, pp. 8529–8548. Association for Computational Linguistics, (2024). <https://doi.org/10.18653/V1/2024.ACL-LONG.463>
- [30] Numind: NuExtract 1.5 - Multilingual, Infinite Context, Still Small, and Better than GPT-4o! <https://numind.ai/blog/nuextract-1-5---multilingual-infinite-context-still-small-and-better-than-gpt-4o> (2024)
- [31] Dodge, J., et al.: Documenting large web-text corpora: A case study on the colossal clean crawled corpus. In: Proceedings of the 2021 EMNLP, pp. 1286–1305. Association for Computational Linguistics, (2021). <https://doi.org/10.18653/V1/2021.EMNLP-MAIN.98>
- [32] Dosovitskiy, A., et al.: An image is worth 16x16 words: Transformers for image recognition at scale. In: ICLR. OpenReview.net, (2021). <https://openreview.net/pdf?id=YicbFdNTTy>
- [33] Kim, G., et al.: Ocr-free document understanding transformer. In: ECCV. LNCS, vol. 13688, pp. 498–517. Springer, (2022). https://doi.org/10.1007/978-3-031-19815-1_29
- [34] Davis, B., et al.: End-to-end document recognition and understanding with dessurt. In: ECCV 2022 Workshops, Proceedings, Part IV. LNCS, vol. 13804, pp. 280–296. Springer, (2022). https://doi.org/10.1007/978-3-031-25069-9_19
- [35] Huang, Y., et al.: Layoutlmv3: Pre-training for document ai with unified text and image masking. In: MM '22: The 30th ACM International Conference on Multimedia, Lisboa, Portugal, October 10 - 14, 2022, pp. 4083–4091. ACM, (2022). <https://doi.org/10.1145/3503161.3548112>
- [36] Mathew, M., et al.: InfographicVQA. In: WACV, pp. 2582–2591. IEEE, (2022). <https://doi.org/10.1109/WACV51458.2022.00264>
- [37] Tanaka, R., et al.: Slidevqa: A dataset for document visual question answering on multiple images. In: Williams, B., Chen, Y., Neville, J. (eds.) AAAI 2023, pp. 13636–13645. AAAI Press, (2023). <https://doi.org/10.1609/AAAI.V37I11.26598>
- [38] Tanaka, R., et al.: Visualmrc: Machine reading comprehension on document images. In: AAAI 2021, pp. 13878–13888. AAAI Press, (2021). <https://doi.org/10.1609/AAAI.V35I15.17635>
- [39] Amazon Web Services: Amazon Textract. <https://aws.amazon.com/it/textract/>
- [40] Jiang, A.Q., et al.: Mistral 7b, vol.

abs/2310.06825 (2023). <https://doi.org/10.48550/ARXIV.2310.06825>

- [41] Mistral AI: Mistral Large: Our Flagship Model (2024). <https://mistral.ai/news/mistral-large/>
- [42] Mistral AI: Mixtral of Experts: A High-Quality Sparse Mixture-of-Experts Model (2023). <https://mistral.ai/news/mixtral-of-experts/>
- [43] Peer, D., et al.: Anls* – a universal document processing metric for generative large language models. CoRR **abs/2402.03848** (2024) <https://doi.org/10.48550/ARXIV.2402.03848>
- [44] Touvron, H., *et al.*: Llama: Open and efficient foundation language models, vol. abs/2302.13971. (2023). <https://doi.org/10.48550/ARXIV.2302.13971>
- [45] Abdin, M., *et al.*: Phi-3 technical report: A highly capable language model locally on your phone, vol. abs/2404.14219. (2024). <https://doi.org/10.48550/ARXIV.2404.14219>
- [46] Anthropic: Claude 3.7 Sonnet (2025). <https://www.anthropic.com/claude/sonnet>
- [47] Wang, P., et al.: Qwen2-vl: Enhancing vision-language model’s perception of the world at any resolution. CoRR **abs/2409.12191** (2024) <https://doi.org/10.48550/ARXIV.2409.12191>
- [48] Chen, A., Giovannini, S., Gemelli, A., Coppini, F., Marinai, S.: Towards Reliable and Interpretable Document Question Answering via VLMs (2025). <https://arxiv.org/abs/2509.10129>

A Dataset statistics

We now provide a quantitative illustration using tables and graphs to show the nature of the dataset in all its aspects.

Figure 6 provide an overview of the dataset construction, showing how many documents and related questions from the various source datasets contribute to the overall dataset.

There are already several aspects to consider: first of all, it can be seen that Deepform is the dataset that contributes the most documents, but it has an average of about 2 questions per document, whereas the dataset that contributes the most questions is FATURA, with an average of more than 10 questions per document. Note that VRDU Ad Buy Form is the dataset that contains the most annotated fields, and both this aspect and the construction of additional questions for this particular dataset lead to a very high number of questions compared to the relatively low number of documents (an average of more than 34 questions per document). Also, note that there are very few documents related to SP-DocVQA: this is because, as already mentioned, most of the documents in this dataset were already present in MP-DocVQA, and there was no point in including them twice.

In Table 8 you can observe the distribution of the languages in which the questions in the dataset are posed. The only questions, along with their respective documents, that are not in English are those formulated on XFUND, and thus they represent a clear minority compared to the total count.

Language	Questions	Percentage (%)
English	232,362	93.31
Italian	3,857	1.55
Spanish	2,753	1.11
French	2,176	0.87
German	2,564	1.03
Portuguese	3,743	1.50
Chinese	1,116	0.45
Japanese	445	0.18
Total	249,016	100.00

Table 8: Language distribution

After providing a general overview of the dataset’s composition, it is also interesting to conduct an analysis of the types of questions that were generated and which field were extracted by running the matching algorithm on the various source datasets. Obviously, this analysis can only be conducted on the original datasets that pertain to key value extraction, as the questions are constructed according to the previously described template.

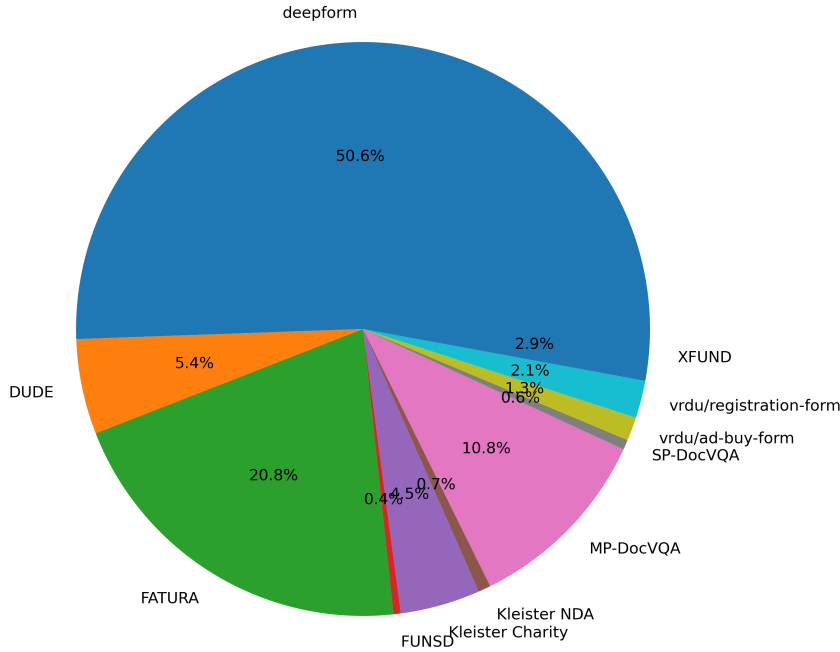


Fig. 6: Documents distribution across datasets

Question Type	Count	(%)
Gross Amount	15848	28.34
Contract Number	7950	14.22
Flight From	7919	14.16
Flight To	7921	14.16
Advertiser	16288	29.12
Total	55926	100.00

Table 9: Question distribution for Deepform dataset

For datasets such as DUDE and DocVQA, it is not possible to perform this type of tracking.

For Deepform, there are only five fields for which questions have been constructed, as can be observed in Table 9. The main fields present are the total cost incurred for the advertisement and the name of the advertiser. The fields Flight From and Flight To are date values that represent the start and end days of the spot’s transmission.

Regarding FATURA, the range of extracted fields is much broader compared to the previous

Deepform, as visible in Table 10. With 50 different layouts within FATURA, not all documents contain the same fields, which is the reason for the significant differences in frequencies among some fields. It is notable that the field with the most questions is Date of purchase (9800), while the least frequent is Total amount to be paid (685).

Regarding the Kleister Charity dataset, the range of extracted fields is relatively narrow compared to the FATURA dataset. As shown in Table 11, the dataset primarily focuses on extracting information such as the Charity Name, Charity Number, Address Post Town, Address Postcode, and Address Street Line. The fields with the fewest questions are Spending Annually in British Pounds and Income Annually in British Pounds, indicating that financial details are less frequently extracted from this dataset.

The Kleister NDA dataset, as detailed in Table 12, contains questions across a very limited set of fields: Jurisdiction, Party, Term, and Effective Date. The field with the most questions is Jurisdiction, followed by Party, while the Effective Date field has only a single question.

Question Type	Count	(%)
Buyer information	5653	5.52
Date of purchase	9800	9.57
Invoice ID	8796	8.59
Remarks and footers	5157	5.04
Seller Address	8131	7.94
Title	7346	7.17
Total amount after tax	7992	7.80
Total words	3932	3.84
GSTIN	4708	4.60
To whom the invoice is sent	1356	1.32
Payment terms and conditions	2306	2.25
Discount	2383	2.33
Due date	5797	5.66
Seller email	4396	4.29
Total amount before tax	6753	6.59
Tax	3799	3.71
Purchase order number	1400	1.36
Total amount to be paid	685	0.67
To whom the bill is sent	1285	1.25
Seller name	6728	6.57
Bank information	2600	2.55
Website of the seller	1400	1.38
Total	102403	100.00

Table 10: Question distribution for FATURA dataset

Question Type	Count	(%)
Charity Name	1617	18.17
Charity Number	2089	23.48
Spending Annually in £	66	0.74
Address Post Town	1948	21.90
Address Postcode	1621	18.22
Address Street Line	1495	16.80
Income Annually in £	61	0.69
Total	8897	100.00

Table 11: Question distribution for Kleister Charity dataset

The VRDU Ad Buy Form dataset, as shown in Table 13, contains a broader range of fields compared to the previous datasets. The fields with the most questions are Program Start Date, Channel, and Program End Date. In contrast, the field with the fewest questions is Program Description, with only 6 questions.

Question Type	Count	(%)
Jurisdiction	319	45.83
Party	314	45.11
Term	62	8.91
Effective Date	1	0.15
Total	696	100.00

Table 12: Question distribution for Kleister NDA dataset

Question Type	Count	(%)
Gross Amount	614	2.72
Contract Number	615	2.73
Flight From	439	1.95
Flight To	440	1.96
Advertiser	584	2.59
Property	572	2.54
Agency	263	1.17
Product	561	2.49
Sub Amount	4197	18.65
Program Start Date	4714	20.95
TV Address	463	2.06
Channel	4556	20.24
Program End Date	4482	19.92
Program Description	6	0.03
Total	22506	100.00

Table 13: Question Distribution for VRDU Ad Buy Form dataset

The VRDU Registration Form dataset, as detailed in Table 14, contains questions across 6 different fields. The fields with the most questions are Registration Number and Registrant Name, while the field with the fewest questions is Signer Title.

The latest statistics worth noting are those related to the split made for training, validation, and testing. As previously described, the documents were divided according to an 80-10-10 percentage, assuming that the distribution of questions would be similar and that we would therefore obtain the same percentage division for the latter as well. As can be seen from the Table

Question Type	Count	(%)
Registrant Name	959	24.81
Registration Number	983	25.43
File Date	783	20.25
Signer Name	654	16.93
Foreign Principle Name	264	6.83
Signer Title	222	5.75
Total	3865	100.00

Table 14: Question distribution for VRDU Registration Form dataset

Split	Docs	Questions	% Docs	% Questions
Train	38516	198601	80.0%	79.8%
Val	4804	24956	10.0%	10.0%
Test	4832	25463	10.0%	10.2%

Table 15: Train/Val/Test split

15, our intuition was confirmed, achieving the desired partitioning for the questions as well.

B Questions rephrasing

As outlined in the main text, a key method for generating `BoundingDocs` is question rewriting using LLMs, specifically `Mistral 7B`. The model was employed through a few-shot approach, as illustrated in Figure 7, where specific examples of the desired question reformulations were provided. The prompt did not include the answer to the question, as we observed that incorporating the answer in the few-shot examples influenced the question formulation. This led to the generation of questions biased toward facilitating information retrieval, thereby compromising the neutrality of the rewriting process.

C Finetuning details

For our work, we fine-tuned three different models: `Mistral-7B-v0.3`, `Qwen2-VL-2B`, and `Qwen2-VL-7B`. All three models were fine-tuned on the 10% of the train split using `QLoRA`, but with two different configurations: one for `Mistral`, which processes only text input, and another for the `Qwen2-VL` models, which also take document images as input. The fine-tuning process

Parameter	Mistral-v0.3	Qwen2-VL
<code>load_in_4bit</code>	True	True
<code>use_double_quant</code>	True	True
<code>quant_type</code>	"nf4"	"nf4"
<code>compute_dtype</code>	<code>bfloat16</code>	<code>bfloat16</code>
<code>lora_alpha</code>	128	16
<code>lora_dropout</code>	0.05	0.05
<code>r</code>	256	8
<code>bias</code>	"none"	"none"
<code>target_modules</code>	"all-linear"	"q_proj"
<code>task_type</code>	"CAUSAL_LM"	"CAUSAL_LM"

Table 16: Fine-tuning configurations for the `Mistral` and `Qwen2-VL` models.

was performed in Python using the `HuggingFace SFT` trainer. Quantization was achieved using the `BitsAndBytes` library, and `LoRA` was applied through the `peft`, both of which are also Python libraries.

D Dataset examples

Similarly to what was done in the paper, a comprehensive qualitative overview of the entire variety of the dataset will be provided. An example will be shown for each source dataset, along with (almost) all the corresponding QA pairs formulated for that page, as shown in Table 17.

Questions rephrasing

User:

I have a set of questions written in natural language using a simple template. These questions may contain grammatical errors, unnatural phrasing, or lack richness in expression. Your task is to refine them while keeping their original intent.

— TASK —

- Correct any grammatical mistakes
- Improve fluency and clarity
- Enrich phrasing to make the question more natural and well-formed

— EXAMPLES —

- Original: [*What is Charity Name?*] Rephrased: [*What is the name of the Charity?*]
- Original: [*What is the Product?*] Rephrased: [*What is the name of the product?*]

— QUESTION TO REPHRASE —

- Original: [*What is Jurisdiction?*]

LLM:

In which state is the company registered?

Fig. 7: Prompt example and LLM's answer for questions rephrasing.

Template Question	Rephrased Question	Answer	Fig.
What is Advertiser?	Who is the advertiser?	Jordan, Jonathan	8
What is Gross Amount?	What is the value of the Gross Amount?	\$10,500.00	8
What is Address Post Town?	What is the post town of the address?	Stoke-on-Trent	9
What is Address Postcode?	What is the postal code of the address?	ST4 8AW	9
What is Address Street Line?	What is the value of the Address Street Line?	28 Greenway	9
What is Charity Name?	What is the name of the charity?	Lucas' Legacy - Childhood Brain Tumour Research	9
What is Charity Number?	What is the charity number?	1167650	9
What is Jurisdiction?	In which state is the company registered?	Delaware	10
What is Party?	What is the name of the company?	Cisco Systems, Inc.,	10
What is Contract ID?	What is the contract ID number?	711207	11

Continued on next page

Template Question	Rephrased Question	Answer	Fig.
What is the Product?	What is the name of the product being advertised?	Q42020 Broadcast	11
What is Property?	What is the property name?	KXLF	11
What is Agency?	Who is the advertising agency?	Left Hook Communications	11
What is Advertiser?	Who is the advertiser?	Bennett/Democrat/Secretary of State	11
What is Gross Amount?	What is the value of the gross amount?	\$3,020.00	11
What is Sub Amount for M-F 530-7am News M-F 530-7am News?	What is the value for the 'Sub Amount' key for 'M-F 530-7am News'?	\$100.00	11
What is the Channel for M-F 530-7am News M-F 530-7am News?	What is the value of the 'Channel' for the '530-7am News' broadcasted from Monday to Friday?	All	11
What is Program Start Date for M-F 530-7am News M-F 530-7am News?	What is the start date for the M-F 530-7am News program?	10/06/20	11
What is the Program End Date for M-F 530-7am News M-F 530-7am News?	What is the end date for the program 'M-F 530-7am News'?	10/12/20	11
What is Registrant Name?	What is the name of the registrant?	KOREA TRADE PROMOTION CENTER	12
What is Registration Number?	What is the registration number for the company?	1619	12
What is Signer Title?	What is the signer's title?	DEPUTY DIRECTOR	12
First bubble in the HPA Axis?	First bubble in the HPA Axis?	Hypothalamus	13
What does CORT stand for in this document?	What does CORT stand for in this document?	Cortisol	13
Where does cortisol go after it is sent from the adrenal cortex?	Where does cortisol go after it is sent from the adrenal cortex?	Hypothalamus	13
What is Buyer information?	What is the name of the buyer?	Buyer :Nichole Harrington 8282 Kristie Lights South Loriburgh, PR 35228 US Tel:+(227)782-8066 Email:blackjames@example.net Site:http://ruiz-bailey.com/	14
What is Date of purchase?	When was the purchase date?	Invoice Date: 30-Oct-1998	14
What is Due date?	What is the due date?	Due Date : 24-May-2020	14

Continued on next page

Template Question	Rephrased Question	Answer	Fig.
What is Purchase order number?	What is the purchase order number value?	PO Number :72	14
What is Seller Address?	What is the seller's address?	Address:05866 Velazquez Mount North Diane, NJ 20651 US	14
What is Total amount before tax and discount?	What is the value of the total amount before tax and discount?	SUB-TOTAL : 293.47 \$	14
What is Tax?	What is the tax amount?	TAX:VAT (5.69%): 16.70 \$	14
What is Title?	What is the key for the title information?	TAX INVOICE	14
What is Total amount to be paid?	What is the value of the total amount to be paid?	BALANCE.DUE : 305.39 \$	14
What is MANUFACTURER:?	What is the value of the manufacturer?	R. J. REYNOLDS	15
What is BRAND NAME:?	What is the value of the brand name?	CARDINAL CIGARETTES (11 PACKINGS)	15
What is OTHER INFORMATION:?	What is the value of OTHER INFORMATION?	SEE ATTACHMENT	15
to whom is this letter written to?	to whom is this letter written to?	Mr. Rionda	16
when is the letter dated ?	when is the letter dated ?	October 18, 1940,	16
what is the auth. no. mentioned in the given form ?	what is the auth. no. mentioned in the given form ?	5754	17
what is the value of percent per account as mentioned in the given form ?	what is the value of percent per account as mentioned in the given form ?	50.06	17
what is the emp. no. mentioned in the given form ?	what is the emp. no. mentioned in the given form ?	483378	17
what is the employee name mentioned in the given form ?	what is the employee name mentioned in the given form ?	IRENE KARL	17
what is the value of amount authorized per account ?	what is the value of amount authorized per account ?	292.00	17
Qual è Cognome?	Qual è Cognome?	ANNI	18
Qual è Nome?	Qual è Nome?	GIACCOMO	18
Qual è Data Nascita?	Qual è Data Nascita?	12/02/1988	18
Qual è Data?	Qual è Data?	19/12/2020	18
Qual è Ora?	Qual è Ora?	14:00	18

Table 17: QA pairs of the examples, each pair referencing the specific example it corresponds to.

CONTRACT



WCCB
1 Television Place
Charlotte, NC 28205
(704)372-1800

<u>Contract / Revision</u> 138989 /		<u>Alt Order #</u> 07915350
<u>Product</u> JORDAN/ST HOUSE/R		
<u>Contract Dates</u> 10/26/12 - 11/05/12		<u>Estimate #</u>
<u>Advertiser</u> Jordan Jonathan		<u>Original Date / Revision</u> 10/25/12 / 10/25/12
<u>Billing Cycle</u> EOM/EOC	<u>Billing Calendar</u> Broadcast	<u>Cash/Trade</u> Cash
<u>Station</u> WCCB	<u>Account Executive</u> Merideth Radow	<u>Sales Office</u> Washington-Ea
<u>Special Handling</u>		
<u>Demographic</u> Adults 35+		
<u>IDB#</u>	<u>Advertiser Code</u> JORJ	<u>Product Code</u>
<u>Agency Ref</u>	<u>Advertiser Ref</u>	

And:

SRH Media
2204 Countryside Dr.
Silver Spring, MO 20905

*Line	Ch	Start Date	End Date	Description	Start/End Time	Days	Length	Spots/Week	Rate	Type	Totals Spots Amount	
N 1	WCCB	11/05/12	11/05/12	Fox News @ 10pm	10p-1035p		:30			NM	1	\$2,000.00
		<u>Start Date</u>	<u>End Date</u>	<u>Weekdays</u>				<u>Spots/Week</u>	<u>Rate</u>			
Week:		11/05/12	11/11/12	M-----				1	\$2,000.00			
N 2	WCCB	10/29/12	11/02/12	Fox News @ 10pm	10p-1035p		:30			NM	4	\$8,000.00
		<u>Start Date</u>	<u>End Date</u>	<u>Weekdays</u>				<u>Spots/Week</u>	<u>Rate</u>			
Week:		10/29/12	11/04/12	T1111---				4	\$2,000.00			
N 3	WCCB	11/05/12	11/05/12	Fox News Rising	530a-8a		:30			NM	2	\$500.00
		<u>Start Date</u>	<u>End Date</u>	<u>Weekdays</u>				<u>Spots/Week</u>	<u>Rate</u>			
Week:		11/05/12	11/11/12	M-----				2	\$250.00			
Totals											7	\$10,500.00

Time Period	# of Spots	Gross Amount	Net Amount
10/29/12 - 11/05/12	7	\$10,500.00	\$8,925.00
Totals	7	\$10,500.00	\$8,925.00

Signature: _____ Date: _____

(* Line Transactions: N = New, E = Edited, D = Deleted)

Notwithstanding to whom bills are rendered, advertiser, agency and service, jointly and severally, shall remain obligated to pay to station the amount of any bills rendered by station within the time specified and until payment in full is received by station. Payment by advertiser to agency or to service or payment by agency to service, shall not constitute payment to station. Station will not be bound by conditions, printed or otherwise added to contracts, orders, copy instructions or any correspondence when such conflict with the above terms and conditions. Two week advance cancellation notice is required unless otherwise specified. Station does not accept advertising

Fig. 8: Deepform sample



Trustees' Annual Report for the period

	Period start date		Period end date	
From	31	03	2016	To
			31	12
				2016

Section A Reference and administration details

Charity name **Lucas Legacy - Childhood Brain Tumour Research**

Other names charity is known by N/A

Registered charity number (if any) **1167650**

Charity's principal address **28 Greenway**

Trentham

Stoke-on-Trent

Postcode **ST4 8AW**

Names of the charity trustees who manage the charity

	Trustee name	Office (if any)	Dates acted if not for whole year	Name of person (or body) entitled to appoint trustee (if any)
1	Andrew Williams	Trustee and Chair	31.03.16-Present	
2	Mary Farrington	Trustee	31.03.16-Present	
3	Rebecca Kirkham	Trustee	31.03.16-Present	
4	Cheryl Everard	Trustee	31.03.16-Present	

Names of the trustees for the charity, if any, (for example, any custodian trustees)

Name	Dates acted if not for whole year
As above	

Names and addresses of advisers (Optional information)

Type of adviser	Name	Address

Name of chief executive or names of senior staff members (Optional information)

None

Section B Structure, governance and management

Description of the charity's trusts

Type of governing document <small>(eg. trust deed, constitution)</small>	Trust Deed
How the charity is constituted <small>(eg. trust, association, company)</small>	Trust

Fig. 9: Kleister Charity sample

CONFIDENTIALITY AGREEMENT

CONFIDENTIALITY AGREEMENT (this "**Agreement**"), dated as of March 4, 2007, by and between Webex Communications, Inc., a Delaware corporation (including its subsidiaries, the "**Company**"), and Cisco Systems, Inc. a California corporation (including its subsidiaries, "**Cisco**").

WHEREAS, Cisco and the Company are engaging in discussions about a possible transaction between them (the "**Transaction**") and in connection with evaluating the Transaction, each party (the "**Disclosing Party**") may disclose to the other party (the "**Receiving Party**") certain information relating to the Disclosing Party which is non-public, confidential or proprietary in nature;

NOW, THEREFORE, the parties hereby agree as follows:

1. **Confidentiality of Information.** The Receiving Party and its Representatives (as such term is defined below) (i) will keep the Information (as such term is defined below) strictly confidential and will not (except as required by applicable law or stock exchange requirement, regulation or legal process, and only after compliance with paragraph 3 below), without the Disclosing Party's prior written consent, disclose to any person (as such term is defined below) any Information, and (ii) will not use any Information in any manner (whether for itself, any other person or otherwise) other than solely in connection with its consideration of the Transaction. The Receiving Party further agrees to disclose the Information only to its Representatives who need to know the Information solely for the purpose of evaluating the Transaction, and who are informed by the Receiving Party of the confidential nature of the Information and agree to act in accordance with the terms of this Agreement. In addition, the Receiving Party and its Representatives shall take all reasonable actions and precautions to prevent the disclosure, use, copying, duplicating or reproducing of any Information, as well as any information the disclosure of which is limited by the provisions of paragraph 2 below in any manner contrary to the provisions of this Agreement. The term "**Information**" shall mean, with respect to the Disclosing Party in question, all confidential, proprietary or non-public information (whether furnished before or after the date hereof and whether written, oral, electronic or otherwise) furnished by the Disclosing Party or its Representatives to the Receiving Party or its Representatives in connection with the Receiving Party's evaluation of the Transaction. The term "Information" will not, however, include information which (i) is or becomes publicly available other than as a result of a disclosure by the Receiving Party or its Representatives in violation of this Agreement, (ii) is or becomes available to the Receiving Party or any of its Representatives on a nonconfidential basis from a source (other than the Disclosing Party or any of its Representatives) which, to the Receiving Party's knowledge is not prohibited from disclosing such information to the Receiving Party, (iii) is known to the Receiving Party or any of its Representatives prior to disclosure by the Disclosing Party or any of its Representatives, or (iv) is or has been independently developed by the Receiving Party without use of any information furnished to it by the Disclosing Party. The term "person" shall mean any natural person, corporation, general partnership, limited partnership, limited liability company, proprietorship, other business organization, trust, union or association or any court, tribunal, arbitrator, authority, agency, commission, official or other instrumentality of any country or any domestic or foreign state, county, city or other political subdivision. The terms of confidentiality under this Agreement shall not be construed to limit either party's right to independently develop or acquire products without use of, or reference to, the other party's Information. The Disclosing Party acknowledges that the Receiving Party may currently or in the future be developing information internally, or receiving information from other persons, that is similar to any Information. Accordingly, nothing in this Agreement shall be construed as a representation or agreement that the Receiving Party will not develop, or have developed for it, products, concepts, systems, or techniques that are similar to or compete with the

Fig. 10: Kleister NDA sample

ORDER



Orders
Order / Rev: 71120
Alt Order #: WOC12518968
Product Desc: 032020 Hmadcas
Estimate: 444
Flight Dates: 10/06/20 - 10/12/20
Original Date / Rev: 06/01/20 / 06/01/20
Order Type: GENERAL

Primary AE: John Mitzel
Sales Office: N-BU
Sales Region: NAT

Agency Name: Leif Hook Communications
Buying Contact:
Billing Contact:
 2601 Ocean Park Blvd
 Santa Monica, CA 90405

Billing Type: Cash
Billing Calendar: Broadcast
Billing Cycle: EOM/EOC
Agency Commission: 15%

Advertiser Name: Bennett/Democrat/Secretary of State
Demographic: A18+
Product Codes: PL State Candidate
Revenue Code 1: DISC
Revenue Code 2: POL
Revenue Code 3: CAND

New Business Thru:
Advertiser External ID: 261827
Agency External ID: 113133
Unit Code: General

Bill Plan

Start Date	End Date	# Spots	Gross Amount	Net Amount
09/28/20	10/12/20	34	\$3,020.00	\$2,567.00

Totals

Month	# Spots	Gross Amount	Net Amount	Rating
October 2020	34	\$3,020.00	\$2,567.00	0.00
Totals	34	\$3,020.00	\$2,567.00	0.00

Account Executives

Account Executive	Sales Office	Sales Region	Start Date / End Date	Order %
John Mitzel	N-BU	NAT	Start Of Order - End Of Order	100%

Ln	Ch	Start	End	Inventory Code	Break	Start/End Time	Days	Len	Spots	Rate	Pri	Rtg	Type	Spots	Amount
N 1	CM	10/06/20	10/12/20	M-F 530-7am News M-F 530-7am News (Program: MONTANA THIS MORNING)Sep-Oct Avg	CM	5:30 AM-7:00 AM	MTWTF--	:30	2	\$50.00	P-6	0.00	NM	2	\$100.00
		<u>Start Date</u>	<u>End Date</u>	<u>Weekdays</u>					<u>Spots/Week</u>	<u>Rate</u>		<u>Rating</u>			
		Week: 10/06/20	10/12/20	MTWTF--					2	\$50.00		0.00			
N 2	CM	10/06/20	10/12/20	M-F CBS This Morning M-F CBS This Morning (Program: CBS THIS MORNING)Sep-Oct Avg	CM	7:00 AM-9:00 AM	MTWTF--	:30	6	\$50.00	P-6	0.00	NM	6	\$300.00
		<u>Start Date</u>	<u>End Date</u>	<u>Weekdays</u>					<u>Spots/Week</u>	<u>Rate</u>		<u>Rating</u>			
		Week: 10/06/20	10/12/20	MTWTF--					6	\$50.00		0.00			
N 3	CM	10/05/20	10/11/20	CBS Sunday Morning CBS Sunday Morning (Program: CBS SUNDAY MORNING)Sep-Oct Avg	CM	7:00 AM-8:30 AM	-----S	:30	1	\$60.00	P-6	0.00	NM	1	\$60.00
		<u>Start Date</u>	<u>End Date</u>	<u>Weekdays</u>					<u>Spots/Week</u>	<u>Rate</u>		<u>Rating</u>			
		Week: 10/05/20	10/11/20	-----S					1	\$60.00		0.00			
N 4	CM	10/06/20	10/12/20	M-F 9-10am M-F 9-10am (Program: PRICE IS RIGHT)Sep-Oct Avg	CM	9:00 AM-10:00 AM	MTWTF--	:30	2	\$50.00	P-6	0.00	NM	2	\$100.00
		<u>Start Date</u>	<u>End Date</u>	<u>Weekdays</u>					<u>Spots/Week</u>	<u>Rate</u>		<u>Rating</u>			
		Week: 10/06/20	10/12/20	MTWTF--					2	\$50.00		0.00			
N 5	CM	10/06/20	10/12/20	M-F 11am-12pm M-F 11am-12pm	CM	11:00 AM-12:00 PM	MTWTF--	:30	2	\$25.00	P-6	0.00	NM	2	\$50.00

Fig. 11: VRDU Ad Buy Form. Not all the questions for this page are listed in Table 17, only until the details of the first broadcasting.

RECEIVED
DEPARTMENT OF JUSTICE
MAY 6 10 52 AM '77
REGISTRATION UNIT
CRIMINAL DIVISION

UNITED STATES DEPARTMENT OF JUSTICE
WASHINGTON, D.C. 20530

DA
No. 45-9283
Approval Expires Oct. 31, 1981

Form OBD-68
(Rev. 10-14-76)
Formerly DJ-307
for

AMENDMENT TO REGISTRATION STATEMENT

Pursuant to the Foreign Agents
Registration Act of 1938, as amended.

1. Name of Registrant KOREA TRADE PROMOTION CENTER	2. Registration No. 1619
--	------------------------------------

3. This amendment is filed to accomplish the following indicated purpose or purposes:

- To correct a deficiency in
- Initial Statement
 - Supplemental Statement for Oct. 17, 1975
 - To give notice of change in an exhibit previously filed.
- To give a 10-day notice of a change in information as required by Section 2(b) of the Act.
- Other purpose (specify) _____

4. If this amendment requires the filing of a document or documents, please list.

NOT APPLICABLE


5. Each item checked above must be explained below in full detail together with, where appropriate, specific reference to and identity of the item in the registration statement to which it pertains. If more space is needed, full size insert sheets may be used.

The Inchon Port arbitrary charge is a serious problem adding to the cost of importing American-made products into Korea. As a consequence, this office sought the support of the Federal Maritime Commission in the effort to persuade the Far East Conference (FEC) and the Pacific Westbound Conference (PWC) to eliminate this charge.

Contacts were made with the Commission, including former Chairman, Mrs. Bentley, Commissioner Hearn, and Mr. Otto Krise, to request that they make representations to the two Conferences to eliminate the charge. These contacts were made either by telephone or at meetings at the offices of these respective officials by two members of this staff, myself and (Cont'd)

The undersigned swear(s) or affirm(s) that he has (they have) read the information set forth in this amendment and that he is (they are) familiar with the contents thereof and that such contents are in their entirety true and accurate to the best of his (their) knowledge and belief.


(Both copies of this amendment shall be signed and sworn to before a notary public or other person authorized to administer oaths by the agent, if the registrant is an individual, or by a majority of those partners, officers, directors or persons performing similar functions who are in the United States, if the registrant is an organization.)


DEPUTY DIRECTOR

Subscribed and sworn to before me at NYC

this 2 day of MAY, 1977

My commission expires March 30, 1978


Notary Public, State of New York
No. 31-8289780
Qualified in New York County
Commission Expires March 30, 1978

DOJ

Fig. 12: VRDU Registration Form sample.

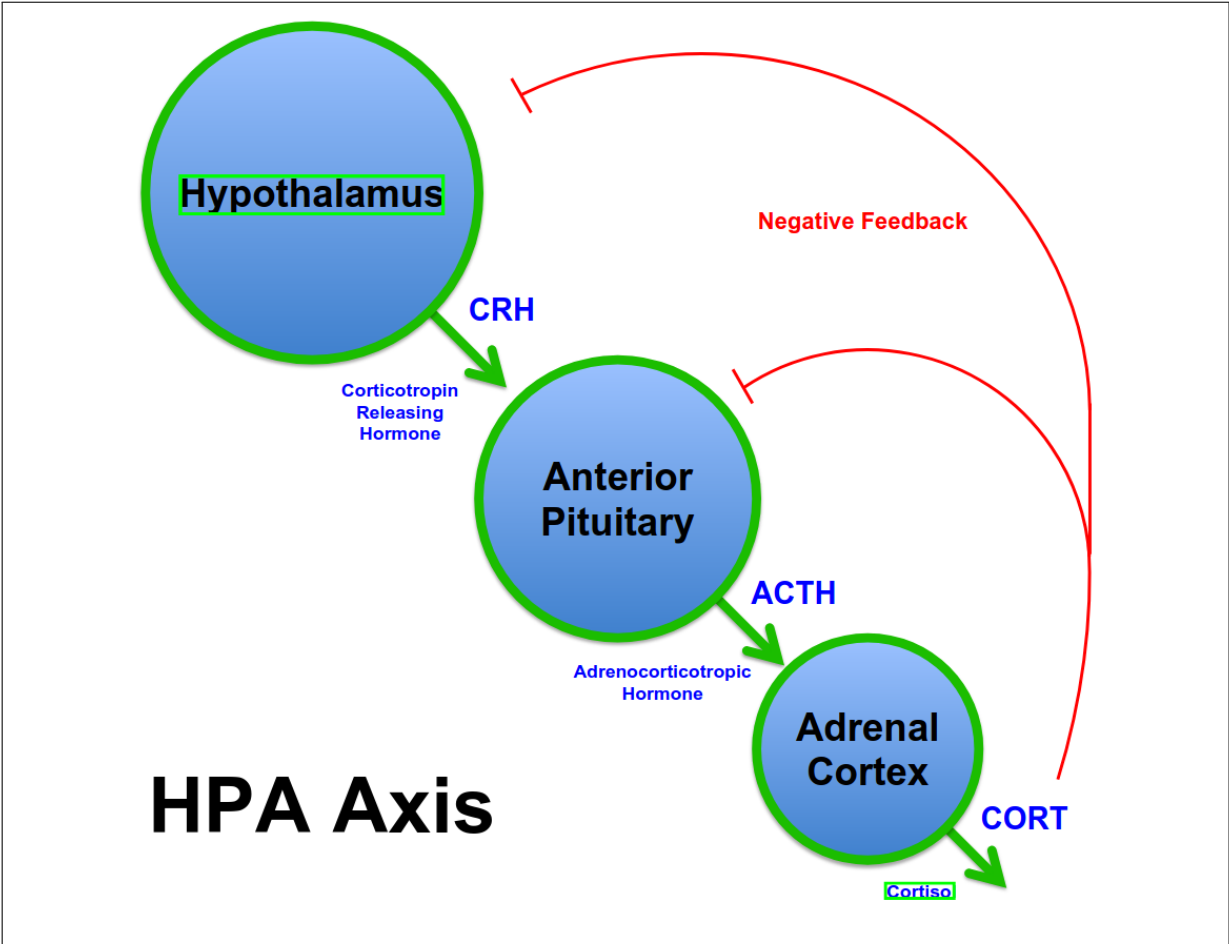


Fig. 13: DUDE sample.



Address: 05866 Velazquez Mount
North Diane NJ 2065 LIS

Invoice Date 30-Oct-1996

PC Number 72

Due Date 24-May-2020

Buyer: Nichols Harrington
828 Kristie Light
South Loriburgh PE 35228 US
Tel: +(227) 782-8066
E-mail: blackiames@example.net
Site: http://ruiz-bailey.com

ITEMS	QUANTITY	PRICE
Seem house result.	4.00	\$8.01
Consumer his past garden.	5.00	\$32.81
Game attorney.	3.00	\$32.46

SUB TOTAL : 293.47 €

TAX-VAT (5.69%) 16.70 €

BALANCE DUE | 305.39 \$

Fig. 14: FATURA sample.

NEW COMPETITIVE PRODUCTS

REPORTED BY: C. M. WIECHMANN, D.M., LUBBOCK, TX

DATE: 10/5/92 TIME: _____

MANUFACTURER: REYNOLDS

BRAND NAME: CARDINAL CIGARETTES PACKINGS

TYPE OF PRODUCT: _____

SIZE OR SIZES: _____

LIST PRICE: _____

EXTENT OF DISTRIBUTION: _____

OTHER INFORMATION: SEE ATTACHMENT

cc:

A. H. Tisch	F. J. Schultz	J. J. Tatulli	K. P. Augustyn
R. H. Orcutt	A. W. Spears	L. H. Kersh	V. D. Lindsley
M. A. Peterson	N. P. Ruffalo	J. R. Slater	R. D. Hammer
M. L. Orłowsky	T. L. Achey	A. Pasheluk	
L. Gordon	P. J. McCann	R. S. Goldbrenner	
G. Telford	A. J. Giacoio	N. Simeonidis	
		S. F. Smith	

91361993

Fig. 15: FUNSD sample.

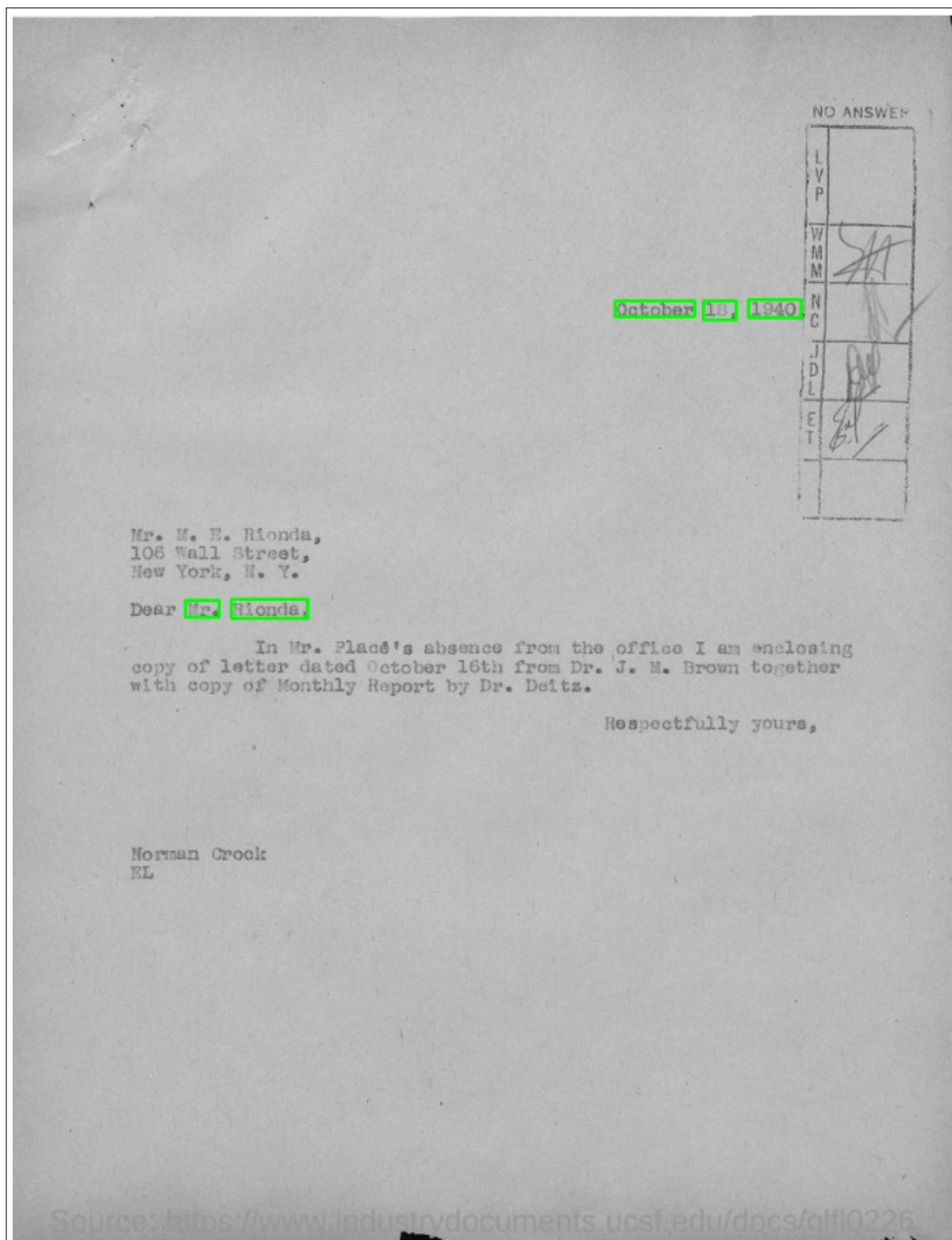


Fig. 16: MP-DocVQA sample.

WASHINGTON UNIVERSITY
ACCOUNT DISTRIBUTION

DATE _____

DATE OF CHECK		EMPLOYEE NUMBER	EMPLOYEE NAME	CLASS	ACCOUNT NUMBER			AMOUNT AUTHORIZED PER ACCOUNT	PERCENT PER ACCOUNT	AUTH. NO.	AUTHORIZED SERVICE				SOCIAL SECURITY DIRECT CHARGE		
MO.	DAY				DEPT. OR ACCOUNT	BUDGET OBJECT	FUND				NO.	DAY	YR.	NO.		DAY	YR.
06	30	463377	TRENH KARI	22	3235	11 00	64117	Res. Inst. 292.00 292.00	50.00	5754	6	1	*	6	30	*	

Source: <https://www.industrydocuments.ucsf.edu/docs/yxlg0227>

Fig. 17: SP-DocVQA sample.

SCHEDA PRE-TRIAGE - QUESTIONARIO

Cognome ANNI Nome GIACCOMO

Data Nascita 12/02/1988 Sesso M F

Consapevole delle responsabilità penali e degli effetti amministrativi derivanti dalla falsità in atti e dalle dichiarazioni mendaci (così come previsto dagli artt. 75 e 76 del D.P.R. n. 445 del 28.12.2000), ai sensi e per gli effetti di cui agli artt. 46 e 47 del medesimo D.P.R. n. 445 del 28.12.2000

RIFERISCE E DICHIARA

FEBBRE SUPERIORE A 37,4°C	<input type="checkbox"/> Si	<input checked="" type="checkbox"/> No
TOSSE / MAL DI GOLA	<input checked="" type="checkbox"/> Si	<input type="checkbox"/> No
DIFFICOLTÀ RESPIRATORIA	<input type="checkbox"/> Si	<input checked="" type="checkbox"/> No
RAFFREDDORE	<input checked="" type="checkbox"/> Si	<input type="checkbox"/> No
DOLORE MUSCOLARE / SPOSSATEZZA	<input checked="" type="checkbox"/> Si	<input type="checkbox"/> No
NAUSEA / VOMITO / DIARREA	<input checked="" type="checkbox"/> Si	<input type="checkbox"/> No
ALTERAZIONE DI GUSTO / OLFATTO	<input type="checkbox"/> Si	<input checked="" type="checkbox"/> No
È ATTUALMENTE IN ISOLAMENTO FIDUCIARIO O IN QUARANTENA	<input checked="" type="checkbox"/> Si	<input type="checkbox"/> No

E

(compilare SOLO nel caso in cui si ricada nelle seguenti situazioni)

CASO DI PAZIENTE A CONTATTO STRETTO CON SOGGETTO POSITIVO AL COVID-19

Ha avuto un contatto stretto con un caso COVID-19 nei 14 giorni precedenti	<input checked="" type="checkbox"/> Si	<input type="checkbox"/> No
Ha avuto un contatto stretto con un caso COVID-19 ed ha effettuato un TAMPONE con esito NEGATIVO dopo un periodo di quarantena di 10 giorni	<input type="checkbox"/> Si	<input checked="" type="checkbox"/> No

CASO DI PAZIENTE RISULTATO POSITIVO AL COVID-19

Ha effettuato un TAMPONE di controllo con esito NEGATIVO a conclusione del periodo di isolamento	<input checked="" type="checkbox"/> Si	<input type="checkbox"/> No
Sono trascorsi 21 giorni di isolamento di cui almeno 7 giorni senza sintomi	<input type="checkbox"/> Si	<input checked="" type="checkbox"/> No

Data 19/12/2020 Ora 14:00

Firma del Paziente [Firma]

Firma Operatore Sanitario [Firma]

I dati sopra riportati sono raccolti e trattati da personale autorizzato del Cunitale (C.D.C S.p.A. e C.D.C. Centro Polispecialistico Privato S.r.l.) per finalità di interesse pubblico di protezione dell'emergenza sanitaria "Covid-19" e obblighi di legge, e saranno conservati per il tempo necessario a perseguire tali finalità. I dati di contatto per esercitare i Suoi diritti in tema di protezione dei dati sono disponibili sul sito www.groppocd.it

Ultimo aggiornamento: 17.11.2020

Fig. 18: XFUND sample.