

Hengqin-RA-v1: Advanced Large Language Model for Diagnosis and Treatment of Rheumatoid Arthritis with Dataset based Traditional Chinese Medicine

Yishen Liu^{1*}, Shengda Luo^{1*}, Zishao Zhong^{1*}, Tongtong Wu¹,
Jianguo Zhang², Peiyao Ou¹, Yong Liang, Liang Liu, Hudan Pan[†]

Chinese Medicine Guangdong Laboratory¹
Southern University of Science and Technology²
liuyishen0226@163.com

Abstract

Large language models (LLMs) primarily trained on English texts, often face biases and inaccuracies in Chinese contexts. Their limitations are pronounced in fields like Traditional Chinese Medicine (TCM), where cultural and clinical subtleties are vital, further hindered by a lack of domain-specific data, such as rheumatoid arthritis (RA). To address these issues, this paper introduces *Hengqin-RA-v1*, the first large language model specifically tailored for TCM with a focus on diagnosing and treating RA. We also present *HQ-GCM-RA-CI*, a comprehensive RA-specific dataset curated from ancient Chinese medical literature, classical texts, and modern clinical studies. This dataset empowers *Hengqin-RA-v1* to deliver accurate and culturally informed responses, effectively bridging the gaps left by general-purpose models. Extensive experiments demonstrate that *Hengqin-RA-v1* outperforms state-of-the-art models, even surpassing the diagnostic accuracy of TCM practitioners in certain cases.

Introduction

Recent advancements in large language models (LLMs), such as PaLM (Chowdhery et al. 2023), GPT (Achiam et al. 2023), and ChatGLM (Du et al. 2022), have significantly improved state-of-the-art performance across various NLP tasks, including text generation (Lin et al. 2023), summarization (Huang et al. 2024a), and question answering (Zhou et al. 2023). While LLMs excel at addressing common, everyday questions, they often fall short in highly specialized fields like medicine, where their responses lack the accuracy, reliability, interpretability, and contextual understanding necessary to match those of physicians (Zou and He 2023; Nazi and Peng 2024). Also, medical imaging and its interaction with LLM need human evaluation (Achiam et al. 2023; Saab et al. 2024; Huang et al. 2020). However, such areas are lacked.

LLMs face significant challenges due to inherent biases in training data, particularly in the context of Chinese corpora (Achiam et al. 2023). For instance, GPT-3 contains less than 1% Chinese content, and while GPT-4 improves on this slightly, the shortage of high-quality Chinese data persists.

*These authors contributed equally.

[†]Corresponding Author

Copyright © 2025, Association for the Advancement of Artificial Intelligence (www.aaai.org). All rights reserved.

This shortage stems from political biases in data availability within China and the substantial resources required for collecting and cleaning Chinese datasets. Existing Chinese LLMs, such as ChatGLM-6B (GLM et al. 2024), Huatuo (Wang et al. 2023), ChatYuan (Xuanwei Zhang and Zhao 2022), Linly (Li et al. 2024), and Pangu- α (Zeng et al. 2021), can handle general tasks but face challenges in specialized domains like rheumatoid arthritis (RA). Especially traditional Chinese medicine (TCM) for RA, LLMs encounter two primary challenges: (1) the lack of precise medical classifications and a scarcity of Chinese medical corpora; (2) no LLMs that specifically dealing with the field of RA, especially based on Chinese corpora and TCM data.

To address these issues, we introduce *Hengqin-RA-v1*, the first LLM specifically tailored to the TCM subfield of RA. Alongside this model, we present *HQ-GCM-RA-CI*, the first Chinese corpus dataset focused on RA in TCM. This dataset spans ancient Chinese texts, modern Chinese medical literature, and contemporary insights, making it a comprehensive resource for TCM-based rheumatoid studies.

All in all, we make the following contributions:

- We introduce the first TCM LLM, *Hengqin-RA-v1*, specifically designed for rheumatoid arthritis diagnosis and treatment. This is the first Chinese LLM for rheumatoid arthritis and the first rooted in TCM principles.
- We propose a Chinese corpus dataset, *HQ-GCM-RA-CI*, based on TCM for rheumatoid arthritis. Organized in prompt form, it includes ancient Chinese medical texts and exam questions, making it useful for training LLMs and other NLP models.
- *Hengqin-RA-v1* outperforms mainstream LLMs in generating text on rheumatoid diagnosis and treatment. In some aspects, it is even more convincing than human experts.

Related Work

Large Language Models

LLMs like GPT-4 (Achiam et al. 2023) exhibit language bias (Ren et al. 2024; Gallegos et al. 2024; Tao et al. 2023), primarily due to limitations in training datasets, such as underrepresentation of Chinese data sources. Algorithms often prioritize high-frequency data, further skewing the models

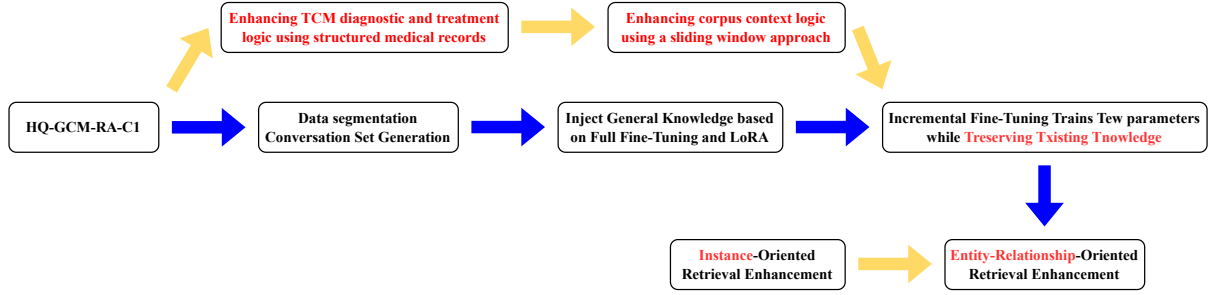


Figure 1: The progressive training workflow of *Hengqin-RA-v1* starts with *HQ-GCM-RA-CI*, followed by Data Segmentation Conversation Set Generation, Full Fine-Tuning, and LoRA. Incremental Fine-Tuning then adjusts select parameters while preserving knowledge, branching into Instance-Oriented and Entity-Relationship-Oriented Retrieval Enhancements. Parallely, TCM diagnostic logic is improved using structured medical records and refined with a sliding window for corpus context.

toward English content and creating a self-reinforcing cycle (Kenton and Toutanova 2019).

Moreover, LLMs (Liu et al. 2024a) are designed as general-purpose models (Achiam et al. 2023), making their expertise in niche domains unreliable (Nazi and Peng 2024). For example, Med-Gemini (Saab et al. 2024) has achieved notable success in generating medical reports, particularly for CT scans of pneumonia, skin lesion and X-ray images, but its capabilities remain confined to broad categories (Zhou et al. 2023).

To address these limitations, recent studies have explored integrating domain-specific datasets and fine-tuning techniques for specialized applications (Liu et al. 2024b; Li et al. 2023; Alayrac et al. 2022; Huang et al. 2023). Researchers have attempted to fine-tune LLMs using specialized medical corpora to improve accuracy in clinical diagnostics and medical report generation (Wang et al. 2023; Zeng et al. 2021; Chowdhery et al. 2023; Lin et al. 2023; Huang et al. 2024a,b). However, these efforts require the development of a rich Chinese corpus, which remains the core challenge in overcoming these limitations.

So in this paper, we proposed *HQ-GCM-RA-CI*, the first comprehensive and rich RA dataset in TCM. *HQ-GCM-RA-CI* comprises ancient books, national examination questions, master’s and doctoral theses, and more, including question pairs, pathological explanations, and other corpora. Its existence addresses the scarcity of Chinese and medical corpora in the LLM community, contributing significantly not only to the LLM field but also to other domains, such as medical database.

Pre-trained Models in Medical Domain

Pre-training LLMs for medical applications uses extensive structured and unstructured medical texts, such as clinical notes and PubMedBERT (Gu et al. 2021), to adapt general objectives like masked language modeling and next token prediction for medical needs (Zhou et al. 2023). Fine-tuning strategies include Supervised Fine-Tuning (SFT) (Singhal et al. 2023) with existing corpora, Instruction Fine-Tuning (IFT) (Han et al. 2023) with human-curated datasets, and Parameter-Efficient Fine-Tuning (PEFT) (Toma et al. 2023).

Prompting methods, particularly In-Context Learning (ICL), streamline task execution through steps like task understanding and knowledge reasoning. Chinese medical LLMs (Wang et al. 2023; Zhang et al. 2024; Xuanwei Zhang and Zhao 2022; Li et al. 2024) exemplify these advancements in Chinese medical LLMs.

So does *Hengqin-RA-v1*. We use these techniques to re-design the underlying parameters to align with the Chinese corpus and its encoding characteristics, which specializes in diagnosis and treatment of RA. During result generation, expert feedback is incorporated to continuously refine the answers, enabling *Hengqin-RA-v1* to approach greater accuracy in subsequent training and testing.

Hengqin-RA-v1

Hengqin-RA-v1 is an advanced iteration of Huatuo2 (Zhang et al. 2023), developed on LLaMA-7B (Touvron et al. 2023). It has been fine-tuned using the Chinese Medical Knowledge Graph (CMKG)¹ and medical instruction data generated by GPT-3.5 (Achiam et al. 2023), with the goal of improving question-answering capabilities in the medical domain.

There are three challenges currently encountered in the vertical field of dedicated TCM diagnosis and treatment: (1) current data preprocessing technologies cannot extract diagnostic and treatment information from raw medical records; (2) these technologies also overlooks the context and influence of papers and literature. (3) Existing TCM LLMs (Zhang et al. 2023; Xuanwei Zhang and Zhao 2022; Li et al. 2024; GLM et al. 2024) overlook the nuances of various fine-tuning techniques. Relying solely on LoRA (Hu et al. 2021) cannot guarantee retention of the base model’s learned knowledge. To overcome these challenges, a progressive training strategy was adopted to improve *Hengqin-RA-v1*, as illustrated in Fig. 1.

During the training of *Hengqin-RA-v1*, the logical structure of TCM diagnosis and treatment was enhanced using structured medical records to address the first problem. As shown in Fig. 2, raw data comprised original medical record corpora. Input prompts were designed based on the principles of ”four diagnostic information extraction, theory,

¹<https://github.com/WENGSYX/CMKG>

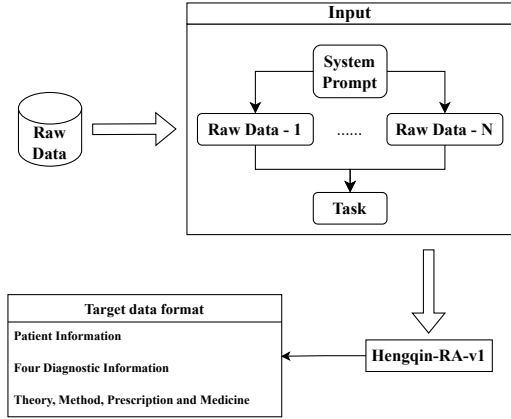


Figure 2: Enhancing TCM diagnostic and treatment logic involves a data processing pipeline starting with Raw Data as the initial input. The data is segmented (Raw Data-1 to Raw Data- N) and combined with a System Prompt at the Input stage. This input undergoes task-specific processing in the Task phase, transforming it into the Target Data Format, showcasing a structured progression from raw data to an organized output.

method, prescription, and medicine.” These prompts enabled the application of large models to organize raw data into structured medical records. Building on the structured medical records from *Hengqin-RA-v1*, we preserved the logical chain of TCM diagnosis and treatment for holistic medical record analysis. Medical logic was extracted from both “single medical records” and “multiple medical records.” Analyzing single records is vital, as each is unique and provides detailed insights into dialectical treatment strategies tailored to specific cases. These records encompass comprehensive patient information and the complete diagnosis and treatment process by the physician.

To address the second drawback, general literature data is processed through classification. As an example, one source from *HQ-GCM-RA-C1*, journal articles, is prioritized based on their impact factors and subjected to differentiated treatment, as illustrated in Fig. 3.

We propose a five-step process for handling journal data. First, a target journal list is read, and BibTeX entries are extracted using pdf2bib. Journal names are then isolated and matched to the target list using fuzzy matching with thefuzz library to ensure accuracy despite inconsistencies. Matched journal names, paper IDs, and categories are compiled into a structured table. After classification, journals are divided into blocks, generating 270,000 dialogue sets. A sliding window approach is applied to extract “within” and “between” segment relationships, with step sizes proportional to journal importance (e.g., step size 1 for category 1 journals). To offset the higher cost of dialogue set generation, question-answer pairs are added, preserving the original cost while capturing detailed segment relationships.

Finally, we introduce an instance-oriented retrieval en-

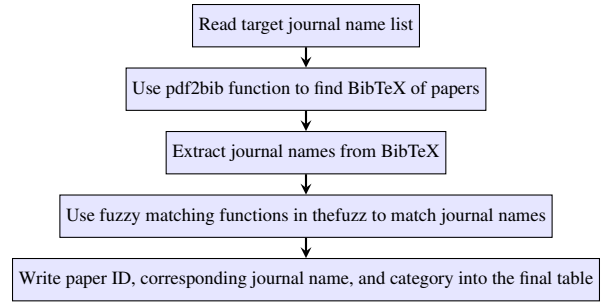


Figure 3: The sliding window approach enhances corpus context logic by extracting BibTeX entries via pdf2bib, aligning journal names using fuzzy matching, and organizing paper IDs, journal names, and categories into a structured table for improved data context.

hancement method to retain the base model’s knowledge. This approach integrates external examples with model generation capabilities, dynamically providing context and examples to improve accuracy and relevance. By incorporating RA patient records or similar cases, it enhances diagnostic recommendations and adapts to specific tasks and domains. Additionally, it aids doctors in teaching medical students by combining examples with generation capabilities to demonstrate diagnostic reasoning and treatment plans.

Dataset

We gathered TCM data from numerous ancient Chinese medical texts and nearly 10,000 master’s and doctoral dissertations. As shown in Tab. 1, examination questions from select books were included. Unlike TCM theories and descriptions, these question-answer pairs capture underlying language logic, greatly enhancing *Hengqin-RA-v1*’s capacity for TCM reasoning and recommending diagnosis and treatment plans.

Book (ISBN)	Token				
	Total	GT	GQ	GMT	GMQ
978-7-5132-6905-6	1117	780	27621	461	14607
978-7-5132-6865-3	1560	581	28364	378	19191
978-7-5132-0850-5	982	124	4554	107	2937
978-7-5132-0846-8	1825	167	8634	155	6027
978-7-5132-2293-8	2059	2	21	2	11

Table 1: Statistics include the number of tokens generated for questions (GT) and multiple-choice (GMT) options, as well as the total number of questions (GQ) and also multiple-choice ones (GMQ). The remainder consists of the generated descriptions

The data format, shown in Fig. 4, consists of question-answer pairs and multiple descriptions. Sourced from authoritative TCM books, master’s and doctoral theses, these materials are validated through practical application. The dataset also includes TCM examinations, question banks, and other corpora, making it China’s first rheumatoid TCM dataset with highly comprehensive data.

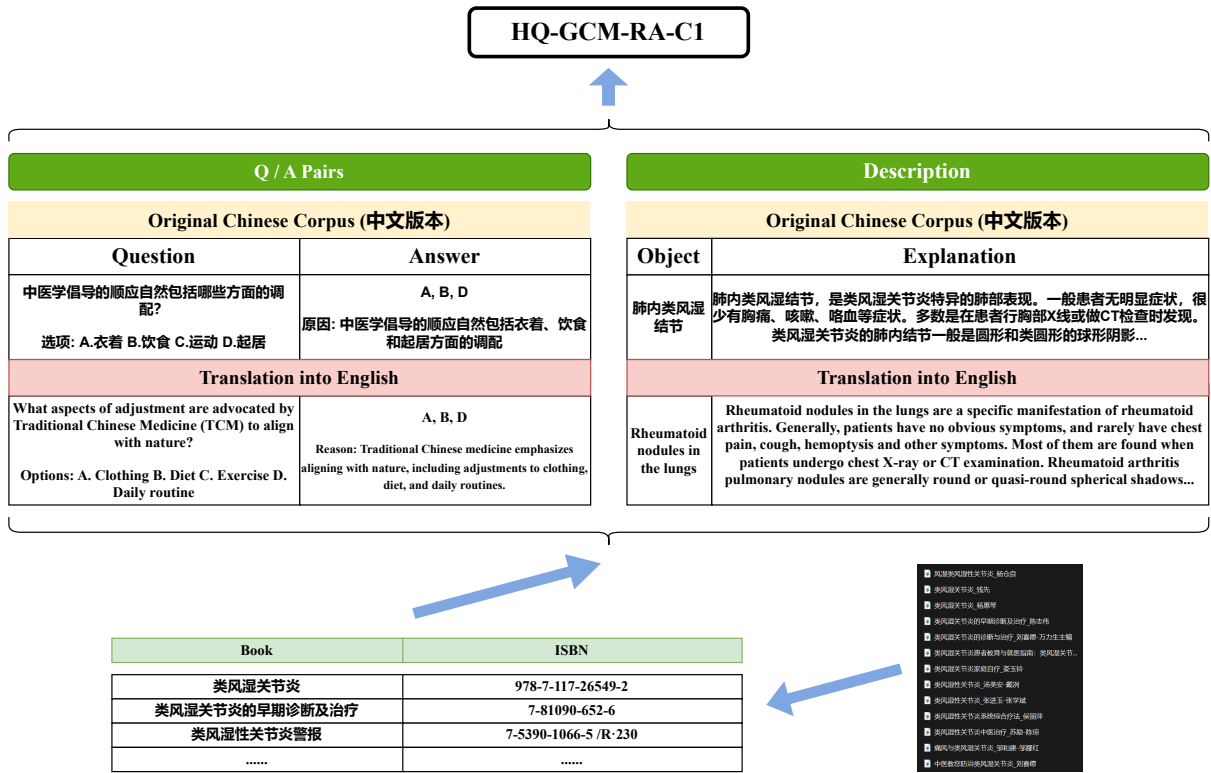


Figure 4: The composition structure of *HQ-GCM-RA-C1*. It outlines a structured workflow under *HQ-GCM-RA-C1* for processing and translating a Chinese corpus related to TCM and medical concepts, including a Q/A Pairs section, where questions and answers derived from the Chinese corpus. The Description section provides detailed explanations of medical objects, like "rheumatoid nodules in the lungs". Additionally, references to relevant books with their ISBNs are listed, integrating literature to enhance accuracy and context. Blue arrows connect these components, illustrating the transformation from corpus processing to enriched contextual data.

Our approach to data input differs from other large TCM models (Zhang et al. 2023; Xuanwei Zhang and Zhao 2022; GLM et al. 2024). Instead of directly feeding raw data into the model, we organize the data according to the characteristics of TCM diagnosis and treatment, creating datasets in multiple text modes, such as thought chains, multi-text formats, and dialogue sets.

During model training, we prioritize both the correctness of the knowledge learned and the scale of the training data, adhering to the scaling law. This approach addresses the limitations of traditional models, which often emphasize data quantity over quality.

Experimental Results

As shown in 5, the TCM recommendations generated by *Hengqin-RA-v1* demonstrate an ability to summarize patient symptoms and provide preliminary diagnoses, effectively integrating modern medical data with TCM theory. For example, the model identifies damp-heat symptoms like a "greasy yellow and dark" complexion and thick, greasy tongue coating, linking TCM concepts such as "heat syndrome" and "damp-heat" with laboratory markers like CRP and ALT lev-

els. However, it lacks coverage of auscultation and palpation, omitting key details like odor characteristics and pulse information. While inspection and questioning provide basic insights, they fail to capture personalized nuances.

The recommended Chinese medicines, such as "Bupleurum" and "Coptis chinensis," align with damp-heat syndrome differentiation but lack clear explanations for dosage adjustments or compatibility logic, resulting in overly broad and generalized recommendations. Additionally, the language, while fluent, often lacks fine-grained TCM-specific terminology, reducing its precision.

Improvements should focus on expanding coverage of the four diagnostic methods, especially auscultation and palpation, enhancing syndrome differentiation, and personalizing treatment recommendations. Better integration of modern medical data and optimization of language expression to reduce generalizations and emphasize professionalism are also essential. While the model demonstrates a logical framework for generating TCM recommendations, significant improvements are needed in diagnostic comprehensiveness, recommendation depth, and personalization.

We evaluated *Hengqin-RA-v1* alongside other Chinese

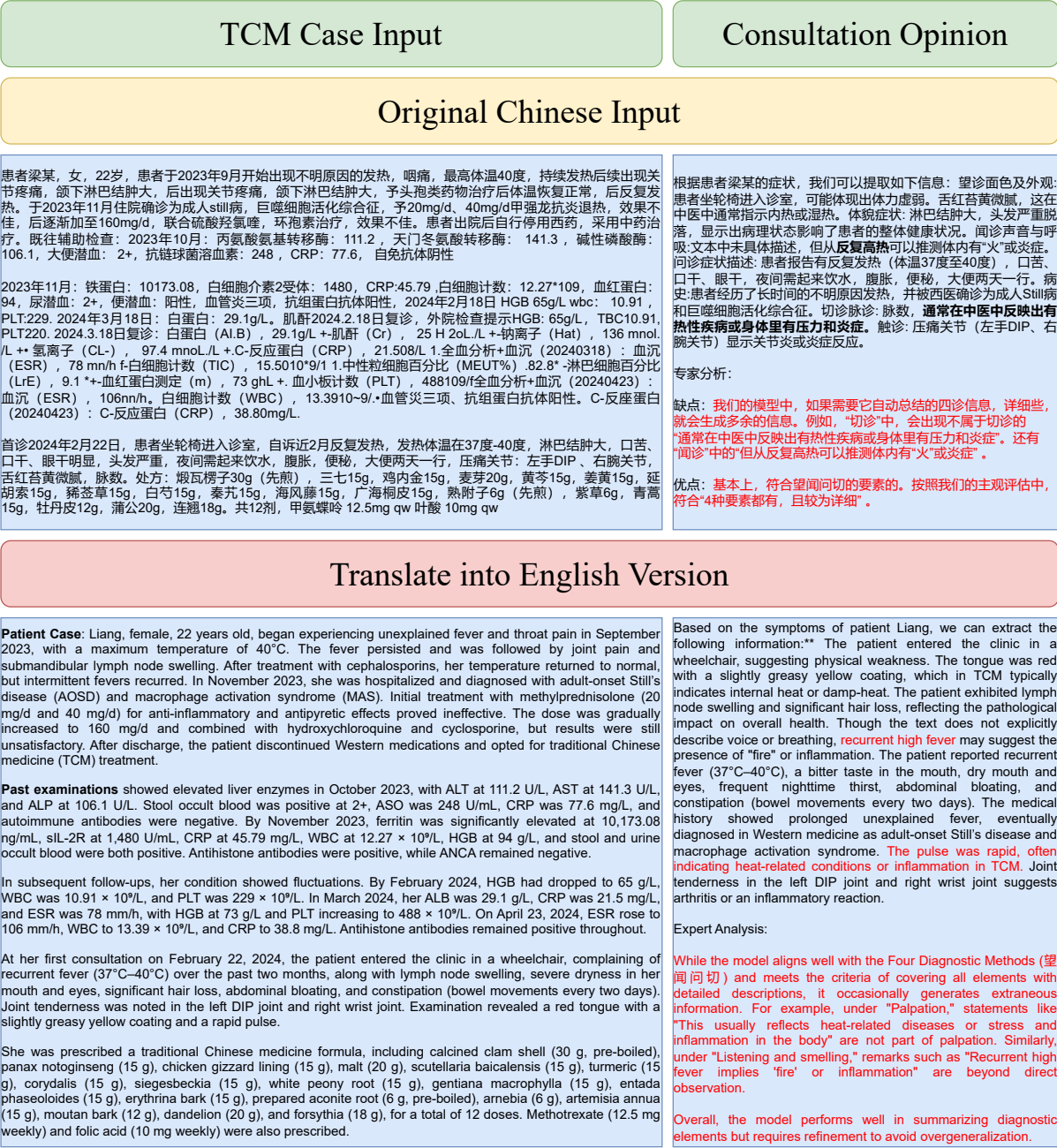


Figure 5: Experimental results showcase the medical diagnosis recommendations provided by *Hengqin-RA-v1* for a specific patient case. The expert’s assessment of the generated visit is distinctly highlighted in red, emphasizing critical evaluations and insights into the system’s performance. This setup facilitates a thorough analysis of the model’s capabilities in generating accurate and contextually relevant diagnostic recommendations while ensuring expert validation.

and non-Chinese LLMs on the TCM Examination, with results shown in Table 2. This comparative analysis highlights the passing rates of various models, showcasing their proficiency in handling TCM-related tasks. Among Chinese medical LLMs, Baichuan (Yang et al. 2023)) achieved a

passing rate of 22%, while ChatYuan (Xuanwei Zhang and Zhao 2022) slightly outperformed it at 24%. Huatuo-2-7B (Wang et al. 2023) delivered a moderate improvement with 28%, and its augmented version, leveraging additional data, achieved a significant increase to 37%. Similarly, other Chi-

Chinese Medical LLM	ACC
Baichuan (Yang et al. 2023)	0.22
ChatYuan (Xuanwei Zhang and Zhao 2022)	0.24
Huatuo-2-7B (Wang et al. 2023)	0.28
Huatuo-2-7B* (Wang et al. 2023)	0.37
Linly (Li et al. 2024)	0.31
ChatGLM-6B (GLM et al. 2024)	0.25
ERNIE (Sun et al. 2021)	0.22
Non-Chinese Medical LLM	ACC
GPT-2.5 (Achiam et al. 2023)	0.18
GPT-3.5 (Achiam et al. 2023)	0.21
GPT-2.5 ⁺ (Achiam et al. 2023)	0.33
GPT-3.5 ⁺ (Achiam et al. 2023)	0.37
GPT-4 (Bubaš 2024)	0.29
GPT-4o (Bubaš 2024)	0.30
Hengqin-RA-v1	0.54

Table 2: Comparison of passing rates of TCM examinations with other TCM language models. "ACC" is accuracy, which means the ratio of the score of the LLM Chinese Medicine Examination in China to the total score. (* means data augmentation and + means they have been trained with Chinese corpus)

nese models like Linly (Li et al. 2024) and ChatGLM-6B (GLM et al. 2024) showed limited performance improvements with passing rates of 29% and 31%, respectively. ENRIE (Sun et al. 2021) reached 30%.

For non-Chinese LLMs, GPT-based models demonstrated mixed results. GPT-2.5 (Achiam et al. 2023) achieved a passing rate of 18%, while GPT-3.5 (Achiam et al. 2023) improved to 21%. GPT-3.5⁺ scored 37%, matching the augmented Huatuo-2-7B. GPT-4 (Bubaš 2024) reached 30%, reflecting its general adaptability but limited TCM-specific training.

Among all models, *Hengqin-RA-v1* emerged as the most proficient, achieving a passing rate of 54%. This result significantly outperformed both Chinese and non-Chinese models, including those enhanced with data augmentation. The substantial improvement of augmented models like Huatuo-2-7B* and GPT-3.5⁺ underscores the value of data augmentation in enhancing model performance. However, *Hengqin-RA-v1*'s superior performance highlights the effectiveness of its inherent design, training methodology, and domain-specific optimization, making it the most capable model for TCM-related tasks. These results underscore the importance of tailored datasets like *HQ-GCM-RA-C1* and the specialized approach adopted for *Hengqin-RA-v1* in advancing TCM diagnostic and treatment capabilities.

Conclusion

In this paper, we introduce *Hengqin-RA-v1*, the first Chinese large language model for diagnosing and treating rheumatoid arthritis using traditional Chinese medicine (TCM). The model generates personalized, expert-validated treatment plans that surpass the precision and specificity of other Chinese and English LLMs, such as GPT and Gemini. We also present *HQ-GCM-RA-C1*, the first TCM corpus dataset for rheumatoid arthritis, designed for training LLMs and de-

veloping specialized report generation models. This dataset complements English medical models, reducing bias and promoting fairness, while advancing corpus completeness and equitable representation in Chinese and English LLMs.

Future Work

In the future, we aim to enhance the Hengqin TCM LLMs by continuously optimizing it in alignment with our expanding dataset. *Hengqin-RA-v1* and *HQ-GCM-RA-C1* represent our first-generation LLM and dataset. Building on this foundation, we plan to develop v2, v3, and general-purpose large models for comprehensive TCM intelligent systems. Additionally, we will introduce new TCM datasets, such as those focused on arthritis, and expand *HQ-GCM-RA-C1* as data availability grows.

As shown in Tab. 2, all LLMs does not pass the test (0.6). Our analysis suggests that the challenges stem from the complexity of the Chinese language system, particularly classical Chinese. Even native speakers without formal training in classical Chinese often find it difficult to read and interpret. Additionally, the prevalence of homophones and polysemous characters can lead to misjudgments. Addressing these issues will be a focus of our future research.

References

- Achiam, J.; Adler, S.; Agarwal, S.; Ahmad, L.; Akkaya, I.; Aleman, F. L.; Almeida, D.; Altschmidt, J.; Altman, S.; Anadkat, S.; et al. 2023. Gpt-4 technical report. *arXiv preprint arXiv:2303.08774*.
- Alayrac, J.-B.; Donahue, J.; Luc, P.; Miech, A.; Barr, I.; Hasson, Y.; Lenc, K.; Mensch, A.; Millican, K.; Reynolds, M.; et al. 2022. Flamingo: a visual language model for few-shot learning. *Advances in neural information processing systems*, 35: 23716–23736.
- Bubaš, G. 2024. The use of GPT-4o and Other Large Language Models for the Improvement and Design of Self-Assessment Scales for Measurement of Interpersonal Communication Skills. *arXiv preprint arXiv:2409.14050*.
- Chowdhery, A.; Narang, S.; Devlin, J.; Bosma, M.; Mishra, G.; Roberts, A.; Barham, P.; Chung, H. W.; Sutton, C.; Gehrmann, S.; et al. 2023. Palm: Scaling language modeling with pathways. *Journal of Machine Learning Research*, 24(240): 1–113.
- Du, Z.; Qian, Y.; Liu, X.; Ding, M.; Qiu, J.; Yang, Z.; and Tang, J. 2022. GLM: General Language Model Pretraining with Autoregressive Blank Infilling. In Muresan, S.; Nakov, P.; and Villavicencio, A., eds., *Proceedings of the 60th Annual Meeting of the Association for Computational Linguistics*, 320–335. Dublin, Ireland: Association for Computational Linguistics.
- Gallegos, I. O.; Rossi, R. A.; Barrow, J.; Tanjim, M. M.; Kim, S.; Dernoncourt, F.; Yu, T.; Zhang, R.; and Ahmed, N. K. 2024. Bias and fairness in large language models: A survey. *Computational Linguistics*, 1–79.
- GLM, T.; Zeng, A.; Xu, B.; Wang, B.; Zhang, C.; Yin, D.; Rojas, D.; Feng, G.; Zhao, H.; Lai, H.; Yu, H.; Wang, H.; Sun, J.; Zhang, J.; Cheng, J.; Gui, J.; Tang, J.; Zhang, J.; Li,

- J.; Zhao, L.; Wu, L.; Zhong, L.; Liu, M.; Huang, M.; Zhang, P.; Zheng, Q.; Lu, R.; Duan, S.; Zhang, S.; Cao, S.; Yang, S.; Tam, W. L.; Zhao, W.; Liu, X.; Xia, X.; Zhang, X.; Gu, X.; Lv, X.; Liu, X.; Liu, X.; Yang, X.; Song, X.; Zhang, X.; An, Y.; Xu, Y.; Niu, Y.; Yang, Y.; Li, Y.; Bai, Y.; Dong, Y.; Qi, Z.; Wang, Z.; Yang, Z.; Du, Z.; Hou, Z.; and Wang, Z. 2024. ChatGLM: A Family of Large Language Models from GLM-130B to GLM-4 All Tools. *arXiv:2406.12793*.
- Gu, Y.; Tinn, R.; Cheng, H.; Lucas, M.; Usuyama, N.; Liu, X.; Naumann, T.; Gao, J.; and Poon, H. 2021. Domain-specific language model pretraining for biomedical natural language processing. *ACM Transactions on Computing for Healthcare (HEALTH)*, 3(1): 1–23.
- Han, T.; Adams, L. C.; Papaioannou, J.-M.; Grundmann, P.; Oberhauser, T.; Löser, A.; Truhn, D.; and Bressen, K. K. 2023. MedAlpaca—an open-source collection of medical conversational AI models and training data. *arXiv preprint arXiv:2304.08247*.
- Hu, E. J.; Shen, Y.; Wallis, P.; Allen-Zhu, Z.; Li, Y.; Wang, S.; Wang, L.; and Chen, W. 2021. Lora: Low-rank adaptation of large language models. *arXiv preprint arXiv:2106.09685*.
- Huang, C.; Liu, Y.; Li, J.; Tian, H.; and Chen, H. 2023. Application of YOLOv5 for mask detection on IoT. *Applied and Computational Engineering*, 29: 1–11.
- Huang, C.; Shen, J.; Hu, B.; Ausaf Ali Haqqani, M.; Lee, T.; Kooner, K.; Zhang, N.; and Zhang, J. 2024a. Semantic and Visual Attention-Driven Multi-LSTM Network for Automated Clinical Report Generation. In *AI for Health Equity and Fairness: Leveraging AI to Address Social Determinants of Health*, 233–248. Springer.
- Huang, C.; Shen, J.; Luo, Q.; Kooner, K.; Lee, T.; Liu, Y.; and Zhang, J. 2024b. Latent Relationship Mining of Glaucoma Biomarkers: a TRI-LSTM based Deep Learning. *arXiv preprint arXiv:2408.15555*.
- Huang, C.; Yu, A.; Wang, Y.; and He, H. 2020. Skin lesion segmentation based on mask R-CNN. In *2020 International Conference on Virtual Reality and Visualization (ICVRV)*, 63–67. IEEE.
- Kenton, J. D. M.-W. C.; and Toutanova, L. K. 2019. Bert: Pre-training of deep bidirectional transformers for language understanding. In *Proceedings of naacL-HLT*, volume 1, 2. Minneapolis, Minnesota.
- Li, J.; Li, D.; Savarese, S.; and Hoi, S. 2023. Blip-2: Bootstrapping language-image pre-training with frozen image encoders and large language models. In *International conference on machine learning*, 19730–19742. PMLR.
- Li, Y.; Feng, Y.; Zhou, W.; Zhao, Z.; Shen, L.; Hou, C.; and Hou, X. 2024. Dynamic Data Sampler for Cross-Language Transfer Learning in Large Language Models. In *ICASSP 2024-2024 IEEE International Conference on Acoustics, Speech and Signal Processing (ICASSP)*, 11291–11295. IEEE.
- Lin, Y.; Tang, Q.; Wang, H.; Huang, C.; Favour, E.; Wang, X.; Feng, X.; and Yu, Y. 2023. Attention Enhanced Network with Semantic Inspector for Medical Image Report Generation. In *2023 IEEE 35th International Conference on Tools with Artificial Intelligence (ICTAI)*, 242–249. IEEE.
- Liu, A.; Feng, B.; Wang, B.; Wang, B.; Liu, B.; Zhao, C.; Dengr, C.; Ruan, C.; Dai, D.; Guo, D.; et al. 2024a. Deepseek-v2: A strong, economical, and efficient mixture-of-experts language model. *arXiv preprint arXiv:2405.04434*.
- Liu, H.; Li, C.; Wu, Q.; and Lee, Y. J. 2024b. Visual instruction tuning. *Advances in neural information processing systems*, 36.
- Nazi, Z. A.; and Peng, W. 2024. Large language models in healthcare and medical domain: A review. *Informatics*, 11(3): 57.
- Ren, Y.; Guo, S.; Qiu, L.; Wang, B.; and Sutherland, D. J. 2024. Language Model Evolution: An Iterated Learning Perspective. *arXiv preprint arXiv:2404.04286*.
- Saab, K.; Tu, T.; Weng, W.-H.; Tanno, R.; Stutz, D.; Wulczyn, E.; Zhang, F.; Strother, T.; Park, C.; Vedadi, E.; et al. 2024. Capabilities of gemini models in medicine. *arXiv preprint arXiv:2404.18416*.
- Singhal, K.; Tu, T.; Gottweis, J.; Sayres, R.; Wulczyn, E.; Hou, L.; Clark, K.; Pfohl, S.; Cole-Lewis, H.; Neal, D.; et al. 2023. Towards expert-level medical question answering with large language models. *arXiv preprint arXiv:2305.09617*.
- Sun, Y.; Wang, S.; Feng, S.; Ding, S.; Pang, C.; Shang, J.; Liu, J.; Chen, X.; Zhao, Y.; Lu, Y.; et al. 2021. Ernie 3.0: Large-scale knowledge enhanced pre-training for language understanding and generation. *arXiv preprint arXiv:2107.02137*.
- Tao, Y.; Viberg, O.; Baker, R. S.; and Kizilcec, R. F. 2023. Auditing and mitigating cultural bias in llms. *arXiv preprint arXiv:2311.14096*.
- Toma, A.; Lawler, P. R.; Ba, J.; Krishnan, R. G.; Rubin, B. B.; and Wang, B. 2023. Clinical camel: An open expert-level medical language model with dialogue-based knowledge encoding. *arXiv preprint arXiv:2305.12031*.
- Touvron, H.; Martin, L.; Stone, K.; Albert, P.; Almahairi, A.; Babaei, Y.; Bashlykov, N.; Batra, S.; Bhargava, P.; Bhosale, S.; et al. 2023. Llama 2: Open foundation and fine-tuned chat models. *arXiv preprint arXiv:2307.09288*.
- Wang, H.; Liu, C.; Xi, N.; Qiang, Z.; Zhao, S.; Qin, B.; and Liu, T. 2023. Huatuo: Tuning llama model with chinese medical knowledge. *arXiv preprint arXiv:2304.06975*.
- Xuanwei Zhang, L. X.; and Zhao, K. 2022. ChatYuan: A Large Language Model for Dialogue in Chinese and English. *github*.
- Yang, A.; Xiao, B.; Wang, B.; Zhang, B.; Bian, C.; Yin, C.; Lv, C.; Pan, D.; Wang, D.; Yan, D.; et al. 2023. Baichuan 2: Open large-scale language models. *arXiv preprint arXiv:2309.10305*.
- Zeng, W.; Ren, X.; Su, T.; Wang, H.; Liao, Y.; Wang, Z.; Jiang, X.; Yang, Z.; Wang, K.; Zhang, X.; et al. 2021. Pangu-*alpha*: Large-scale autoregressive pretrained Chinese language models with auto-parallel computation. *arXiv preprint arXiv:2104.12369*.
- Zhang, H.; Chen, J.; Jiang, F.; Yu, F.; Chen, Z.; Li, J.; Chen, G.; Wu, X.; Zhang, Z.; Xiao, Q.; Wan, X.; Wang, B.; and Li,

H. 2023. HuatuoGPT, Towards Taming Language Models To Be a Doctor. *arXiv preprint arXiv:2305.15075*.

Zhang, H.; Wang, X.; Meng, Z.; Chen, Z.; Zhuang, P.; Jia, Y.; Xu, D.; and Guo, W. 2024. Qibo: A large language model for traditional chinese medicine. *arXiv preprint arXiv:2403.16056*.

Zhou, H.; Liu, F.; Gu, B.; Zou, X.; Huang, J.; Wu, J.; Li, Y.; Chen, S.; Zhou, P.; Liu, J.; et al. 2023. A survey of large language models in medicine: principles, applications, and challenges. *arXiv preprint arXiv:2311.05112*.

Zou, S.; and He, J. 2023. Large Language Models in Healthcare: A Review . In *2023 7th International Symposium on Computer Science and Intelligent Control (ISCSIC)*, 141–145. IEEE Computer Society.