

Instruction-Following Pruning for Large Language Models

Bairu Hou^{1,2*} Qibin Chen¹ Jianyu Wang¹ Guoli Yin¹
Chong Wang¹ Nan Du¹ Ruoming Pang¹ Shiyu Chang² Tao Lei¹

¹Apple AI/ML ²UC Santa Barbara

Abstract

With the rapid scaling of large language models (LLMs), structured pruning has become a widely used technique to learn efficient, smaller models from larger ones, delivering superior performance compared to training similarly sized models from scratch. In this paper, we move beyond the traditional *static pruning* approach of determining a fixed pruning mask for a model, and propose a *dynamic approach* to structured pruning. In our method, the pruning mask is input-dependent and adapts dynamically based on the information described in a user instruction. Our approach, termed “instruction-following pruning”, introduces a sparse mask predictor that takes the user instruction as input and dynamically selects the most relevant model parameters for the given task. To identify and activate effective parameters, we jointly optimize the sparse mask predictor and the LLM, leveraging both instruction-following data and the pre-training corpus. Experimental results demonstrate the effectiveness of our approach on a wide range of evaluation benchmarks. For example, our 3B activated model improves over the 3B dense model by 5-8 points of absolute margin on domains such as math and coding, and rivals the performance of a 9B model.

1 Introduction

Structured pruning techniques have become a widely adopted method for reducing the inference cost of large language models (Wang et al., 2020; Sreenivas et al., 2024; Muralidharan et al., 2024; Meta AI, 2024). These methods typically optimize a binary mask over language model parameters to minimize either language modeling or task-specific loss (Xia et al., 2024; Sreenivas et al., 2024; Meta AI, 2024). Once the mask is optimized, the resulting mask is fixed, allowing deployment of a

smaller, pruned model. However, the fixed nature of the pruned model poses challenges in real-world inference scenarios, where tasks can vary significantly, for instance, coding, mathematics, or domain-specific requirements, each demanding distinct skills and knowledge from the original language model. A static pruned model may struggle to balance inference efficiency with high performance across diverse tasks.

Given this, we explore a paradigm shift from *static* pruning masks to *dynamic* ones, addressing the central question:

Can LLMs learn to select the most suited parameters based on the task description?

We aim to automatically generate input-specific pruning masks tailored to the tasks described in user prompts. This dynamic, context-aware pruning mechanism enables the language model to perform inference using only the parameters necessary for the task, offering a compelling balance between efficiency and expressivity compared to using a static dense model. Moreover, because the parameters are selected and fixed, our method avoids reloading new parameters during the decoding process. This design choice contrasts with other dynamic methods such as contextual sparsity (Liu et al., 2023; Zhou et al., 2024) and mixture-of-experts (Lepikhin et al., 2020; Fedus et al., 2022; Dai et al., 2024), which load different parameters at each decoding step, leading to significant weight loading costs.

To address the central question, we present Instruction-Following Pruning (IFPRUNING), a method that integrates a sparse mask predictor with the language model to dynamically generate input-dependent pruning masks, as illustrated in Figure 1. Specifically, we focus on structured pruning of the feed-forward neural network layers, where entire rows or columns are pruned (Xia et al., 2024; Gunter et al., 2024; Sreenivas et al.,

*Work done while interning at Apple. Correspondence to: Bairu Hou <bairu@ucsb.edu> and Tao Lei <tao_lei2@apple.com>.

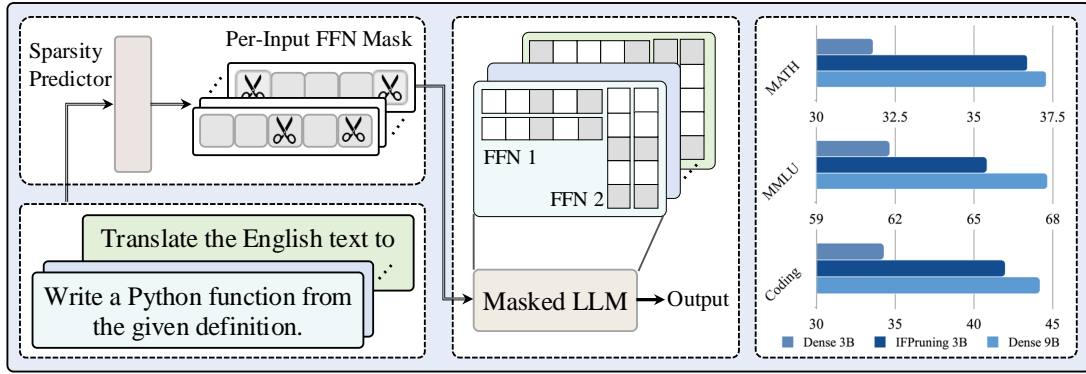


Figure 1: Overview of IFPRUNING. (Left) For each given prompt, the sparsity predictor (much smaller than the LLM) determines which rows and columns of the FFN matrices should be activated. (Middle) The LLM then activates only the selected FFN parameters along with other parameters to perform inference for that specific prompt. (Right) By pruning an 9B LLM to 3B for each input, IFPRUNING significantly outperforms the dense 3B model and achieves performance levels close to the dense 9B model.

2024). The user prompt is first passed into the sparsity predictor, which assigns importance scores to the rows and columns of each feed-forward network layer. These scores are then transformed into differentiable masks using the SOFTTOPK operator (Ainslie et al., 2023), to achieve a predefined number of sparsity (e.g., reducing a 9B language model to 3B active parameters). The resulting masks are applied to the language model, in which the feed-forward layers are pruned using the masks.

During training, the differentiable mask generation mechanism allows us to jointly optimize both the sparsity predictor and the language model by minimizing the next-token prediction loss. We employ effective training strategies that leverage both pre-training and supervised fine-tuning data. At test time, only the selected parameters are activated for inference. Parameter selection can be performed either *per-input* or *per-task*: the input prompt can directly be used for parameter selection (Section 4.2), or a predefined task prompt can be used to select parameters shared across multiple inputs within the same task (Section 4.3).

We validate IFPRUNING through comprehensive experiments across diverse tasks. Specifically, we fine-tune pre-trained language models of varying sizes (6B, 9B, and 12B parameters) using IFPRUNING and prune them to activate only 3B parameters. In particular, IFPRUNING consistently outperforms 3B dense models across tasks such as math, coding, tool use, MMLU (Hendrycks et al., 2021a) and AlpacaEval (Dubois et al., 2024). For example, when dynamically pruning the 9B model to 3B, our method improves over the 3B dense model by 8% on coding tasks and by 5% on math benchmarks,

incurring only marginal performance degradation compared to the unpruned 9B model.

We conduct further analysis to better understand the pruning decisions. Specifically, we observe that instructions requiring similar skills or domain knowledge yield highly homogeneous pruning patterns. Inspired by this analysis, we explore per-task pruning, where a single task prompt generates shared masks for all test instances within the same task. Results show that per-task pruning maintains robust performance while further reducing data loading overhead.

2 Related Work

Model pruning Pruning has been extensively studied to compress neural networks and improve their efficiency (Han et al., 2015; Zhu and Gupta, 2017). Previous work has explored different pruning techniques for both unstructured pruning (Narang et al., 2017; Frankle and Carbin, 2018; Li et al., 2020; Chen et al., 2020) and structured pruning (Wen et al., 2016; Voita et al., 2019; Louizos et al., 2018; Wang et al., 2020). As structured pruning removes entire components in the model such as channels and attention heads, it is more hardware-friendly than unstructured pruning to compress the large models.

Various methods have been proposed for structured pruning of LLMs. LLM-PRUNER (Ma et al., 2023) adopt the gradient information to find unimportant components in LLMs and remove them. SHORTGPT (Men et al., 2024) proposes to identify and remove those less important layers, where the layer importance is measured by the similarity between inputs and outputs of that layer. In com-

parison, other optimization-based methods directly learn the parameter masks. For example, SHEARED LLAMA (Xia et al., 2024) use the HARDCONCRETE masking (Louizos et al., 2018; Wang et al., 2020) to generate differentiable masks and optimize the model and masks on pre-training data. Our method also directly optimize the sparsity predictor and the LLM, and we further extend static pruning to input-dependent pruning.

Contextual sparsity Our approach is also directly motivated by the contextual sparsity of LLMs (Liu et al., 2023; Akhauri et al., 2024; Lee et al., 2024). Previous work has identified the existence of input-dependent sub-networks (*e.g.*, attention heads and MLP parameters) within ReLU-based LLMs that can generate approximately the same output as the full model for an input. By predicting such sparsity patterns at each decoding step, we can achieve a favorable balance between accuracy and speedup. But state-of-the-art LLMs (Dubey et al., 2024; Liu et al., 2024a; Yang et al., 2024) design MLP blocks based on more complex non-linear activation functions such as SwiGLU (Shazeer, 2020) that do not inherently induce sparsity (Mirzadeh et al., 2023; Song et al., 2024). Therefore, directly predicting the sparsity patterns can lead to significant performance degradation (Zhou et al., 2024; Dong et al., 2024). In comparison, we co-optimize the sparsity predictor and the LLM with non-ReLU activation functions to achieve better contextual sparsity with minimum performance degradation. Also, most contextual sparsity methods require predicting sparsity and loading different parameters at each decoding step. Our method eliminates this overhead by selecting the parameters based on the input or task description and fixing them for the entire decoding process, avoiding the parameter reloading cost.

Mixture-of-experts Mixture-of-Experts (MoE) have emerged as a popular architecture for scaling LLMs while managing inference costs (Lepikhin et al., 2020; Fedus et al., 2022; Zhou et al., 2022; Dai et al., 2024; Liu et al., 2024b). These models organize every FFN layer into multiple large FFN blocks referred to as experts, and selectively activate a few experts for each input token via a routing mechanism. Compared to MoE, our method selects and fixes the activated parameters given the input task prompt. Although this choice loses the flexibility of using different parameters per token, it significantly reduces weight loading costs

for decoding. In addition, our method performs much fine-grained selection of parameters by activating or pruning each FFN dimension independently, which enhances model expressivity.

3 Method

In this section, we elaborate on the details of IF-PRUNING, including the architecture design, data mixture, and training method. We focus on pruning the feed forward blocks (FFNs) in this work, but our method can be easily extend to pruning other components such as attention heads.

3.1 Overview of Structured Pruning

Denote the hidden dimension of the LLM as d , the intermediate dimension of the FFN blocks as d_{ffn} , the input length as n , and $X \in \mathbb{R}^{n \times d}$ as the input of a transformer FFN block $F_{\text{ffn}}(\cdot)$. The goal of structured pruning is to reduce FFN intermediate dimension from d_{ffn} to t_{ffn} . Without loss of generality, consider a standard FFN block defined as

$$F_{\text{ffn}}(X) = \text{FF}_2(\text{FF}_1(X)) = \sigma(XW_1)W_2, \quad (1)$$

where $W_1 \in \mathbb{R}^{d \times d_{\text{ffn}}}$, $W_2 \in \mathbb{R}^{d_{\text{ffn}} \times d}$ are weight matrices, and σ is the non-linear activation function. The structured pruning of the FFN block can be expressed as applying a mask variable $\mathbf{m} \in \{0, 1\}^{d_{\text{ffn}}}$ to the output of the first linear transformation

$$F_{\text{ffn}}(X, \mathbf{m}) = \text{FF}_2(\text{FF}_1(X) \odot \mathbf{m}). \quad (2)$$

where \odot is an element-wise multiplication between \mathbf{m} and each row of $\text{FF}_1(X)$. For each dimension of \mathbf{m} , $m_i = 0$ indicates that the i -th column of W_1 and i -th row of W_2 are pruned. This is because the output $F_{\text{ffn}}(X, \mathbf{m})$ is equivalent to the output of the FFN layer after we prune the i -th column of W_1 and i -th row of W_2 . Here \mathbf{m} satisfies the sparsity constraint $\sum_i m_i = t_{\text{ffn}}$, where t_{ffn} is the target intermediate dimension of the FFN blocks after pruning.

3.2 Architecture

As shown in Figure 1, our architecture comprises two key components: a sparsity predictor and a dense LLM to be dynamically pruned. For any given user prompt, the sparsity predictor generates masks that are applied to the LLM backbone, pruning the corresponding rows and columns of the FFN blocks.

Sparsity predictor The sparsity predictor consists of two modules: ❶ a much smaller LLM backbone to extract the features of user prompts and ❷ a mask prediction head. Specifically, the LLM backbone takes the prompt $\mathbf{x} = (x_1, \dots, x_n)$ as input with length n , and we use the hidden states of the last token x_n in the last layer to represent the prompt. The mask prediction head is a two-layer MLP, which predicts the masks given the prompt presentations. The output of the FFN mask prediction head is the masking score $\mathbf{z} \in \mathbb{R}^{L \times d_{\text{ffn}}}$, where L is the number of layers of the LLM.

Given the predicted masking score \mathbf{z} , a mask generation operator will be applied to \mathbf{z} to convert it to the mask $\mathbf{m} \in [0, 1]^{L \times d_{\text{ffn}}}$, which contains t_{ffn} nonzero elements. In this paper, we use the SoftTopK (Lei et al., 2023; Ainslie et al., 2023) algorithm to generate a differentiable \mathbf{m} , but we also acknowledge that other algorithms such as the HardConcrete masking (Louizos et al., 2018; Wang et al., 2020) are also applicable. Particularly, given the FFN masking score \mathbf{z} , SoftTopK converts it to masks \mathbf{m} via:

$$\boldsymbol{\lambda}^{(i)} = g(\mathbf{z}^{(i)}), \mathbf{m}^{(i)} = \boldsymbol{\lambda}^{(i)} \odot \text{Top}(\boldsymbol{\lambda}^{(i)}, t_{\text{ffn}}). \quad (3)$$

Here $\mathbf{z}^{(i)}$, $\boldsymbol{\lambda}^{(i)}$ and $\mathbf{m}^{(i)}$ represent the i -th row of each matrix, $g(\cdot) : \mathbb{R}^{d_{\text{ffn}}} \rightarrow [0, 1]^{d_{\text{ffn}}}$ is a normalization function, and $\text{Top}(\cdot, t_{\text{ffn}}) \in \{0, 1\}^{d_{\text{ffn}}}$ is an indicator function that returns a binary mask indicating the top- k values in λ . The normalization function $g(\cdot)$ ensures that λ satisfies the sparsity constraint, *i.e.*, $\sum_k \lambda_k^{(i)} = t_{\text{ffn}}$, where t_{ffn} is the target size of the FFN layers. More details of SoftTopK can be found in the previous work (Lei et al., 2023; Ainslie et al., 2023).

Masked LLM During training, the LLM takes the masks \mathbf{m} as an input and prune its FFN blocks. We use standard next token prediction loss computed over tokens within a training batch, and we co-optimize the LLM and the sparsity predictor.

3.3 Model Training

The training of IFPRUNING incorporates two stages. We first perform continued pre-training in which we initialize our model using a pretrained dense model, and then perform supervised fine-tuning (SFT) on instruction-following data. In what follows, we elaborate on the details of the two training stages.

Continued pre-training Learning to select input-specific sub-networks may require a lot of training data. Instead of directly training the models on the SFT data only, we first use pre-training data to jointly optimize the sparsity predictor and masked LLM. Specifically, denoting the input text as $\mathbf{x} = (x_1, \dots, x_n)$, we split it into K consecutive chunks with fixed size:

$$\mathbf{x}^{(k)} = x_{(k-1)s+1}, \dots, x_{ks}, \quad k = 1, \dots, K, \quad (4)$$

where $s = n/K$ is the fixed size of each chunk. We then use the each chunk to select parameters of the LLM for the next token predictions in the next chunk, *i.e.*,

$$\mathcal{L} = \sum_{k=1}^{K-1} \sum_{x_i \in \mathbf{x}^{(k+1)}} \ell \left[f(\mathbf{x}_{<i}; \boldsymbol{\theta}, \mathbf{m}^{(k)}), x_i \right], \quad (5)$$

where $\boldsymbol{\theta}$ refers to the parameters of the LLM, $\mathbf{m}^{(k)}$ is the predicted mask based on chunk $\mathbf{x}^{(k)}$, $f(\mathbf{x}_{<i}; \boldsymbol{\theta}, \mathbf{m}^{(k)})$ is the next token prediction distribution from the LLM with $\mathbf{m}^{(k)}$ applied, and $\ell(\cdot)$ is the Cross-Entropy loss. Since the chunks are consecutive, the sparsity predictor can learn to utilize the contextual information of each chunk to predict which parameters of the LLM are best suited for the next token prediction. Because both the sparsity predictor and LLM are co-optimized in this stage, it provides a good initialization for the fine-tuning stage.

Supervised fine-tuning Starting from the models after the first stage, we train the sparsity predictor and the LLM on a supervised fine-tuning dataset that contains several million examples. Our SFT data contains a diverse set of prompts to predict the sub-networks. Some prompts specify the task and an input, while others include few-shot examples along with the input. Lastly, many examples only contain a task description, like “translate English text to French”.

For multi-turn conversational data, we only use the first human message as the prompt for sub-network selection. During training, with the exception of removing all instances of personal data, all these prompts are fed directly into the sparsity predictor without any additional processing. This approach maximizes flexibility during inference, allowing the predictor to generate a sub-network regardless of the prompt format during inference. The training objective follows the standard SFT approach, namely minimizing the cross-entropy loss

on the target outputs. Through this process, the model learns to selectively activate the most suited parameters for different input examples.

4 Experiment

In this section, we conduct empirical evaluations to assess the effectiveness of our proposed method.

4.1 Experiment Setup

Dataset and backbone models Our models are trained on an internal SFT dataset with several million examples. We also follow the setup used in TULU 2 and sample additional 800K examples from the FLAN-V2 collection (Chung et al., 2024) to enhance task prompt diversity. The experiments are conducted using a series of pre-trained LLMs. Particularly, for the sparsity prediction component, we initialize it with a 302M model that has been pre-trained on web-crawled data. To test the performance of our method across various model scales, we separately train three different models that use 6B, 9B, and 12B parameters, respectively, in the masked LLM component. For all these models, our approach activates 3B parameters (and prunes the rest of the parameters). More details about the model architecture are given in Appendix A.1.

Comparison baselines We compare our method with the following models: ❶ DENSE-3B. We compare with a 3B dense LLM that is trained using twice as many pretraining tokens compared to our models. ❷ PRUNING+DISTILL. We also compare our method with static pruning approaches. Similar to recent work such as Sheared LLaMA (Xia et al., 2024), LLAMA 3.2 (Meta AI, 2024), and MINITRON (Sreenivas et al., 2024), we include a baseline where a 3B dense LLM is pruned and distilled from a larger pre-trained LLM. We first prune the larger LLM into a dense 3B model by learning masks on the FFN layers similar to Sheared LLaMA (Xia et al., 2024). After pruning, the model undergoes further continuous pre-training through knowledge distillation (Hinton, 2015), using the larger LLM as the teacher model. Therefore, this approach serves as a stronger baseline compared to models using pruning alone. ❸ DENSE-9B. We also include a 9B dense model without pruning as a reference for upper-bound performance.

Implementation We use the AXLearn (Apple, 2023) framework and JAX (Bradbury et al., 2018) for model training. Following the previous

work (Dubey et al., 2024), all the pre-trained model used in our experiments are achieved by performing two-stage pre-training. All models are pre-trained with a batch size of 2048 and a total number of 5T tokens, except that the DENSE-3B is trained for 9T tokens. The SFT training for the baselines and our method is performed with a batch size of 1024 for 60k training steps. We use the same pre-train and SFT data mixture for all models.

Evaluation configurations We include the following tasks for evaluation:

- **Instruction-following.** We include IFEval (Zhou et al., 2023), AlpacaEval 2.0 (Dubois et al., 2024), and Arena Hard (Li et al., 2024) for evaluation. We report the prompt-level (IFEval-P) and instruction-level (IFEval-I) accuracy for IFEval, the length-controlled win rate for AlpacaEval 2.0, and win rate for Arena Hard.
- **Coding.** We evaluate the pass@1 on HumanEval-python (Chen et al., 2021), mbpp (Austin et al., 2021), and MultiPL-E (Casano et al., 2022). For MultiPL-E benchmark, we use the Swift subset for evaluation.
- **Math.** We use GSM8K (Cobbe et al., 2021) and MATH (Hendrycks et al., 2021b) to evaluate the math capabilities of LLMs. We report the accuracy with few-shot examples on both datasets (8-shot for GSM8K and 4-shot for MATH).
- **Core Text.** We include a set of tasks to evaluate the model’s core capabilities of natural language understanding, scientific knowledge, and reasoning. We report the zero-shot performance on ARC-challenge (Clark et al., 2018), ARC-easy (Clark et al., 2018), HellaSwag (Zellers et al., 2019), WinoGrande (Sakaguchi et al., 2021), PiQA (Bisk et al., 2020), LAMBADA-OpenAI (Paperno et al., 2016), and SciQ (Welbl et al., 2017).
- **MMLU (Hendrycks et al., 2021a).** We evaluate the 5-shot performance and report the multiple-choice accuracy.
- **Tool use.** We evaluate the tool use performance on MMAU (Yin et al., 2024) and report the performance on Tool Execution and Tool Planning.

We mainly use LM-Evaluation-Harness (Gao et al., 2021) to evaluate the tasks, with the exception of instruction-following and tool-use tasks, which are based on the official implementations.

Category	Dataset	DENSE 3B	PRUNING+ DISTILL 3B	IFPRUNING			DENSE 9B
				6B→3B	9B→3B	12B→3B	
Instruction Following	IFEval-I	85.0	86.7	83.9	<u>85.9</u>	85.3	87.5
	IFEval-P	77.8	80.8	77.6	<u>78.9</u>	78.6	81.7
	AlpacaEval	27.3	30.0	29.0	<u>31.3</u>	32.5	38.6
	Arena Hard	15.8	16.4	18.0	<u>18.6</u>	19.8	24.8
Coding	HumanEval	35.2	37.1	41.0	42.4	43.3	46.5
	MultiPL-E	39.0	37.9	37.6	<u>41.8</u>	43.0	44.0
	MBPP	28.8	38.0	37.4	<u>41.8</u>	42.8	42.2
	Average	34.3	37.7	38.7	<u>42.0</u>	43.0	44.2
Tool Use	ToolUseExec	74.8	74.4	75.8	<u>75.7</u>	73.9	76.5
	ToolUsePlan	25.2	17.5	36.6	45.4	<u>37.5</u>	46.5
Math	GSM8K	69.3	70.0	72.2	<u>72.0</u>	70.2	75.4
	MATH	31.8	32.7	36.2	36.7	<u>37.1</u>	37.3
Core Text	ARC-C	47.4	46.2	<u>50.4</u>	<u>50.4</u>	51.9	53.9
	ARC-E	79.3	79.9	<u>81.9</u>	81.4	82.3	83.4
	HellaSwag	53.0	53.0	54.1	<u>55.5</u>	55.8	57.7
	LAMBDA	66.5	68.2	68.8	<u>68.9</u>	69.0	70.8
	PiQA	77.4	77.3	77.7	<u>78.0</u>	78.7	79.4
	SciQ	95.9	96.0	96.4	96.7	<u>96.5</u>	96.9
	WinoGrande	69.8	<u>69.1</u>	67.7	67.0	68.4	74.3
	Average	69.9	70.0	71.0	<u>71.1</u>	71.8	73.8
MMLU	MMLU	61.8	62.8	63.1	<u>65.5</u>	66.1	67.8

Table 1: Performance comparison between IFPRUNING and other models. The **best** results are highlighted in **bold** and the second-best results are underlined. DENSE is included for reference.

4.2 Evaluation with Input-Specific Masks

In this section, we evaluate our model using input-specific masks, which align with the training scheme. For all examples across the included datasets, we generate masks by feeding the testing question and few-shot examples (if applicable) into the sparsity predictor. The LLM is then pruned with the resulting mask and performs inference on the same input. The datasets provide a diverse range of inputs for the sparsity predictor, including combinations of few-shot examples and testing questions (*e.g.*, MATH and MMLU) and question-only formats (*e.g.*, AlpacaEval and IFEval).

Overall comparison We visualize the evaluation results in Table 1. We highlight the following observations. First, with an equivalent number of activated parameters, IFPRUNING significantly outperforms the dense LLM, demonstrating its ability to select the most relevant parameters for various inputs effectively. Specifically, IFPRUNING achieves a 5% and 4% higher win rate over the dense LLM on AlpacaEval and Arena Hard, respectively. Also, our method improves upon the dense baseline by 6% to 14% on coding tasks and by 3% to 5% on math benchmarks. We also observe substantial im-

provement on Tool Use and the MMLU benchmark. Finally, IFPRUNING shows strong performance on Core Text tasks, highlighting its broad applicability. The effectiveness of our approach is further underscored by its performance relative to the 9B-parameter “upper bound” model. Notably, on coding, math, and MMLU benchmarks, our method closely approaches upper-bound performance.

Second, IFPRUNING demonstrates superior performance compared to the structured pruning method. Please note that the structured pruning model, PRUNING+DISTILL, benefits from additional training signals due to knowledge distillation from a larger model as the teacher. Nevertheless, IFPRUNING consistently outperforms this baseline. Our method achieves higher performance across a variety of benchmarks, including AlpacaEval, Arena Hard, math problems, coding tasks, tool use, MMLU, and most Core Text tasks.

Third, we observe a clear improvement in performance with the IFPRUNING method as the size of the LLM increases. As the source model size scales from 6B to 9B and then to 12B, there is a noticeable performance boost on most of the datasets.

Scaling behavior of dense models and IFPRUNING We illustrate the scaling behavior of dense

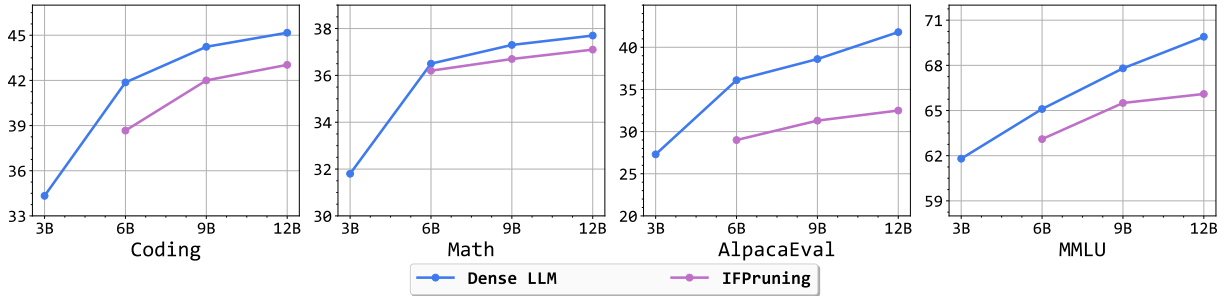


Figure 2: Scaling behavior of dense models and IFPRUNING. IFPRUNING activates 3B model for each input. The x-axis represents the total number of LLM parameters for dense models and IFPRUNING, while the y-axis indicates performance scores on evaluation benchmarks.

LLMs (without pruning) and our IFPRUNING method in relation to model size (total number of parameters) in Figure 2. In our approach, we consistently activate 3B parameters across LLMs with varying numbers of total parameters. In general, increasing the size of the LLM leads to performance improvements. This trend is especially clear on Math, coding, and MMLU tasks, where IFPRUNING achieves performance levels close to the upper bound. In contrast, we observe less performance gain on the AlpacaEval dataset, suggesting an opportunity for improvement and/or better understanding of the scaling behavior in future work.

Interpretability of parameter selection In this section, we examine the parameter pruning and selection patterns across different domains and visualize the similarities between them. We measure the similarity between two pruned models based on their *overlap rate*, defined as the proportion of parameters commonly activated by both models. We perform this analysis of IFPRUNING using our 6B→3B model. We include the following datasets as our testing domains. For math, we use GSM8K and the college mathematics subset from MMLU (denoted as MMLU-Math). For computer science, we use the college computer science subset from MMLU (denoted as MMLU-CS) and CodeAlpaca (Chaudhary, 2023). We also include the college physics, high school European history, and international law subsets from MMLU. For general instructions, we use the GPTeacher (Teknium et al., 2024) dataset that is not included in our training data. The overlap rates for the first, the last, and a middle layer (layer 16) of the pruned models are visualized in Figure 3.

We highlight the following findings. First, in the lower layers, especially the first layer, the LLM tends to activate very similar sub-networks for different inputs. As we move to higher lay-

ers, the parameter selection becomes more diverse. Second, as shown in the figure, IFPRUNING activates distinct sub-networks for different domains in higher layers. For instance, models pruned for MMLU-CS have substantial overlap with those for CodeAlpaca, significantly more than with other domains. Similarly, models for MMLU-Math, MMLU-Physics, and GSM8K share a high proportion of activated parameters, which diverge notably from the activation patterns for MMLU-History, MMLU-Law, and GPTeacher. Third, the overlap rate along the diagonal of the heatmap is very high, reflecting the strong similarity between models for inputs within the same domain. Finally, as expected, GPTeacher is an instruction-following dataset that covers a wide range of domains, therefore it does not exhibit significant domain-specific characteristics, resulting in a self-overlap rate that is lower than in other domains. In summary, the activated parameters are interpretable and reveal clear patterns in different domains. This interpretability aligns with the high performance of our method, as the LLM model dynamically activates the parameters most suitable for each input.

4.3 Evaluation with Task-Specific Masks

An additional noteworthy capability of IFPRUNING is task-specific pruning. While IFPRUNING can effectively prune a model on a per-input basis, the algorithm also demonstrates the ability to select one sub-network that can be used for different inputs within the same task or domain. Specifically, we evaluate our models on math problems, coding tasks, the MMLU dataset, and machine translation tasks from Flores-101 (Goyal et al., 2022). The examples from the same task or domains share the same instructions when selecting sub-networks. For MMLU, we manually merge similar subsets into one domain. For example, “astronomy”, “col-

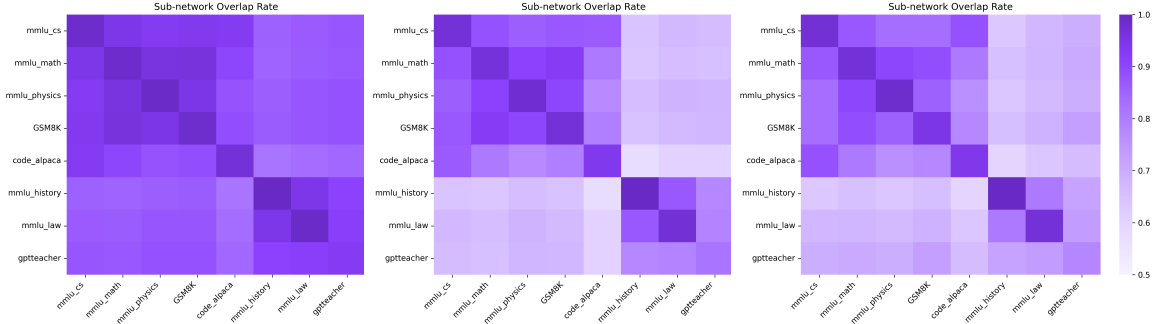


Figure 3: Sub-network overlap rates for the first layer (left), layer 16 (middle), and the last layer (right) of the LLM.

Category	Dataset	DENSE	6B→3B		9B→3B		12B→3B	
		3B	Per-Input	Per-Task	Per-Input	Per-Task	Per-Input	Per-Task
Coding	HumanEval	35.2	41.0	39.0	42.4	40.9	43.3	45.3
	MultiPL-E	39.0	37.6	38.5	41.8	42.8	43.0	44.2
	MBPP	28.8	37.4	39.0	41.8	38.2	42.8	40.4
	Average	34.3	38.7	38.8	42.0	40.6	43.0	43.3
Math	MATH	31.8	36.2	36.6	36.7	36.8	37.1	37.8
MMLU	MMLU-physics	49.6	50.8	50.7	55.5	54.2	55.7	54.4
	MMLU-math	43.7	42.8	41.8	44.0	45.8	44.2	45.5
	MMLU-history	73.7	75.9	75.2	78.0	74.7	78.5	77.8
	MMLU-health	59.7	61.9	62.0	64.4	63.4	65.1	63.7
	MMLU-business	75.3	73.5	75.3	76.6	75.3	75.5	76.1
	MMLU-economics	60.0	59.7	59.2	66.8	65.6	66.3	63.0
Translation	EN-DE	33.9	35.5	35.8	35.9	35.8	33.5	36.4
	EN-ES	26.9	27.4	27.2	27.0	27.2	26.8	27.5
	EN-FR	45.2	47.2	46.9	47.0	47.0	47.6	49.3
	EN-IT	28.8	30.2	30.1	30.3	30.5	31.0	30.2
	EN-PT	46.6	47.0	47.9	47.1	47.2	47.4	48.1
	EN-ZH	35.0	41.7	39.1	41.5	40.4	42.5	40.9
	Average	36.0	38.2	37.8	38.1	38.0	38.1	38.7

Table 2: Performance comparison between IFPRUNING with per-input masks and per-task masks.

lege physics”, “conceptual physics”, and “high school physics” subsets are merged as the “MMLU-physics” domain for evaluation. We list the subsets included in each MMLU domain in Appendix A.2.

The performance is shown in Table 2. The task instructions (*i.e.*, inputs to the sparsity predictor) for each dataset are provided in Table 4 in Appendix A.3. We compare the task-specific pruning capabilities of our algorithm with two methods: the dense LLM with 3B parameters and the standard IFPRUNING with per-input mask. Our key findings are as follows. First, IFPRUNING can generate high-quality task-specific masks without additional training. we observe substantial performance improvements of the task-specific IFPRUNING over the dense baseline across all datasets. When applying per-task masks, IFPRUNING still outperforms the dense LLM by 5%-12% on coding tasks, 5%-6% on MATH, and 1% - 5% on MMLU subsets. For translation tasks, IFPRUNING selects the ap-

propriate sub-networks without additional training, achieving an improvement of 4.8 points in BLEU score on average. Note that these task-specific masks are directly predicted by the sparsity predictor, requiring no additional fine-tuning of either the sparsity predictor or the LLM for each task. This highlights the “zero-shot” pruning capability of our method. Second, compared to the standard input-specific IFPRUNING, the task-specific IFPRUNING exhibit minimal performance degradation across math problems, coding tasks, and MMLU. The performance gaps are mostly under 1%, indicating the robustness of our method.

5 Conclusion

In this paper, we extend the structured pruning for LLMs with a dynamic scheme, where the LLM is pruned into different sub-networks given the prompts. With a simple architecture and straightforward training process, our method can signifi-

cantly improve the model performance compared to dense LLMs with the same number of activated parameters. In the future, we will test our method when pruning other components of LLMs such as attention heads and hidden dimensions.

6 Limitations

This paper still has several limitations that need to be addressed in future work. First, we focus on exploring the potential of dynamically pruning LLMs based on contextual information. While this approach is well suited for models on consumer-facing devices such as laptops and phones, additional challenges remain for server-side serving when the input is a batch of user requests containing different tasks. One possible solution is to cluster user requests so that requests within the same batch share similar activated sub-networks. Another possibility is learning to prune for a composition of multiple tasks. These are interesting questions for future work.

Second, the current method relies on end-to-end optimization. While this allows for simple and scalable training, it may not fully utilize the training examples. The performance could be improved by adopting more advanced training strategies. For instance, using contrastive loss could encourage higher overlap rates among sub-networks for similar inputs, making the model more robust.

7 Societal Impact

In this paper, our primary goal is to develop an algorithm that can dynamically select the most suited parameters of an LLM given an input prompt. Our method is designed to improve both inference efficiency and the performance of LLMs. The training data has been carefully filtered to ensure quality and safety; for instance, all instances of personal data in the SFT data were removed to uphold privacy standards. All the data collection process strictly adheres to ethical guidelines for data use, ensuring that no private or sensitive information is included in the training or evaluation process.

Also, The sparsity-inducing mechanism proposed in this work does not introduce additional risks of bias or harm with the underlying large language model. Furthermore, our method enhances computational efficiency, potentially reducing the environmental impact of large-scale model inference. While acknowledging that any machine learning model has the potential for misuse, we focus on

safe and task-specific applications, such as math, coding, and tool use. We encourage further research into mitigating biases and unintended consequences in language models and remain committed to the responsible and ethical advancement of AI technologies.

References

- Joshua Ainslie, Tao Lei, Michiel de Jong, Santiago Ontanon, Siddhartha Brahma, Yury Zemlyanskiy, David C Uthus, Mandy Guo, James Lee-Thorp, Yi Tay, et al. 2023. Colt5: Faster long-range transformers with conditional computation. In *Proceedings of the 2023 Conference on Empirical Methods in Natural Language Processing*, pages 5085–5100.
- Yash Akhauri, Ahmed F AbouElhamayed, Jordan Dotzel, Zhiru Zhang, Alexander M Rush, Safeen Huda, and Mohamed S Abdelfattah. 2024. Shad-owllm: Predictor-based contextual sparsity for large language models. *arXiv preprint arXiv:2406.16635*.
- Apple. 2023. [The axlearn library for deep learning](#).
- Jacob Austin, Augustus Odena, Maxwell Nye, Maarten Bosma, Henryk Michalewski, David Dohan, Ellen Jiang, Carrie Cai, Michael Terry, Quoc Le, et al. 2021. Program synthesis with large language models. *arXiv preprint arXiv:2108.07732*.
- Yonatan Bisk, Rowan Zellers, Ronan Le Bras, Jianfeng Gao, and Yejin Choi. 2020. Piqa: Reasoning about physical commonsense in natural language. In *Thirty-Fourth AAAI Conference on Artificial Intelligence*.
- James Bradbury, Roy Frostig, Peter Hawkins, Matthew James Johnson, Chris Leary, Dougal Maclaurin, George Necula, et al. 2018. Jax: composable transformations of python+ numpy programs, v0. 3.13.
- Federico Cassano, John Gouwar, Daniel Nguyen, Sydney Nguyen, Luna Phipps-Costin, Donald Pinckney, Ming-Ho Yee, Yangtian Zi, Carolyn Jane Anderson, Molly Q Feldman, et al. 2022. Multipl-e: A scalable and extensible approach to benchmarking neural code generation. *arXiv preprint arXiv:2208.08227*.
- Sahil Chaudhary. 2023. Code alpaca: An instruction-following llama model for code generation. <https://github.com/sahil280114/codealpaca>.
- Mark Chen, Jerry Tworek, Heewoo Jun, Qiming Yuan, Henrique Ponde de Oliveira Pinto, Jared Kaplan, Harri Edwards, Yuri Burda, Nicholas Joseph, Greg Brockman, Alex Ray, Raul Puri, Gretchen Krueger, Michael Petrov, Heidy Khlaaf, Girish Sastry, Pamela Mishkin, Brooke Chan, Scott Gray, Nick Ryder, Mikhail Pavlov, Alethea Power, Lukasz Kaiser, Mohammad Bavarian, Clemens Winter, Philippe Tillet, Felipe Petroski Such, Dave Cummings, Matthias Plappert, Fotios Chantzis, Elizabeth Barnes, Ariel Herbert-Voss, William Hebgem

- Guss, Alex Nichol, Alex Paino, Nikolas Tezak, Jie Tang, Igor Babuschkin, Suchir Balaji, Shantanu Jain, William Saunders, Christopher Hesse, Andrew N. Carr, Jan Leike, Josh Achiam, Vedant Misra, Evan Morikawa, Alec Radford, Matthew Knight, Miles Brundage, Mira Murati, Katie Mayer, Peter Welinder, Bob McGrew, Dario Amodei, Sam McCandlish, Ilya Sutskever, and Wojciech Zaremba. 2021. [Evaluating large language models trained on code](#).
- Tianlong Chen, Jonathan Frankle, Shiyu Chang, Sijia Liu, Yang Zhang, Zhangyang Wang, and Michael Carbin. 2020. The lottery ticket hypothesis for pre-trained bert networks. *Advances in neural information processing systems*, 33:15834–15846.
- Hyung Won Chung, Le Hou, Shayne Longpre, Barret Zoph, Yi Tay, William Fedus, Yunxuan Li, Xuezhi Wang, Mostafa Dehghani, Siddhartha Brahma, et al. 2024. Scaling instruction-finetuned language models. *Journal of Machine Learning Research*, 25(70):1–53.
- Peter Clark, Isaac Cowhey, Oren Etzioni, Tushar Khot, Ashish Sabharwal, Carissa Schoenick, and Oyvind Tafjord. 2018. Think you have solved question answering? try arc, the ai2 reasoning challenge. *arXiv preprint arXiv:1803.05457*.
- Karl Cobbe, Vineet Kosaraju, Mohammad Bavarian, Mark Chen, Heewoo Jun, Lukasz Kaiser, Matthias Plappert, Jerry Tworek, Jacob Hilton, Reiichiro Nakano, et al. 2021. Training verifiers to solve math word problems. *arXiv preprint arXiv:2110.14168*.
- Damai Dai, Chengqi Deng, Chenggang Zhao, RX Xu, Huazuo Gao, Deli Chen, Jiashi Li, Wangding Zeng, Xingkai Yu, Y Wu, et al. 2024. Deepseek-moe: Towards ultimate expert specialization in mixture-of-experts language models. *arXiv preprint arXiv:2401.06066*.
- Harry Dong, Beidi Chen, and Yuejie Chi. 2024. Prompt-prompted mixture of experts for efficient llm generation. *arXiv preprint arXiv:2404.01365*.
- Abhimanyu Dubey, Abhinav Jauhri, Abhinav Pandey, Abhishek Kadian, Ahmad Al-Dahle, Aiesha Letman, Akhil Mathur, Alan Schelten, Amy Yang, Angela Fan, et al. 2024. The llama 3 herd of models. *arXiv preprint arXiv:2407.21783*.
- Yann Dubois, Balázs Galambosi, Percy Liang, and Tatsunori B Hashimoto. 2024. Length-controlled alpaca-eval: A simple way to debias automatic evaluators. *arXiv preprint arXiv:2404.04475*.
- William Fedus, Barret Zoph, and Noam Shazeer. 2022. Switch transformers: Scaling to trillion parameter models with simple and efficient sparsity. *Journal of Machine Learning Research*, 23(120):1–39.
- Jonathan Frankle and Michael Carbin. 2018. The lottery ticket hypothesis: Finding sparse, trainable neural networks. In *International Conference on Learning Representations*.
- Leo Gao, Jonathan Tow, Stella Biderman, Sid Black, Anthony DiPofi, Charles Foster, Laurence Golding, Jeffrey Hsu, Kyle McDonell, Niklas Muennighoff, et al. 2021. A framework for few-shot language model evaluation. *Version v0. 0.1. Sept*, 10:8–9.
- Naman Goyal, Cynthia Gao, Vishrav Chaudhary, Peng-Jen Chen, Guillaume Wenzek, Da Ju, Sanjana Krishnan, Marc’Aurelio Ranzato, Francisco Guzmán, and Angela Fan. 2022. The flores-101 evaluation benchmark for low-resource and multilingual machine translation. *Transactions of the Association for Computational Linguistics*, 10:522–538.
- Tom Gunter, Zirui Wang, Chong Wang, Ruoming Pang, Andy Narayanan, Aonan Zhang, Bowen Zhang, Chen Chen, Chung-Cheng Chiu, David Qiu, et al. 2024. Apple intelligence foundation language models. *arXiv preprint arXiv:2407.21075*.
- Song Han, Jeff Pool, John Tran, and William Dally. 2015. Learning both weights and connections for efficient neural network. *Advances in neural information processing systems*, 28.
- Dan Hendrycks, Collin Burns, Steven Basart, Andy Zou, Mantas Mazeika, Dawn Song, and Jacob Steinhardt. 2021a. Measuring massive multitask language understanding. In *International Conference on Learning Representations*.
- Dan Hendrycks, Collin Burns, Saurav Kadavath, Akul Arora, Steven Basart, Eric Tang, Dawn Song, and Jacob Steinhardt. 2021b. Measuring mathematical problem solving with the math dataset. *NeurIPS*.
- Geoffrey Hinton. 2015. Distilling the knowledge in a neural network. *arXiv preprint arXiv:1503.02531*.
- Je-Yong Lee, Donghyun Lee, Genghan Zhang, Mo Tiwari, and Azalia Mirhoseini. 2024. Cats: Contextually-aware thresholding for sparsity in large language models. *arXiv preprint arXiv:2404.08763*.
- Tao Lei, Junwen Bai, Siddhartha Brahma, Joshua Ainslie, Kenton Lee, Yanqi Zhou, Nan Du, Vincent Zhao, Yuexin Wu, Bo Li, et al. 2023. Conditional adapters: Parameter-efficient transfer learning with fast inference. *Advances in Neural Information Processing Systems*, 36:8152–8172.
- Dmitry Lepikhin, HyoukJoong Lee, Yuanzhong Xu, Dehao Chen, Orhan Firat, Yanping Huang, Maxim Krikun, Noam Shazeer, and Zhifeng Chen. 2020. Gshard: Scaling giant models with conditional computation and automatic sharding. *arXiv preprint arXiv:2006.16668*.
- Tianle Li, Wei-Lin Chiang, Evan Frick, Lisa Dunlap, Tianhao Wu, Banghua Zhu, Joseph E Gonzalez, and Ion Stoica. 2024. From crowdsourced data to high-quality benchmarks: Arena-hard and benchbuilder pipeline. *arXiv preprint arXiv:2406.11939*.

- Zhuohan Li, Eric Wallace, Sheng Shen, Kevin Lin, Kurt Keutzer, Dan Klein, and Joey Gonzalez. 2020. Train big, then compress: Rethinking model size for efficient training and inference of transformers. In *International Conference on machine learning*, pages 5958–5968. PMLR.
- Aixin Liu, Bei Feng, Bin Wang, Bingxuan Wang, Bo Liu, Chenggang Zhao, Chengqi Deng, Chong Ruan, Damai Dai, Daya Guo, et al. 2024a. Deepseek-v2: A strong, economical, and efficient mixture-of-experts language model. *arXiv preprint arXiv:2405.04434*.
- Liyuan Liu, Young Jin Kim, Shuhang Wang, Chen Liang, Yelong Shen, Hao Cheng, Xiaodong Liu, Masahiro Tanaka, Xiaoxia Wu, Wenxiang Hu, et al. 2024b. Grin: Gradient-informed moe. *arXiv preprint arXiv:2409.12136*.
- Zichang Liu, Jue Wang, Tri Dao, Tianyi Zhou, Binhang Yuan, Zhao Song, Anshumali Shrivastava, Ce Zhang, Yuandong Tian, Christopher Re, et al. 2023. Dejavu: Contextual sparsity for efficient llms at inference time. In *International Conference on Machine Learning*, pages 22137–22176. PMLR.
- Christos Louizos, Max Welling, and Diederik P Kingma. 2018. Learning sparse neural networks through l₀ regularization. In *International Conference on Learning Representations*.
- Xinyin Ma, Gongfan Fang, and Xinchao Wang. 2023. Llm-pruner: On the structural pruning of large language models. *Advances in neural information processing systems*, 36:21702–21720.
- Xin Men, Mingyu Xu, Qingyu Zhang, Bingning Wang, Hongyu Lin, Yaojie Lu, Xianpei Han, and Weipeng Chen. 2024. Shortgpt: Layers in large language models are more redundant than you expect. *arXiv preprint arXiv:2403.03853*.
- Meta AI. 2024. [Llama 3 and vision: Bringing next-gen ai to edge and mobile devices](#). Accessed: 2024-11-10.
- Iman Mirzadeh, Keivan Alizadeh, Sachin Mehta, Carlo C Del Mundo, Oncel Tuzel, Golnoosh Samei, Mohammad Rastegari, and Mehrdad Farajtabar. 2023. Relu strikes back: Exploiting activation sparsity in large language models. *arXiv preprint arXiv:2310.04564*.
- Saurav Muralidharan, Sharath Turuvekere Sreenivas, Raviraj Bhuminand Joshi, Marcin Chochowski, Mostofa Patwary, Mohammad Shoeybi, Bryan Catanzaro, Jan Kautz, and Pavlo Molchanov. 2024. Compact language models via pruning and knowledge distillation. In *The Thirty-eighth Annual Conference on Neural Information Processing Systems*.
- Sharan Narang, Erich Elsen, Gregory Diamos, and Shubho Sengupta. 2017. Exploring sparsity in recurrent neural networks. *arXiv preprint arXiv:1704.05119*.
- Denis Paperno, Germán Kruszewski, Angeliki Lazari-dou, Ngoc-Quan Pham, Raffaella Bernardi, Sandro Pezzelle, Marco Baroni, Gemma Boleda, and Raquel Fernández. 2016. The lambda dataset: Word prediction requiring a broad discourse context. In *Proceedings of the 54th Annual Meeting of the Association for Computational Linguistics (Volume 1: Long Papers)*, pages 1525–1534.
- Keisuke Sakaguchi, Ronan Le Bras, Chandra Bhagavatula, and Yejin Choi. 2021. Winogrande: An adversarial winograd schema challenge at scale. *Communications of the ACM*, 64(9):99–106.
- Noam Shazeer. 2020. Glu variants improve transformer. *arXiv preprint arXiv:2002.05202*.
- Chenyang Song, Xu Han, Zhengyan Zhang, Shengding Hu, Xiyu Shi, Kuai Li, Chen Chen, Zhiyuan Liu, Guangli Li, Tao Yang, et al. 2024. Prosparse: Introducing and enhancing intrinsic activation sparsity within large language models. *arXiv preprint arXiv:2402.13516*.
- Sharath Turuvekere Sreenivas, Saurav Muralidharan, Raviraj Joshi, Marcin Chochowski, Mostofa Patwary, Mohammad Shoeybi, Bryan Catanzaro, Jan Kautz, and Pavlo Molchanov. 2024. Llm pruning and distillation in practice: The minitron approach. *arXiv preprint arXiv:2408.11796*.
- Teknum, Lingua Latina Machina, and Ikko Eltociear Ashimine. 2024. A collection of modular datasets generated by gpt-4.
- Elena Voita, David Talbot, Fedor Moiseev, Rico Senrich, and Ivan Titov. 2019. Analyzing multi-head self-attention: Specialized heads do the heavy lifting, the rest can be pruned. In *Proceedings of the 57th Annual Meeting of the Association for Computational Linguistics*, pages 5797–5808.
- Ziheng Wang, Jeremy Wohlwend, and Tao Lei. 2020. Structured pruning of large language models. In *Proceedings of the 2020 Conference on Empirical Methods in Natural Language Processing (EMNLP)*, pages 6151–6162.
- Johannes Welbl, Nelson F Liu, and Matt Gardner. 2017. Crowdsourcing multiple choice science questions. In *Proceedings of the 3rd Workshop on Noisy User-generated Text*, pages 94–106.
- Wei Wen, Chunpeng Wu, Yandan Wang, Yiran Chen, and Hai Li. 2016. Learning structured sparsity in deep neural networks. *Advances in neural information processing systems*, 29.
- Mengzhou Xia, Tianyu Gao, Zhiyuan Zeng, and Danqi Chen. 2024. Sheared llama: Accelerating language model pre-training via structured pruning. In *The Twelfth International Conference on Learning Representations*.

An Yang, Baosong Yang, Binyuan Hui, Bo Zheng, Bowen Yu, Chang Zhou, Chengpeng Li, Chengyuan Li, Dayiheng Liu, Fei Huang, et al. 2024. Qwen2 technical report. *arXiv preprint arXiv:2407.10671*.

Guoli Yin, Haoping Bai, Shuang Ma, Feng Nan, Yan-chao Sun, Zhaoyang Xu, Shen Ma, Jiarui Lu, Xiang Kong, Aonan Zhang, et al. 2024. Mmau: A holistic benchmark of agent capabilities across diverse domains. *arXiv preprint arXiv:2407.18961*.

Rowan Zellers, Ari Holtzman, Yonatan Bisk, Ali Farhadi, and Yejin Choi. 2019. Hellaswag: Can a machine really finish your sentence? In *Proceedings of the 57th Annual Meeting of the Association for Computational Linguistics*, pages 4791–4800.

Jeffrey Zhou, Tianjian Lu, Swaroop Mishra, Siddhartha Brahma, Sujoy Basu, Yi Luan, Denny Zhou, and Le Hou. 2023. Instruction-following evaluation for large language models. *arXiv preprint arXiv:2311.07911*.

Yang Zhou, Zhuoming Chen, Zhaozhuo Xu, Victoria Lin, and Beidi Chen. 2024. Sirius: Contextual sparsity with correction for efficient llms. *arXiv preprint arXiv:2409.03856*.

Yanqi Zhou, Tao Lei, Hanxiao Liu, Nan Du, Yanping Huang, Vincent Zhao, Andrew M Dai, Quoc V Le, James Laudon, et al. 2022. Mixture-of-experts with expert choice routing. *Advances in Neural Information Processing Systems*, 35:7103–7114.

Michael Zhu and Suyog Gupta. 2017. To prune, or not to prune: exploring the efficacy of pruning for model compression. *arXiv preprint arXiv:1710.01878*.

A Example Appendix

A.1 Model Architecture

We list the detailed model architecture of the pre-trained models used in our experiments in Table 3. All models use the same model dimension, attention dimensions and the number of Transformer layers. The only difference is the feed-forward dimension. Accordingly, our method learns to select 6656 FFN dimensions from the 6B and 9B model.

	3B	6B	9B
Model Dimension	2048	2048	2048
FFN Dimension	6656	16384	24576
Head Dimension	128	128	128
Num query heads	16	16	16
Num key/value heads	2	2	2
Num layers	56	56	56

Table 3: Detailed Architecture of the pre-trained models used in our experiments

A.2 Subsets included in MMLU domains

We list the subsets in each MMLU domain for the experiment in Table 2.

MMLU-physics: astronomy, college physics, conceptual physics, and high school physics.

MMLU-math: abstract algebra, college mathematics, elementary mathematics, high school mathematics, and high school statistics.

MMLU-history: high school european history, high school us history, high school world history, and prehistory.

MMLU-health: anatomy, clinical knowledge, college medicine, human aging, medical genetics, nutrition, professional medicine, and virology.

MMLU-business: business ethics, management, and marketing.

MMLU-economics: econometrics, high school macroeconomics, and high school microeconomics.

A.3 Detailed Per-task Prompts

In this section, we list the full prompts for the task-specific pruning in Section 4.3 in Table 4.

A.4 Submission Checklist

We include a diverse set of datasets for evaluation, and their licenses are detailed below. The IFEval dataset is released under the Apache License 2.0. AlpacaEval 2.0 and Arena Hard are also under the Apache-2.0 License. HumanEval, GSM8K, MATH, HellaSwag, WinoGrande, and LM-Evaluation-Harness are under the MIT License. The mbpp dataset is distributed under the Creative Commons Attribution 4.0 license, while MultiPL-E is under the BSD 3-Clause License with Machine Learning Restriction. The ARC dataset is provided under the Creative Commons Attribution Share Alike 4.0 license, and SciQ is under the Creative Commons Attribution Non-Commercial 3.0 license. PiQA is licensed under the Academic Free License v. 3.0. Additionally, MMLU is under the MIT License, and MMAU is distributed under the Creative Commons Attribution 4.0 license.

The usage of all datasets and packages in this work aligns with their intended purposes, specifically the evaluation of LLMs.

We utilized GPT-4 to assist in checking and refining grammar and clarity across all sections. The core ideas, analyses, and textual composition remain entirely the work of the authors.

MATH	You are a Math expert. You will be given a math problem in domains such as algebra, probability, geometry and number theory. Reason and give a final answer to the problem. Your response should end with "The answer is [answer]" where [answer] is the response to the problem.
MMLU-Physics	You are an expert in physics. You will be given multiple choice questions in subjects such as astronomy, conceptual physics, and college physics. Select the correct answer to each question.
MMLU-History	You are an expert in history. You will be given multiple choice questions in subjects such as european history, us history and prehistory. Select the correct answer to each question.
MMLU-Economics	You are an expert in economics. You will be given multiple choice questions in subjects such as econometrics, macroeconomics and microeconomics. Select the correct answer to each question.
Translation (EN-DE)	You are a skilled translator who specializes in English to German translations. Your task is to accurately translate the provided English text into German while preserving the meaning and context.
Translation (others)	Same as above. Replace the language names with the language pair being tested.
Multiple-E Swift	You are an expert Swift programmer. You will be given a Swift function definition in documentation comments after <code>///</code> . Write the code to complete the function. Here is an example input: <pre> ` ` `swift /// Write a swifthon function to count inversions in an array. func get_Inv_Count(arr: [Int]) -> Int </pre>
HumanEval-Python	You are an expert Python programmer. You will be given a Python function definition and some test examples in triple quotes <code>"""</code> . Write the code which should pass the tests. Here is an example input: <pre> ` ` `python def greatest_common_divisor(a: int, b: int) -> int: """Return a greatest common divisor of two integers a and b >> greatest_common_divisor(3, 5) 1 >> greatest_common_divisor(25, 15) 5 """ </pre>
Mbppp	You are an expert Python programmer. You will be given a Python function definition and some test examples in triple quotes <code>"""</code> . Write the code which should pass the tests. Here is an example input: <pre> ` ` `python """ Write a function to find the similar elements from the given two tuple lists. assert similar_elements((3, 4, 5, 6),(5, 7, 4, 10)) == (4, 5) """ </pre>

Table 4: Task prompt for per-task pruning experiments.