
MoColl: Agent-Based Specific and General Model Collaboration for Image Captioning

Pu Yang*

the School of Mathematical Sciences
Peking University
yang_pu@pku.edu.cn

Bin Dong†

Beijing International Center for Mathematical Research
Center for Machine Learning Research
Peking University
dongbin@math.pku.edu.cn

Abstract

Image captioning is a critical task at the intersection of computer vision and natural language processing, with wide-ranging applications across various domains. For complex tasks such as diagnostic report generation, deep learning models require not only domain-specific image-caption datasets but also the incorporation of relevant general knowledge to provide contextual accuracy. Existing approaches exhibit inherent limitations: specialized models excel in capturing domain-specific details but lack generalization, while vision-language models (VLMs) built on large language models (LLMs) leverage general knowledge but struggle with domain-specific adaptation. To address these limitations, this paper proposes a novel agent-enhanced model collaboration framework, which we call **MoColl**, designed to effectively integrate domain-specific and general knowledge. Specifically, our approach is to decompose complex image captioning tasks into a series of interconnected question-answer subtasks. A trainable visual question answering (VQA) model is employed as a specialized tool to focus on domain-specific visual analysis, answering task-specific questions based on image content. Concurrently, an LLM-based agent with general knowledge formulates these questions and synthesizes the resulting question-answer pairs into coherent captions. Beyond its role in leveraging the VQA model, the agent further guides its training to enhance its domain-specific capabilities. Experimental results on radiology report generation validate the effectiveness of the proposed framework, demonstrating significant improvements in the quality of generated reports.

1 Introduction

Image captioning is a critical task in the intersection of computer vision and natural language processing, aiming to generate descriptive textual captions for given images. This task has profound implications for various applications such as radiology report generation (Monshi et al., 2020). Traditionally, approaches to image captioning have relied on specialized encoder-decoder models designed to learn the mapping from images to captions (Xu et al., 2015; Karpathy and Fei-Fei, 2015;

*First author.

†Corresponding author.

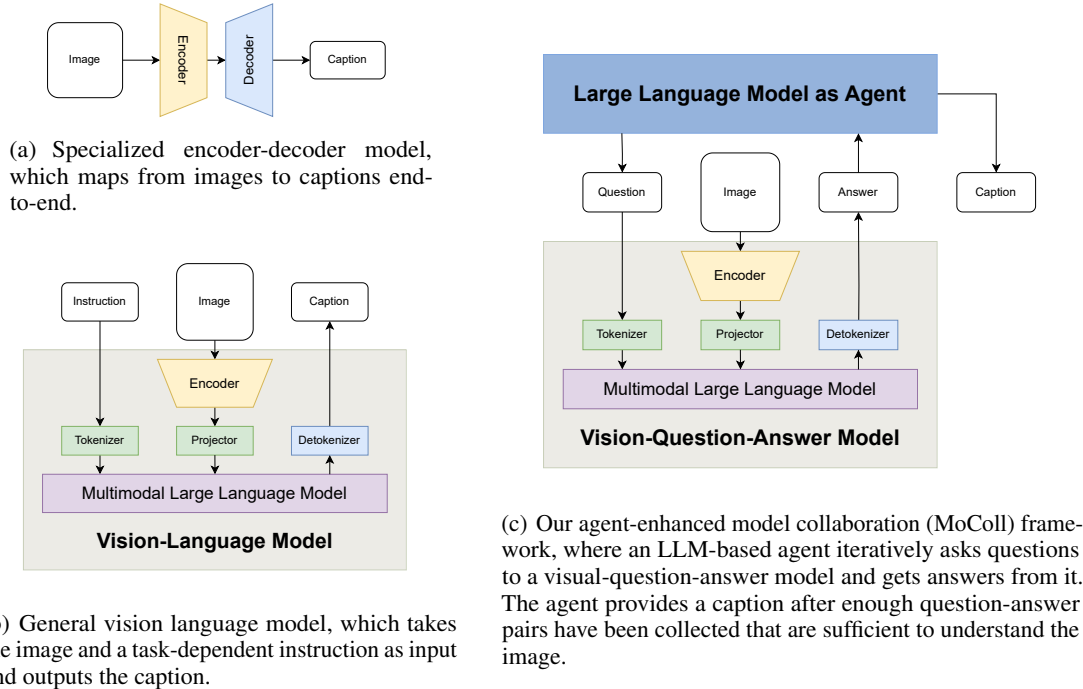


Figure 1: Illustrative figures of three frameworks for image captioning.

Donahue et al., 2015; Anderson et al., 2018) (see fig. 1(a) for an illustration). These specialized models are typically direct and cost-effective, requiring relatively small amounts of data to function effectively. However, their primary drawback lies in their limited generalization capabilities, as they struggle to incorporate broader domain knowledge and often fail to adapt to diverse contexts.

On the other hand, general models utilizing Vision-Language Models (VLMs) (OpenAi, 2023; Liu et al., 2023b; Wang et al., 2023; Bai et al., 2023b; Lu et al., 2024) present a compelling alternative (see fig. 1(b) for an illustration). VLMs, built upon the foundation of Large Language Models (LLMs), are extensively versatile, highly scalable, and imbued with substantial background knowledge. Therefore, these models have the ability to generate informative captions across a wide range of domains following instructions. However, general models face significant challenges when applied to specific-domain tasks. Two common strategies are used to adapt general models: In-Context Learning (ICL) and fine-tuning. ICL improves domain knowledge but does not enhance the model’s ability to perform domain-specific tasks. On the other hand, fine-tuning can lead to catastrophic forgetting, where domain-specific training may degrade the model’s ability to retain general knowledge (McCloskey and Cohen, 1989; Luo et al., 2023). As a result, neither approach effectively combines general knowledge with domain expertise for complex captioning tasks.

In this work, to address their limitations, we propose an agent-enhance model collaboration (MoColl) framework (see fig. 1(c) for an illustration) to integrate the domain-specific precision of specialized models with the contextual breadth of general models in complex image captioning tasks. To achieve this integration, we decompose the image captioning task into a series of question-answer subtasks, where a specialized visual question answering (VQA) model focuses on domain-specific visual analysis, and a general LLM-based agent formulates meaningful questions and synthesizes these question-answer pairs into coherent captions.

Specifically, the VQA model serves as a domain-specific tool, designed to analyze visual content by answering targeted questions about the input images. This model can be trained on specific datasets to handle detailed and domain-relevant visual tasks efficiently. In parallel, the LLM-based agent, endowed with extensive general knowledge, plays a central role in planning and tool usage. It formulates contextually appropriate questions to query the VQA model and synthesizes the resulting question-answer pairs into coherent, domain-specific captions. Beyond this interplay, the agent actively enhances the VQA model’s domain-specific capabilities. By generating synthetic question-

answer pairs and filtering them based on ground truth captions, the agent curates high-quality training data to further refine the VQA model.

Experimental results on radiology report generation demonstrate the effectiveness of this framework, showing significant improvements in the quality and specificity of generated captions. These findings highlight the potential of agent-guided systems in bridging the gap between domain expertise and general adaptability for complex, domain-specific tasks.

The main contributions of this paper are:

- **Agent-enhanced model collaboration framework:** We propose a novel approach to image captioning by introducing a collaborative framework that combines an LLM-based agent and a specialized VQA model. This design enables effective integration of domain-specific visual analysis with general knowledge of LLMs.
- **Agent-guided tuning algorithm:** Beyond integrating general LLM-based agent and specialized VQA model, we present an innovative idea where the agent actively contributes to the development of VQA model. This adaptive tuning process significantly enhances the VQA model’s ability to address domain-specific visual tasks, improving its overall performance and flexibility in complex scenarios.
- **Experiments:** Our experiments demonstrate the state-of-the-art captioning performance on radiology report generation, validating the benefits of our proposed agent-enhanced model collaboration framework and agent-guided tuning procedure.

The remainder of this paper is organized as follows. In section 2, we discuss related works. In section 3, we introduce our framework of agent-guided tool tuning and usage. Experimental results are presented in section 4, and finally, we conclude our findings in section 5.

2 Related Work

In this section, we review the key areas relevant to our proposed framework. In section 2.1, we discuss specialized models for image captioning, as they form the foundation for domain-specific tasks. In section 2.2, we discuss VLMs, as they integrate general knowledge into image-related tasks. They are both our main comparisons. In section 2.3, we discuss the use of LLMs as agents, highlighting their ability to plan tasks, interact with tools, and act as optimizers, which are key functionalities in our framework. In section 2.4, we discuss approaches for selecting synthetic data, which are critical for the agent’s role in refining the VQA model by curating high-quality training data.

We here only list works of direct relevance to ours, with an extensive reference list in appendix A.

2.1 Specialized Model for Image Captioning

Specialized models for image captioning traditionally use an encoder-decoder pipeline (Xu et al., 2015; Karpathy and Fei-Fei, 2015; Donahue et al., 2015; Anderson et al., 2018), a framework that has been extensively employed in various applications, e.g., radiology report generation (see appendix A.1). The encoder-decoder architecture is designed to learn the mapping from images to textual descriptions by encoding the visual information into a fixed-length vector and then decoding this vector into a coherent sequence of words.

However, these models may struggle with understanding and incorporating broader contextual knowledge that is not explicitly present in the training data. As a result, their generalization capabilities are limited, making it difficult for them to adapt to diverse types of medical images beyond the specific domain they were trained on.

2.2 Vision-Language Model

Vision-Language Models (VLMs) such as GPT-4V (OpenAi, 2023), LLaVA (Liu et al., 2023b, 2024b), DeepSeek-VL (Lu et al., 2024), CogVLM (Wang et al., 2023), and Qwen-VL (Bai et al., 2023b), are usually based on LLMs such as GPT-4 (Achiam et al., 2023), Llama-2 (Touvron et al., 2023), DeepSeek LLM (Bi et al., 2024), Vicuna (Chiang et al., 2023), and Qwen-LM (Bai et al., 2023a) respectively. These models integrate visual and textual data, treating tokenized images as

another form of language input. This allows them to leverage background knowledge, which in turn provides comprehensive understanding and generation capabilities. However, despite their extensive background knowledge, general VLMs often lack the granularity and specificity in domain expertise that specialized models possess, which manifests as a less detailed grasp of specialized knowledge.

To elevate the capabilities of general models in domain-specific tasks, our framework requires a tool that not only excels in specific-domain proficiency but also interacts effectively with general LLM-based agent. We address this by employing a VQA (Antol et al., 2015) model, which we fine-tune on domain-specific datasets to tailor its capabilities. Meanwhile, VQA models, which accept images and natural language questions as inputs and generate corresponding answers, offer the flexibility to adeptly manage image-based queries posed by the agent. Although the VQA model is a specialized form of a VLM, within our framework, we utilize it as a specialized tool.

2.3 Large Language Model as Agent

Recent research, such as MetaGPT (Hong et al., 2024) and AutoGPT (Significant Gravitas), has found that LLMs can be employed as agents, acting as core controllers for executing complex tasks. In particular, their application extends across multiple domains of functionality, each illustrating the versatility of their capabilities as autonomous systems.

Planning. LLM-based agents excel in task planning by decomposing tasks into smaller, sequential steps. Techniques such as Chain-of-Thought (CoT) (Wei et al., 2022), Tree-of-Thought (Yao et al., 2023), and LLM+P (Liu et al., 2023a) enable these agents to plan and execute complex workflows.

Tool usage. A crucial aspect of LLM-based agents is their ability to utilize external tools effectively. Systems like MRKL (Karpas et al., 2022), TALM (Parisi et al., 2022), Toolformer (Schick et al., 2023), and ChatGPT Plugins (OpenAI, 2023) enable LLMs to interact with various tools to gather information, perform computations, and generate solutions. This capability significantly enhances their versatility and effectiveness in problem-solving.

LLM as optimizer. One of the most significant advancements in utilizing LLMs as agents is their role as optimizers. LLMs excel in optimizing prompts (Yang et al., 2024), where they generate and refine input queries to maximize the effectiveness and relevance of their responses. What’s more, LLMs have also demonstrated a remarkable ability in refining machine learning models by tuning hyperparameters (Zhang et al., 2023; Liu et al., 2024c), suggesting architectural improvements (Zheng et al., 2023), improving loss functions (Song et al., 2023; Wu et al., 2023), and even guiding exploration in reinforcement learning (Du et al., 2023). Building on this work, we propose to innovate further by leveraging LLMs to optimize *data*, i.e., dynamically generating and refining training datasets, particularly through the creation of targeted visual-question-answer data that address specific weaknesses of VQA models.

2.4 Synthetic data with selection

Recent studies (Mitra et al., 2024) have demonstrated that high-quality synthetic data is crucial for the post-training enhancement of language models. Although training with synthetic data suffers from model collapse (Shumailov et al., 2023), data selecting techniques utilize a verifier that can improve the quality of synthetic data. For instance, golden verifiers, such as the Python interpreter, are used for code generation (Haluptzok et al., 2022), and symbolic deduction engines are used for Olympiad geometry problems (Trinh et al., 2024). When a golden verifier does not exist, some studies employ heuristic verifiers, such as training a verification model with high-quality data (Li et al., 2022), designing critic prompts (Wang et al., 2022b; Wei et al., 2023), and leveraging a self-critique mechanism (Putta et al., 2024). In this work, we prompt a strong foundation model to select the synthetic question-answer data.

3 Methods

In this section, we introduce our proposed agent-enhanced model collaboration framework and agent-guided tuning framework. We first outline the model collaboration framework in section 3.1, where the agent and the VQA model are combined to decompose the captioning task into subtasks of

Algorithm 1 Model Collaboration (Inference)

Require: the image x , the agent $\text{Agent}_{\text{question}}$ and $\text{Agent}_{\text{caption}}$, the VQA model, the maximum number of questions M

- 1: **for** $j \leftarrow 1$ to M **do**
- 2: $q_j \leftarrow \text{Agent}_{\text{question}}(\{(q_k, a_k)\}_{k < j})$ ▷ question
- 3: **if** q_j is **None** **then**
- 4: **break** ▷ enough information
- 5: **end if**
- 6: $a_j \leftarrow \text{VQA}(x, q_j)$ ▷ answer
- 7: **end for**
- 8: $\hat{c} \leftarrow \text{Agent}_{\text{caption}}(\{(q_k, a_k)\}_{k < j})$ ▷ caption
- 9: **return** $\{(q_k, a_k)\}_{k < j}, \hat{c}$

questions and answers. While this base setup allows for effective interaction between the agent and the VQA model, its performance is limited when the VQA model lacks domain-specific training on a task-specific VQA dataset. To address this, in section 3.2, we introduce the concept of LLM as an optimizer and describe how this training process refines the VQA model, enabling it to perform better in domain-specific scenarios.

3.1 Model Collaboration Framework

This framework decomposes the captioning process into manageable subtasks, where the agent iteratively formulates targeted questions for the VQA model, gathers answers, and synthesizes them into accurate and coherent captions. It is detailed as follows and illustrated in fig. 1(c).

Specifically, the caption generation process can be divided into questioning step and captioning step. In the questioning step, the agent iteratively asks a question to the VQA model with reference to previous conversations (if any), and then the VQA model will feedback an answer according to the given image, i.e.

$$q_{ij} = \text{Agent}_{\text{question}}(\{(q_{ik}, a_{ik})\}_{k < j}), \quad j = 1, 2, \dots, \quad (1)$$

$$a_{ij} = \text{VQA}(q_{ij}, x_i), \quad j = 1, 2, \dots, \quad (2)$$

where q_{ij} is a question, a_{ij} is an answer, and x_i is the image(s). The captioning step is after enough question-answer pairs have been collected or a stopping criterion is achieved, where we prompt the agent to provide the caption according to the sequence of questions and answers, i.e.

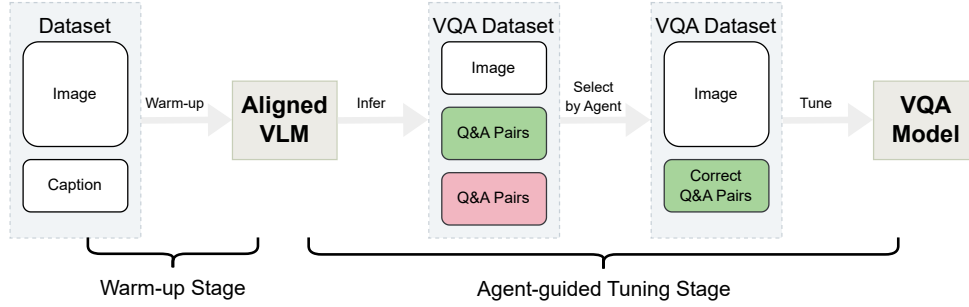
$$\hat{c}_i = \text{Agent}_{\text{caption}}(\{(q_{ij}, a_{ij})\}_j).$$

Thus, we get the generated caption \hat{c}_i .

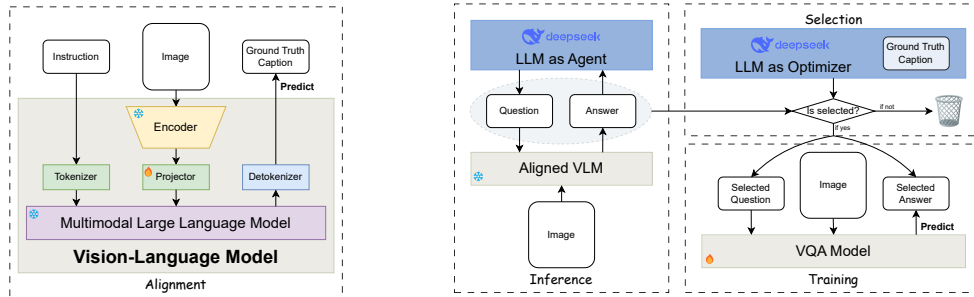
We summarize the inference process in algorithm 1.

In-context learning (ICL) (Brown et al., 2020) serves as one of the most effective techniques in prompt engineering to enhance the capacity of LLM. We can provide some few-shot examples of captions to give the agent a more explicit perception of the scene it is in. One of the ICL strategies is to randomly select captions in the training set as examples. Another more advanced example choice strategy, inspired by Retrieval Augmented Generation (RAG) (Lewis et al., 2020), is to find the captions corresponding to images most similar to the query image as examples. In particular, we measure the similarity between images with the cosine similarity metric where images are embedded with the pretrained CLIP Vision Encoder (Radford et al., 2021).

However, without domain-specific training on a task-specific VQA dataset, the VQA model lacks the necessary domain knowledge to handle specialized tasks effectively. This limitation is evident in our experimental results (see section 4.2), where the untrained VQA model underperforms in domain-specific scenarios. To address this, the following subsection introduces our training process, where the agent not only utilizes the VQA model but also enhances it by guiding its domain-specific training through synthetic data generation and selection.



(a) The whole training procedure.



(b) Warm-up stage. This stage aligns the image features to their textual word embedding in the pre-trained LM. The encoder and LM are frozen and only the projector can be updated. We train it via auto-regression, i.e., predicting the ground truth caption through a task-dependent instruction and the image(s).

(c) Agent-guided tuning stage. This stage consists of three steps. In the ‘Inference’ step, the LLM-based agent generates a large amount of question-answer pairs by invoking the VQA model. In the ‘Selection’ step, the agent will select high-quality synthetic data and filter out low-quality synthetic data according to corresponding ground truth captions. In the ‘Training’ step, the VQA model is trained on these selected data via auto-regression.

Figure 2: Illustration of the training procedure of our method.

3.2 Training Procedure

The training procedure consists of the following 2 stages. The first stage is the warm-up stage, where we align the image features to their textual word embeddings in the pre-trained LM. The second stage is the main training stage called agent-guided tuning, where we fine-tune the VQA model with visual-question-answer data generated by interaction between the agent and VQA model and selected by the agent. It is detailed as follows and the whole training procedure is illustrated in fig. 2(a).

3.2.1 Stage 1: Warm up

Following the alignment process in LLaVA-Med (Li et al., 2023), we first align the image features to their textual word embeddings in the pre-trained LM. Specifically, we convert the image-caption pair data into the image-instruction-caption tuple, where the instruction simply presents the task of describing the image, e.g. ‘Provide a diagnostic report based on the given image(s)’. Here we use auto-regressive loss that asks the VQA model to predict the caption according to the given image and instruction, i.e., $p(c_i | x_i, \mathcal{I})$, where c_i is its corresponding ground truth caption, and \mathcal{I} is the task-dependent instruction. We keep both the visual encoder and LM weights frozen, and only update the projection network. This stage is illustrated in fig. 2(b).

3.2.2 Stage 2: Agent-Guided Tuning

This stage aims to fine-tune the VQA model through the guidance of the agent. The core idea is that the agent curates high-quality training data to refine the VQA model by generating synthetic

question-answer pairs within the model collaboration framework and filtering them using ground truth captions. It consists of three steps: (1) inference, (2) selection, and (3) training.

We summarize the agent-guided tuning process in algorithm 2 and illustrate it in fig. 2(c). Details of these three steps are shown as follows.

Inference step. This step aims to synthesize many synthetic question-answer pairs from image-caption pairs in the training dataset. Specifically, we simulate the questioning step of the model collaboration framework (as detailed in section 3.1) in which the agent continuously asks questions to the VQA model and receives answers (see eq. (1) and eq. (2)). Similarly, the iteration will not stop until the agent ensures that enough image information has been collected through these question-answer pairs or achieves a stopping criterion. The inference process is in lines 1-12 of algorithm 2.

Selection step. This step aims to select high-quality synthetic question-answer pairs and thus build a VQA dataset. Inspired by recent work on selecting synthetic data, we propose that the agent can be used to improve the performance of the VQA model via selected synthetic data. Specifically, we instruct the agent to select correct question-answer pairs according ground truth captions. Similar to the process of a teacher looking at a standard answer to correct a student’s error, the selection agent can find out inappropriate questions from the above questioning agent and inaccurate answers from the VQA model, and then discards them. Subsequently, it remains high-quality question-answer pairs for the next training step, formalized as

$$\{(q_{ij}, a_{ij}) \mid \text{Agent}_{\text{select}}(q_{ij}, a_{ij}, c_i) = \text{True}\}.$$

The selection process is in lines 13-18 of algorithm 2.

Training step. This step aims to fine-tune the VQA model with the high-quality VQA dataset. It improves the performance of the VQA model and ensures that the tool remains effective and adaptable. Specifically, we use auto-regressive loss, i.e., $p(a_j \mid x_j, q_j; \text{VQA})$, where (x_j, q_j, a_j) is the selected image-question-answer tuple. The visual encoder weights are still frozen, and the LM and the projection network can be updated. The training process is in lines 19-24 of algorithm 2.

Overall, with the whole training procedure, we not only integrated domain-specific knowledge but also significantly enhanced the VQA model’s capabilities. In the following experimental section, We will conduct a series of experiments to demonstrate the advantages of our methods.

4 Experiments

4.1 Implementation

Datasets. We verify our proposed methods on two widely used datasets: (1) IU-Xray (Demner-Fushman et al., 2016)³, which consists of 3955 reports and 7,470 chest X-ray images; and (2) MIMIC-CXR (Johnson et al., 2019)⁴, which consists of more than 206,000 reports and 473,000 chest X-ray images. Details of data preprocessing are provided in appendix B.2.

Setup. Details of data preprocessing: (1) **Within-dataset evaluation**, where we assess the model on the test set of MIMIC-CXR, and (2) **Cross-dataset generalization**, where we test the model on the IU-Xray dataset to examine its ability to generalize from one training set to a similar but distinct test set.

Metrics. We employ four commonly used natural language processing evaluation metrics to assess captioning performance: BLEU{1-4} (Papineni et al., 2002), Meteor (Denkowski and Lavie, 2011), ROUGE-L (Lin, 2004), and Cider (Vedantam et al., 2015).

Our methods. We detail the specialized VQA tool and LLM-based agent employed in our framework. For the VQA model, we use LLaVA (Liu et al., 2023b), a visual-language conversation model,

³<https://openi.nlm.nih.gov/>

⁴<https://physionet.org/content/mimic-cxr-jpg/2.1.0/>

Algorithm 2 Agent-Guided Tuning (Stage 2 of Training)

Require: an image captioning dataset $\mathcal{D} = \{(x_i, c_i)\}_{i=1}^N$, an aligned VLM, the agent $\text{Agent}_{\text{question}}$ and $\text{Agent}_{\text{select}}$, the maximum number of questions M

// Step 1: Infer (see algorithm 1) without captioning.

- 1: Initialize Memories $\mathcal{M} \leftarrow \text{Set}()$
- 2: **for** $i \leftarrow 1$ to N **do**
- 3: Sample $(x_i, c_i) \sim \mathcal{D}$
- 4: **for** $j \leftarrow 1$ to M **do**
- 5: $q_{ij} \leftarrow \text{Agent}_{\text{question}}(\{(q_{ik}, a_{ik})\}_{k < j})$ ▷ question
- 6: **if** q_{ij} is **None** **then**
- 7: **break** ▷ enough information
- 8: **end if**
- 9: $a_{ij} \leftarrow \text{VLM}(q_{ij}, x_i)$ ▷ answer
- 10: Add $(x_i, q_{ij}, a_{ij}, c_i)$ into \mathcal{M}
- 11: **end for**
- 12: **end for**
- // Step 2: Select according to the ground truth caption.
- 13: Initialize the VQA dataset $\mathcal{D}^{\text{VQA}} \leftarrow \text{Set}()$
- 14: **for** $(x_i, q_{ij}, a_{ij}, c_i)$ in \mathcal{M} **do**
- 15: **if** $\text{Agent}_{\text{select}}(q_{ij}, a_{ij}, c_i)$ is **true** **then**
- 16: Add (x_i, q_{ij}, a_{ij}) into \mathcal{D}^{VQA} ▷ select
- 17: **end if**
- 18: **end for**
- // Step 3: Train the VQA model.
- 19: Initialize the VQA model $\text{VQA}_\theta \leftarrow \text{VLM}$
- 20: **for** $i \leftarrow 1$ to max_steps **do**
- 21: Sample a mini-batch $\{(x_j, q_j, a_j)\}_{j=1}^B \sim \mathcal{D}^{\text{VQA}}$
- 22: $\mathcal{L}(\theta) = \frac{1}{B} \sum_{j=1}^B \log p(a_j | x_j, q_j; \text{VQA}_\theta)$ ▷ auto-regressive loss
- 23: Update θ through $\mathcal{L}(\theta)$ with an optimizer, e.g., ADMM
- 24: **end for**
- 25: **return** VQA_θ model

as our VQA model. The architecture remains unchanged, consisting of a frozen image encoder, a projection network, and a pre-trained causal Language Model (LM). Specifically, we use CLIP Vision Encoder (Radford et al., 2021) as the image encoder, which outputs a vector representing the features of the input image. The image features are then mapped into visual tokens via a randomly initialized three-layer Multi-Layer Perceptron (MLP), which serves as an intermediary, projecting the image information into a "foreign language" understood by the LM. The pre-trained LM is Llama-3.1-8B (Dubey et al., 2024). For the agent, we adopt DeepSeek-V2.5 (Liu et al., 2024a). Furthermore, we demonstrate our model collaboration (MoColl) framework with two tools: the aligned VLM and the tuned VQA model. The former is trained only through a warm-up stage, while the latter is trained from the aligned VLM through an agent-guided tuning stage. Additional implementation details can be found in appendix B.3.

Baseline methods. We evaluate our method against three categories of baseline approaches, as depicted in fig. 1. (1) **Specialized encoder-decoder models:** R2Gen (Chen et al., 2020), Joint-TriNet (Yang et al., 2021), R2GenCMN (Chen et al., 2021), XProNet (Wang et al., 2022a), and M2KT (Yang et al., 2023). (2) **General vision language models:** LLaVA-Med (Li et al., 2023), and LLaVA-1.5-7b (Liu et al., 2024b), DeepSeek-VL2 (Lu et al., 2024), Qwen2-VL-72B-Instruct (Bai et al., 2023b) (denoted as Qwen2-VL), our aligned VLM, and supervised fine-tuned VLM. (3) **Model collaboration framework with VQA models:** LLaVA-Med and LLaVA-1.5-7b. Implementation details of each baseline method are provided in the appendix B.4.

Table 1: Main results of within-dataset evaluation. The best results (highest value for each metric) among the compared algorithms are shown in bold numbers. The compared methods are grouped into specialized encoder-decoder models (top section), general VLMs (middle section), and our MoColl framework with various VQA models (bottom section). Our methods are MoColl framework with the aligned VLM and the agent-guided tuned VQA model, which belong to the bottom section.

	BLEU1	BLEU2	BLEU3	BLEU4	Meteor	ROUGE-L	Cider
Joint-TriNet (Yang et al., 2021)	0.2615	0.1127	0.0558	0.0300	0.0923	0.2051	0.0404
R2Gen (Chen et al., 2020)	0.1892	0.1172	0.0784	0.0556	0.0910	0.2304	0.0735
R2GenCMN (Chen et al., 2021)	0.2290	0.1361	0.0882	0.0609	0.1007	0.2269	0.0838
XproNet (Wang et al., 2022a)	0.1608	0.0990	0.0662	0.0470	0.0865	0.2289	0.0797
M2KT (Yang et al., 2023)	0.2735	0.1257	0.0659	0.0384	0.1117	0.1742	0.0439
LLaVA-Med (Li et al., 2023)	0.1475	0.0553	0.0197	0.0071	0.0646	0.1046	0.0079
LLaVA-v1.5-7B (Liu et al., 2024b)	0.1519	0.0645	0.0264	0.0106	0.0747	0.1124	0.0089
Qwen2-VL (Bai et al., 2023b)	0.1298	0.0482	0.0230	0.0120	0.0542	0.0925	0.0191
Deepseek-VL2 (Lu et al., 2024)	0.0959	0.0449	0.0226	0.0121	0.0811	0.1173	0.0189
Aligned VLM	0.2400	0.1293	0.0747	0.0450	0.0938	0.1614	0.0480
Fine-tuned VLM	0.1760	0.0952	0.0561	0.0353	0.0783	0.1589	0.0464
MoColl + LLaVA-Med	0.1865	0.0768	0.0335	0.0154	0.0664	0.1128	0.0212
MoColl + LLaVA-v1.5-7B	0.1890	0.0774	0.0333	0.0146	0.0659	0.1163	0.0261
MoColl + aligned VLM (Ours)	0.2515	0.1290	0.0746	0.0456	0.0947	0.1906	0.0566
MoColl + tuned VQA model (Ours)	0.2749	0.1454	0.0897	0.0655	0.1126	0.2349	0.0932

Table 2: Main results of cross-dataset generation.

	BLEU1	BLEU2	BLEU3	BLEU4	Meteor	ROUGE-L	Cider
Joint-TriNet (Yang et al., 2021)	0.2313	0.0855	0.0420	0.0230	0.0860	0.2161	0.0345
R2Gen (Chen et al., 2020)	0.3480	0.2057	0.1240	0.0772	0.1210	0.2494	0.1048
R2GenCMN (Chen et al., 2021)	0.3480	0.2120	0.1342	0.0879	0.1329	0.2675	0.1462
XproNet (Wang et al., 2022a)	0.2853	0.1678	0.1007	0.0631	0.1069	0.2304	0.1075
M2KT (Yang et al., 2023)	0.2260	0.0961	0.0471	0.0252	0.1253	0.1889	0.0152
LLaVA-Med (Li et al., 2023)	0.1068	0.0425	0.0192	0.0094	0.0704	0.1017	0.0030
LLaVA-v1.5-7B (Liu et al., 2024b)	0.1296	0.0598	0.0304	0.0152	0.0930	0.1329	0.0040
Qwen2-VL (Bai et al., 2023b)	0.1439	0.0718	0.0394	0.0210	0.1172	0.1770	0.0333
Deepseek-VL2 (Lu et al., 2024)	0.0689	0.0350	0.0194	0.0107	0.0775	0.1648	0.0292
Aligned VLM	0.3487	0.2109	0.1333	0.0827	0.1345	0.2619	0.1326
Fine-tuned VLM	0.2702	0.1585	0.1015	0.0635	0.1106	0.2306	0.1231
MoColl + LLaVA-Med	0.2636	0.1368	0.0784	0.0452	0.1041	0.1962	0.0743
MoColl + LLaVA-v1.5-7B	0.2411	0.1222	0.0693	0.0390	0.1009	0.1923	0.0648
MoColl + aligned VLM (Ours)	0.3262	0.2033	0.1339	0.0861	0.1361	0.2722	0.1560
MoColl + tuned VQA model (Ours)	0.3515	0.2158	0.1413	0.0890	0.1372	0.2822	0.1749

4.2 Main Results

We show the **within-dataset evaluation** results in table 1 and the **cross-dataset generation** results in table 2. Key findings from the analysis are:

- **Best Performance of Our Method:** Across both testing scenarios, the MoColl framework, particularly with the agent-guided tuning algorithm, consistently outperforms all baseline methods across all metrics. This underscores the efficacy of integrating domain-specific VQA models with general knowledge-driven LLM agents.
- **Advantage of Domain-Specific Learning for VLMs:** General VLMs that have undergone learning on domain-specific datasets, such as our aligned model and the SFT model, exhibit superior performance compared to those without such training (e.g., LLaVA, Qwen2-VL, and Deepseek-VL2). This trend highlights the limitations of general base models in specific domains and affirms the benefit of domain-adaptive training.
- **Effectiveness of MoColl framework:** Models such as LLaVA-Med, LLaVA-1.5-7B, and the aligned VLM, when integrated as VQA tools within our MoColl framework and managed by an agent, demonstrate almost significantly improved performance metrics over their direct use as general VLMs. This enhancement substantiates the MoColl framework’s

effectiveness, illustrating its capability to optimize and extend the utility of existing models beyond their conventional applications.

- **Effectiveness of Agent-Guided Tuning:** In our model collaboration framework, the aligned VLM, which has been adapted to domain-specific datasets through alignment processes, outperforms the general LLaVA models that lack domain-specific training. This validates the importance of tailoring models to specific domains. Furthermore, our tuned VQA model, which builds upon the domain-aligned VLM and is further refined through our agent-guided tuning algorithm, exceeds the performance of the aligned VLM. This affirms the effectiveness of our tuning algorithm.

These results validate the proposed MoColl framework’s capacity to bridge the gap between domain-specific accuracy and general adaptability, making it a promising approach for complex image captioning tasks.

4.3 Quantitative Results

We show a quantitative example from IU-Xray dataset as follows. Specifically, we provide a visualized comparison of diagnostic reports generated using our MoColl framework with the agent-guided tuned VQA model and its interactive question-answer process. We juxtapose this report with one produced by the aligned VLM, comparing both to the ground truth. In the visualization, keywords accurately generated by both methods are highlighted in **green**, whereas keywords uniquely and successfully generated by our method are marked in **blue**.

Quantitative example from IU-Xray dataset	
Ground truth	no acute cardiopulmonary abnormality . there is a prominent calcified head to the right anterior first rib. the aorta is tortuous . there are t-spine osteophytes . the cardiomediastinal silhouette and pulmonary vasculature are within normal limits. there is no pneumothorax or pleural effusion . there are no focal areas of consolidation .
the Aligned VLM	no acute cardiopulmonary process. no evidence of pneumonia. the lungs are clear. the cardiac silhouette is normal in size. the mediastinal and hilar contours are normal. there is no pleural effusion or pneumothorax .
MoColl + tuned VQA model	No acute cardiopulmonary process. There is mild tortuosity of the thoracic aorta . There are T-spine osteophytes present. The lungs are clear. There is no consolidation or hyperinflation. The cardiomediastinal silhouette is normal. There is no pleural effusion or pneumothorax .
Question 1	Can you provide details about the lung fields?
Answer 1	no acute cardiopulmonary process. the lungs are clear. the cardiomediastinal silhouette is normal. there is no pleural effusion or pneumothorax.
Question 2	Are there any signs of consolidation, hyperinflation, or tortuosity?
Answer 2	the lungs are clear with no signs of consolidation or hyperinflation. there is mild tortuosity of the thoracic aorta.
Question 3	Are there any findings related to the thoracic spine?
Answer 3	there are T-spine osteophytes present, indicating some degenerative changes in the thoracic spine.

This visual comparison underscores that our approach not only yields more precise but also more comprehensive diagnostic reports, demonstrating the nuanced understanding our model brings to image captioning.

4.4 Ablation Studies

In this subsection , we conduct comprehensive ablation studies to demonstrate the scalability and effectiveness of our proposed framework. Specifically, we study two strategies for prompt engineering

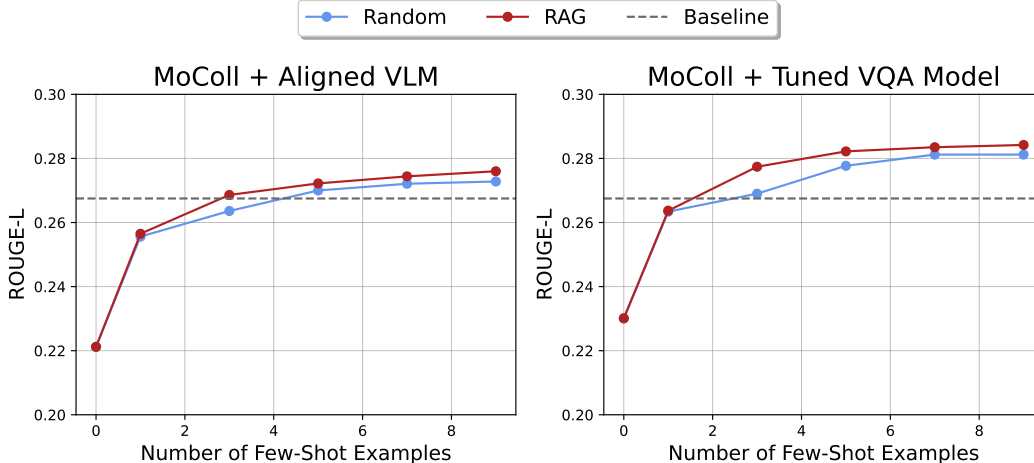


Figure 3: Ablation study on ICL. We show the ROUGE-L score with respect to the number of few-shot examples and two different example choice strategies. The left figure is for our MoColl framework with the aligned VLM, and the right one is for the MoColl framework with our agent-guided tuning algorithm. The baseline is the best score of all competing methods.

in section 4.4.1 and section 4.4.2, and two strategies for the tuning algorithm in section 4.4.3 and section 4.4.4. All ablation studies are carried out within the context of cross-dataset generalization.

4.4.1 In-context Learning.

In-context learning is a pivotal technique in prompt engineering for enhancing the efficacy of model responses. In fig. 3, we evaluate different ICL strategies and their impact on captioning performance. The results indicate that increasing the number of few-shot examples consistently improves captioning outcomes. This enhancement highlights the significant role few-shot examples play in refining the agent’s querying and captioning capabilities. Furthermore, selecting examples based on image similarity, rather than randomly, tends to yield better results, since RAG strategy more likely aligns the few-shot examples with the ground truth captions of the query images.

4.4.2 Length of Conversation

We explore the impact of the length of conversation, i.e. the maximum number of questions an agent is allowed to ask. In fig. 4, we show how varying the maximum number of questions affects captioning performance. The results indicate that while extending the length of conversation has little effect on ROUGE-L scores, it significantly enhances BLEU-1 scores. This suggests that increasing the number of questions does not substantially alter the overall sentence structure of the captions but does enhance vocabulary precision. Combined with the quantitative results, our analysis further shows that the agent typically initiates the process with a broad question to grasp the global context of the images, followed by more specific queries catching details, thereby boosting the accuracy of the captions.

4.4.3 Selection Strategy

Selection is a common and effective technique to improve the quality of the data generated. In table 3, we show the captioning performance across various selection strategies. Our findings highlight the impact of each approach: (1) Retaining all synthetic VQA data without any selection can lead to model collapse, i.e., performing even worse than a baseline model that has not been fine-tuned at all. (2) While selecting QA pairs based on the top-performing conversations is more helpful than not selecting at all, it is not foolproof, since it may select both accurate and erroneous question-answer pairs within the same conversation with high scores. Our agent-driven approach to selectively retain correct QA pairs excels by enabling precise filtering, leading to superior model performance and reliability.

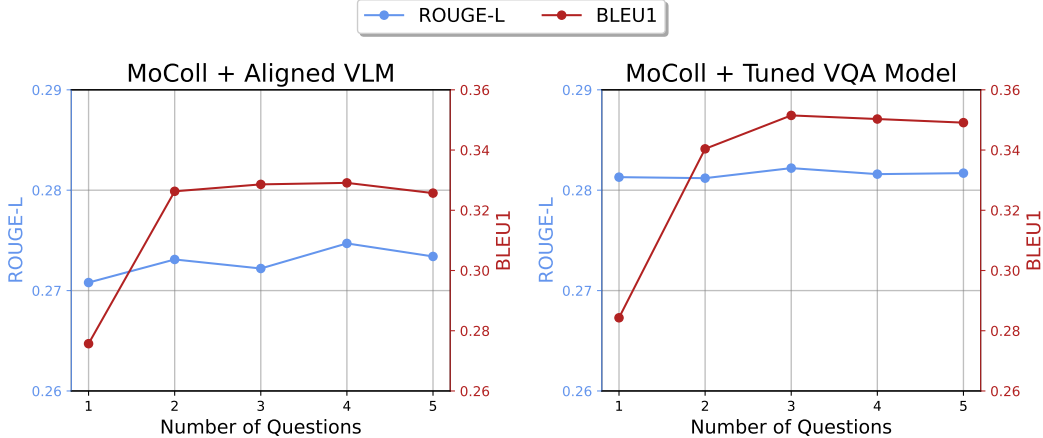


Figure 4: Ablation study on length of the chain of question-answer. We show the ROUGE-L score (blue) and BLEU1 score (red) with respect to the maximum number of questions an agent is allowed to ask.

Table 3: Ablation study on selection strategy. Beyond our MoColl framework, we show the ROUGE-L scores comparing three distinct strategies for selecting VQA data: (1) **No selection**: All synthetic VQA data is retained without any filtering. (2) **Top- r % ROUGE-L selection for conversations**: Only the question-answer pairs from conversations corresponding to the top- r % captions based on ROUGE-L scores are selected. (3) Our **agent-based selection for correct question-answer pairs**: The agent selectively retains correct question-answer pairs as per its judgment. The baseline model is the aligned VLM that has not undergone fine-tuning with any VQA data.

VQA data for tuning	Is_selection	Criteria	Selection_ratio	ROUGE-L
No selection	✗	-	100%	0.2640
Top-50% ROUGE-L selection	✓	metric	50%	0.2681
Top-25% ROUGE-L selection	✓	metric	25%	0.2701
Top-12.5% ROUGE-L selection	✓	metric	12.5%	0.2672
Agent-based selection (Ours)	✓	agent	14.1%	0.2822
No VQA data (baseline)	-	-	0%	0.2722

4.4.4 Synthetic Data Size

The size of the synthetic question-answer pairs plays a critical role in the tuning of the VQA model. In fig. 5, we show how the number of image-caption pairs impacts the captioning performance. Our findings indicate that as the size of the training data increases, there is a consistent decrease in loss and an increase in ROUGE-L scores. It’s worth noting that, when the data size is low (less than 3×10^4), the performance of the fine-tuned VQA model falls below that of the aligned model, i.e., the initial state before fine-tuning. This suggests that a sufficient data size is essential for the success of agent-guided tuning.

5 Conclusion

In this paper, we introduced the MoColl framework, a novel approach to image captioning that utilizes a novel agent-enhanced model collaboration strategy. Our framework effectively merges domain-specific visual analysis with broad contextual knowledge by employing a VQA model as a specialized tool and an LLM as an orchestrating agent, setting it apart from traditional encoder-decoder and vision-language models. Furthermore, the agent-guided tuning algorithm stands out as a critical innovation. This algorithm enhances the VQA model by filtering synthetic data, thereby improving its adaptation for domain-specific questions from the agent. Our experimental results, particularly in the challenging domain of radiology report generation, validate the efficacy of our

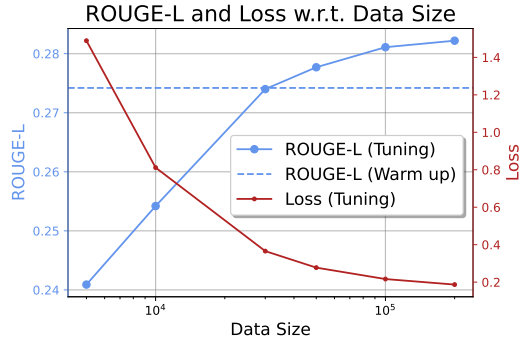


Figure 5: Ablation study on the data size. We show the ROUGE-L score (blue) and training loss (red) of our agent-guided tuning process with respect to the the size of image-caption pairs. We also show the baseline ROUGE-L score of our model collaboration framework with the aligned VLM which is trained through the warm-up stage with the whole training dataset. This baseline indicates the captioning performance at the initial fine-tuning state.

MoColl framework and agent-guided tuning algorithm. Our methods surpass existing models in caption accuracy, which attributes to the agent’s capability to guide a structured question-answer process through the VQA model, thus refining the performance iteratively.

Our method provides new insights for research into intelligent systems that can integrate detailed domain expertise with expansive contextual understanding. However, its effectiveness is somewhat dependent on the availability of substantial domain-specific data for fine-tuning. This requirement may pose challenges in low-resource scenarios where such data are scarce. To address these limitations, future work could explore developing more efficient data utilization techniques or incorporating few-shot learning strategies. Further, expanding the framework’s application to other multi-modal tasks could significantly broaden its utility and impact, demonstrating its adaptability across various domains.

Acknowledgment

This work is supported in part by the New Cornerstone Investigator Program.

References

- Josh Achiam, Steven Adler, Sandhini Agarwal, Lama Ahmad, Ilge Akkaya, Florencia Leoni Aleman, Diogo Almeida, Janko Altenschmidt, Sam Altman, Shyamal Anadkat, et al. Gpt-4 technical report. *arXiv preprint arXiv:2303.08774*, 2023.
- Peter Anderson, Xiaodong He, Chris Buehler, Damien Teney, Mark Johnson, Stephen Gould, and Lei Zhang. Bottom-up and top-down attention for image captioning and visual question answering. In *Proceedings of the IEEE Conference on Computer Vision and Pattern Recognition (CVPR)*, 2018.
- Stanislaw Antol, Aishwarya Agrawal, Jiasen Lu, Margaret Mitchell, Dhruv Batra, C. Lawrence Zitnick, and Devi Parikh. Vqa: Visual question answering. In *Proceedings of the IEEE International Conference on Computer Vision (ICCV)*, 2015.
- Jinze Bai, Shuai Bai, Yunfei Chu, Zeyu Cui, Kai Dang, Xiaodong Deng, Yang Fan, Wenbin Ge, Yu Han, Fei Huang, et al. Qwen technical report. *arXiv preprint arXiv:2309.16609*, 2023a.
- Jinze Bai, Shuai Bai, Shusheng Yang, Shijie Wang, Sinan Tan, Peng Wang, Junyang Lin, Chang Zhou, and Jingren Zhou. Qwen-vl: A versatile vision-language model for understanding, localization, text reading, and beyond. 2023b.
- Xiao Bi, Deli Chen, Guanting Chen, Shanhuang Chen, Damai Dai, Chengqi Deng, Honghui Ding, Kai Dong, Qishi Du, Zhe Fu, et al. Deepseek llm: Scaling open-source language models with longtermism. *arXiv preprint arXiv:2401.02954*, 2024.

- Tom Brown, Benjamin Mann, Nick Ryder, Melanie Subbiah, Jared D Kaplan, Prafulla Dhariwal, Arvind Neelakantan, Pranav Shyam, Girish Sastry, Amanda Askell, Sandhini Agarwal, Ariel Herbert-Voss, Gretchen Krueger, Tom Henighan, Rewon Child, Aditya Ramesh, Daniel Ziegler, Jeffrey Wu, Clemens Winter, Chris Hesse, Mark Chen, Eric Sigler, Mateusz Litwin, Scott Gray, Benjamin Chess, Jack Clark, Christopher Berner, Sam McCandlish, Alec Radford, Ilya Sutskever, and Dario Amodei. Language models are few-shot learners. In *Advances in Neural Information Processing Systems*, volume 33, pages 1877–1901. Curran Associates, Inc., 2020.
- Zhihong Chen, Yan Song, Tsung-Hui Chang, and Xiang Wan. Generating radiology reports via memory-driven transformer. In *Proceedings of the 2020 Conference on Empirical Methods in Natural Language Processing*, 2020.
- Zhihong Chen, Yaling Shen, Yan Song, and Xiang Wan. Cross-modal memory networks for radiology report generation. In *Proceedings of Annual Meeting of the Association for Computational Linguistics and International Joint Conference on Natural Language Processing (Volume 1: Long Papers)*, 2021.
- Wei-Lin Chiang, Zhuohan Li, Zi Lin, Ying Sheng, Zhanghao Wu, Hao Zhang, Lianmin Zheng, Siyuan Zhuang, Yonghao Zhuang, Joseph E. Gonzalez, Ion Stoica, and Eric P. Xing. Vicuna: An open-source chatbot impressing gpt-4 with 90%* chatgpt quality, 2023.
- Dina Demner-Fushman, Marc D Kohli, Marc B Rosenman, Sonya E Shooshan, Laritza Rodriguez, Sameer Antani, George R Thoma, and Clement J McDonald. Preparing a collection of radiology examinations for distribution and retrieval. *Journal of the American Medical Informatics Association*, 23(2):304–310, 2016.
- Michael Denkowski and Alon Lavie. Meteor 1.3: Automatic metric for reliable optimization and evaluation of machine translation systems. In *Proceedings of the workshop on statistical machine translation*, pages 85–91, 2011.
- Jeffrey Donahue, Lisa Anne Hendricks, Sergio Guadarrama, Marcus Rohrbach, Subhashini Venugopalan, Kate Saenko, and Trevor Darrell. Long-term recurrent convolutional networks for visual recognition and description. In *Proceedings of the IEEE Conference on Computer Vision and Pattern Recognition (CVPR)*, 2015.
- Yuqing Du, Olivia Watkins, Zihan Wang, Cédric Colas, Trevor Darrell, Pieter Abbeel, Abhishek Gupta, and Jacob Andreas. Guiding pretraining in reinforcement learning with large language models. In *Proceedings of International Conference on Machine Learning*, volume 202 of *Proceedings of Machine Learning Research*, pages 8657–8677. PMLR, 2023.
- Abhimanyu Dubey, Abhinav Jauhri, Abhinav Pandey, Abhishek Kadian, Ahmad Al-Dahle, Aiesha Letman, Akhil Mathur, Alan Schelten, Amy Yang, Angela Fan, et al. The llama 3 herd of models. *arXiv preprint arXiv:2407.21783*, 2024.
- Patrick Haluptzok, Matthew Bowers, and Adam Tauman Kalai. Language models can teach themselves to program better. *arXiv preprint arXiv:2207.14502*, 2022.
- Sirui Hong, Mingchen Zhuge, Jonathan Chen, Xiawu Zheng, Yuheng Cheng, Jinlin Wang, Ceyao Zhang, Zili Wang, Steven Ka Shing Yau, Zijuan Lin, Liyang Zhou, Chenyu Ran, Lingfeng Xiao, Chenglin Wu, and Jürgen Schmidhuber. MetaGPT: Meta programming for a multi-agent collaborative framework. In *International Conference on Learning Representations*, 2024.
- Alistair EW Johnson, Tom J Pollard, Nathaniel R Greenbaum, Matthew P Lungren, Chih-ying Deng, Yifan Peng, Zhiyong Lu, Roger G Mark, Seth J Berkowitz, and Steven Horng. Mimic-cxr-jpg, a large publicly available database of labeled chest radiographs. *arXiv preprint arXiv:1901.07042*, 2019.
- Ehud Karpas, Omri Abend, Yonatan Belinkov, Barak Lenz, Opher Lieber, Nir Ratner, Yoav Shoham, Hofit Bata, Yoav Levine, Kevin Leyton-Brown, et al. Mrkl systems: A modular, neuro-symbolic architecture that combines large language models, external knowledge sources and discrete reasoning. *arXiv preprint arXiv:2205.00445*, 2022.

- Andrej Karpathy and Li Fei-Fei. Deep visual-semantic alignments for generating image descriptions. In *Proceedings of the IEEE Conference on Computer Vision and Pattern Recognition (CVPR)*, 2015.
- Patrick Lewis, Ethan Perez, Aleksandra Piktus, Fabio Petroni, Vladimir Karpukhin, Naman Goyal, Heinrich Küttler, Mike Lewis, Wen-tau Yih, Tim Rocktäschel, Sebastian Riedel, and Douwe Kiela. Retrieval-augmented generation for knowledge-intensive nlp tasks. In *Advances in Neural Information Processing Systems*, volume 33, pages 9459–9474. Curran Associates, Inc., 2020.
- Christy Y. Li, Xiaodan Liang, Zhiting Hu, and Eric P. Xing. Knowledge-driven encode, retrieve, paraphrase for medical image report generation. *Proceedings of the AAAI Conference on Artificial Intelligence*, 33(01):6666–6673, 2019. doi: 10.1609/aaai.v33i01.33016666.
- Chunyuan Li, Cliff Wong, Sheng Zhang, Naoto Usuyama, Haotian Liu, Jianwei Yang, Tristan Naumann, Hoifung Poon, and Jianfeng Gao. Llava-med: Training a large language-and-vision assistant for biomedicine in one day. In *Advances in Neural Information Processing Systems*, volume 36, pages 28541–28564. Curran Associates, Inc., 2023.
- Junnan Li, Dongxu Li, Caiming Xiong, and Steven Hoi. BLIP: Bootstrapping language-image pre-training for unified vision-language understanding and generation. In *Proceedings of International Conference on Machine Learning*, volume 162 of *Proceedings of Machine Learning Research*, pages 12888–12900. PMLR, 2022.
- Chin-Yew Lin. Rouge: A package for automatic evaluation of summaries. In *Text summarization branches out*, pages 74–81, 2004.
- Aixin Liu, Bei Feng, Bin Wang, Bingxuan Wang, Bo Liu, Chenggang Zhao, Chengqi Deng, Chong Ruan, Damai Dai, Daya Guo, et al. Deepseek-v2: A strong, economical, and efficient mixture-of-experts language model. *arXiv preprint arXiv:2405.04434*, 2024a.
- Bo Liu, Yuqian Jiang, Xiaohan Zhang, Qiang Liu, Shiqi Zhang, Joydeep Biswas, and Peter Stone. Llm+ p: Empowering large language models with optimal planning proficiency. *arXiv preprint arXiv:2304.11477*, 2023a.
- Haotian Liu, Chunyuan Li, Qingyang Wu, and Yong Jae Lee. Visual instruction tuning. In *Advances in Neural Information Processing Systems*, volume 36, pages 34892–34916. Curran Associates, Inc., 2023b.
- Haotian Liu, Chunyuan Li, Yuheng Li, and Yong Jae Lee. Improved baselines with visual instruction tuning. In *Proceedings of the IEEE/CVF Conference on Computer Vision and Pattern Recognition (CVPR)*, pages 26296–26306, June 2024b.
- Siyi Liu, Chen Gao, and Yong Li. Large language model agent for hyper-parameter optimization. *arXiv preprint arXiv:2402.01881*, 2024c.
- Haoyu Lu, Wen Liu, Bo Zhang, Bingxuan Wang, Kai Dong, Bo Liu, Jingxiang Sun, Tongzheng Ren, Zhuoshu Li, Yaofeng Sun, et al. Deepseek-vl: towards real-world vision-language understanding. *arXiv preprint arXiv:2403.05525*, 2024.
- Yun Luo, Zhen Yang, Fandong Meng, Yafu Li, Jie Zhou, and Yue Zhang. An empirical study of catastrophic forgetting in large language models during continual fine-tuning. *arXiv preprint arXiv:2308.08747*, 2023.
- Michael McCloskey and Neal J Cohen. Catastrophic interference in connectionist networks: The sequential learning problem. In *Psychology of learning and motivation*, volume 24, pages 109–165. Elsevier, 1989.
- Arindam Mitra, Luciano Del Corro, Guoqing Zheng, Shweti Mahajan, Dany Rouhana, Andres Codas, Yadong Lu, Wei-ge Chen, Olga Vrousgos, Corby Rosset, et al. Agentinstruct: Toward generative teaching with agentic flows. *arXiv preprint arXiv:2407.03502*, 2024.
- Maram Mahmoud A Monshi, Josiah Poon, and Vera Chung. Deep learning in generating radiology reports: A survey. *Artificial Intelligence in Medicine*, 106:101878, 2020.

- OpenAI. Chatgpt plugins. <https://openai.com/index/chatgpt-plugins/>, 2023.
- OpenAi. Gpt-4v(ision) system card. 2023.
- Kishore Papineni, Salim Roukos, Todd Ward, and Wei-Jing Zhu. Bleu: a method for automatic evaluation of machine translation. In *Proceedings of the Association for Computational Linguistics*, pages 311–318, 2002.
- Aaron Parisi, Yao Zhao, and Noah Fiedel. Talm: Tool augmented language models. *arXiv preprint arXiv:2205.12255*, 2022.
- Pranav Putta, Edmund Mills, Naman Garg, Sumeet Motwani, Chelsea Finn, Divyansh Garg, and Rafael Rafailov. Agent q: Advanced reasoning and learning for autonomous ai agents. *arXiv preprint arXiv:2408.07199*, 2024.
- Alec Radford, Jong Wook Kim, Chris Hallacy, Aditya Ramesh, Gabriel Goh, Sandhini Agarwal, Girish Sastry, Amanda Askell, Pamela Mishkin, Jack Clark, Gretchen Krueger, and Ilya Sutskever. Learning transferable visual models from natural language supervision. In *Proceedings of International Conference on Machine Learning*, volume 139 of *Proceedings of Machine Learning Research*, pages 8748–8763. PMLR, 2021.
- Timo Schick, Jane Dwivedi-Yu, Roberto Dessi, Roberta Raileanu, Maria Lomeli, Eric Hambro, Luke Zettlemoyer, Nicola Cancedda, and Thomas Scialom. Toolformer: Language models can teach themselves to use tools. In *Advances in Neural Information Processing Systems*, volume 36, pages 68539–68551. Curran Associates, Inc., 2023.
- Hoo-Chang Shin, Kirk Roberts, Le Lu, Dina Demner-Fushman, Jianhua Yao, and Ronald M. Summers. Learning to read chest x-rays: Recurrent neural cascade model for automated image annotation. In *Proceedings of the IEEE Conference on Computer Vision and Pattern Recognition (CVPR)*, 2016.
- Iliia Shumailov, Zakhar Shumaylov, Yiren Zhao, Yarin Gal, Nicolas Papernot, and Ross Anderson. The curse of recursion: Training on generated data makes models forget. *arXiv preprint arXiv:2305.17493*, 2023.
- Significant Gravitas. AutoGPT.
- Akshay Smit, Saahil Jain, Pranav Rajpurkar, Anuj Pareek, Andrew Y Ng, and Matthew P Lungren. Chexbert: combining automatic labelers and expert annotations for accurate radiology report labeling using bert. *arXiv preprint arXiv:2004.09167*, 2020.
- Jiayang Song, Zhehua Zhou, Jiawei Liu, Chunrong Fang, Zhan Shu, and Lei Ma. Self-refined large language model as automated reward function designer for deep reinforcement learning in robotics. *arXiv preprint arXiv:2309.06687*, 2023.
- Hugo Touvron, Louis Martin, Kevin Stone, Peter Albert, Amjad Almahairi, Yasmine Babaei, Nikolay Bashlykov, Soumya Batra, Prajjwal Bhargava, Shruti Bhosale, et al. Llama 2: Open foundation and fine-tuned chat models. *arXiv preprint arXiv:2307.09288*, 2023.
- Trieu H Trinh, Yuhuai Wu, Quoc V Le, He He, and Thang Luong. Solving olympiad geometry without human demonstrations. *Nature*, 625(7995):476–482, 2024.
- Ramakrishna Vedantam, C. Lawrence Zitnick, and Devi Parikh. Cider: Consensus-based image description evaluation. In *Proceedings of the IEEE Conference on Computer Vision and Pattern Recognition (CVPR)*, 2015.
- Jun Wang, Abhir Bhalerao, and Yulan He. Cross-modal prototype driven network for radiology report generation. In *European Conference on Computer Vision*, pages 563–579. Springer, 2022a.
- Weihan Wang, Qingsong Lv, Wenmeng Yu, Wenyi Hong, Ji Qi, Yan Wang, Junhui Ji, Zhuoyi Yang, Lei Zhao, Xixuan Song, et al. Cogvlm: Visual expert for pretrained language models. *arXiv preprint arXiv:2311.03079*, 2023.

- Xiaosong Wang, Yifan Peng, Le Lu, Zhiyong Lu, Mohammadhadi Bagheri, and Ronald M. Summers. Chestx-ray8: Hospital-scale chest x-ray database and benchmarks on weakly-supervised classification and localization of common thorax diseases. In *Proceedings of the IEEE Conference on Computer Vision and Pattern Recognition (CVPR)*, 2017.
- Yizhong Wang, Yeganeh Kordi, Swaroop Mishra, Alisa Liu, Noah A Smith, Daniel Khashabi, and Hannaneh Hajishirzi. Self-instruct: Aligning language models with self-generated instructions. *arXiv preprint arXiv:2212.10560*, 2022b.
- Jason Wei, Xuezhi Wang, Dale Schuurmans, Maarten Bosma, brian ichter, Fei Xia, Ed Chi, Quoc V Le, and Denny Zhou. Chain-of-thought prompting elicits reasoning in large language models. In *Advances in Neural Information Processing Systems*, volume 35, pages 24824–24837. Curran Associates, Inc., 2022.
- Yuxiang Wei, Zhe Wang, Jiawei Liu, Yifeng Ding, and Lingming Zhang. Magicoder: Source code is all you need. *arXiv preprint arXiv:2312.02120*, 2023.
- Yue Wu, Yewen Fan, Paul Pu Liang, Amos Azaria, Yuanzhi Li, and Tom M Mitchell. Read and reap the rewards: Learning to play atari with the help of instruction manuals. In *Advances in Neural Information Processing Systems*, volume 36, pages 1009–1023. Curran Associates, Inc., 2023.
- Kelvin Xu, Jimmy Ba, Ryan Kiros, Kyunghyun Cho, Aaron Courville, Ruslan Salakhudinov, Rich Zemel, and Yoshua Bengio. Show, attend and tell: Neural image caption generation with visual attention. In *Proceedings of the 32nd International Conference on Machine Learning*, volume 37 of *Proceedings of Machine Learning Research*, pages 2048–2057, Lille, France, 2015. PMLR.
- Chengrun Yang, Xuezhi Wang, Yifeng Lu, Hanxiao Liu, Quoc V Le, Denny Zhou, and Xinyun Chen. Large language models as optimizers. In *International Conference on Learning Representations*, 2024.
- Shuxin Yang, Xian Wu, Shen Ge, Zhuozhao Zheng, S Kevin Zhou, and Li Xiao. Radiology report generation with a learned knowledge base and multi-modal alignment. *Medical Image Analysis*, 86:102798, 2023.
- Yan Yang, Jun Yu, Jian Zhang, Weidong Han, Hanliang Jiang, and Qingming Huang. Joint embedding of deep visual and semantic features for medical image report generation. *IEEE Transactions on Multimedia*, 25:167–178, 2021.
- Shunyu Yao, Dian Yu, Jeffrey Zhao, Izhak Shafran, Tom Griffiths, Yuan Cao, and Karthik Narasimhan. Tree of thoughts: Deliberate problem solving with large language models. In *Advances in Neural Information Processing Systems*, volume 36, pages 11809–11822. Curran Associates, Inc., 2023.
- Michael R Zhang, Nishkrit Desai, Juhan Bae, Jonathan Lorraine, and Jimmy Ba. Using large language models for hyperparameter optimization. In *NeurIPS 2023 Foundation Models for Decision Making Workshop*, 2023.
- Mingkai Zheng, Xiu Su, Shan You, Fei Wang, Chen Qian, Chang Xu, and Samuel Albanie. Can gpt-4 perform neural architecture search? *arXiv preprint arXiv:2304.10970*, 2023.

A Supplemental Related Work

A.1 Radiology Report Generation for Chest X-ray

Radiology report generation for chest X-rays is a specialized area of image captioning that focuses on producing detailed and clinically accurate textual reports from medical images. This task plays a crucial role in assisting radiologists, enhancing diagnostic efficiency, and improving patient care by providing consistent and comprehensive reports.

With the advancement of deep learning, encoder-decoder architectures became prevalent. Models like Shin et al. (2016) and Wang et al. (2017) utilized Convolutional Neural Networks (CNNs) for encoding image features and Recurrent Neural Networks (RNNs) for decoding them into text. Attention mechanisms were later integrated to allow models to focus on specific regions of the image, as seen in works by Chen et al. (2020) and Chen et al. (2021), improving the relevance and accuracy of the generated reports. Beyond these standard architectures, more advanced models have been proposed specifically for radiology tasks such as Yang et al. (2021) and Wang et al. (2022a).

To incorporate medical knowledge, some studies integrated clinical knowledge bases into their models. For example, Li et al. (2019) introduced a model that aligns image features with medical concepts, ensuring the use of correct terminology and facilitating the generation of more informative reports. Additionally, Yang et al. (2023) adopted a multi-task knowledge transfer mechanism to enhance the generation process by simultaneously learning disease classification and report generation tasks.

Despite these advancements, existing models often struggle to fully leverage both the general knowledge of large-scale models and the domain-specific expertise required for medical reporting. Challenges such as generating coherent narratives, accurately reflecting clinical findings, and adapting to varied patient cases remain. Our method is capable of addressing these challenges by combining the expansive knowledge and language generation abilities of LLMs with the specialized visual processing capabilities of a domain-specific VQA model. Therefore, we use the radiology report generation task as an example to run experiments, demonstrating the effectiveness of our approach.

B Implementation Details

B.1 Detailed Setup

Our proposed approach is implemented using Pytorch. The main parameters of the server are listed below: the operating system is Rocky Linux 8.8, the CPU is Intel Xeon Platinum 8358P with 2.60 GHz and 64 cores, the GPU is an 8-card A800 80G, and the memory capacity is 512 GB.

B.2 Data Preprocessing

For both datasets, we use ‘finding + impression’ as the radiology report for each report. We split the IU-Xray into train and test set by 8:2 randomly and MIMIC-CXR according to its official split. We filter out any missing data, such as reports without corresponding images, or images without corresponding reports. Each report corresponds to a minimum of one image and a maximum of four images. Overall, there are 767 test data in IU-Xray, and 222758 training data and 3269 test data in MIMIC-CXR. To align with the input shape of the CLIP Vision Encoder, we clip all images to 224*224. Following the Chen et al. (2020)’s official implementation of report preprocessing, the cut-off frequency for the words is set as 3 for IU-Xray and 10 for MIMIC-CXR.

B.3 Our Methods

MoColl framework. For the MoColl framework, we set the maximum number of questions an agent is allowed to ask as 6 in the within-dataset evaluation and 3 in the cross-dataset generalization. In all experiments, except those specifically stated, we always use the RAG as the ICL strategy for the agent. We always provide 5 few-shot examples of captions for the agent. Notice that we can still use few-shot examples with the MIMIC-CXR training dataset in the setup of cross-dataset generation. we always provide 5 few-shot examples of captions to enhance the understanding of the specific domain. For the generation setting, we set the max length of tokens as 4096 and temperature as 0 for both VQA model and LLM-based agent.

Warm-up stage. In the warm-up stage, we keep both the visual encoder and LM weights frozen, and only update the projection network. We only train 1 epoch with auto-regressive loss. We set the learning rate as $2e-3$ and use cosine learning rate scheduler with warm-up ratio as 0.03. The max length of tokens is 4096, and the batch size is 16 per device.

Agent-guided tuning stage. In the agent-guided tuning stage, we show the implementation details of the inference step, selection step, and training step individually as follows. For the inference step, we also set the max length of tokens as 4096 and temperature as 0.1 for both VQA model and LLM-based agent. The few-shot examples are captions randomly selected from the training set. For the selection step, we set the temperature of the selection agent as 0. We can also improve the questioning prompt according to the conversation manually. For the training step, the visual encoder weights are still frozen, and the LM and the projection network can be updated. We train 5 epochs in the within-dataset evaluation and only 1 epoch in the cross-dataset generalization to prevent overfitting. The loss function is auto-regressive loss with weighted KL penalty to enhance stability. We set the learning rate as $3e-7$ and use cosine learning rate scheduler with warm-up ratio as 0.03. The max length of tokens is 4096, the batch size is 4 per device and the gradient accumulation steps are 2.

Other hyperparameters remain their default values.

B.4 Competing Methods

B.4.1 Specialized models

For all specialized models, we leverage their official code repository to reproduce the results based on our setup. Especially, for XProNet Wang et al. (2022a) and M2KT Yang et al. (2023), we follow their preprocessing process and use CheXbert Smit et al. (2020) to rebuild labels with reports under our setup. We set the maximum sequence length as 530, which is the maximum length of captions in our experiments. Other hyperparameters remain default values.

B.4.2 General VLMs

We use official implementations and released model checkpoints for LLaVA-Med and LLaVA-v1.5-7B, and official APIs for Qwen2-VL-7B-Instruction and Deepseek-VL2. The aligned VLM is trained through the warm-up stage. The fine-tuned VLM is trained on the image-instruction-caption tuple with auto-regressive loss. Its visual encoder weights are still frozen, and the LM and the projection network can be updated. We set its learning rate as $3e-7$ and use cosine learning rate scheduler with warm-up ratio as 0.03.

For the generation setting, we provide 5 few-shot examples of captions randomly to enhance the understanding of the specific domain. We also set the temperature as 0 and other hyperparameters remain the default values.

B.4.3 MoColl framework with VQA models

We also use official implementations and released model checkpoints for LLaVA-Med and LLaVA-v1.5-7B, serving as VQA tool models instead of general VLMs working independently.