

Hydride superconductivity: here to stay, or to lead astray and soon go away?

J. E. Hirsch

Department of Physics, University of California, San Diego, La Jolla, CA 92093-0319

In a recent Comment [1], fifteen prominent leaders in the field of condensed matter physics declare that hydride superconductivity is real, and urge funding agencies to continue to support the field. I question the validity and constructiveness of their argument.

Reference [1] acknowledges that the field of superconductivity in hydrides under high pressure has been mired in controversy, yet does not explain nor reference what the controversy is [2]. It discusses some selected experimental evidence that the authors argue supports the validity of the claims of superconductivity in hydrides under high pressure, and concludes that “*it is overwhelmingly probable that the superconductivity in this class of compounds is genuine*” [1]. Here I argue that it is overwhelmingly probable that they are wrong.

The authors of Ref. [1] are fifteen distinguished scientists from renowned institutions across three continents with a strong record of scientific accomplishment, but none of them has worked on hydrides under high pressure. Their opinion [1] is not validated by a careful analysis of the data they are opining on, and as a consequence has no claim to scientific validity. It can be characterized instead as a political manifesto by influential members of the physics community that I argue is not constructive.

According to M. I. Erements himself, the lead author of the 2015 paper [3] that started the hydride superconductivity saga, the 2015 paper would never have been published without magnetic evidence. Quoting verbatim from Ref. [4]: “*Without these measurements, Science and Nature rejected our paper even if we had already substantial shreds of evidence of superconductivity (zero resistance, proper shift of T_c in a magnetic field, and isotope effect). We needed a quick solution.*” The “quick solution” was the measurements shown in Figs. 1d and 1e of the manifesto Ref. [1], 1d published in 2015 and 1e measured in 2015 but only seeing the light of day in 2022 [5], for unexplained reasons.

Fig. 1e of Ref. [1] is shown here as Fig. 1b. Ref. [1] describes this figure as follows: “... shows the loop reported in Ref. 6. (Ref. [5] here). Data including the background are shown in the inset. Even before background subtraction, the data for the virgin curve go negative, in low applied fields, offering strong evidence that diamagnetism is observed in the raw data. The simple subtraction of the linear background gives the curve shown in the main plot, which has the main qualitative features expected of a superconducting hysteresis loop in the presence of flux trapping.”

The left panel of Fig. 1, Fig. 1a, also from Ref. [5], shows magnetic moment versus temperature for the same sample under the same pressure for which the right panel shows the hysteresis loop. There are several peculiar features of Fig 1a: (i) the curves for ZFC and FC diverge

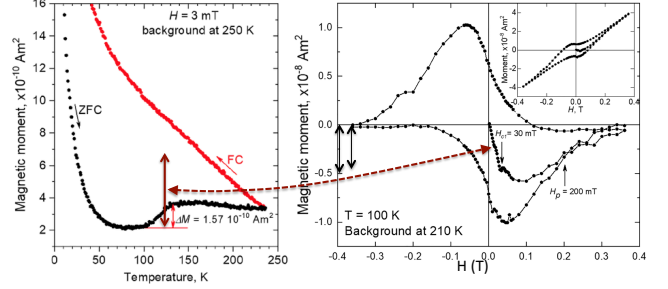


FIG. 1: Fig. 6 of Ref. [5]. Its caption reads [5]: “Magnetization measurements of superconducting H_3S at pressure $P \sim 140$ GPa. **a** $M(T)$ data measured at $H = 3 \text{ mT}$ after subtraction of the background collected at 250 K. **b** $M(H)$ data measured at 100 K showing the initial virgin curve and hysteretic loop on alternating the magnetic field. Inset shows the original hysteretic loop before subtraction of the background signal originating from the DAC at 210 K. Brown dashed line with double arrows and vertical line with double arrows were added here.

at temperature $T \sim 240 \text{ K}$, well above the assumed critical temperature $T \sim 140 \text{ K}$. That is *not* the behavior expected for a superconducting sample, for which the curves should start diverging when the temperature is lowered right below T_c , rather than 100 K above T_c . (ii) Given the magnitude of the diamagnetic moment shown in Fig. 1a with applied field $H = 3 \text{ mT}$ at and below 100 K, namely $1.57 \times 10^{-10} \text{ Am}^2$, the diamagnetic moment in Fig. 1b for field $H = 30 \text{ mT}$ should be approximately $1.57 \times 10^{-9} \text{ Am}^2$. Instead, it is three times larger, as indicated by the vertical line with double arrows in Fig. 1a. Different measurements of the same superconducting sample should *not* yield results that differ by a factor of 3 if they truly reflect properties of the sample. (iii) the magnetic moment in Fig. 1a increases rapidly when the temperature is lowered below 50 K, which is *not* the behavior expected for the moment of a superconducting sample. These features call into question the interpretation that the results shown in Figs. 1a and b, published as Fig. 6 of Ref. [5], reflect the physics of a superconducting sample rather than experimental artifacts.

Moreover the data shown in Fig. 1b, highlighted in Ref. [1] as proof of superconductivity, were superseded by new magnetization data on the same material (sulfur hydride) reported by the same group in 2022 [6]. In Ref. [6] of Ref. [1], namely Ref. [5], the new

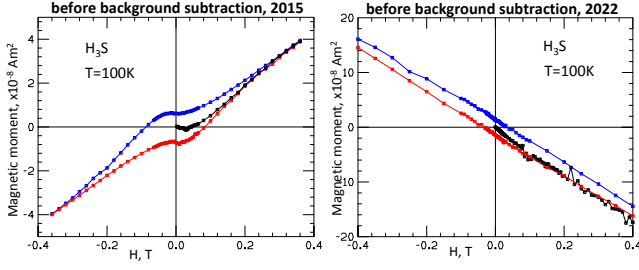


FIG. 2: Raw data before background subtraction of 2015 experiments reported in Ref. [5] (left panel) versus raw data reported in 2022 in Ref. [6] (right panel). Here as well as in Figs. 3, 4, 6 and 7, black points are the virgin curve, blue and red points correspond to the decreasing/increasing field branches of the hysteresis loop.

measurements are referred to as “the recent and more accurate measurements”, and it is said about them “only recently, we succeeded in improving our measurements of the magnetic susceptibility significantly”. Ref. [1] is silent on those supposedly improved measurements. Here is why:

Figure 2 shows comparison of hysteresis loops for the raw magnetic moment data for the 2015 experiments highlighted in Ref. [1] (left panel) versus the recently measured data [6] at the same temperature (right panel). It can be seen that in the recently measured data the response is strongly diamagnetic, of magnitude 5 times larger than the paramagnetic response of 2015. This large diamagnetic signal measured in 2022 can obviously not originate in a superconducting sample since (a) its magnitude is far too large and (b) it persists above 200K [6]. Therefore, it must be a property of the background, i.e. the pressure cell. This then nullifies the assertion of Ref. [1] that the tiny diamagnetic signal detected in the raw data in 2015 “Even before background subtraction, the data for the virgin curve go negative, in low applied fields, offering strong evidence that diamagnetism is observed in the raw data” says anything relevant about superconductivity of the sample itself.

In Fig. 3 I compare hysteresis loops measured in 2015 [5] and 2022 [7] at the same temperature

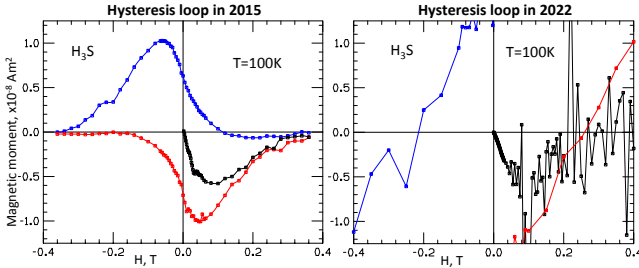


FIG. 3: Hysteresis loops after background subtraction for 2015 data from Ref. [5] (left panel) versus the same for 2022 data from Ref. [6] (right panel).

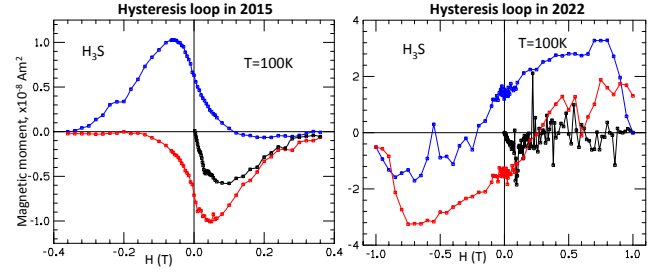


FIG. 4: Hysteresis loops after background subtraction for 2015 data from Ref. [5] (left panel) versus the same for 2022 data from Ref. [6] for a wider range of magnetic field values (right panel).

after background subtraction, using the same scales for horizontal and vertical axis. The samples were for the same material, H_3S , and the dimensions of the samples were similar. Yet the figures show significant differences. The 2015 figure indeed “has the main qualitative features expected of a superconducting hysteresis loop in the presence of flux trapping” as remarked in Ref. [1]. The same cannot be said of the 2022 figure. On the right panel it can be seen that the red data from the return part of the hysteresis loop cross the virgin curve (black points) which is *not* the expected behavior of a superconducting sample. This is seen more clearly in Fig. 4 where the range of H-values extends up to 1T for the 2022 data.

Moreover, when the recently published data on the diamagnetic response of hydrides under pressure [6] are compared [8] with the actually measured data as reported by the authors [7], it becomes apparent that the published data [6] were *not* derived from the measured data through scientifically accepted procedures [8, 9]. In other words, they were manipulated or worse. As

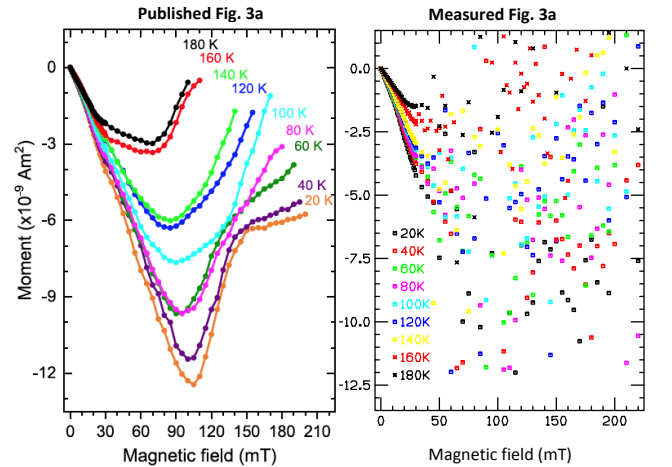


FIG. 5: Comparison of what was published as depicting magnetic moment versus magnetic field of sulfur hydride after linear background subtraction in 2022 [6] (left panel) with what was actually measured after the same background subtraction [7], [8] (right panel).

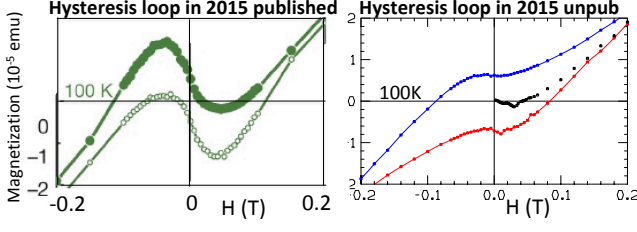


FIG. 6: Hysteresis loops without background subtraction. Left panel: measured and published in 2015 [3]. Lower (upper) curves correspond to increasing/decreasing field, the virgin curve is absent. Right panel: same as inset of Fig. 1 right panel, measured in 2015, published in 2022 [5].

an illustration, Fig. 5 shows comparison of what was published [6] (left panel) with what results from what was reportedly measured [7], as analyzed in Ref. [8] (right panel). Ref. [8] identifies numerous instances where the actually measured data differ significantly with what was published, even for published data that were reported to be “raw data” [6–8].

Given the stark difference between the left and right panels of Fig. 5, how can a reader know whether there is another ‘panel’ associated with the right panel of Fig. 1 (Fig. 1e of Ref. [1]), with results derived from actual raw data that could be as different from the right panel of Fig. 1 as the left and right panels of Fig. 5 are? I have asked the authors of Ref. [5] repeatedly to make available the measured raw data underlying their figure, they have not responded. Therefore, whether or not the 10-year old magnetic data shown in Fig. 1 e of Ref. [1]), that its 15 authors argue validate their opinion, are a true reflection of what was measured is unknown to them and to the rest of the world.

The only other magnetic data that the authors of Ref. [1] present to support their opinion are the hysteresis loops reported in the 2015 Drozdov et al paper that started the field 10 years ago [3]. An example is shown on the left panel of Fig. 6, compared to the hysteresis loop discussed earlier (Fig. 1 right panel) that was also measured in 2015 but only published 7 years later [5]. We use the same scales for the horizontal and vertical axis for both panels. The virgin curves are absent in the data published in 2015 [3] for unexplained reasons. The raw data underlying the 2015 published data are also not available. The loops on the left and right panels of Fig. 6 look rather different, for unexplained reasons. To understand whether or not they are consistent with the properties of a superconducting sample I subtract a linear background so that the curves go to zero for large field, as was done in Ref. [5] to obtain the main panel of our Fig. 1 right panel. The results are shown in Fig. 7. While the right panel can be said “*has the main qualitative features expected of a superconducting hysteresis loop in the presence of flux trapping*”, as stated in Ref. [1], the left panel *does not*. As the field is decreased from its maximum value (blue curve) the magnetization should

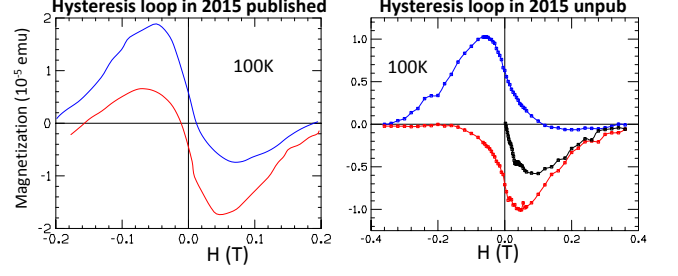


FIG. 7: Same as Fig. 6 after linear background subtraction.

increase rather than decrease according to Faraday’s law for a superconducting hysteresis loop in the presence of flux trapping

In conclusion, I argue that in view of all of the above the magnetic evidence for superconductivity in hydrides presented in Ref. [1] and analyzed here *does not* provide strong evidence for superconductivity in these systems, contrary to the conclusion of Ref. [1]. In addition it should be noted that no control experiment has ever been reported showing that, under the same conditions of temperature and pressure with the same measuring apparatus and pressure cell, with a sample known to be non-superconducting or no sample, no hysteresis results from experimental artifacts or properties of the pressure cell.

We have questioned the validity of other magnetic evidence argued to support the view that hydrides under high pressure exhibit superconductivity in other publications [10–12].

The reality is that 10 years after it was heralded what would have been a momentous discovery deserving of a Nobel prize if true, that “conventional superconductivity” [3] eclipses the cuprates [13] as the highest T_c superconductors, the field of hydride superconductivity is on life support. There is *no* reliable reproducible magnetic evidence of their claimed superconductivity. As time goes on, samples are not becoming more homogeneous nor better characterized, measurements are not becoming crisper and more representative of the physics of the materials studied, getting access to raw data is not becoming easier [14, 15]. Instead fraud [16], misrepresentation [6], uncontrolled one-shot slipshod non-reproduced experiments [17–23] are the norm. None of the myriad of theoretical predictions [24] of high T_c superconductivity of hydrides or other light element materials at lower pressures, where samples could be larger and better characterized, have been realized [25]. Yet the cheerleading continues unabated [1, 22, 26, 27]. Why?

Because hydrides under pressure being superconducting would establish the validity of BCS electron-phonon theory to describe real superconductors, in which the 15 superconductivity experts that authored Ref. [1] firmly believe in, as does essentially the entire scientific community, while hydrides under pressure

not being superconducting would cast serious doubt on BCS's validity to describe *any* superconducting material. In the field of hydride superconductivity the scientific method seems to have been thrown aside by experimentalists and theorists alike grasping for straws that would show that BCS theory is no longer impotent to predict any new superconducting material [28], rather than face the possibility that for almost 70 years it has led everybody astray and away from a unified description of superconductivity for all materials [25, 29, 30].

Acknowledgments

I am grateful to M. van Kampen for help in digitizing data shown in this paper, and to F. Marsiglio, D. Van der Marel and M. van Kampen for collaboration in topics discussed here.

-
- [1] Gregory S. Boebinger, Andrey V. Chubukov, Ian R. Fisher, F. Malte Grosche, Peter J. Hirschfeld, Stephen R. Julian, Bernhard Keimer, Steven A. Kivelson, Andrew P. Mackenzie, Yoshiteru Maeno, Joseph Orenstein, Brad J. Ramshaw, Subir Sachdev, Jörg Schmalian and Matthias Vojtá, "Hydride superconductivity is here to stay", *Nat Rev Phys* 7, 2 (2025) and [arXiv:2411.10522 \(2024\)](#).
 - [2] For information on the 'controversy' see for example [Undark 03.27.2023](#), [Physics World 10/20/2023](#), [Nature News 8/10/2024](#), [PubPeer \(2023, 2024\)](#).
 - [3] A.P. Drozdov, M. I. Eremets, I. A. Troyan, V. Ksenofontov and S. I. Shylin, "Conventional superconductivity at 203 kelvin at high pressures in the sulfur hydride system", *Nature* 525, 73-76 (2015).
 - [4] M. I. Eremets, "Superconductivity at High Pressure", In Y. Fei & M. Walter (Eds.), "Static and Dynamic High Pressure Mineral Physics" (pp. 368-386). Cambridge: Cambridge University Press. [doi:10.1017/9781108806145.015 \(2023\)](#).
 - [5] M. I. Eremets, V. S. Minkov, A. P. Drozdov, P. P. Kong, V. Ksenofontov, S. I. Shylin, S. L. Bud'ko, R. Prozorov, F. F. Balakirev, D. Sun, S. Mozaffari and L. Balicas, "High-temperature superconductivity in hydrides: experimental evidence and details", *J Supercond Nov Magn* 35, 965 (2022).
 - [6] V. S. Minkov, S. L. Budko, F. F. Balakirev, V. B. Prakapenka, S. Chariton, R. J. Husband, H. P. Liermann and M. I. Eremets, "Magnetic field screening in hydrogen-rich high-temperature superconductors", *Nat. Commun.* 13, 3194 (2022).
 - [7] V. S. Minkov, E. F. Talantsev, V. Ksenofontov, S. L. Budko, F. F. Balakirev and M. I. Eremets, "Revaluation of the lower critical field in superconducting H_3S and LaH_{10} (Nature Comm. 13, 3194, 2022)", [arXiv:2408.12675 \(2024\)](#).
 - [8] J. E. Hirsch and M. van Kampen, "Analysis of "Revaluation of the lower critical field in superconducting H_3 and LaH_{10} (Nature Comm. 13, 3194, 2022)" by V. S. Minkov et al", [arXiv:2409.12211 \(2024\)](#).
 - [9] J. E. Hirsch, "On the "Author Correction: Magnetic field screening in hydrogen-rich high-temperature superconductors", *Nat Commun* 14, 5322 (2023)", [arXiv:2408.09073 \(2024\)](#) and *Nat Commun* 15, 8144 (2024).
 - [10] J. E. Hirsch and F. Marsiglio, "Clear evidence against superconductivity in hydrides under high pressure", *Matter and Radiation at Extremes* 7, 058401 (2022).
 - [11] Hirsch JE and van der Marel D, "Incompatibility of published ac magnetic susceptibility of a room temperature superconductor with measured raw data", *Matter and Radiation at Extremes* 2022; 7: 048401.
 - [12] J. E. Hirsch, "Are hydrides under high pressure high temperature superconductors?", *National Science Review*, [nwad174 \(2023\)](#) and references therein.
 - [13] C.W. Chu, L.Z. Deng and B. Lv, "Hole-doped cuprate high temperature superconductors", *Physica C* 514, 290 (2015).
 - [14] J. E. Hirsch, "Data manipulation and non-availability in hydride superconductivity research", [Talk presented at the APS March Meeting 2024, RR02.00005, March 8, 2024](#).
 - [15] J. E. Hirsch, "Can the public's trust in science—and scientists—be restored? ", [Talk presented at the APS March Meeting 2024, MM04.00004, March 7, 2024](#).
 - [16] E. Snider et al., "Room-temperature superconductivity in a carbonaceous sulfur hydride", *Nature* 586, 373 (2020).
 - [17] I. Troyan et al, "Observation of superconductivity in hydrogen sulfide from nuclear resonant scattering", *Science* 351, 1303 (2016).
 - [18] X. Huang et al, "High-temperature superconductivity in sulfur hydride evidenced by alternating-current magnetic susceptibility", *Nat. Sci. Rev.* 6, 713 (2019).
 - [19] F. Capitani et al, "Spectroscopic evidence of a new energy scale for superconductivity in H_3S ", *Nat. Phys.* 13, 859 (2017).
 - [20] V. Struzhkin et al, "Superconductivity in La and Y hydrides: Remaining questions to experiment and theory", *Matter and Radiation at Extremes* 5, 028201 (2020).
 - [21] A. D. Grockowiak et al., "Hot Hydride Superconductivity above 550 K", *Front. Electron. Mater.* 2, 837651 (2022).
 - [22] P. Bhattacharyya, W. Chen, X. Huang, S. Chatterjee, B. Huang, B. Kobrin, Y. Lyu, T. J. Smart, M. Block, E. Wang, Z. Wang, W. Wu, S. Hsieh, H. Ma, S. Mandyam, B. Chen, E. Davis, Z. M. Geballe, C. Zu, V. Struzhkin, R. Jeanloz, J. E. Moore, T. Cui, G. Galli, B. I. Halperin, C. R. Laumann and N. Y. Yao, "Imaging the Meissner effect in hydride superconductors using quantum sensors", *Nature* 627, 73 (2024).
 - [23] Viktor V. Struzhkin and Ho-kwang Mao, "Magnetic methods in studies of new superconducting hydrides in a diamond anvil cell", *National Science Review* 11, [nwae005 \(2024\)](#).
 - [24] Kapildeb Dolui, Lewis J. Conway, Christoph Heil, Timothy A. Strobel, Rohit P. Prasankumar, and Chris J.

- Pickard, “Feasible Route to High-Temperature Ambient-Pressure Hydride Superconductivity”, [Phys. Rev. Lett. 132, 166001 \(2024\)](#) and references therein.
- [25] J. E. Hirsch, “Superconducting materials: Judge and jury of BCS-electron-phonon theory”, [Appl. Phys. Lett. 121, 080501 \(2022\)](#).
- [26] Lilia Boeri, Richard Hennig, Peter Hirschfeld, Gianni Profeta, Antonio Sanna, Eva Zurek, Warren E Pickett, Maximilian Amsler, Ranga Dias, Mikhail I Eremets, Christoph Heil, Russell J Hemley, Hanyu Liu, Yanming Ma, Carlo Pierleoni, Aleksey N Kolmogorov, Nikita Rybin, Dmitry Novoselov, Vladimir Anisimov, Artem R Oganov, Chris J Pickard, Tiange Bi, Ryotaro Arita, Ion Errea, Camilla Pellegrini, Ryan Requist, E K U Gross, Elena Roxana Margine, Stephen R Xie, Yundi Quan, Ajinkya Hire, Laura Fanfarillo, G R Stewart, J J Hamlin, Valentin Stanev, Renato S Gonnelli, Erik Piatti, Davide Romanin, Dario Daghero and Roser Valenti “The 2021 Room-Temperature Superconductivity Roadmap”, [J. Phys.: Condens. Matter 34 183002 \(2022\)](#).
- [27] Matteo Rini “Superconductivity Experts Speak Up for Hydride Research”, [Physics 17, 184 \(2024\)](#).
- [28] B. T. Matthias, “The search for high-temperature superconductors”, [Physics Today Volume 24, Issue 8, pages 23-28 \(1971\)](#).
- [29] J. E. Hirsch, “Hole superconductivity xOr hot hydride superconductivity”, [J. Appl. Phys. 130, 181102 \(2021\)](#) and references therein.
- [30] J. E. Hirsch, “Superconductivity begins with H”, [World Scientific, Singapore, 2020](#).