

EliGen: Entity-Level Controlled Image Generation with Regional Attention

Hong Zhang^{1,2}, Zhongjie Duan³, Xingjun Wang², Yingda Chen² and Yu Zhang^{1†}

¹College of Control Science and Engineering, Zhejiang University

²ModelScope Team, Alibaba Group Inc. ³East China Normal University

{hongzhang99, zhangyu80}@zju.edu.cn, zjduan@stu.ecnu.edu.cn,
{xingjun.wxj, yingda.chen}@alibaba-inc.com



Figure 1: EliGen enables spatial and semantic control of each entity. (a) By incorporating local prompts and masks for each entity, it generates images with specific layouts and details. Unlike previous models restricted to rectangular controls, EliGen supports arbitrary-shaped masks, facilitating more creative generation. (b) Additionally, it performs image inpainting with input images. Notably, our model demonstrates robust generalization, consistently producing ideal layouts across different seeds, with detailed experiments in the Appendix.

Abstract

Recent advancements in diffusion models have sig-

[†]corresponding author

nificantly advanced text-to-image generation, yet global text prompts alone remain insufficient for achieving fine-grained control over individual entities within an image. To address this limita-

tion, we present EliGen, a novel framework for **Entity-Level controlled Image Generation**. We introduce regional attention, a mechanism for diffusion transformers that requires no additional parameters, seamlessly integrating entity prompts and arbitrary-shaped spatial masks. By contributing a high-quality dataset with fine-grained spatial and semantic entity-level annotations, we train EliGen to achieve robust and accurate entity-level manipulation, surpassing existing methods in both positional control precision and image quality. Additionally, we propose an inpainting fusion pipeline, extending EliGen’s capabilities to multi-entity image inpainting tasks. We further demonstrate EliGen’s flexibility by integrating it with community models such as IP-Adapter and MLLM, unlocking new creative possibilities. The source code, model, and dataset are published at the Project Page.

1 Introduction

Recently, diffusion models [Rombach *et al.*, 2022; Esser *et al.*, 2024; Labs, 2024] have significantly advanced text-to-image generation, enabling the creation of high-quality images through global textual descriptions. However, global text prompts alone are insufficient for precise image design control, as natural language lacks pixel-level precision, and image models often struggle to accurately model spatial relationships and object quantities [Podell *et al.*, 2024], significantly limiting their broader applicability. Consequently, integrating diverse conditions into text-to-image models has become a central research focus. For example, works like ControlNet [Zhang *et al.*, 2023] and IP-Adapter [Ye *et al.*, 2023] have introduced conditions such as depth maps, canny edges, and normal maps to influence the layout and style of generated images. Nevertheless, these conditions operate at a global image level, rather than targeting specific entities within the image. As a result, they lack the capability to provide fine-grained, entity-level control, which is essential for independently manipulating individual entities’ positions, shapes, or semantic attributes. This limitation impedes the generation of complex, highly customized images that require precise control over each entity.

In this paper, we focus on adding entity-level control for text-to-image models, a condition also known as instance-level or open-set layout control. This task allows for the input of multiple entity conditions, each including corresponding spatial and semantic controls. Previous researches [Li *et al.*, 2023; Zhou *et al.*, 2024; Wang *et al.*, 2024b; Wu *et al.*, 2024] in this area have primarily relied on UNet-based Stable Diffusion models [Podell *et al.*, 2024]. These methods typically encode entity spatial conditions in two ways: (1) representing positions via bounding boxes with Fourier encoding and auxiliary modules, or (2) mapping spatial information into attention maps to guide UNet’s cross-attention layers. However, these approaches have notable limitations. Firstly, bounding boxes restrict the model’s creativity and flexibility, as users often prefer to input arbitrary-shaped instance masks. Training with precise bounding box

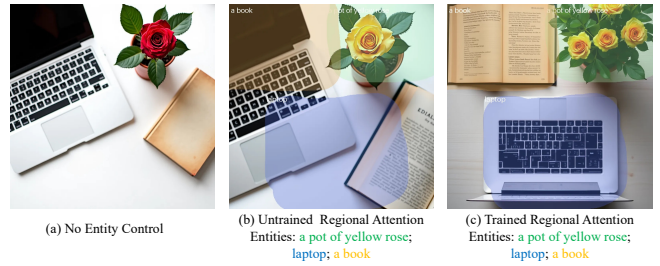


Figure 2: Entity control ability of regional attention. The global prompt is “top-down view of a desk, laptop, a pot of rose, and a book.” (a) No entity control. (b) Untrained regional attention modifies regional details but lacks layout control. (c) After training, EliGen successfully achieves control over all entities.

coordinates makes the network overly sensitive to numerical inputs, compromising the model’s robustness and leading to generated images with subpar aesthetic quality. Secondly, existing methods are UNet-based, while recent advancements in text-to-image generation have shifted to Diffusion Transformers (DiT) [Esser *et al.*, 2024; Labs, 2024]. This architectural gap makes previous designs obsolete and leaves entity-level control in DiT unexplored.

Unlike previous approaches that rely on bounding boxes, we aim to extend attention in DiT’s to achieve entity control with arbitrary-shaped spatial masks. To integrate entity controls into DiT, which accepts global prompt and latent image embeddings as inputs, we form the extended prompt sequence by combining local and global prompt embeddings. Furthermore, based on spatial conditions, we construct joint attention masks (entity-latent, inter-entity, and intra-entity). This enables regional attention for each entity through extended attention sequences and composed masks. Since local and global prompts share the same embedding space and no additional parameters are introduced, regional attention is effective even without training, as shown in Figure 2. In Figure 2b, the entity “yellow rose” successfully modifies regional details, while “laptop” and “book” show no noticeable changes, indicating that local prompts can influence generation but the train-free model lacks effective layout control abilities.

Based on the above findings, we further consider training to enhance the model’s positional control capabilities. For the entity control task, each training sample requires an image, a global prompt, local prompts, and masks. We then construct a dataset of 500k high-quality annotated training samples using Flux to generate images and Qwen2-VL [Wang *et al.*, 2024a] vision-language model to annotate global prompts and entity information. Since no additional redundant structures are introduced, we adopt LoRA for efficient fine-tuning to ensure faster convergence.

After training, our model, EliGen, acquires precise and robust entity-level control capabilities, seamlessly accepting arbitrary-shaped positional inputs, as shown in Figure 1a and 2c. Furthermore, we introduce a region-based noise fusion operation termed inpainting fusion, enabling EliGen to achieve impressive inpainting effects, as illustrated in Figure 1b. Leveraging the scalability of regional attention, EliGen can perform inpainting for multiple entities in a single

forward pass. Additionally, EliGen can seamlessly integrate with other community-developed open-source models, such as IP-Adapter [Team, 2024] and MLLM [Huang *et al.*, 2024], to achieve higher levels of creativity.

We make the following contributions:

- We propose EliGen, a novel approach that leverages fine-grained entity-level information to achieve precise and controllable text-to-image generation.
- We propose and finetune a regional attention mechanism to focus attention on specific image regions, enabling robust and precise entity-level control in EliGen.
- Extensive experiments show that EliGen excels in entity-controlled generation, while performing effectively in image inpainting and seamless integration with community models, highlighting its creative potential.
- We release a fine-grained entity-level control dataset to facilitate advanced research in entity-level controlled generation and related tasks.

2 Related Works

Text-to-Image Diffusion Models. Text-to-Image Diffusion Models [Ho *et al.*, 2020; Song *et al.*, 2021; Li *et al.*, 2024] have catalyzed the evolution of generative AI by enabling the synthesis of high-quality images from textual descriptions. Latent Diffusion Models (LDMs) [Rombach *et al.*, 2022; Podell *et al.*, 2024] have emerged as a pivotal innovation, operating in a compressed latent space rather than directly in pixel space, which significantly reduces computational costs while preserving synthesis quality. These models primarily incorporate text conditions through the cross attention module within the UNet architecture. The Diffusion Transformer (DiT) [Peebles and Xie, 2022] represents the first diffusion model to utilize a Transformer, integrating conditions into image latents via adaptive LayerNorm. SD3 [Esser *et al.*, 2024] and Flux [Li *et al.*, 2024] are the state-of-the-art models that adopt the DiT, enhancing image generation by concatenating text and latent image modalities and performing joint attention, thereby fully leveraging the semantic information of text to produce images of higher quality and finer detail. Despite the impressive capabilities of these models, generating images solely from text remains constrained. The community has been actively exploring methods to introduce additional conditions [Zhang *et al.*, 2023; Mou *et al.*, 2023; Ye *et al.*, 2023], with entity-level control being one such sophisticated condition.

Entity-Level Controlled Generation. To equip foundational models with fine-grained control capabilities, researchers initially explored train-free methods such as diffusion fusion [Bar-Tal *et al.*, 2023] and cross attention guidance [Ma *et al.*, 2024]. However, these approaches often produced unstable results and faced significant issues with entity omission. To tackle these challenges, researchers introduced additional modules to encode spatial information for each entity using bounding boxes and conducted task-specific supplementary training. GLIGEN [Li *et al.*, 2023] was the first entity control model to undergo training, integrating an additional gated attention module and encoding bounding box

values through Fourier embedding. Subsequently, IFAdapter [Wu *et al.*, 2024] and MIGC [Zhou *et al.*, 2024] introduced new components: the instance feature adapter and the shading aggregation controller, respectively. They also mapped spatial information onto attention maps to guide cross attention processes. InstanceDiffusion [Wang *et al.*, 2024b] further refined the representation of spatial information for entities by categorizing it from coarse to fine, designing unique tokenizers for each category. While these training-based methods primarily focus on designing complex structures to encode spatial information, this paper shifts the focus to designing and training regional attention mechanisms without extra parameters. These mechanisms directly incorporate spatial information by controlling the regions where entity semantics exert influence.

3 Approach

3.1 Preliminaries

Problem Definition Entity-level controlled image generation aims at generating images based on both global and entity-level conditions. The diffusion model should ensure not only the accuracy of attributes and positions of each entity but also the overall harmony and quality of the image. The conditional inputs include a global text prompt p and L entity-level conditions. Each entity is composed of a local text prompt p_i and spatial localization l_i , denoted as:

$$\text{Condition} : y = [p, (e_1, \dots, e_L)] \quad (1)$$

$$\text{Entity} : e_i = [p_i, l_i] \quad (2)$$

Here, we adopt the entity mask m_i as a general representation for spatial localization, which is a more refined and flexible representation compared to the bounding box $b_i = \{x_1, y_1, x_2, y_2\}$.

Motivation The core challenge lies in accurately encoding the local prompt p_i and spatial localization l_i of each entity and integrating them into the diffusion model. For p_i , this can be addressed similarly to the global prompt by extracting text embedding with a T5 text encoder [Raffel *et al.*, 2020]. However, for l_i , prior methods often relied on hard-coding approaches to acquire numerical embedding, such as encoding bounding box coordinates via Fourier embedding or directly using mask images. Such hard-coded methods are suboptimal for the following reasons: **(1) Rectangular Control Limitation:** Encoding with bounding boxes restricts the model to rectangular control conditions, thereby losing the ability to handle arbitrary shapes, as illustrated in Figure 1a. **(2) Sensitivity to Spatial Shapes:** Hard-coded numerical values of bounding boxes or masks makes the model sensitive to the coordinates and shapes of entities, which reduces the model’s generalizability. **(3) Additional Structural Requirements:** Hard-coded approaches necessitate the design of extra structures to input localization embeddings.

We utilize a soft-coding scheme to encode l_i . Instead of using numerical spatial inputs, we interpret it as the region where local prompts p_i exert their influence. Initially, we design a regional attention mechanism for DiT to handle each entity condition e_i . While untrained local prompts can

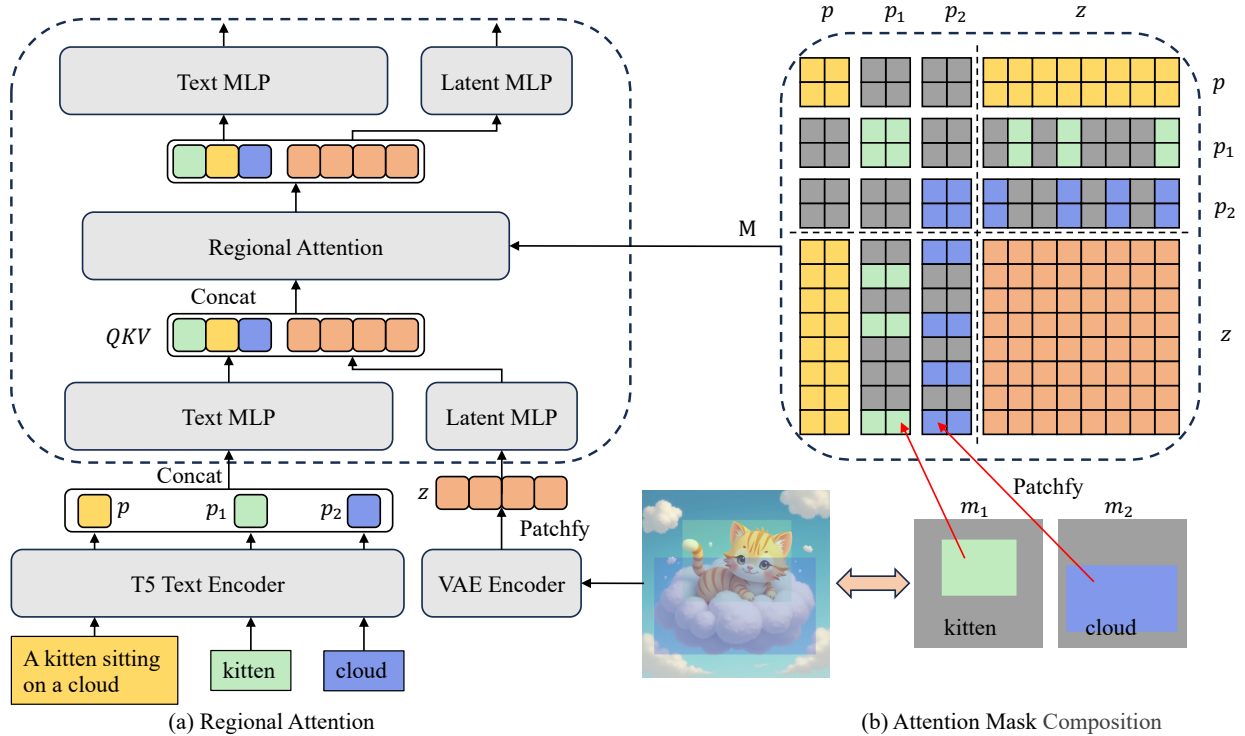


Figure 3: The regional attention mechanism within the double-stream transformer block of DiT. The global prompt is “A kitten sitting on a cloud”, and local entities are “kitten” and “cloud”. (a) The global and local prompts are encoded and then concatenated with the latent embeddings z to form the sequence that requires attention. (b) The mask for regional attention is constructed from multiple components, each defining the specific region for which each sequence token should perform attention. In the composed mask M , all colored regions indicate 1, and gray areas indicate 0.

semantically modify regions through regional attention, the model lacks the ability to precisely control layouts. To address this, we construct a dataset with entity annotations and finetune the model, significantly activating its ability to control layouts effectively.

3.2 Regional Attention

This work seeks to extend the attention mechanism to achieve refined control over multiple entities. We adopt the state-of-the-art DiT-based Flux [Labs, 2024] model as our baseline, while ensuring that the proposed regional attention mechanism can be easily applied to other text-to-image models. The core operation of DiT involves performing joint attention on the text and latent embedding. Given a text embedding p with n_p tokens encoded by the T5 text encoder and a latent embedding z with n_z tokens obtained from a noisy latent image through the patchify operation, DiT concatenates them as a single sequence and do Self-Attention jointly:

$$[z, p] = \text{Attention}([z, p]; m) \quad (3)$$

In Eq. 3, m represents the attention mask, which controls the visibility of tokens in the attention operation. In origin Flux DiT, m is an $N \times N$ dimensional tensor filled with zeros, where $N = n_p + n_z$, indicating that all tokens are mutually visible to each other.

The core mechanism of regional attention is illustrated in Figure 3. The illustration is based on the double-stream

Transformer block. For the single-stream variant, the overall structure remains the same as the double-stream, except that the Text MLP and Latent MLP share weights. We explain this using an example involving $k = 2$ entities. Firstly, as both the global prompt p and the local prompt p_i of entity e_i are text, we use the T5 text encoder to extract their embeddings, with each prompt consisting of n_p tokens. Subsequently, we concatenate them and use a Text MLP to obtain the attention input corresponding to the prompts, which is:

$$H_p = W_{\text{Text}}([p; p_1; p_2]) + B_{\text{Text}} \quad (4)$$

where H denotes the concatenation of attention inputs:

$$H_p = [Q_p; K_p; V_p] \quad (5)$$

For the image branch, we use a VAE encoder to extract the latent embeddings, which are then patchified. These embeddings are mapped using a Latent MLP and concatenated with the prompt branch, i.e.,

$$H = [H_p; H_z] \quad (6)$$

$$H_z = W_{\text{Latent}}(z) + B_{\text{Latent}} \quad (7)$$

Next, the core computation of regional attention is:

$$\text{Attn} = \text{Attention}(H; M) \quad (8)$$

Here, we construct the binary mask M to specify the regions that each token should attend to during attention, as shown

in Figure 3b, which primarily includes four categories of regions. For consistency, we treat the global prompt as a global “entity”, with its entity mask being 1 for the entire image.

Entity-Latent: The latent embedding z is derived by patchifying the latent image, where each token corresponds to a specific spatial patch within the image. Leveraging this spatial correspondence, we apply the same patchify operation to transform the entity mask m_i into a vector that matches the length and positional alignment of z in Eq. 9. By applying this vector to each token of the local prompt p_i (comprising n_p tokens in total), we can constrain p_i to attend exclusively to the designated regions of z .

$$M(p_i, z) = M(z, p_i) = \text{patchify}(m_i) \quad (9)$$

Inter-Entity: In baseline DiT, there was only the one entity with global prompt p . After introducing local prompts, each entity should not be visible to others to avoid semantic information leakage between entities, i.e.,

$$M(p_i, p_j) = M(p_j, p_i) = 0 \quad \text{if } i \neq j \quad (10)$$

Intra-Entity: Since we have adopted joint attention, the prompt embedding p_i should also incorporate its own information during attentional updates, i.e.,

$$M(p_i, p_i) = 1 \quad (11)$$

Latent-Latent: Similar to prompt embedding, the latent embedding z should also be visible to itself, i.e.,

$$M(z, z) = 1 \quad (12)$$

After constructing the above regions, we need to concatenate them together to form a $N_r \times N_r$ composed attention map M as Figure 3b, where $N_r = (k + 1) * n_p + n_z$. With M , the regional attention mechanism defined in Eq. 10 can be expressed in detail as:

$$\text{Attn} = \text{Softmax} \left(\frac{QK^T}{\sqrt{d}} + \log(M) \right) V \quad (13)$$

Compared to the baseline, the p_i we introduce shares the same data distribution as p . Consequently, the model with regional attention can generate harmonious images without training. However, training is still essential to acquire the ability to control layout. To this end, we contribute a dedicated entity control dataset.

3.3 Dataset with Entity Annotation

For the entity control task, each training sample should consist of an image, a global prompt, and multiple entity annotations. Regarding the image source, prior works typically use open-source datasets like Laion [LAION, 2022] for images, but we observe that Laion’s image distribution differs significantly from images generated by base model, leading to stylistic inconsistencies. Using Laion for training would distort the model distribution and degrade image quality (see Appendix), as the model would need to fit this mismatch. Therefore, we choose to directly use images generated by our baseline model, Flux, to avoid such distribution discrepancies.

The dataset generation pipeline is illustrated in Figure 4. Starting with DiffusionDB, we randomly select a caption and

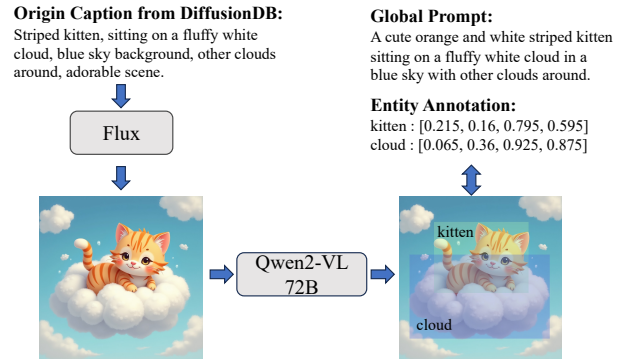


Figure 4: The dataset generation and annotation pipeline.

use the Flux model to generate the source image. Then, we employ Multimodal Large Language Model (MLLM) [Wang *et al.*, 2024a] to re-caption the image, forming the global prompt. Unlike previous methods relying on Grounding DINO [Liu *et al.*, 2023], we directly use Qwen2-VL 72B, which possesses the most powerful grounding capabilities across all MLLMs, to randomly select entities in the image and annotate their local prompts and localization (via bounding boxes). This ensures consistency between local and global prompts. Since our regional attention employs soft-coded spatial localization, training with rectangular masks is sufficient to enable the model to generalize to arbitrary-shaped masks.

3.4 Implementation Details

Our model does not introduce any additional parameters. To achieve faster convergence and better alignment with the community, we utilize the LoRA (Low-Rank Adaptation) [Hu *et al.*, 2021] method for fine-tuning. The LoRA weights are applied to the linear layers of each block in DiT, including the projection layers before and after Attention, as well as the linear layers within Adaptive Layer Norm. The LoRA Rank is set to 64. The model is trained with a batch size of 64 for 20K steps using the AdamW optimizer and a learning rate of 0.0001. To minimize memory usage, we employ the DeepSpeed [Rasley *et al.*, 2020] training strategy with a bfloat16 precision. The model is trained with the standard generation loss of rectified flow [Esser *et al.*, 2024]. During inference, we utilize the Euler scheduler [Karras *et al.*, 2022] with 50 sampling steps and set the classifier-free guidance (CFG) scale to 3. Additionally, the embedded guidance within Flux is configured to 3.5.

4 Application

4.1 Entity-Level Controlled Generation

We assess our model’s generalization in the entity control task by evaluating it under two masked input scenarios and comparing it with prior works including Instance Diffusion [Wang *et al.*, 2024b], GLIGEN [Li *et al.*, 2023], MIGC [Zhou *et al.*, 2024], and Multi-Diffusion [Bar-Tal *et al.*, 2023].

Rectangular Masks as Input In this scenario, entities are localized using bounding boxes. Our model converts bound-

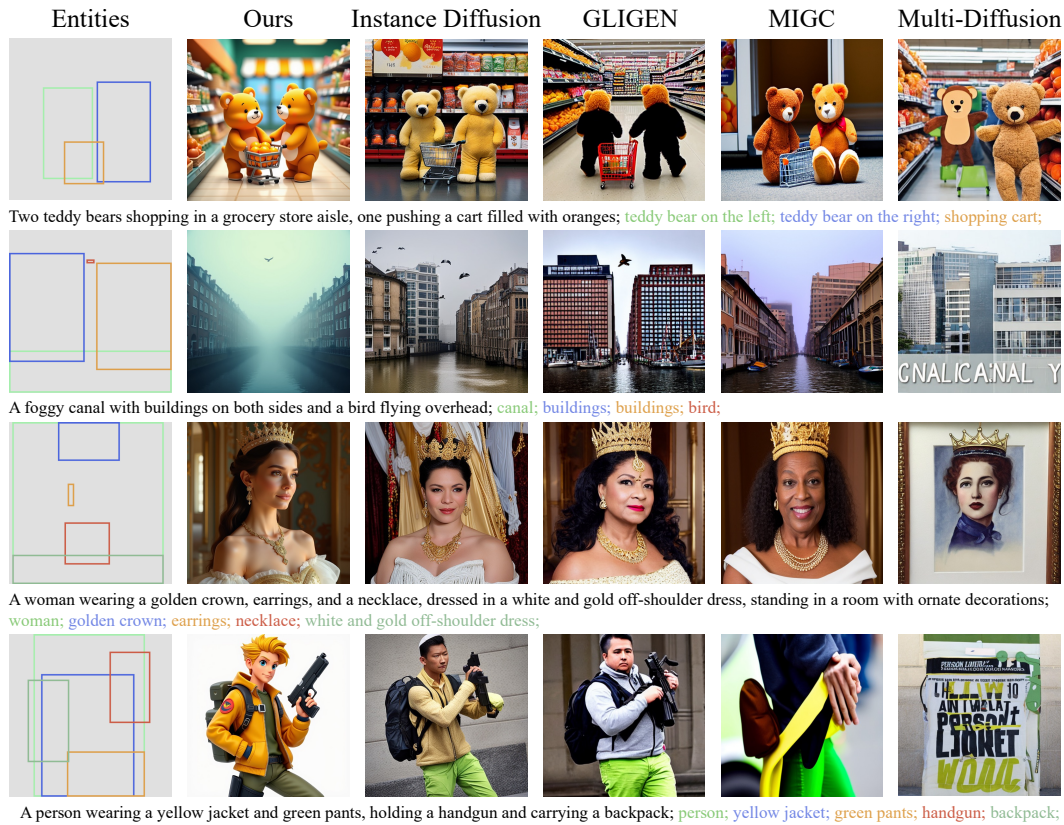


Figure 5: Qualitative results conditioned on multiple rectangular-shaped entities. Test case combinations evolve from simple to complex, with the final two rows illustrating enhanced graph quality and coherence of our model in the presence of entity coupling.



Figure 6: Qualitative results conditioned on arbitrary-shape entities.

ing boxes to masks for input, while others utilize bounding box coordinates. The qualitative results are shown in Figure 5, where our model demonstrates superior performance in image quality, coherence and entity accuracy. In the first two rows, simple tasks with distinct entities are handled by most methods except Multi-Diffusion. The last two rows highlight complex layouts where entities are intricately coupled. While other models struggle to maintain accuracy and coherence, even MIGC and Multi-Diffusion falter in the final example, our model consistently delivers high-quality, coherent

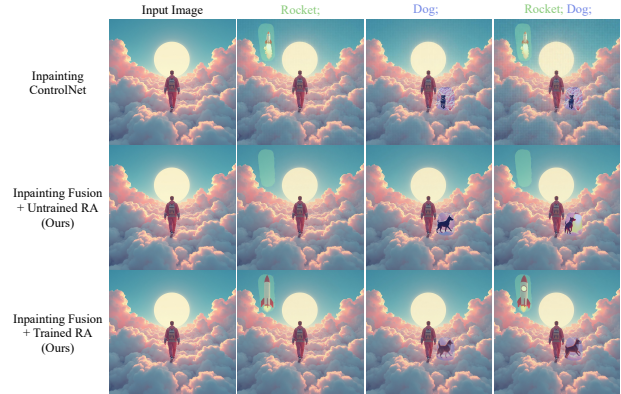


Figure 7: Qualitative comparison on image inpainting. Global prompt for all methods are generated by MLLM. For multi-entity inpainting with ControlNet, the result is achieved through multiple sequential forward passes.

ent images.

Arbitrary Masks as Input Prior to this work, Instance Diffusion was the sole approach capable of handling arbitrary-shaped masks as input, prompting us to conduct a comparative evaluation, as illustrated in Figure 6. Instance Diffusion exhibited poor image quality when relying solely on the

mask, so we augmented it with the mask’s minimal bounding box as additional input. The results clearly show that our model outperforms Instance Diffusion in image quality, positional accuracy, and attribute fidelity. Instance Diffusion struggles with position control for masks that significantly deviate from rectangular shapes, such as “Chinese dragon” and “Great Wall”. In contrast, our model, without hardcoded positions, consistently delivers excellent results.

4.2 Image Inpainting

Image inpainting targets rendering desired content at specified image locations. While encoding the input image as the initial latent for the EliGen model is intuitive, it often disrupts non-inpainting regions. Thus, we propose the inpainting fusion pipeline to preserve these areas while enabling precise, entity-level modifications over inpainting regions.

Given image I , we first encode it as embedding z_{init} with a VAE encoder. Then, for each denoising step t , we compute the desired noise of inpainting foreground Nf_t and background Nb_t as follows.

$$Nf_t = \text{DiT}(z_t; p; p_1, \dots, p_n; m_1, \dots, m_n) \quad (14)$$

$$Nb_t = (z_t - z_{init})/\sigma_t \quad (15)$$

where m_i is the inpainting mask of the i_{th} entity, z_t denotes the latent embedding needed denoising and σ_t is a hyperparameter controlling the noise strength. Then, the noise is calculate by fusion the foreground of Nf_t and the background of Nb_t .

$$Npos_t = Nf_t \cdot \cup m_i + Nb_t \cdot (1 - \cup m_i) \quad (16)$$

To enabling classifier-free guidance, we further compute the negative noise $Nneg_t$ and the final noise N_t as follows with a cfg scale cfg :

$$Nneg_t = \text{DiT}(p_{neg}) \quad (17)$$

$$N_t = Nneg_t + cfg \cdot (Npos_t - Nneg_t) \quad (18)$$

Finally, using z_t and N_t , we can obtain the denoised embedding z_{t-1} with the diffusion scheduler:

$$z_{t-1} = z_t + N_t \cdot (\sigma_{t-1} - \sigma_t) \quad (19)$$

We compare our method with Flux-ControlNet [Creative, 2024] in Figure 7. As is shown in the figure, inpainting fusion ensures background invariance (row 2), and training regional attention further enables EliGen to render desired objects in the inpainting region (row 3). Compared to Flux-ControlNet (row 1), our model excels at: (1) preserving non-inpainting areas without quality loss, (2) enabling precise control over entity position and shape for harmonious blending, and (3) supporting multi-entity inpainting in a single forward pass.

4.3 Potential Creative Extension

EliGen holds boundless creative potential, and here we demonstrate its capabilities when integrated with IP-Adapter and MLLM.



Figure 8: Styled entity control with IP-Adapter and our EliGen.

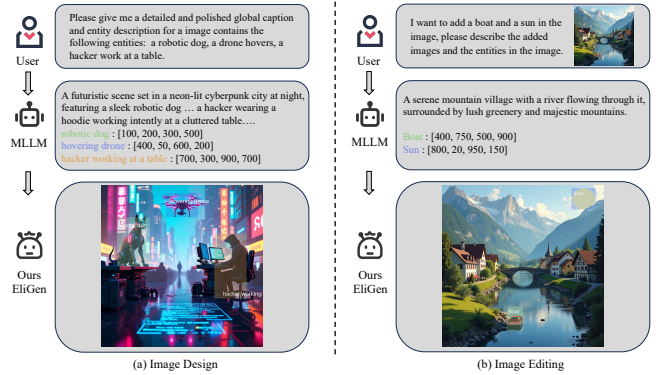


Figure 9: Dialogue based image design and editing with MLLM and our EliGen.

Styled Entity Control with IP-Adapter IP-Adapter [Team, 2024] enables the generation of target images based on the style of a reference image. When combined with EliGen, it allows us to accomplish the styled entity control task. Figure 8 illustrates some examples along with their generated variants. By inputting multiple entity details alongside a reference image, we achieve precise control over both the characters and the environmental style of the target image.

Interactive Image Generation and Editing with MLLM The MLLM is capable of interpreting user-provided images and textual content to engage in dialogue. As a result, we can achieve interactive image design and editing by leveraging the integration of MLLM and EliGen. Specifically, grounding-enabled MLLMs such as Qwen2-VL can be utilized to determine entity locations based on textual descriptions, enabling the generation of images solely through text using EliGen. Furthermore, the MLLM can be employed to comprehend images and design entity information in accordance with specific image editing requirements, thereby facilitating precise image editing in conjunction with EliGen. The qualitative results are shown in Figure 9.

5 Conclusion and Future works

To achieve image generation with entity controls, we propose regional attention into the DiT architecture to effectively integrate entity prompts and their locations. Furthermore, we construct a dataset with fine-grained entity information and finetune the regional attention mechanism, developing the EliGen model. EliGen demonstrates high generalization in

entity-level controlled image generation, delivering superior image quality compared to existing models. We further propose an inpainting fusion pipeline, extending EliGen’s functionality to image inpainting tasks. Moreover, by integrating EliGen with community models such as IP-Adapter and MLLM, we demonstrate its potential for creative applications, broadening its scope and versatility.

EliGen opens promising avenues for future research. We will further explore the integration of additional control modalities, such as depth and canny maps, to improve synthesis precision. Advanced generation paradigms, including grouped diffusion via in-context LoRA and style-specific LoRA models, will be investigated to enhance output diversity. Its unique ability to utilize arbitrary-shaped masks for high-quality generation positions it as a powerful tool for large-scale, customized data synthesis, with potential applications in synthetic datasets, virtual reality, and beyond. Collaborative, community-driven innovation will further unlock its potential for both creative and practical applications.

References

- [Bar-Tal *et al.*, 2023] Omer Bar-Tal, Lior Yariv, Yaron Lipman, and Tali Dekel. Multidiffusion: Fusing diffusion paths for controlled image generation. 2023.
- [Creative, 2024] Alimama Creative. Flux-controlnet-inpainting. <https://github.com/alimama-creative/FLUX-Controlnet-Inpainting.git>, 2024.
- [Esser *et al.*, 2024] Patrick Esser, Sumith Kulal, Andreas Blattmann, Rahim Entezari, Jonas Müller, Harry Saini, Yam Levi, Dominik Lorenz, Axel Sauer, Frederic Boesel, et al. Scaling rectified flow transformers for high-resolution image synthesis. *arXiv preprint arXiv:2403.03206*, 2024.
- [Ho *et al.*, 2020] Jonathan Ho, Ajay Jain, and Pieter Abbeel. Denoising diffusion probabilistic models. In H. Larochelle, M. Ranzato, R. Hadsell, M.F. Balcan, and H. Lin, editors, *Advances in Neural Information Processing Systems*, volume 33, pages 6840–6851. Curran Associates, Inc., 2020.
- [Hu *et al.*, 2021] Edward J Hu, Yelong Shen, Phillip Wallis, Zeyuan Allen-Zhu, Yuanzhi Li, Shean Wang, Lu Wang, and Weizhu Chen. Lora: Low-rank adaptation of large language models. *arXiv preprint arXiv:2106.09685*, 2021.
- [Huang *et al.*, 2024] Lianghua Huang, Wei Wang, Zhi-Fan Wu, Yupeng Shi, Huanzhang Dou, Chen Liang, Yutong Feng, Yu Liu, and Jingren Zhou. In-context lora for diffusion transformers. *arXiv preprint arXiv:2410.23775*, 2024.
- [Karras *et al.*, 2022] Tero Karras, Miika Aittala, Timo Aila, and Samuli Laine. Elucidating the design space of diffusion-based generative models. *Advances in neural information processing systems*, 35:26565–26577, 2022.
- [Labs, 2024] Black Forest Labs. Flux. <https://blackforestlabs.ai/announcing-black-forest-labs>, 2024.
- [LAION, 2022] LAION. Laion-aesthetics v2. <https://github.com/christophschuhmann/improved-aesthetic-predictor>, 2022.
- [Li *et al.*, 2023] Yuheng Li, Haotian Liu, Qingyang Wu, Fangzhou Mu, Jianwei Yang, Jianfeng Gao, Chunyuan Li, and Yong Jae Lee. Gligen: Open-set grounded text-to-image generation. In *CVPR*, 2023.
- [Li *et al.*, 2024] Zhimin Li, Jianwei Zhang, Qin Lin, Jiangfeng Xiong, Yanxin Long, Xincheng Deng, Yingfang Zhang, Xingchao Liu, Minbin Huang, Zedong Xiao, et al. Hunyuan-dit: A powerful multi-resolution diffusion transformer with fine-grained chinese understanding. *arXiv e-prints*, 2024.
- [Liu *et al.*, 2023] Shilong Liu, Zhaoyang Zeng, Tianhe Ren, Feng Li, Hao Zhang, Jie Yang, Qing Jiang, Chunyuan Li, Jianwei Yang, Hang Su, et al. Grounding dino: Marrying dino with grounded pre-training for open-set object detection. *arXiv preprint arXiv:2303.05499*, 2023.
- [Ma *et al.*, 2024] Wan-Duo Kurt Ma, Avisek Lahiri, John P Lewis, Thomas Leung, and W Bastiaan Kleijn. Directed diffusion: Direct control of object placement through attention guidance. In *Proceedings of the AAAI Conference on Artificial Intelligence*, volume 38, pages 4098–4106, 2024.
- [Mou *et al.*, 2023] Chong Mou, Xintao Wang, Liangbin Xie, Yanze Wu, Jian Zhang, Zhongang Qi, Ying Shan, and Xiaohu Qie. T2i-adapter: Learning adapters to dig out more controllable ability for text-to-image diffusion models. *arXiv preprint arXiv:2302.08453*, 2023.
- [Peebles and Xie, 2022] William Peebles and Saining Xie. Scalable diffusion models with transformers. *arXiv preprint arXiv:2212.09748*, 2022.
- [Podell *et al.*, 2024] Dustin Podell, Zion English, Kyle Lacey, Andreas Blattmann, Tim Dockhorn, Jonas Müller, Joe Penna, and Robin Rombach. Sdxl: Improving latent diffusion models for high-resolution image synthesis. In *ICLR*, 2024.
- [Raffel *et al.*, 2020] Colin Raffel, Noam Shazeer, Adam Roberts, Katherine Lee, Sharan Narang, Michael Matena, Yanqi Zhou, Wei Li, and Peter J Liu. Exploring the limits of transfer learning with a unified text-to-text transformer. *Journal of machine learning research*, 21(140):1–67, 2020.
- [Rasley *et al.*, 2020] Jeff Rasley, Samyam Rajbhandari, Olatunji Ruwase, and Yuxiong He. Deepspeed: System optimizations enable training deep learning models with over 100 billion parameters. In *Proceedings of the 26th ACM SIGKDD International Conference on Knowledge Discovery & Data Mining*, pages 3505–3506, 2020.
- [Rombach *et al.*, 2022] Robin Rombach, Andreas Blattmann, Dominik Lorenz, Patrick Esser, and Björn Ommer. High-resolution image synthesis with latent diffusion models. In *CVPR*, 2022.
- [Song *et al.*, 2021] Jiaming Song, Chenlin Meng, and Stefano Ermon. Denoising diffusion implicit models. *ArXiv*, abs/2010.02502, 2021.

- [Team, 2024] InstantX Team. Instantx flux.1-dev ip-adapter page, 2024.
- [Wang *et al.*, 2024a] Peng Wang, Shuai Bai, Sinan Tan, Shijie Wang, Zhihao Fan, Jinze Bai, Keqin Chen, Xuejing Liu, Jialin Wang, Wenbin Ge, et al. Qwen2-vl: Enhancing vision-language model’s perception of the world at any resolution. *arXiv preprint arXiv:2409.12191*, 2024.
- [Wang *et al.*, 2024b] Xudong Wang, Trevor Darrell, Sai Saketh Rambhatla, Rohit Girdhar, and Ishan Misra. Instancediffusion: Instance-level control for image generation. In *CVPR*, 2024.
- [Wu *et al.*, 2024] Yinwei Wu, Xianpan Zhou, Bing Ma, Xuefeng Su, Kai Ma, and Xinchao Wang. Ifadapter: Instance feature control for grounded text-to-image generation. *arXiv preprint arXiv:2409.08240*, 2024.
- [Ye *et al.*, 2023] Hu Ye, Jun Zhang, Sibao Liu, Xiao Han, and Wei Yang. Ip-adapter: Text compatible image prompt adapter for text-to-image diffusion models. *arXiv preprint arXiv:2308.06721*, 2023.
- [Zhang *et al.*, 2023] Lvmin Zhang, Anyi Rao, and Maneesh Agrawala. Adding conditional control to text-to-image diffusion models. In *ICCV*, 2023.
- [Zhou *et al.*, 2024] Dewei Zhou, You Li, Fan Ma, Xiaoting Zhang, and Yi Yang. Migc: Multi-instance generation controller for text-to-image synthesis. In *CVPR*, 2024.