

Fine-Grained Video-Text Retrieval: A New Benchmark and Method

Yifan Xu¹, Xinhao Li^{1,2}, Yichun Yang¹, Rui Huang¹, Limin Wang^{1,2}

¹State Key Laboratory for Novel Software Technology, Nanjing University

²Shanghai AI Laboratory



Traditional Coarse-Fine Caption

Cheese is being sliced.



GPT-4o Generated Caption

The video is a sequence of frames showcasing various stationary objects placed on a flat surface. The frame composition remains largely consistent throughout the video, featuring a white water bottle equipped with a black cap and a carabiner, a fork laid on a purple cloth, a knit green object, a floral-patterned fabric, and a blue mobile phone in a case. The background displays a wall with noticeable peeling paint, indicating slight wear and tear. At one point, the camera captures an angled view of a ceiling or light-colored horizontal surface before returning to the original scene. The video concludes focusing back on the stationary objects. The transitions are smooth with minimal movement, maintaining a stable frame structure except for brief diversions.

● Coarse-grained Description ● Uncertain Description ● Wrong Description



FIBER Caption

● **Summary** This video showcases the sparring process between two individuals using samurai swords.

● **Spatial Description** The person on the left is dressed in black attire, wearing a protective helmet and gloves, gripping the samurai sword in his right hand, and sporting black and red boots. The individual on the right has a similar outfit, but his boots are black and white. The setting is indoors, featuring a black floor and light beige walls. One side of the wall has a wooden door, while the other side displays hooks adorned with various styles of swords and other equipment. A few spectators can also be seen around the venue.

● **Temporal Description** During their exchange, the left-side contestant takes the initiative to attack, using his sword to deflect the right-side contestant's blade from below, then swiftly transitioning to a defensive block. After successfully parrying, he attempts to strike at the chest area of the right-side contestant. The video then shifts from a first-person perspective to a third-person view, reenacting the aforementioned actions. It transitions back to the first-person perspective for the second attack, where the swords clash back and forth several times. The right-side contestant then moves forward for a strike, but the left-side contestant dodges, elegantly sliding his sword from right to left across the chest of the right-side contestant, although he misses the hit. The video alternates between first-person and third-person perspectives, vividly illustrating the viewpoints of both the contestants during their sparring and the spectators watching the action unfold.

● **Misc (Filming Style etc.)** Overall, the entire video can be divided into four segments, effectively showcasing the dynamic nature of their practice sessions.

Figure 1. An illustration of FIBER. The caption in the upper left corner is from MSRVTT. It only contains short-text coarse descriptions. The annotation located in the lower left corner is generated by GPT-4o sourced from ShareGPT-4o. It has some coarse-grained, uncertain and wrong descriptions. The fine-grained caption on the right is selected from FIBER and is created by our human annotator following the pipeline. The green sentences are fine-grained descriptions and the brown words show the temporal sequences in the video.

Abstract

The ability of perceiving fine-grained spatial and temporal information is crucial for video-language retrieval. However, the existing video retrieval benchmarks, such as MSRVTT and MSVD, fail to efficiently evaluate the fine-

grained retrieval ability of video-language models (VLMs) due to a lack of detailed annotations. To address this problem, we present FIBER, a FINE-grained BENCHMARK for text to video Retrieval, containing 1,000 videos sourced from the FineAction dataset. Uniquely, our FIBER benchmark provides detailed human-annotated spatial annotations and

temporal annotations for each video, making it possible to independently evaluate the spatial and temporal bias of VLMs on video retrieval task. Besides, we employ a text embedding method to unlock the capability of fine-grained video-language understanding of Multimodal Large Language Models (MLLMs). Surprisingly, the experiment results show that our Video Large Language Encoder (VLE) performs comparably to CLIP-based models on traditional benchmarks and has a stronger capability of fine-grained representation with lower spatial-temporal bias. Project page: <https://fiber-bench.github.io>.

1. Introduction

Video retrieval [17–20, 24, 26, 27] has been a popular topic in video understanding for many years. It aims at finding the most relevant video or text based on the text or video query. However, with rapid development on video retrieval, traditional approaches [19, 27] based on short-text and coarse-grained queries start struggling to differentiate between similar scenes and actions, where small variations are critical for accurate video retrieval. For instance, in Figure 2, VLMs mistakenly confuse two videos from MSRVT [22] about a boy playing the guitar due to the brief video descriptions; if the descriptions are more detailed, as is the case in our fine-grained benchmark for video retrieval (FIBER), then VLMs can easily distinguish between videos. To address such issues, fine-grained video retrieval becomes significant. Fine-grained retrieval tasks employ lengthy and detailed video captions, as opposed to the brief and coarse-grained text typically used in traditional approaches. It has several distinct characteristics:

- **Longer Captions** In traditional retrieval, captions are short, offering only a general video description. However, such short captions fail to capture details and often miss key yet subtle aspects of scenes and actions. This limitation makes it challenging for models to differentiate between similar videos. Consequently, fine-grained retrieval usually requires longer captions to contain enough details. Given that many models have the 77-token context length limit inherited from CLIP [19], fine-grained retrieval presents a big challenge for certain models.

- **More Detailed Descriptions**

Coarse-grained captions often fail to provide comprehensive video descriptions. This brevity hampers the ability of Vision-Language Models (VLMs) to effectively differentiate between similar videos based on their captions. To solve this problem, fine-grained retrieval needs detailed captions that describe not only the objects, people, and actions but also additional elements such as camera movements and video styles. Besides, unlike static images, videos consist of frame sequences that convey vital spatial and temporal information. Subtle changes in ac-

tions are also crucial for retrieving video clips from similar scenes.

Recently, with great success of CLIP [19], a series of visual-text contrastive learning-based methods [12, 17, 18, 20, 27] perform really well on traditional coarse-grained video retrieval. Then, a critical question arises: *can these models capture fine-grained details in both video and text?*

Despite its importance, many retrieval benchmarks fail to assess the fine-grained retrieval ability of VLMs. First, benchmarks like MSRVT [22] rely on brief short captions. As shown in Figure 1, the MSRVT caption in the upper-left corner overlooks key details, such as the contents of the kitchen and the attire of the man. Second, although some studies like Long-CLIP [24] have explored long-text retrieval, they tend to use captions annotated by Large Language Models (LLMs). The absence of high-quality descriptions can lead to significant issues. For example, as shown in Figure 1, GPT-4o erroneously identifies the slipper beneath the phone as a phone case and describes the camera’s violent shaking as “minimal movement.”

To address this problem, we present FIBER, a **F**ine-grained **B**enchmark for text to video **R**etrieval. It contains 1000 videos from FineAction, with human-annotated high-quality captions. Unlike image-based tasks, video retrieval requires models not only to understand the static scenes of videos but also to grasp dynamic actions. With this in mind, we employ a hierarchical annotation scheme for our benchmark. Each annotation covers four aspects: an overall summary, static scene descriptions, dynamic action descriptions, and misc descriptions including filming style, camera movement, etc. Furthermore, to evaluate models’ spatial-temporal bias, we introduce temporally and spatially separated annotations. By examining the imbalance of a model’s spatial and temporal retrieval performance, we can directly evaluate the bias of VLMs.



Besides, with the rise of multimodal large language models (MLLMs), increasing evidence [10] shows that these models are also capable of representation, extending their potential beyond interactions with users. Following E5-V [10], we propose Video Large Language Encoder (VLE) by training video MLLMs with text embedding methods [9, 14], enabling MLLMs to encode videos and texts. Remarkably, with the help of FIBER, we find that the fine-grained video retrieval performance of VLEs surpasses that of many CLIP-based models.

In summary, our contribution can be concluded as:

1. We introduce FIBER, a fine-grained benchmark for video-text retrieval comprising 1,000 videos sourced from FineAction human-annotated long-text descriptions that provide fine-grained video details.
2. We propose hierarchical annotations for FIBER. Each annotation includes four aspects, ensuring that each annotation contains enough details. It challenges models

Traditional Video Retrieval Benchmark (MSRVTT)

😞 Coarse-grained captions confuse models!

Similar Videos	Coarse-grained Video Captions	GT	Similarity
	a man is sitting and playing guitar	✓	0.4746
	guy in tshirt playing guitar and singing song	✗	0.5273
	a man is sitting and playing guitar	✗	0.4570
	guy in tshirt playing guitar and singing song	✓	0.4766

Fine-grained Video Retrieval Benchmark (FIBER)

😊 Fine-grained captions enable models to correctly and easily distinguish videos!



Similar Videos	Fine-grained Video Captions	GT	Similarity
	This video features a person cutting tomatoes – there is a yellowish-brown cutting board with several sliced tomatoes – She first makes a strong cut – After a few cuts, she gathers the sliced tomatoes together –	✓	0.7344
	This video showcases the complete process of a person slicing tomatoes–He stands in front of a marble countertop–The video captures the action from a third-person perspective, zooming in on the tomato –	✗	0.6445
	This video features a person cutting tomatoes – there is a yellowish-brown cutting board with several sliced tomatoes – She first makes a strong cut – After a few cuts, she gathers the sliced tomatoes together –	✗	0.6289
	This video showcases the complete process of a person slicing tomatoes–He stands in front of a marble countertop–The video captures the action from a third-person perspective, zooming in on the tomato –	✓	0.7891

Figure 2. Comparison between coarse-grained retrieval and fine-grained retrieval. Coarse-grained captions may confuse models due to lack of details while fine-grained captions can provide enough information to help model correctly and easily distinguish similar videos.

to have an in-depth understanding of video content.

3. We separate the annotations spatially and temporally, enabling us to independently test the temporal and spatial retrieval results of VLMs. The imbalance of the performance serves as an indicator of spatial-temporal biases.
4. We apply text embedding methods, namely AngIE [14] and PromptEOL [9], to video MLLMs and find that the video MLLM embedding models, which we call Video Large Language Encoder (VLLE), perform comparably to CLIP-based models on traditional benchmarks and have stronger capability of fine-grained representation with small spatial-temporal bias.

2. Related Work

2.1. Text-Video Retrieval

Contrastive learning has gained significant attention due to its ability to learn representations in a self-supervised manner. CLIP [19], as a pioneering work on visual-language contrastive learning, leverages a dual-encoder architecture capable of mapping both images and texts into an embedding space. Recent works [7, 12, 17, 18, 20, 24] have built upon CLIP to further enhance its capability. But these methods are based on short-caption training and limited by the 77-token context length inherited from CLIP, making models difficult to understand long captions [26]. To address this problem, Long-CLIP [24] trains CLIP on a context length of 248 to enable CLIP to handle long captions. But the long captions of the benchmark used by Long-CLIP [24] are generated by LLMs, which may contain coarse-grained, uncertain and wrong descriptions. Consequently, in this pa-

per, we work upon Long-CLIP to propose a fine-grained video retrieval approach that not only demands longer captions but also insists on human-annotated captions that encompass sufficiently comprehensive video details.

2.2. Multimodal Embedding

CLIP learns image and text representations by aligning them with contrastive learning. However, Mind the Gap [15] points out that different data modalities are embedded with gaps in their shared representation space. To address this issue, recent works like VISTA [26] and E5-V [10] begin to explore the possibilities of unified representation. They find that MLLMs provide a unified multimodal framework and can unify cross-modal representations without gaps. We regard it as a promising method and will explore further about unified MLLM representation on video retrieval in this work following E5-V [10].

2.3. Multimodal Large Language Model

Due to the great advancements in LLMs [1, 4, 5, 21], their multimodal counterparts (MLLMs) [3, 11, 23, 25], are receiving significant attention, particularly for their capability to perform various visual tasks using straightforward instructions. Recent works like VideoChat [11] demonstrate outstanding performance on multimodal benchmarks such as Video-MME [6] and MVBench [13]. But these models are restricted to generating responses based solely on user instructions and lack the capability to represent videos, images, and text. In this paper, we employ LLaVA NeXT Video [25], InternVL2 [3] and MiniCPM-V [23] to explore how MLLMs can represent multimodal contents.

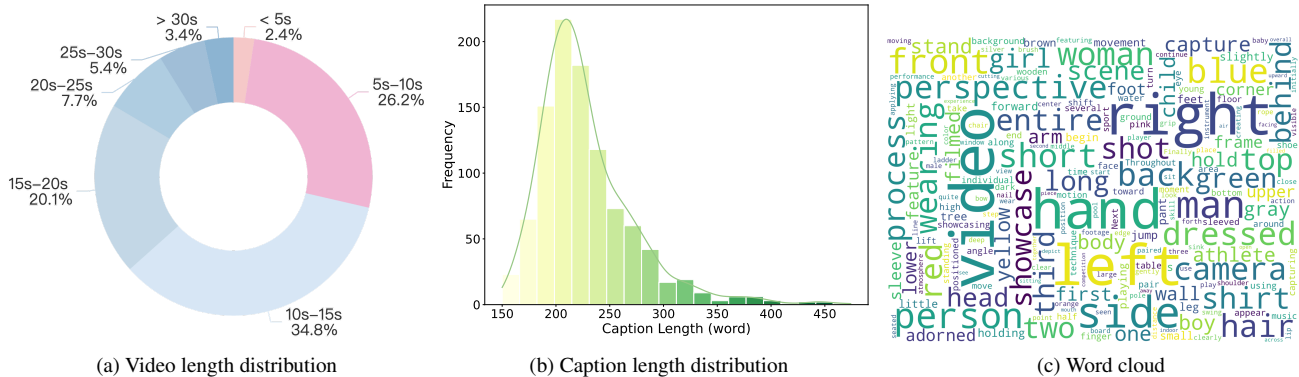


Figure 3. Statistics of FIBER. Most of videos in FIBER range from 5-20 seconds and most captions fall between 150 and 300 words in length. The word cloud shows the diversity of our benchmark.

3. FIBER: Benching on Fine-grained Retrieval

Visual retrieval plays a crucial role in multimodal research, as it provides valuable insights into a model’s ability to represent both textual and visual content. By evaluating model performance on visual retrieval tasks, we can better understand how effectively Vision-Language Models (VLMs) handle multimodal information. Therefore, designing robust retrieval benchmarks to assess VLMs’ representation capability has become a critical area of focus.

While many recent studies [7, 12, 17–20, 27] have successfully addressed traditional coarse-grained, short-text video retrieval, distinguishing between similar scenes, objects, and actions remains a challenging problem for VLMs. It requires more detailed information than short captions can provide, highlighting the growing importance of fine-grained video retrieval. However, existing benchmarks, like MSRVT [22] and MSVD [2], use relatively short captions that lack the necessary details, making them inadequate for evaluating fine-grained understanding of VLMs.

To solve the problem, we present FIBER, a fine-grained video retrieval benchmark including the following features:

- 1. Data Composition** FIBER consists of 1,000 videos sourced from FineAction [16], accompanied by high-quality, human-annotated long-text descriptions that provide rich, fine-grained details.
- 2. Hierarchical Annotation Structure** The annotations are organized hierarchically, with each covering four main aspects: an overall summary, static scene descriptions, dynamic action descriptions, and misc descriptions including filming style, camera movement, etc. This design ensures that each video description captures all critical details, challenging models to demonstrate a holistic understanding of video contents.
- 3. Separation of Temporal and Spatial Descriptions** Unlike static images, videos consist of sequences of frames that convey both spatial and temporal informa-

tion. The annotations are separated into temporal and spatial parts, enabling independent evaluation of temporal retrieval (static scene understanding) and spatial retrieval (dynamic action understanding). The ratio of temporal to spatial performance provides a quantitative measure of a model’s temporal-spatial bias.

In Section 3.1, we describe how our experts select videos from FineAction. Section 3.2 details the annotation pipeline.

3.1. Video Collection

We collect all videos from FineAction [16], a fine-grained video dataset for temporal action localization containing 106 categories. Videos in each category share similar scenes and actions, which poses a challenge to the models’ ability to understand and discriminate similar videos.

We manually select 1000 videos from FineAction [16] with 10-20 videos in each category. Videos are filtered out that (1) are not clear enough (2) contain minimal actions and movements (3) contain vastly different scenes and actions which are easy for VLMs to discriminate.

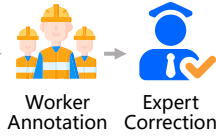
3.2. Annotation Pipeline

The annotation pipeline is divided into two stages. In the first stage, annotators are asked to generate detailed captions covering four key aspects of each video. In the second stage, they are guided to separate the annotations into temporal and spatial components. Following each stage, experts refine the captions to ensure the quality. Figure 4 shows the annotation pipeline. Refer to Appendix A for our guideline provided to annotators.

3.2.1. Stage 1: Detailed Annotation

In stage 1, we assign all the videos to annotators, instructing them to describe videos in details. To promote thorough yet concise detail, we limit each video description to 150-300 words. Each video is described in four parts: a general

Stage 1: Detailed Hierarchical Annotation



This video showcases a person swimming. In the upper left corner of the screen, it displays the "Voice of Ken Wood" while the bottom of the frame is labeled "Body Position". The commentary throughout the video is conducted in English. The swimmer is dressed in a swimsuit and is wearing a white and red swim cap as they navigate through the pool. The camera initially captures the athlete from behind, who is swimming in the center lane of the pool. They consistently rise to the surface to breathe, using coordinated arm strokes and leg kicks to move efficiently. Next, the shot shifts to a side view of the swimmer. During this transition, the blue watermark in the lower right corner disappears first, followed by the watermark in the upper left corner. A new watermark then appears in the lower right, remaining visible until the end of the video, when all watermarks vanish. Meanwhile, the background audio provides commentary on the swimmer's movements.

Stage 2: Spatial-Temporal Part Separation

Spatial Annotation

This video showcases a person swimming in the center lane of the pool. In the upper left corner of the screen, it displays the "Voice of Ken Wood" while the bottom of the frame is labeled "Body Position". ~~The commentary throughout the video is conducted in English. (remove audio description)~~ The swimmer is dressed in a swimsuit and is wearing a white and red swim cap as they navigate through the pool. In the lower right corner of the screen, the name "Jess Schipper" shows. (add subtitle description missing in Stage 1).

Temporal Annotation

The camera initially captures the athlete from behind, who is swimming in the center lane of the pool. They consistently rise to the surface to breathe, using coordinated arm strokes and leg kicks to move efficiently. Next, the shot shifts to a side view of the swimmer. During this transition, the blue watermark in the lower right corner disappears first, followed by the watermark in the upper left corner. A new watermark then appears in the lower right, remaining visible until the end of the video, when all watermarks vanish. ~~Meanwhile, the background audio provides commentary on the swimmer's movements. (remove audio description)~~

move static descriptions to spatial annotation



Spatial-Temporal Annotation Separation



Expert Correction


 FIBER Annotation Pipeline

Figure 4. An overview of the annotation pipeline. In stage 1, workers are asked to describe videos hierarchically in detail. In stage 2, workers need to separate spatial descriptions with temporal descriptions.

overview, a scene description, an action description, and a misc description. Each part is shown below:

- **General Overview** This sentence should provide a one-sentence summary of the entire video, capturing key elements such as who, when, what, where, and how. For example, this video shows a person slicing a watermelon.
- **Scene Description** All elements in the video must be described comprehensively, covering attributes such as position, color, shape, and other visual characteristics. This includes both the primary objects and secondary objects in the scene, as well as the background. Additionally, the relative positions and interactions between objects should be noted, including visible elements like watermarks.
- **Action Description** The description should capture the actions occurring in the video, detailing the sequence of events (e.g., first..., then...) and providing specific details of each action (e.g., rotating the watermelon clockwise). It should also include the style of the actions (e.g., cutting fruit very quickly, climbing the tree clumsily).
- **Misc Description** This section requires 2-4 sentences, describing the viewpoint (e.g., captured in a first-person view) and the overall style or tone of the video (e.g., organized and fast-paced, seems clumsy).

3.2.2. Stage 2: Spatial-Temporal Part Separation

Since scene and action descriptions may include references to movements and static appearances, Stage 2 is necessary to fully separate these elements. This stage removes static text (e.g. in the center lane of the pool) from action descriptions, forming a purely temporal description, and excludes references to movements (e.g. jump into the pool) from scene descriptions, creating a purely spatial description. This design allows for a more precise evaluation of the spatial and temporal modeling capabilities of VLMs without interference from mixed descriptions of moving objects or static appearances. In this stage, annotators are assigned a category along with the annotations from the first stage. Their task is to separate Stage 1 annotations into a spatial description (only containing static scenes and objects) and a temporal description (only containing actions and movements).

- **Spatial Description** The general overview sentence is presented first, followed by details about main objects, secondary objects, and the background environment. Annotator needs to ensure that each video in the same category can be distinguished by spatial descriptions.
- **Temporal Description** The general overview sentence is presented first, followed by details about actions, their sequence, and their style. The process involves removing any scene-specific descriptions. Annotator needs to en-

Benchmark	# Sample	Ave. Length (sec.)	Ave. Words	Words/Sec.
MSRVTT[2]	1,000	15.01	9.41	0.63
DiDeMo[8]	1,037	53.94	29.11	0.71
MSVD[2]	670	10.04	7.01	0.95
FIBER (ours)	1,000	14.35	227.95	20.95

Table 1. The statistics of FIBER including num of samples, average video length, average words per caption and words per seconds. Traditional benchmarks, namely MSRVTT [22], MSVD [2] and DiDeMo [8] have much shorter captions and fewer words per second compared to FIBER.

sure that each video in the same category can be distinguished by temporal descriptions.

After the two stages, experts carefully review and refine the results. Experts need to ensure that (1) there are no interleaved action/scene descriptions in spatial/temporal annotations, (2) any camera movement and the appearance/disappearance of subtitles are included in the temporal description, (3) subjective descriptions are removed, such as *the child looks very cute*, and (4) audio and speech descriptions are removed.

4. Statistics

The captions in FIBER are human-annotated, providing detailed and comprehensive descriptions of the videos. Consequently, the statistics of FIBER differ significantly from those of traditional benchmarks. As shown in Table 1, our benchmark is similar in size to MSRVTT [22] and DiDeMo [8], but the average number of words per caption and the average words per second are $24.2\times$ and $33.3\times$ higher than those of MSRVTT [22], $7.82\times$ and $29.5\times$ higher than DiDeMo [8], and $32.5\times$ and $22.1\times$ higher than MSVD [2], respectively.

Additionally, Figure 3 highlights other statistics of FIBER. Since excessively long video durations significantly increase the difficulty for annotators to provide detailed descriptions, our benchmark focuses on videos ranging from 5 to 20 seconds in length. Only 2.4% of videos are shorter than 5 seconds, and 3.4% exceed 30 seconds. Most captions fall between 150 and 300 words in length. The word cloud demonstrates that the captions are rich in expression and highly detailed in content.

5. VLLE: Video Large Language Encoder

Although CLIP-based models show strong capabilities of mapping different modalities into a shared embedding space, but it fails to understand complicated texts and cannot process long fine-grained texts due to its short context length. Recently, MLLM, showing strong visual understanding ability, has gained a lot of attention. Recent work E5-V [10] employs a prompt-based method [9] to

train LLM and enables image MLLM to map images/texts into a unified embedding space with the modality gap [15] removed. However, the representation ability of video MLLMs remains unexplored.

To unlock the video embedding ability of MLLMs, we follow E5-V [10] and apply two text embedding methods, PromptEOL [9] and Angle [14], to train our Video Large Language Encoder (VLLE). In Section 5.1, we will introduce the overall architecture of VLLE. In Section 5.2, we will explain our embedding method.

5.1. Architecture

As shown in Figure 5, VLLE is a typical MLLM architecture composed of a video backbone, a word embedding tokenizer and an LLM. It accepts video/text inputs with an EOL prompt. However, different from MLLMs, the LLM of VLLE is a text embedding model trained using PromptEOL [9] or Angle [14], enabling us to extract features of videos/texts from MLLMs.

5.2. Multimodal Embedding Method

The text embedding task maps texts into a feature space, ensuring that distances between embeddings correlate with the semantic similarity of the corresponding texts. As MLLMs are built upon LLMs, they behave like a unified multimodal framework, allowing text embedding methods to unlock multimodal embedding capabilities. Following the approach in E5-V [10], we obtain the embeddings of videos and texts from video MLLM through the following two steps: 1. Given an Explicitly One word Limitation(EOL) prompt: `<video>\n Summary of the above video in one word:`, the model is instructed to represent the content in the next token hidden states space 2. Extract hidden states as embedding in the next token generation step. We freeze the video backbone and train LLM on single text modality, using an NLI dataset containing 275K sentences along with positive pairs and negative pairs. The architecture is shown in Figure 5. For training objectives, we use contrastive loss for PromptEOL and angle loss for Angle. Specifically, the contrastive loss is given as:

$$\mathcal{L}_{\text{con}} = -\log \frac{e^{\cos(f_i, f_i^+)/\tau}}{\sum_{j=1}^N \left(e^{\cos(f_i, f_j^+)/\tau} + e^{\cos(f_i, f_j^-)/\tau} \right)}, \quad (1)$$

where f_i , f_i^+ , f_i^- denote the learned embeddings of text, its positive and its hard negative, respectively. $\cos(\cdot)$ is the cosine similarity function. τ is the temperature hyperparameter.

The angle loss is composed of the cosine objective function, the in-batch negative objective function and the angle

VLLE Overview

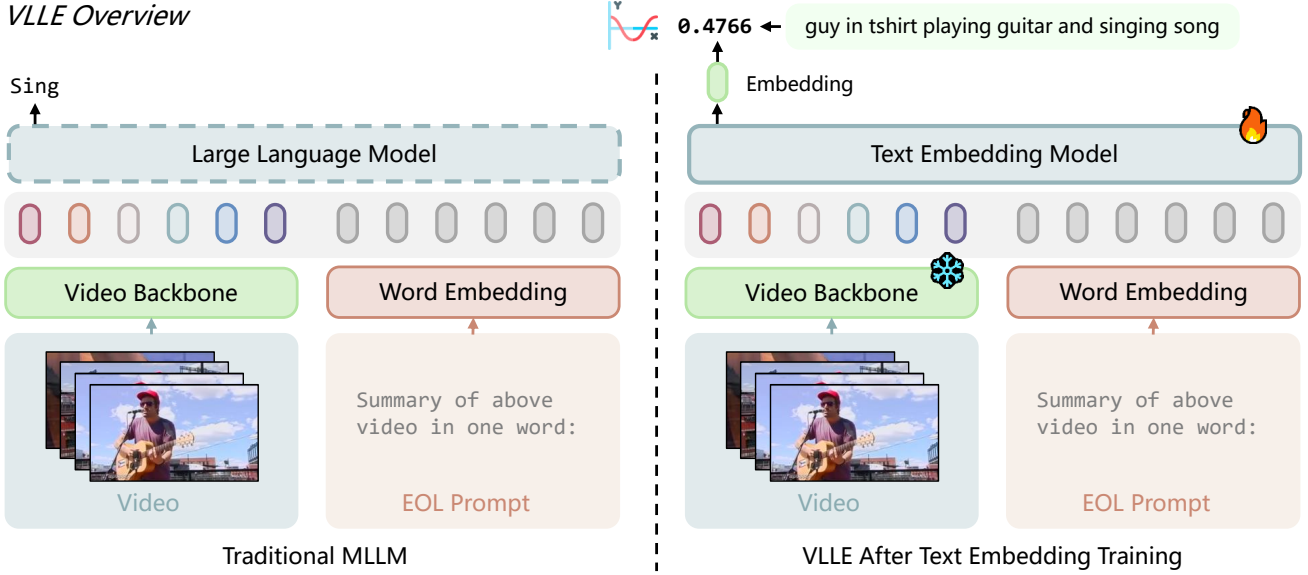


Figure 5. An overview of VLLE. The left part shows a traditional MLLM architecture predicting the next token. The right part demonstrates a VLLE with the ability to generate an embedding from a single video.

difference objective function:

$$\mathcal{L}_{\cos} = \log \left[1 + \sum_{\text{sim}(f_i, f_j) > \text{sim}(f_m, f_n)} e^{\frac{\cos(f_m, f_n) - \cos(f_i, f_j)}{\tau}} \right], \quad (2)$$

$$\mathcal{L}_{\text{diff}} = \log \left[1 + \sum_{\text{sim}(f_i, f_j) > \text{sim}(f_m, f_n)} e^{\frac{\Delta\theta_{ij} - \Delta\theta_{mn}}{\tau}} \right], \quad (3)$$

$$\mathcal{L}_{\text{ibn}} = - \sum_b \sum_i^m \log \left[\frac{e^{\cos(f_{b_i}, f_{b_i}^+)/\tau}}{\sum_j^N e^{\cos(f_{b_i}, f_{b_j}^+)/\tau}} \right], \quad (4)$$

where $\cos(\cdot)$ denotes the cosine similarity function and $\text{sim}(f_i, f_j)$ refers to the similarity of f_i and f_j . $\Delta\theta_{ij} = \text{abs} \left[\frac{(\mathbf{ac} + \mathbf{bd}) + (\mathbf{bc} - \mathbf{ad})i}{\sqrt{(\mathbf{c}^2 + \mathbf{d}^2)(\mathbf{a}^2 + \mathbf{b}^2)}} \right]$ is the absolute normalized angle difference of f_i and f_j , given that $\mathbf{i} = \mathbf{a} + \mathbf{b}i$ and $\mathbf{j} = \mathbf{c} + \mathbf{d}i$ are the complex representation of f_i and f_j respectively.

We can linearly combine the three loss functions to get the final objective function of Angle:

$$\mathcal{L}_{\text{angle}} = w_1 * \mathcal{L}_{\cos} + w_2 * \mathcal{L}_{\text{ibn}} + w_3 * \mathcal{L}_{\text{diff}}, \quad (5)$$

where w_1, w_2, w_3 are constant hyperparameters.

6. Experiments

6.1. Implementation Details

We conduct our experiments on 8 NVIDIA RTX A6000 48G. The weights of MLLMs are initialized by their open-

Model	#L	FIBER					
		Text-to-Video			Video-to-Text		
		R@1	R@5	R@10	R@1	R@5	R@10
CLIP-based Models							
CLIP B/16 [19]	77	45.7	79.6	89.1	48.4	82.4	90.8
CLIP L/14 [19]	77	51.2	83.4	90.6	54.7	86.9	93.6
LanguageBind [27]	77	64.3	91.0	96.3	59.5	88.0	95.0
Long-CLIP B/14 [24]	248	59.2	85.3	92.1	55.8	84.7	92.9
Long-CLIP L/14 [24]	248	62.7	88.8	95.7	60.3	88.8	94.9
InternVideo2 _{stage2} 1B [20]	512	72.5	93.7	97.3	69.5	94.6	97.8
MLLMs Trained with Text Embedding Method							
LLaVA NV 7B [25] (A)	∞	52.2	84.3	91.3	53.7	82.9	90.5
LLaVA NV 7B [25] (P)	∞	66.9	89.4	96.0	62.7	89.2	95.4
InternVL2 8B [3] (A)	∞	68.8	90.6	95.8	62.3	87.6	93.2
InternVL2 8B [3] (P)	∞	71.6	92.2	97.0	71.6	92.8	97.0
MiniCPM-V 2.6 [23] (A)	∞	62.7	90.0	95.8	58.8	88.9	95.7
MiniCPM-V 2.6 [23] (P)	∞	71.0	92.2	97.0	69.3	92.8	97.1

Table 2. Retrieval results of video-text retrieval on our FIBER benchmark. P refers to Prompt-EOL and A refers to Angle. LLaVA NV is short for LLaVA NeXT Video. #L denotes the input context length. ∞ is a very large number.

source version. Following [10], the LLM is trained on the NLI dataset (275k text pairs) using Angle and PromptEOL while the video backbone is frozen during the training. Since Angle and PromptEOL need different sizes of GPU memory, we adopt two strategies for different methods. Specifically, PromptEOL-based MLLMs are fully fine-tuned with a learning rate of $2e-4$ while Angle-based MLLMs are fine-tuned using LoRA with the learning rate set to $2e-5$. We set the epoch, batch size and warmup ratio to 2, 768, 0.2 for both methods.

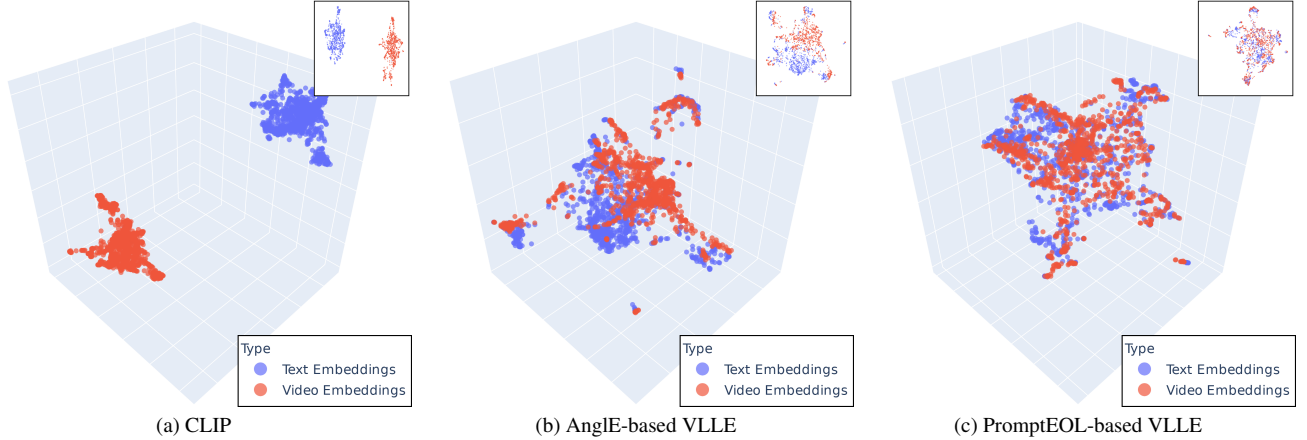


Figure 6. Embedding distribution of different models on MSRVTT. Figure 6a shows a huge modality gap in the CLIP embedding space while Figure 6b and 6c indicates that PromptEOL and Angle training removes the modality gap.

Model	#L	FIBER-S						FIBER-T						Ratio S/T
		Text-to-Video			Video-to-Text			Text-to-Video			Video-to-Text			
		R@1	R@5	R@10	R@1	R@5	R@10	R@1	R@5	R@10	R@1	R@5	R@10	
CLIP-based Models														
CLIP B/16 [19]	77	45.6	79.0	89.2	47.6	80.9	90.8	30.3	65.1	79.8	35.8	71.0	85.8	1.18
CLIP L/14 [19]	77	49.0	81.9	91.4	55.4	85.6	93.0	33.5	70.3	84.0	39.7	76.2	87.9	1.17
LanguageBind [27]	77	64.7	90.8	96.8	61.0	87.2	94.5	39.8	77.3	90.5	42.2	77.6	91.7	1.18
Long-CLIP B/14 [24]	248	62.5	86.0	92.7	53.8	84.1	92.7	32.0	65.4	79.3	29.7	67.3	84.1	1.32
Long-CLIP L/14 [24]	248	65.6	90.9	96.0	61.0	88.3	94.4	33.2	68.8	81.6	34.5	71.9	86.6	1.32
InternVideo2 _{stage2} 1B [20] [†]	512	72.4	94.2	97.4	62.7	90.5	95.9	46.0	80.8	91.9	46.6	82.5	92.5	1.17
MLLMs Trained with Text Embedding Method														
LLaVA NV 7B [25] (A)	∞	57.0	86.1	94.1	55.0	83.5	91.9	36.1	70.6	84.7	34.7	67.5	83.1	1.24
LLaVA NV 7B [25] (P)	∞	68.0	92.0	96.2	65.0	90.0	95.9	43.3	76.9	88.9	40.1	75.4	88.7	1.23
InternVL2 8B [3] (A)	∞	71.2	92.4	96.3	66.8	89.8	94.6	42.6	76.8	87.7	41.8	74.0	86.6	1.25
InternVL2 8B [3] (P)	∞	76.1	94.1	97.6	74.3	94.5	97.6	46.8	76.8	89.1	46.1	77.5	89.5	1.26
MiniCPM-V 2.6 [23] (A)	∞	63.6	90.5	96.0	62.4	90.3	96.2	44.9	80.8	91.2	41.2	77.9	90.6	1.17
MiniCPM-V 2.6 [23] (P)	∞	71.7	93.6	98.0	67.6	92.3	97.7	50.5	82.9	92.1	46.1	80.9	93.3	1.17

[†] InternVideo2_{stage2} is tested without match header for fairness.

Table 3. Spatial-temporal bias results of video-text retrieval on our FIBER benchmark. P refers to Prompt-EOL and A refers to Angle. LLaVA NV is short for LLaVA NeXT Video. #L denotes the input context length. ∞ is a very large number. Ratio S/T equals the mean recall of FIBER-S to the mean recall of FIBER-T.

6.2. Performance

We compare both CLIP-based models and VLLs on FIBER and other popular retrieval benchmarks. LLaVA NeXT Video 7B [25], MiniCPM-V 2.6 [23] and InternVL2 8B [3] are chosen as the backbones of VLLs. All the experiments follow the setting of 32 input frames. Table 3 and Table 4 present the retrieval performance of all the models on FIBER, MSRVTT [22], MSVD [2]. Recall at Rank K (R@K, higher is better) is used for both text to video and video to text retrieval. All the results are reported in zero-shot setting. The following observations can be concluded according to our analysis of the results:

1. VLLs perform comparably to CLIP-based models

on traditional benchmarks. Among all the methods evaluated, MiniCPM-V 2.6 VLL yields the most favorable results, surpassing CLIP, Long-CLIP, LanguageBind and InternVideo2.

- VLLs are better at fine-grained retrieval.** As shown in Table 3, the performance of VLLs on FIBER is better than many CLIP-based methods, which means VLLs can understand details in videos better, more effectively manage fine-grained captions and finally distinguish between similar videos. Specifically, PromptEOL-based InternVL2 VLL outperforms CLIP B/16, CLIP L/14, LanguageBind, Long-CLIP B/14 and Long-CLIP L/14 on text-to-video R@1 by +56.7%(+25.9), +39.8%(+20.4), +11.4%(+7.3),

Model	#L	MSRVTT						MSVD					
		Text-to-Video			Video-to-Text			Text-to-Video			Video-to-Text		
		R@1	R@5	R@10	R@1	R@5	R@10	R@1	R@5	R@10	R@1	R@5	R@10
CLIP-based Models													
CLIP B/16 [19]	77	33.8	56.1	66.6	30.5	53.8	65.5	37.0	64.2	74.1	60.5	79.9	87.5
CLIP L/14 [19]	77	36.7	58.8	68.0	32.8	54.7	66.2	41.1	68.8	77.5	68.1	85.5	91.8
LanguageBind [27]	77	42.1	65.9	75.5	40.1	65.4	73.9	50.0	77.7	85.6	75.1	90	94.2
Long-CLIP B/14 [24]	248	38.7	62.3	70.6	34.4	57.7	68.2	40.4	68.0	77.7	63.4	81.6	87.8
Long-CLIP L/14 [24]	248	40.9	65.5	74.6	36.2	62.2	71.5	46.5	73.5	82.0	69.3	86.0	90.3
InternVideo2 _{stage2} 1B [20] [†]	512	44.2	70.1	78.1	40.5	66.9	76.3	53.0	79.1	87.2	74.6	88.5	93.4
MLLMs Trained with Text Embedding Method													
LLaVA NV 7B [25] (A)	∞	36.3	59.1	69.2	27.6	51.1	63.6	43.0	72.0	81.0	49.7	71.6	79.6
LLaVA NV 7B [25] (P)	∞	40.3	64.9	74.1	30.5	58.0	69.0	47.3	75.7	83.7	51.9	74.3	81.8
InternVL2 8B [3] (A)	∞	38.5	62.3	71.1	34.4	57.8	68.0	44.3	73.8	82.4	60.8	80.5	87.3
InternVL2 8B [3] (P)	∞	42.7	67.4	77.9	38.5	65.2	75.9	47.4	75.8	83.6	61.6	80.3	86.6
MiniCPM-V 2.6 [23] (A)	∞	39.8	64.4	72.7	38.3	62.2	73.0	45.9	75.6	84.0	62.8	81.2	87.2
MiniCPM-V 2.6 [23] (P)	∞	44.7	69.7	77.8	41.6	68.7	77.6	50.5	78.7	85.8	69.1	84.6	90.2

[†] InternVideo2_{stage2} is tested without match header for fairness.

Table 4. Retrieval results of video-text retrieval on MSRVTT and MSVD. P refers to Prompt-EOL and A refers to Angle. LLaVA NV is short for LLaVA NeXT Video. #L denotes the input context length. ∞ is a very large number.

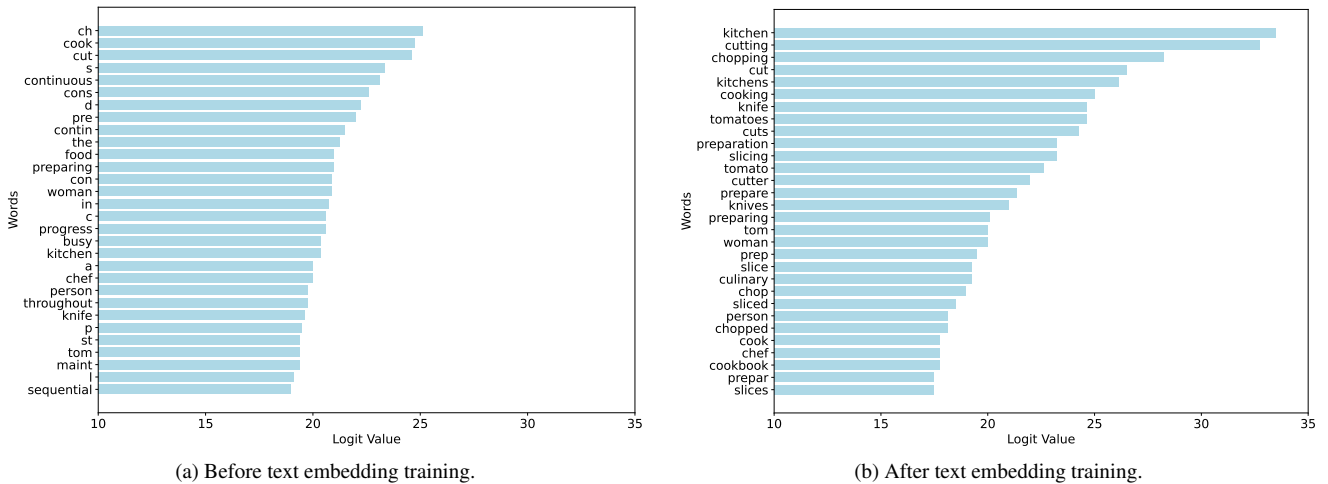


Figure 7. Top-30 English words decoded from the third video in Figure 2. All non-English words and special characters are filtered out. The result in Figure 7a is derived from the opensource Mini-CPMV 2.6 while Figure 7b depicts the result of Mini-CPMV 2.6 VLLE.

20.9%(+12.4), 14.2%(+8.9).

3. **CLIP-based models and some VLLEs have small spatial-temporal bias and the bias remains consistent across different embedding methods.** The ratios of spatial to temporal performance of CLIP, LanguageBind, InternVideo2 and MiniCPMV VLLEs are around 1.17, while others exhibit relatively large bias.

6.3. VLLE Unifies Embedding Space

Mind the Gap [15] points out that different data modalities are embedded with gaps in their shared representation space in contrastive-learning-based models such as CLIP. How-

ever, E5-V [10] demonstrates that image MLLMs trained with PromptEOL can unify this gap. Following [15], we visualize the video-text embedding distribution of different models using UMAP algorithm. As shown in Figure 6, our VLLE removes the modality gap. The results are consistent with E5-V [10]’s findings and are independent of which embedding method is used.

6.4. VLLE Has Long Effective Context Length

Long-CLIP [24] points out that VLMs’ performance saturates once the context length reaches a certain point. This phenomenon indicates that popular VLMs fail to extract

Model	#L	DiDeMo					
		Text-to-Video			Video-to-Text		
		R@1	R@5	R@10	R@1	R@5	R@10
CLIP-based Models							
CLIP B/16 [19]	77	23.5	46.3	55.2	22.2	43.8	54.0
CLIP L/14 [19]	77	24.1	48.0	58.2	23.8	44.9	54.0
LanguageBind [27]	77	35.6	63.6	71.7	35.6	62.8	71.8
Long-CLIP B/14 [24]	248	30.3	52.4	63.7	24.8	52.8	63.4
Long-CLIP L/14 [24]	248	32.4	56.2	65.2	28.5	54.1	64.7
InternVideo2 _{stage2} 1B [20] [†]	512	35.0	63.7	74.1	35.5	60.7	70.7
MLLMs Trained with Text Embedding Method							
LLaVA NV 7B [25] (A)	∞	28.1	51.8	65.3	21.3	44.4	56.0
LLaVA NV 7B [25] (P)	∞	36.0	62.3	71.7	31.4	58.0	68.0
InternVL2 8B [3] (A)	∞	30.4	57.1	66.4	22.5	46.9	58.3
InternVL2 8B [3] (P)	∞	39.7	65.6	74.1	35.5	64.0	72.2
MiniCPM-V 2.6 [23] (A)	∞	31.3	57.1	66.4	24.3	50.3	60.3
MiniCPM-V 2.6 [23] (P)	∞	40.6	65.2	74.2	35.7	61.6	70.1

[†] InternVideo2_{stage2} is tested without match header for fairness.

Table 5. Results of video-text retrieval on DiDeMo. P refers to Prompt-EOL and A refers to Angle. LLaVA NV is short for LLaVA NeXT Video. #L denotes the input context length. ∞ is a very large number.

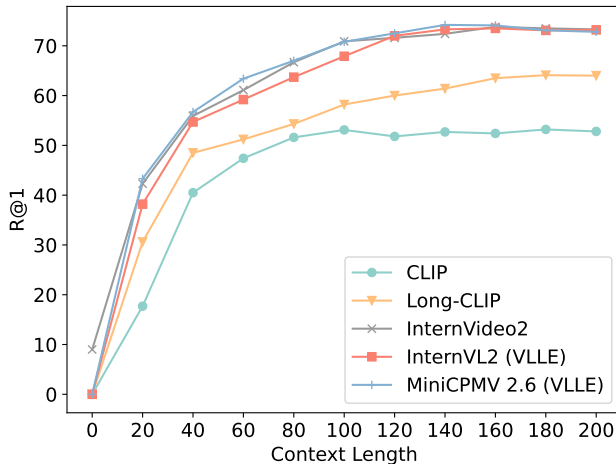


Figure 8. R@1 performance w.r.t context length. As the context length increases, the R@1 performance of models will improve until it reaches performance saturation.

all information from long texts. To investigate the boundary of MLLMs in handling long video descriptions, we test various models on FIBER with different input lengths. As shown in Figure 8, the CLIP model reaches saturation at a token length of 100, while Long-CLIP, InternVideo2, InternVL2, and MiniCPMV demonstrate no improvement in performance when it reaches 160. This suggests that VLEs have a longer effective context length by default, without the need for long-text training like Long-CLIP.

6.5. VLE Embedding is a Bag of Words

To explore how MLLM embedding works, we feed the output embedding of the third video in Figure 2 into the last

linear layer of MLLM. It projects the embedding into the vocabulary space. By decode the output logits, we can easily visualize the semantic components of an embedding. It can be discovered that words with high logits constitute the essential semantics of the input video, as shown in Figure 7. The words in Figure 7b are the main visual objects and actions of the video such as kitchen, cutting, tomatoes and woman, while the words in 7a are irrelevant to the input video. It can be inferred that the semantic distribution in the next token space is hugely changed by VLE training, allowing the main semantics to be the core components of the embedding. We call this the **word-bagging** of MLLM embeddings. Since embedding can be converted to logits easily, it may allow direct modification of MLLM embeddings with an inverse linear layer to apply handcrafted changes, which is impossible in CLIP-based models. We hope it will be useful for future research on embedding modification.

7. Conclusion

To better evaluate the fine-grained retrieval performance of VLMs, we present FIBER, a fine-grained benchmark for text to video retrieval, containing 1000 videos sourced from FineAction and high-quality detailed human-annotated spatial annotations and temporal annotations. Benefiting from the unified multimodal framework of MLLMs, we employ text embedding methods to unlock the fine-grained video-language understanding of MLLMs, resulting in strong VLEs. We observe that VLEs demonstrate a great capability of fine-grained representation compared to CLIP-based models. Besides, we find that VLEs unify the modality gap, have long effective context length and can be applied to handcrafted embedding modification. Looking ahead, we will continue exploring the applications of VLEs.

References

- [1] Tom B. Brown, Benjamin Mann, Nick Ryder, Melanie Subbiah, Jared Kaplan, Prafulla Dhariwal, Arvind Neelakantan, Pranav Shyam, Girish Sastry, Amanda Askell, Sandhini Agarwal, Ariel Herbert-Voss, Gretchen Krueger, Tom Henighan, Rewon Child, Aditya Ramesh, Daniel M. Ziegler, Jeffrey Wu, Clemens Winter, Christopher Hesse, Mark Chen, Eric Sigler, Mateusz Litwin, Scott Gray, Benjamin Chess, Jack Clark, Christopher Berner, Sam McCandlish, Alec Radford, Ilya Sutskever, and Dario Amodei. Language models are few-shot learners. In *NeurIPS*, 2020. 3
- [2] David L. Chen and William B. Dolan. Collecting highly parallel data for paraphrase evaluation. In *ACL*, pages 190–200. The Association for Computer Linguistics, 2011. 4, 6, 8
- [3] Zhe Chen, Jiannan Wu, Wenhai Wang, Weijie Su, Guo Chen, Sen Xing, Muyan Zhong, Qinglong Zhang, Xizhou Zhu, Lewei Lu, Bin Li, Ping Luo, Tong Lu, Yu Qiao, and

- Jifeng Dai. Internvl: Scaling up vision foundation models and aligning for generic visual-linguistic tasks. *CoRR*, abs/2312.14238, 2023. 3, 7, 8, 9, 10
- [4] Aakanksha Chowdhery, Sharan Narang, Jacob Devlin, Maarten Bosma, Gaurav Mishra, Adam Roberts, Paul Barham, Hyung Won Chung, Charles Sutton, Sebastian Gehrmann, Parker Schuh, Kensen Shi, Sasha Tsvyashchenko, Joshua Maynez, Abhishek Rao, Parker Barnes, Yi Tay, Noam Shazeer, Vinodkumar Prabhakaran, Emily Reif, Nan Du, Ben Hutchinson, Reiner Pope, James Bradbury, Jacob Austin, Michael Isard, Guy Gur-Ari, Pengcheng Yin, Toju Duke, Anselm Levskaya, Sanjay Ghemawat, Sunipa Dev, Henryk Michalewski, Xavier Garcia, Vedant Misra, Kevin Robinson, Liam Fedus, Denny Zhou, Daphne Ippolito, David Luan, Hyeontaek Lim, Barret Zoph, Alexander Spiridonov, Ryan Sepassi, David Dohan, Shivani Agrawal, Mark Omernick, Andrew M. Dai, Thanumalayan Sankaranarayanan Pillai, Marie Pellat, Aitor Lewkowycz, Erica Moreira, Rewon Child, Oleksandr Polozov, Katherine Lee, Zongwei Zhou, Xuezhi Wang, Brennan Saeta, Mark Diaz, Orhan Firat, Michele Catasta, Jason Wei, Kathy Meier-Hellstern, Douglas Eck, Jeff Dean, Slav Petrov, and Noah Fiedel. Palm: Scaling language modeling with pathways. *J. Mach. Learn. Res.*, 24:240:1–240:113, 2023. 3
- [5] Jacob Devlin, Ming-Wei Chang, Kenton Lee, and Kristina Toutanova. BERT: pre-training of deep bidirectional transformers for language understanding. In *NAACL-HLT (1)*, pages 4171–4186. Association for Computational Linguistics, 2019. 3
- [6] Chaoyou Fu, Yuhan Dai, Yondong Luo, Lei Li, Shuhuai Ren, Renrui Zhang, Zihan Wang, Chenyu Zhou, Yunhang Shen, Mengdan Zhang, Peixian Chen, Yanwei Li, Shaohui Lin, Sirui Zhao, Ke Li, Tong Xu, Xiawu Zheng, Enhong Chen, Rongrong Ji, and Xing Sun. Video-mme: The first-ever comprehensive evaluation benchmark of multi-modal llms in video analysis. *CoRR*, abs/2405.21075, 2024. 3
- [7] Rohit Girdhar, Alaaeldin El-Nouby, Zhuang Liu, Mannat Singh, Kalyan Vasudev Alwala, Armand Joulin, and Ishan Misra. Imagebind one embedding space to bind them all. In *CVPR*, pages 15180–15190. IEEE, 2023. 3, 4
- [8] Lisa Anne Hendricks, Oliver Wang, Eli Shechtman, Josef Sivic, Trevor Darrell, and Bryan C. Russell. Localizing moments in video with natural language. In *ICCV*, pages 5804–5813. IEEE Computer Society, 2017. 6
- [9] Ting Jiang, Shaohan Huang, Zhongzhi Luan, Deqing Wang, and Fuzhen Zhuang. Scaling sentence embeddings with large language models. *CoRR*, abs/2307.16645, 2023. 2, 3, 6
- [10] Ting Jiang, Minghui Song, Zihan Zhang, Haizhen Huang, Weiwei Deng, Feng Sun, Qi Zhang, Deqing Wang, and Fuzhen Zhuang. E5-V: universal embeddings with multi-modal large language models. *CoRR*, abs/2407.12580, 2024. 2, 3, 6, 7, 9
- [11] Kunchang Li, Yanan He, Yi Wang, Yizhuo Li, Wenhai Wang, Ping Luo, Yali Wang, Limin Wang, and Yu Qiao. Videochat: Chat-centric video understanding. *CoRR*, abs/2305.06355, 2023. 3
- [12] Kunchang Li, Yali Wang, Yizhuo Li, Yi Wang, Yanan He, Limin Wang, and Yu Qiao. Unmasked teacher: Towards training-efficient video foundation models. In *ICCV*, pages 19891–19903. IEEE, 2023. 2, 3, 4
- [13] Kunchang Li, Yali Wang, Yanan He, Yizhuo Li, Yi Wang, Yi Liu, Zun Wang, Jilan Xu, Guo Chen, Ping Lou, Limin Wang, and Yu Qiao. Mvbench: A comprehensive multi-modal video understanding benchmark. In *CVPR*, pages 22195–22206. IEEE, 2024. 3
- [14] Xianming Li and Jing Li. Angle-optimized text embeddings. *CoRR*, abs/2309.12871, 2023. 2, 3, 6
- [15] Weixin Liang, Yuhui Zhang, Yongchan Kwon, Serena Yeung, and James Y. Zou. Mind the gap: Understanding the modality gap in multi-modal contrastive representation learning. In *NeurIPS*, 2022. 3, 6, 9
- [16] Yi Liu, Limin Wang, Yali Wang, Xiao Ma, and Yu Qiao. Fineaction: A fine-grained video dataset for temporal action localization. *IEEE Trans. Image Process.*, 31:6937–6950, 2022. 4
- [17] Huaishao Luo, Lei Ji, Ming Zhong, Yang Chen, Wen Lei, Nan Duan, and Tianrui Li. Clip4clip: An empirical study of CLIP for end to end video clip retrieval and captioning. *Neurocomputing*, 508:293–304, 2022. 2, 3, 4
- [18] Yiwei Ma, Guohai Xu, Xiaoshuai Sun, Ming Yan, Ji Zhang, and Rongrong Ji. X-CLIP: end-to-end multi-grained contrastive learning for video-text retrieval. In *ACM Multimedia*, pages 638–647. ACM, 2022. 2, 3
- [19] Alec Radford, Jong Wook Kim, Chris Hallacy, Aditya Ramesh, Gabriel Goh, Sandhini Agarwal, Girish Sastry, Amanda Askell, Pamela Mishkin, Jack Clark, Gretchen Krueger, and Ilya Sutskever. Learning transferable visual models from natural language supervision. In *ICML*, pages 8748–8763. PMLR, 2021. 2, 3, 7, 8, 9, 10
- [20] Yi Wang, Kunchang Li, Xinhao Li, Jiashuo Yu, Yanan He, Guo Chen, Baoqi Pei, Rongkun Zheng, Jilan Xu, Zun Wang, Yansong Shi, Tianxiang Jiang, Songze Li, Hongjie Zhang, Yifei Huang, Yu Qiao, Yali Wang, and Limin Wang. Internvideo2: Scaling video foundation models for multimodal video understanding. *CoRR*, abs/2403.15377, 2024. 2, 3, 4, 7, 8, 9, 10
- [21] Jason Wei, Maarten Bosma, Vincent Y. Zhao, Kelvin Guu, Adams Wei Yu, Brian Lester, Nan Du, Andrew M. Dai, and Quoc V. Le. Finetuned language models are zero-shot learners. In *ICLR*. OpenReview.net, 2022. 3
- [22] Jun Xu, Tao Mei, Ting Yao, and Yong Rui. MSR-VTT: A large video description dataset for bridging video and language. In *CVPR*, pages 5288–5296. IEEE Computer Society, 2016. 2, 4, 6, 8
- [23] Yuan Yao, Tianyu Yu, Ao Zhang, Chongyi Wang, Junbo Cui, Hongji Zhu, Tianchi Cai, Haoyu Li, Weilin Zhao, Zhihui He, Qianyu Chen, Huarong Zhou, Zhensheng Zou, Haoye Zhang, Shengding Hu, Zhi Zheng, Jie Zhou, Jie Cai, Xu Han, Guoyang Zeng, Dahai Li, Zhiyuan Liu, and Maosong Sun. Mincpm-v: A GPT-4V level MLLM on your phone. *CoRR*, abs/2408.01800, 2024. 3, 7, 8, 9, 10
- [24] Beichen Zhang, Pan Zhang, Xiaoyi Dong, Yuhang Zang, and Jiaqi Wang. Long-clip: Unlocking the long-text capability of CLIP. *CoRR*, abs/2403.15378, 2024. 2, 3, 7, 8, 9, 10

- [25] Yuanhan Zhang, Bo Li, haotian Liu, Yong jae Lee, Liangke Gui, Di Fu, Jiashi Feng, Ziwei Liu, and Chunyuan Li. Llava-next: A strong zero-shot video understanding model, 2024. [3](#), [7](#), [8](#), [9](#), [10](#)
- [26] Junjie Zhou, Zheng Liu, Shitao Xiao, Bo Zhao, and Yongping Xiong. VISTA: visualized text embedding for universal multi-modal retrieval. In *ACL (1)*, pages 3185–3200. Association for Computational Linguistics, 2024. [2](#), [3](#)
- [27] Bin Zhu, Bin Lin, Munan Ning, Yang Yan, Jiayi Cui, Hongfa Wang, Yatian Pang, Wenhao Jiang, Junwu Zhang, Zongwei Li, Caiwan Zhang, Zhifeng Li, Wei Liu, and Li Yuan. Languagebind: Extending video-language pretraining to n-modality by language-based semantic alignment. In *ICLR*. OpenReview.net, 2024. [2](#), [4](#), [7](#), [8](#), [9](#), [10](#)

A. Annotation Guideline (Stage 1)

In order to inform our annotators the key points that they need to pay attention to, we design a guideline to teach annotators how to describe videos accurately and clearly. The guideline is shown below.

■ Annotation Guideline (Stage 1)

Task

Your task is to describe videos in detail and hierarchically within 150-300 words. We provide two examples and some points you may need to know.

Example 1: Cutting a Watermelon

(A video about cutting a watermelon is provided.)

- **Summary** This video shows the entire process of a man cutting a watermelon.
- **Scene Description** The man is wearing a green T-shirt and a black apron, with a black mesh hat on his head. His left hand is wearing a gray glove, while his right hand, holding a fruit knife, is wearing a transparent glove. He stands at one corner of a metal countertop, with a white cutting board in front of him, holding a watermelon. To his left, there is a sink containing another uncut watermelon.
- **Action Description** The man first cuts off both ends of the watermelon. Then, he places the watermelon *upright* and *rotate it clockwise*, slicing off the rind piece by piece. He uses the knife to push the rind into a trash bin *on his right*. Next, he takes a light green tray from his right and place it next to the cutting board. After peeling the watermelon, he cuts it into pieces and slides them onto the light green tray.
- **Misc Description** The video is filmed from behind the man, showcasing a quick and efficient process of cutting the watermelon. With impressive speed and skill, he slices through the fruit, demonstrating his expertise.

Example 2: Cutting a Tomato

(A video about cutting a tomato is provided.)

- **Summary** In the footage, someone is holding a knife and cutting a tomato on a cutting board.
- **Scene Description** The person is wearing black clothes, with a mechanical watch on his left wrist. On the cutting board, there are four previously cut tomatoes and one sliced green fruit. On the table, there is a bag of uncut tomatoes and a small knife. *In the top left corner of the video, there is a "lux-eat" watermark, and the text "NOW I'VE SEEN EVERYTHING" is written in the bottom left corner.*

- **Action Description** While cutting the tomato, the person first slices it forcefully with one cut, then *speeds up the chopping frequency*, quickly slicing the tomato into neat pieces.
- **Misc Description** The video is filmed from a third-person perspective, showcasing clean and efficient vegetable-cutting. The person's motions are skillful and confident, giving an impression of proficiency.

Key Points for Descriptions

- **Scene Description** Describe the entire frame in as much detail as possible. Focus on the objects visible in the frame, clearly describing their positions, appearances, and interactions (e.g., "left hand" "right hand" "on the left" "on the right" "above" "below" "upside-down" "holding" "wearing" etc.). This part should follow the description order outlined below: (1) describe the main object in the frames: for example, "The person is wearing a green T-shirt and a black apron, with a black mesh hat on their head. His left hand is wearing a gray glove, while his right hand, holding a fruit knife, is wearing a transparent glove." (2) describe the secondary objects in the frames: for example, "The person is standing at one corner of a metal countertop. In front of him is a white cutting board with a watermelon on it. To his left, there is a sink containing another uncut watermelon."
- **Action Description** Clearly describe the actions performed by the main subject, noting the sequence of events (e.g., first do X, then do Y). Include details about the nuances of the actions (e.g., rotating the watermelon clockwise, flipping it upside-down) and the style of execution (e.g., cutting fruit very quickly, climbing a tree clumsily).
- **Misc Description** Describe the video's filming perspective (e.g., "first-person," "third-person," "off-site footage of a competition") and provide a brief summary of the overall style and impression conveyed by the actions (e.g., orderly and fast watermelon cutting, sharp and efficient movements, clumsy actions, or dangerous behaviors). This part should be concise, within 2-4 sentences.

■ Annotation Guideline (Stage 2)

Task

Each annotations from Stage 1 include several aspects: scene descriptions, action descriptions, and misc descriptions. Your task is to separate the original hierarchical descriptions into two parts: spatial descriptions (which do not include any descrip-

tions about movements) and temporal descriptions (which do not include any static scene/object descriptions; *camera movements, such as zoom-ins, zoom-outs, etc., fall under this part*).

Key Points for Descriptions

The following points should be noted:

- The spatial description should comprehensively cover the key objects, secondary objects, and the environment in the frame. It must ensure that, based on the spatial description alone, the videos in the assigned category can be differentiated from one another.
- The temporal description should exclude any obvious static scene/object descriptions that help distinguish different videos. Only the details and sequence of actions should be kept, and it must ensure that, based on the temporal description alone, the videos in the assigned category can be differentiated from one another.
- All the contents of spatial and temporal descriptions should come from the Stage 1 descriptions, and no additional details should be added. Both spatial and temporal descriptions should begin with a summary.

B. Samples of FIBER

See the end of the appendix for more samples of FIBER.

Video




Caption

Annotation: This video showcases a heartwarming scene at an amusement park where a man is holding a little girl. The man is dressed in a blue top, revealing only his head, neck, and part of his upper body. The little girl has golden hair and is wearing a sleeveless blue top adorned with plenty of sequins on the front. Around her neck, she wears several strands of pink beaded necklaces. Surrounding them are other children and adults, with a person in a Peppa Pig mascot costume standing behind them. The mascot features a pink pig head and a blue body. This costumed character is interacting and waving at the children outside a small fenced area made of wood. Behind them is a white wall that has a blackboard with green and pink patterns drawn on it. The girl is leaning against the man's right arm, being held high by him, with her left hand resting on his neck and her right hand hanging down beside her. She then turns around to look back, releasing her left hand from his neck. The man mouths something to her, and the girl faces the camera again, cheerfully raising her right hand and waving towards it. The Peppa Pig mascot behind them has its left hand resting on its belly and is continuously waving with its right hand, even stopping briefly to embrace someone in front before turning to the right to keep waving. The video captures this scene from the viewpoint of the two characters, and their smiles, along with those of the nearby onlookers, are bright and joyous, showcasing a delightful atmosphere.

Spatial Annotation: This video showcases a scene in an amusement park where a man is holding a young girl. The man is dressed in a blue top, revealing only his head, neck, and part of his upper body. The little girl has golden hair and wears a blue sleeveless top adorned with numerous sequins on the front. Around her neck, she sports a necklace made of several pink beads. The girl is leaning against the man's right arm, held high above the ground. Her left hand rests on the man's neck, while her right hand hangs naturally by her side. Surrounding them are other children and adults, and in the background, there's a person dressed in a costume resembling Peppa Pig, with a pink pig head and a blue body. This costumed character is standing in a small enclosed area made of wooden fencing, interacting and greeting the children outside. Behind him is a white wall featuring a small blackboard decorated with green and pink patterns.

Temporal Annotation: This video showcases a scene in an amusement park where a man is holding a little girl in his arms. The girl turns her head to look back, releasing her left hand from the man's neck while he says something to her. She then straightens up to face the camera and happily waves her right hand at it. Behind them, a Peppa Pig plush toy stands with its left hand resting on its belly and its right hand waving enthusiastically. At one point, it briefly hugs the person in front before turning to the right to continue waving.

Video




Caption

Annotation: This video showcases a woman styling her hair. She is dressed in a white blouse and has long hair. On her right wrist, she wears a watch, while her left hand grips a round brush and holds a black hairdryer. In front of her is a white table, which has two black towels draped over it, alongside various combs. The woman is seated on a gray chair, and behind her, there is a row of tables with chairs facing away from her, as well as numerous bottles on the tables. The wall behind her is adorned with several mirrors. At the beginning of the video, she uses the round brush in her left hand to curl a section of her hair on the left side while simultaneously using the hairdryer in her right hand to blow dry those strands. Afterward, she continues to use the round brush to style her hair, securing it at the ends while also using the hairdryer with her left hand to blow dry the hair. The entire video is filmed from a frontal perspective, showcasing her expertise and technique.

Spatial Annotation: This video showcases a woman blow-drying her hair. She is dressed in a white top and has long hair. On her right wrist, she wears a watch, while her left hand grips a round hairbrush and holds a black hairdryer. In front of her, there is a white table adorned with two black towels, on which various combs are placed. The woman is seated in a gray chair, with a row of tables and chairs facing away from her behind. The tables are stocked with numerous bottles. Additionally, the wall behind her features several mirrors hanging prominently.

Temporal Annotation: This video showcases a woman styling her hair. She starts by using a round brush in her left hand to curl a section of hair on her left side while simultaneously blow-drying it with a hairdryer in her right hand. After that, she continues to use the round brush with her left hand to comb through her hair, securing the brush at the end, and then she uses the hairdryer in her left hand to finish styling those sections of hair.

Video



Caption

Annotation: The video captures the heartwarming moment of a woman embracing her dog. Set outdoors under a brilliant sun, it features a brown-haired woman wearing a black tank top, holding her black dog close. In the background, there's a red and white vehicle adorned with paw print decals. Initially, she gazes down at the side profile of her dog, one arm wrapped around it while the other gently strokes its fur. As the camera rotates clockwise, the dog playfully sticks out its tongue, attempting to lick her. She closes her eyes and turns away, wearing a blissful expression, while both hands continue to caress the dog's neck and head. Later on, she lifts her dog's front paws towards the camera while still scratching its neck. At this moment, another person's arm appears on the right side of the frame, gently rubbing the dog's chin. The woman plants a kiss on the dog's forehead, then leans her head closely against the small pup. The dog tilts its head outward, prompting her to start playing with its front paws using her left hand. She then embraces the dog tightly once more, tenderly stroking the fur on its chin with her right index finger. A man's hand reaches in from the right side of the frame to give the dog some affectionate scratches on its head. As the camera gradually pulls back, the woman continues to stroke the dog's back with her left hand while nuzzling her head against it. The video is shot from a third-person perspective, with the camera positioned very close to the woman and her dog. The scene is filled with the warmth of their embrace, creating a wonderfully intimate atmosphere.

Spatial Annotation: The video captures the moment a woman embraces her dog. Set outdoors in glorious sunshine, the scene features a brown-haired woman wearing a black tank top, holding her black dog close. In the background, there is a red and white vehicle adorned with paw print patterns.

Temporal Annotation: The video captures the tender moment of a woman embracing her dog. At first, she gazes down at the dog's side profile, with one hand wrapped around the dog and the other gently stroking it. As the camera rotates clockwise, the dog eagerly sticks out its tongue, attempting to lick her, but she closes her eyes and turns away, using both hands to caress the dog's neck and head. Later, she lifts the dog's two front paws to face the camera while continuing to scratch its neck. At this point, another person's arm appears on the right side of the video, reaching out to pet the puppy's chin. The woman kisses the dog's forehead and then presses her head closely against the small dog's. The dog tilts its head outward, and the woman begins to manipulate its front paws with her left hand. She then pulls the dog in tightly, continuing to pet it and gently brushing her right index finger along its chin fur. Just outside the frame on the right, a man extends his hand to pet the dog, scratching its head. As the camera gradually zooms out, the woman uses her left hand to stroke the puppy's back from top to bottom, while also nuzzling her head against its.

Video



Caption

Annotation: This video showcases the fencing competition between athletes from the Arab Republic of Egypt and South Korea. At the bottom of the video, you can see the flags of both countries, their respective abbreviations, and the names of the competitors. The match progresses through rounds 1 to 3. On the left side, we have A. ABOUELKASSEM representing the Arab Republic of Egypt, while on the right is South Korean fencer CHOI B. During the match, the Egyptian fencer has their left leg forward and holds the sword in their left hand, while the Korean fencer has their right leg forward and wields the sword in their right hand. Both athletes are clad in fencing uniforms and black helmets, with the South Korean fencer standing out in red shoes. As the match unfolds, they begin by cautiously probing each other before the Korean fencer suddenly lunges forward, striking the Egyptian athlete on the leg. In response, the Egyptian fencer leaps upward to evade the blow but loses their balance upon landing and falls to the left. The second part of the video features a slow-motion replay of this action. The entire video is filmed from the side of the competition area, vividly illustrating the various dynamics of the match.

Spatial Annotation: This video showcases the competition between athletes from the Arab Republic of Egypt and South Korea on the fencing arena. At the bottom of the video, you can see the flags of both countries, their abbreviated names, and the names of the athletes. The match is in rounds 1-3. On the left is A. ABOUELKASSEM representing the Arab Republic of Egypt, while on the right is CHOI B. from South Korea. Throughout the competition, both athletes are dressed in fencing attire and wearing black helmets. Notably, the South Korean athlete is wearing red shoes. The Egyptian athlete has their left leg forward and holds the sword in their left hand, while the South Korean athlete has their right leg forward with the sword held in their right hand.

Temporal Annotation: This video showcases the competition between the athletes from the Arab Republic of Egypt and South Korea on the fencing arena. During the match, the two players initially engaged in a careful testing of each other's defenses. Suddenly, the South Korean fencer lunged forward with a swift thrust, striking the leg of the athlete from the Arab Republic of Egypt. In response, the Egyptian fencer jumped up, but unfortunately, he lost his balance upon landing and fell to the left. The second part of the video features a slow-motion replay of this sequence of events.