

PureRank: A Parameter-Free Recursive Importance Measure for Network Nodes

Hiroyuki Masuyama^a

*Graduate School of Management, Tokyo Metropolitan University
Tokyo 192-0397, Japan*

Abstract

PageRank, widely used for network analysis in various fields, is a form of Katz centrality based on the recursive definition of importance (RDI). However, PageRank has a free parameter known as the *damping factor*, whose recommended value is 0.85, although its validity has been guaranteed theoretically or rationally. To solve this problem, we propose PureRank, a new parameter-free RDI-based importance measure. The term “pure” in PureRank denotes the purity of its parameter-free nature, which ensures the uniqueness of importance scores and eliminates subjective or empirical adjustments. PureRank also offers computational advantages over PageRank, such as improved parallelizability and scalability, due to the use of strongly connected component decomposition in its definition. Furthermore, we introduce the concept of splitting for networks with both positively and negatively weighted links and extend PureRank to such general networks, providing a more versatile tool for network analysis.

Keywords: PageRank, damping factor, recursive importance, eigenvector centrality, Katz centrality

Mathematics Subject Classification: 05C50, 05C81, 60J10, 91D30

1 Introduction

PageRank, developed by Brin and Page as an algorithm for evaluating the importance of web pages [8, 21], has been applied to a wide range of AI-related fields, such as extracting keywords, key phrases, and key sentences from documents [5, 20]; improving propagation in graph neural networks [10]; identifying power users in social networks [19]; and finding new potential drug targets in protein networks [15]. For other applications, see e.g. [11] and the literature therein.

PageRank originates from the *recursive definition of importance (RDI)*—*importance is conferred by the important*—which is also the basic idea behind Katz centrality [16]. As Katz [16] stated: “Thus, the proposed new index allows for who chooses as well as how many choose.” RDI is widely believed to provide a measure of importance that effectively reflects the mutual evaluation and interaction among entities. This common belief has led to the proposal of several variants of Katz centrality, including the highly successful PageRank, as well as Hubbell’s centrality [13], (Bonacich’s) eigenvector centrality [3], and (Bonacich’s) power centrality [4].

Although RDI is more faithfully represented by eigenvector centrality [3] than by Katz centrality, eigenvector centrality has two main drawbacks: (i) *lack of uniqueness*—the inability to assign a unique value to each node in any network with multiple strongly connected

^aE-mail: masuyama@tmu.ac.jp

components (SCCs); (ii) *lack of completeness*—the inability to provide a complete ranking for any network with transient nodes (those not part of a closed SCC), as all transient nodes are assigned a value of zero, regardless of the network structure.

To address the drawbacks of eigenvector centrality, Katz centrality introduces two parameters: (i) the so-called *damping factor* α (or the damping rate $1 - \alpha$); and (ii) the baseline score, originally assigned to each node. Appropriately setting these two parameters helps mitigate the drawbacks of eigenvector centrality. Such practical solutions are adopted in other variations of Katz centrality, including PageRank. This Katz-like approach is one of the main reasons for the widespread success of PageRank, as mentioned earlier.

PageRank has already been applied in various fields (as mentioned earlier); nevertheless, Wąs and Skibski [24] have axiomatized PageRank to theoretically assess whether it, rather than other centralities, is more suitable for analyzing networks. Specifically, they introduced six axioms: (1) *Node Deletion*, (2) *Edge Deletion*, (3) *Edge Multiplication*, (4) *Edge Swap*, (5) *Node Redirect*, and (6) *Baseline*. They also proved that any centrality satisfying the first five axioms is equivalent to PageRank up to a multiplicative constant; moreover, such a centrality coincides with PageRank if it satisfies the sixth axiom. Additionally, several studies (e.g., [1, 23]) have examined the axiomatization of the Seeley index, which serves as the basic PageRank for strongly connected networks.

It should be noted that PageRank, which is axiomatized as described above, still faces the challenging problem of how to handle the decay factor $\alpha \in (0, 1)$. The damping factor α controls the proportion of artificial teleportations from each node. By definition, as α approaches one, the PageRank vector becomes more faithful to the original network; as α approaches zero, the PageRank vector becomes more independent of the original network, with all PageRank values nearing the reciprocal of the number of nodes. Although Brin and Page [8]’s recommendation of $\alpha = 0.85$ is widely accepted, some studies [12, 14] suggest that other values may be more appropriate for specific applications, such as ranking in sports leagues (see also [18, Chapter 6]). Furthermore, in certain networks, the top k nodes can be ranked in all possible orders (i.e., $k!$ permutations) even if α varies within a narrow interval, such as $[0.84999, 0.85001]$, around the recommended value [7].

This paper proposes a new importance measure called PureRank, which provides a parameter-free RDI-based node ranking, unlike Katz centrality and its variants (including PageRank). PureRank is introduced through three steps: (i) classifying nodes using Strongly Connected Component (SCC) decomposition; (ii) defining *local importance* scores of nodes within each class by following the concept of RDI as faithfully as possible; and (iii) constructing the *global importance* scores for all the nodes from the local importance scores in line with the concept of RDI. These steps do not involve any free parameters, thus achieving the parameter-free nature of the proposed importance measure. By eliminating free parameters, the proposed importance measure embodies “purity” and is thus named PureRank.

PureRank has three main strengths. First, it is parameter-free, which means that, unlike PageRank, it does not require any parameter tuning. Second, the calculation of local importance for classes, which is the core computational step of PureRank, can be parallelized, helping to reduce computation time, especially in large networks. In addition, local importance scores, which remain unaffected by changes in the network structure, do not need to be recomputed. Finally, because PureRank faithfully reflects the network structure (e.g., it does not introduce teleportation links like PageRank), it can naturally be extended to networks with both positive and negative link weights.

The remainder of this paper is organized into six sections. Section 2 reviews PageRank, describes the network considered in this paper, and discusses the problems associated with PageRank. Section 3 describes the formulation of PureRank in three steps, and compares PureRank with PageRank using a small example. Section 4 discusses methods for computing PureRank. Section 5 presents the random-surfer model of PureRank. Section 6 extends PureRank to general networks with positively and negatively weighted links. Finally, Section 7 provides concluding remarks.

2 Review of PageRank

This section has two subsections. Subsection 2.1 sets up the common framework for the definition of PageRank and our new importance measure, PureRank (which is described in Section 3). Subsection 2.2 provides the known results on PageRank, focusing on its drawbacks.

2.1 The network considered in this paper

In this subsection, we describe the network under consideration after introducing the basic notations and definitions necessary for our discussion.

Throughout the paper, let us write row vectors in bold lowercase Greek letters and column vectors in bold lowercase English letters. Let \mathbf{O} and \mathbf{I} represent the zero matrix and identity matrix, respectively. Let S be an arbitrary finite set, and let $|S|$ represent its cardinality. Let \mathbf{e}_S denote the $|S| \times 1$ vector of ones (the subscript “ S ” is omitted if its size is clear from the context), and let $\boldsymbol{\mu}_S$ represent the uniform distribution vector on S , that is,

$$\boldsymbol{\mu}_S = \frac{\mathbf{e}_S^\top}{|S|}. \quad (2.1)$$

For any vector \mathbf{v} , let $\text{diag } \mathbf{v}$ denote the diagonal matrix whose diagonal elements form vector \mathbf{v} , and let $\text{diag}^{-1} \mathbf{v}$ denote the inverse of $\text{diag } \mathbf{v}$ if it exists. For any vector \mathbf{v} (or matrix \mathbf{A}), let $(\mathbf{v})_i$ (or $(\mathbf{A})_{i,j}$) denote the i th (or (i,j) th) element of \mathbf{v} (or \mathbf{A}). Let $O(\cdot)$ denote the Big- O notation. Thus, the notation $f(x) = O(g(x))$ means that $|f(x)|$ is bounded from above by a positive constant multiple of some positive function $g(x)$ for all sufficiently large x .

Unless otherwise stated, this paper considers a network (i.e., a weighted directed graph) with N nodes labeled $1, 2, \dots, N$. Let $V = \{1, 2, \dots, N\}$ denote the set of node numbers. Let $w_{i,j} \geq 0$ represent the positive weight of the directed link from node i to node j , if such a link exists; otherwise, $w_{i,j} = 0$. Additionally, let $\mathbf{w} = (w_i)_{i \in V}$, where w_i denotes the total weight of the directed links from node i , that is,

$$w_i = \sum_{j \in V} w_{i,j}, \quad i \in V.$$

The network under consideration is represented as $G := (V, \mathbf{W})$, where $\mathbf{W} = (w_{i,j})_{i,j \in V}$ is called the *weight matrix*. Note that if the weights $w_{i,j}$ are binary (0 or 1), the network $G = (V, \mathbf{W})$ corresponds to a literature citation network in the broad sense (e.g., patent and paper citation networks).

2.2 PageRank and its problems

This subsection provides an overview of PageRank [21], focusing on its problems. First, we introduce the definition of *dangling nodes*, which is needed to describe the basic PageRank [21, Definition 1], a type of eigenvector centrality [3]. Next, we explain the lack of *uniqueness* and *completeness* in the basic PageRank. Finally, we discuss how Google's PageRank successfully addresses these two drawbacks of the basic PageRank but creates new problems of its own.

Definition 2.1 (Dangling nodes) *Node i is said to be a dangling node if and only if*

$$w_i = \sum_{j \in V} w_{i,j} = 0,$$

or equivalently, node i has no links to any node (including itself). The set of dangling nodes is denoted by D and is called the dangling class or class D . Furthermore, let $\mathbf{d} := (d_i)_{i \in V}$ denote a column vector such that

$$d_i = \begin{cases} 1, & \text{if } i \in D, \text{ or equivalently } w_i = 0 \\ 0, & \text{if } i \notin D, \text{ or equivalently } w_i > 0. \end{cases}$$

By definition,

$$w_i + d_i = \begin{cases} d_i = 1, & \text{if } i \in D, \text{ or equivalently } w_i = 0, \\ w_i > 0, & \text{if } i \notin D, \text{ or equivalently } w_i > 0. \end{cases}$$

The vector $\mathbf{d} = (d_i)_{i \in V}$ is referred to as the dangling vector.

Let $\mathbf{P} := (P_{i,j})_{i,j \in V}$ denote

$$\mathbf{P} = \text{diag}^{-1}(\mathbf{w} + \mathbf{d})\mathbf{W}. \quad (2.2)$$

Thus,

$$(\mathbf{P})_{i,j} = \begin{cases} \frac{w_{i,j}}{w_i}, & \text{if } i \notin D, \text{ or equivalently } w_i > 0, \\ 0, & \text{if } i \in D, \text{ or equivalently } w_i = 0. \end{cases}$$

Note that \mathbf{P} is stochastic if $D = \emptyset$.

We discuss the lack of *uniqueness* and *completeness* in the basic PageRank introduced by Page et al.[21]. Let

$$\mathbf{\Sigma} = \mathbf{P} + (\mathbf{e} - \mathbf{P}\mathbf{e})\frac{\mathbf{e}_V^\top}{N}.$$

The second term corresponds to *unbiased teleportation links* from dangling nodes. By definition, $\mathbf{\Sigma}$ is a stochastic matrix. The vector of the basic PageRank, denoted by $\boldsymbol{\sigma} := (\sigma_i)_{i \in V}$, is defined as the solution to the following equation (see [21, Definition1]):

$$\boldsymbol{\sigma} = \boldsymbol{\sigma}\mathbf{\Sigma}. \quad (2.3)$$

Equation (2.3) implies that $\boldsymbol{\sigma}$ is an eigenvector corresponding to the largest eigenvalue, 1, of the stochastic matrix $\mathbf{\Sigma}$, and thus is referred to as the eigenvector centrality [3]. However,

as noted in [21], Σ may be reducible. The reducibility of Σ leads to two issues: (i) the solution σ may not be unique; (ii) σ may contain zero elements, leading to an incomplete node ranking (see, e.g., [9, Chapter V, Section 2, Theorem 2.4 and the following paragraph]).

Page et al. [21] refined the basic PageRank as a kind of Katz centrality to overcome the lack of uniqueness and completeness in the basic PageRank. For $\alpha \in (0, 1)$, let σ_α denote a $1 \times N$ nonnegative vector such that

$$\sigma_\alpha = \alpha \cdot \sigma_\alpha \Sigma + \frac{1 - \alpha}{N} \cdot e_V^\top, \quad (2.4)$$

which is called the *PageRank vector*. Note that α is called the *damping factor* and $(1 - \alpha)/N$ is referred to as the *baseline score*. Note also that $(\mathbf{I} - \alpha \Sigma)^{-1}$ exists for any $\alpha \in (0, 1)$. Equation (2.4) then yields

$$\sigma_\alpha = \frac{1 - \alpha}{N} e_V^\top (\mathbf{I} - \alpha \Sigma)^{-1} = (1 - \alpha) \mu_V (\mathbf{I} - \alpha \Sigma)^{-1}, \quad \alpha \in (0, 1),$$

which is uniquely determined and positive. Therefore, PageRank overcomes the lack of uniqueness and completeness in the basic PageRank.

The standard procedure for computing the PageRank vector σ_α is the power method (see, e.g., [17]). Let \mathbf{G}_α , $\alpha \in (0, 1)$, denote the *Google matrix* (see [17, Chapter 4]), i.e., a positive stochastic matrix such that

$$\mathbf{G}_\alpha = \alpha \Sigma + (1 - \alpha) e_V \frac{e_V^\top}{N} > \mathbf{O}, \quad \alpha \in (0, 1). \quad (2.5)$$

Clearly, \mathbf{G}_α is an irreducible stochastic matrix. Therefore, \mathbf{G}_α has the *unique* and *positive* stationary distribution vector (see, e.g., [6, Theorems 3.2.6 and 3.2.8]), which is the PageRank vector σ_α . Indeed, pre-multiplying \mathbf{G}_α by σ_α and using $\sigma_\alpha e = 1$, and (2.4) we obtain

$$\sigma_\alpha \mathbf{G}_\alpha = \alpha \Sigma + (1 - \alpha) \frac{e_V^\top}{N} = \sigma_\alpha.$$

Since \mathbf{G}_α is aperiodic,

$$\lim_{n \rightarrow \infty} \mathbf{G}_\alpha^n = e \sigma_\alpha.$$

Therefore, we can compute σ_α by a basic power-method recursion:

$$\begin{cases} \sigma_\alpha(0) = \mu_V, & (2.6a) \\ \sigma_\alpha(n+1) = \sigma_\alpha(n) \mathbf{G}_\alpha, & n \in \mathbb{Z}_+, \end{cases} \quad (2.6b)$$

where $\mathbb{Z}_+ = \{0, 1, 2, \dots\}$.

The PageRank vector σ_α has the problem of tuning the damping factor α . It follows from (2.5) that

$$\lim_{\alpha \downarrow 0} \mathbf{G}_\alpha = \Sigma, \quad \lim_{\alpha \uparrow 1} \mathbf{G}_\alpha = \frac{e_V e_V^\top}{N}.$$

Therefore, as α approaches 0, σ_α becomes less dependent on the network $G = (V, \mathbf{W})$ and converges to μ_V . Conversely, as α approaches 1, σ_α more closely reflects the network structure.

Furthermore, as noted in [18, Section 5.1], the convergence of the power method for the Google matrix slows down as α approaches 1, while the convergence becomes faster as α approaches 0. Thus, balancing faithfulness to the network structure with computational efficiency, $\alpha = 0.85$ is commonly accepted as the recommended value for the damping factor. However, as mentioned in Section 1, other values of the damping factor α may produce more desirable results in sports leagues (see [18, Chapter 6]). Furthermore, varying the damping factor around the recommended value of 0.85 can lead to all possible rankings (see [7]). Consequently, to the best of our knowledge, the problem of determining an optimal value of the damping factor α has not been solved.

3 PureRank: A Parameter-Free RDI-based importance measure

This section formulates PureRank, a new parameter-free RDI-based importance measure for networks with positively weighted links, in three steps. Section 3.1 introduces the *recurrent* and *transient* classes, in addition to the dangling class (presented in Definition 2.1), to classify nodes into these three classes by the Strongly Connected Component (SCC) decomposition. Section 3.2 defines the local importance for each class based on the principles of RDI. Section 3.3 explains the RDI-based local-to-global approach for constructing PureRank scores, which represent the global importance scores of all nodes derived from their local importance within each class. Finally, Section 3.4 presents a numerical example to demonstrate the reliability of PureRank, which is free from parameter tuning, in comparison with PageRank.

3.1 Classification of nodes

This subsection describes the classification of nodes and the partitioning of the network. First, we introduce the *recurrent* and *transient* classes, in addition to the dangling class previously defined. Next, we describe the connectivity structure of the network $G = (V, \mathbf{W})$ based on the classification of the nodes. Following this, the original and normalized weight matrices are partitioned (the latter is used in particular in the formulation of PureRank). Finally, we explain the procedure for classifying the nodes of the network into recurrent, transient, and dangling classes.

We begin by defining the recurrent and transient classes.

Definition 3.1 (Recurrent class) *A set $S \subset V \setminus D$ is said to be a recurrent class if and only if S is a closed SCC consisting of nodes having at least one outgoing links (including self-loops), i.e.,*

$$\begin{aligned} \sum_{n=1}^{\infty} (\mathbf{W}^n)_{i,j} &> 0, \quad \forall i \in S, \forall j \in S, \\ \sum_{n=1}^{\infty} (\mathbf{W}^n)_{i,j} &= 0, \quad \forall i \in S, \forall j \in V \setminus S. \end{aligned}$$

Each node in a recurrent class is said to be recurrent. For future reference, let $K \in \mathbb{Z}_+$ denote the number of recurrent classes, denoted by $R_k \subset V$, $k \in \mathbb{K} := \{1, 2, \dots, K\}$. Clearly, the

recurrent classes R_1, R_2, \dots, R_K are disjoint, that is,

$$R_k \cap R_\ell = \emptyset, \quad 1 \leq k < \ell \leq K,$$

and $R = \bigsqcup_{k=1}^K R_k$, where symbol “ \bigsqcup ” denotes the disjoint union of sets. In the case that $K = 0$ (i.e., $\mathbb{K} = \emptyset$), there are no recurrent classes in the network $G = (V, \mathbf{W})$.

Definition 3.2 (Transient class) Node i is said to be transient if and only if node i is not recurrent or dangling, or equivalently, node i is a member of a non-closed SCC. The set of transient nodes is denoted by $T \subset V$.

Remark 3.1 Each recurrent class is a closed SCC of the network G , and thus each node in a recurrent class has no path (direct or indirect) to any node outside the class. In general, it is possible for some recurrent classes to consist of a single node.

We describe the connectivity structure of the network $G = (V, \mathbf{W})$, as revealed by the classification $\mathcal{C} := \{R_1, R_2, \dots, R_K, T, D\}$ of the nodes. Rearranging the components of \mathbf{W} according to \mathcal{C} , we partition \mathbf{W} as follows:

$$\mathbf{W} = \begin{matrix} & \begin{matrix} R_1 & \cdots & R_K & T & D \end{matrix} \\ \begin{matrix} R_1 \\ \vdots \\ R_K \end{matrix} & \left(\begin{array}{ccc|cc} \mathbf{W}_{R_1} & & \mathbf{O} & & \\ & \ddots & & \mathbf{O} & \mathbf{O} \\ \mathbf{O} & & \mathbf{W}_{R_K} & & \mathbf{O} \end{array} \right) \\ T & \left(\begin{array}{ccc|cc} \mathbf{W}_{T,R_1} & \cdots & \mathbf{W}_{T,R_K} & \mathbf{W}_T & \mathbf{W}_{T,D} \\ \mathbf{O} & & \mathbf{O} & \mathbf{O} & \mathbf{O} \end{array} \right) \\ D & \left(\begin{array}{ccc|cc} & & & & \end{array} \right) \end{matrix}. \quad (3.1)$$

Note that each dangling node has no outlinks, so all rows corresponding to class D are zeros. Note also that \mathbf{W}_{R_k} , $k \in \mathbb{K}$, is irreducible because each recurrent class R_k is a closed SCC. Furthermore, (3.1) indicates that the connectivity structure of the network $G = (V, \mathbf{W})$ is as shown in Figure 1.

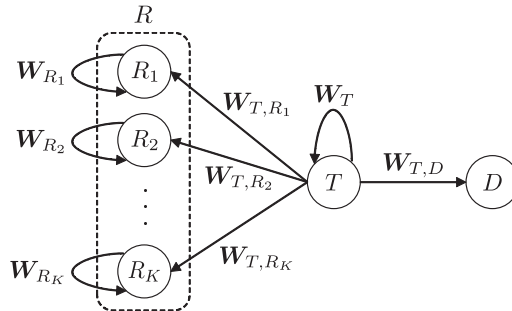


Figure 1: The connectivity structure of the network $G = (V, \mathbf{W})$

According to the classification \mathcal{C} , we partition \mathbf{P} similarly to (3.1), which is used later in the formulation of PureRank. The partitioned form of \mathbf{P} is as follows:

$$\mathbf{P} = \begin{array}{c} R_1 \\ \vdots \\ R_K \\ T \\ D \end{array} \left(\begin{array}{ccc|cc} R_1 & \cdots & R_K & T & D \\ \mathbf{P}_{R_1} & & \mathbf{O} & & \\ \vdots & \ddots & & \mathbf{O} & \mathbf{O} \\ R_K & & \mathbf{P}_{R_K} & & \\ \hline T & \mathbf{P}_{T,R_1} & \cdots & \mathbf{P}_T & \mathbf{P}_{T,D} \\ \hline D & & \mathbf{O} & \mathbf{O} & \mathbf{P}_D (= \mathbf{O}) \end{array} \right), \quad (3.2)$$

where

$$\mathbf{P}_{R_k} = \text{diag}^{-1}(\mathbf{W}_{R_k} \mathbf{e}) \mathbf{W}_{R_k}, \quad k \in \mathbb{K}, \quad (3.3)$$

$$\mathbf{P}_{T,R_k} = \text{diag}^{-1}(\mathbf{w}_T) \mathbf{W}_{T,R_k}, \quad k \in \mathbb{K}, \quad (3.4)$$

$$\mathbf{P}_T = \text{diag}^{-1}(\mathbf{w}_T) \mathbf{W}_T, \quad (3.5)$$

$$\mathbf{P}_{T,D} = \text{diag}^{-1}(\mathbf{w}_T) \mathbf{W}_{T,D}, \quad (3.6)$$

$$\mathbf{w}_T = \sum_{k=1}^K \mathbf{W}_{T,R_k} \mathbf{e} + \mathbf{W}_T \mathbf{e} + \mathbf{W}_{T,D} \mathbf{e}. \quad (3.7)$$

Recall that the normalized weight matrix \mathbf{P} is stochastic. As a result, \mathbf{P}_{R_k} , $k \in \mathbb{K}$, is an irreducible stochastic matrix due to (3.3) and the irreducibility of \mathbf{W}_{R_k} . Additionally, (3.4)–(3.7) yield

$$\sum_{k=1}^K \mathbf{P}_{T,R_k} \mathbf{e} + \mathbf{P}_T \mathbf{e} + \mathbf{P}_{T,D} \mathbf{e} = \mathbf{e}. \quad (3.8)$$

For brevity, we also provide a more coarsely partitioned (but compact) form of \mathbf{P} .

$$\mathbf{P} = \begin{array}{c} R \\ T \\ D \end{array} \left(\begin{array}{ccc} R & T & D \\ \mathbf{P}_R & \mathbf{O} & \mathbf{O} \\ \mathbf{P}_{T,R} & \mathbf{P}_T & \mathbf{P}_{T,D} \\ \mathbf{O} & \mathbf{O} & \mathbf{O} \end{array} \right), \quad (3.9)$$

where

$$\mathbf{P}_R = \begin{matrix} & R_1 & R_2 & \cdots & R_K \\ \begin{matrix} R_1 \\ R_2 \\ \vdots \\ R_K \end{matrix} & \begin{pmatrix} \mathbf{P}_{R_1} & \mathbf{O} & \cdots & \mathbf{O} \\ \mathbf{O} & \mathbf{P}_{R_2} & \ddots & \vdots \\ \vdots & \vdots & \ddots & \ddots \\ \mathbf{O} & \cdots & \mathbf{O} & \mathbf{P}_{R_K} \end{pmatrix} \end{matrix}, \quad (3.10)$$

$$\mathbf{P}_{T,R} = T \begin{pmatrix} R_1 & R_2 & \cdots & R_K \\ \mathbf{P}_{T,R_1} & \mathbf{P}_{T,R_2} & \cdots & \mathbf{P}_{T,R_K} \end{pmatrix}. \quad (3.11)$$

Finally, we describe the procedure for classifying the nodes of the network $G = (V, \mathbf{W})$ into recurrent, transient, and dangling classes. First, an SCC decomposition algorithm, such as Kosaraju's algorithm (see, e.g., [22, Algorithm 4.6]), is applied to the network $G = (V, \mathbf{W})$. Each SCC is then classified into recurrent, transient, or dangling classes according to the following rules (see Figure 2):

- (i) If an SCC is not closed (meaning any node in it has outlinks to other SCCs), then the nodes in the SCC are classified into class T .
- (ii) If a closed SCC contains no nodes with outlinks (including self-loops), then the nodes in the SCC are classified into class D .
- (iii) If a closed SCC has nodes with outlinks, then the nodes in the closed SCC are classified into class R . More specifically, such closed SCCs are labeled as class R_1, R_2, \dots in the order of classification.

The computational cost of this node classification is mainly determined by the cost of SCC decomposition, which is $O(|V| + |E|)$ when using Kosaraju's algorithm, where E is the set of links of the network $G = (V, \mathbf{W})$, i.e.,

$$E = \{(i, j) \in V^2 : w_{i,j} > 0\}.$$

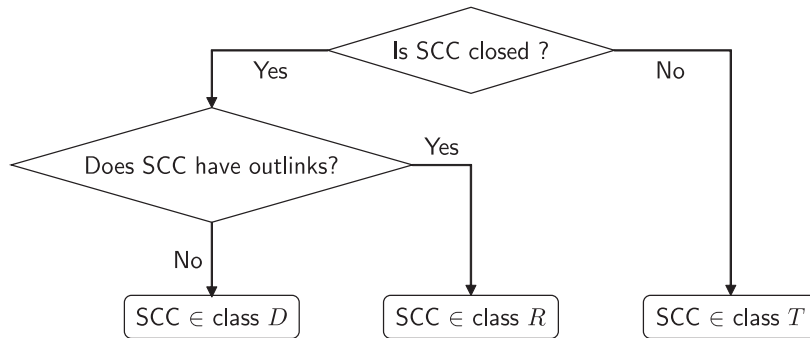


Figure 2: Classification of nodes by SCC (outlinks include self-loops)

3.2 Local importance vectors

This subsection addresses the linear programming problem for each $S \in \mathcal{C}$ and explores the relationship between the optimal solution to Problem 3.1 and RDI via Katz centrality. To describe the optimal solution, we introduce specific nonnegative row vectors, which are key to its formulation. The optimal solution is then formally presented in a theorem. Finally, based on this theorem, we define the local importance vector for each class.

For each $S \in \mathcal{C}$, we consider the following linear programming problem.

Problem 3.1

$$\begin{aligned} & \text{Minimize} && \beta_S \\ & \text{Subject to} && \mathbf{x}_S^\top = (1 - \varepsilon_S) \mathbf{x}_S^\top \mathbf{P}_S + \beta_S \mathbf{e}_S^\top, & (3.12a) \\ & && \mathbf{x}_S^\top \mathbf{e}_S = 1, & (3.12b) \\ & && \mathbf{x}_S \geq \mathbf{0}, & (3.12c) \\ & && 0 \leq \varepsilon_S \leq 1, \beta_S \geq 0. & (3.12d) \end{aligned}$$

We now explain the relationship between the optimal solution to Problem 3.1 and RDI via Katz centrality. This problem concerns the Katz centrality for the subnetwork $G_S := (S, \mathbf{P}_S)$. The first constraint (3.12a) defines the Katz centrality vector \mathbf{x}_S for the network G_S , while the second constraint (3.12b) normalizes \mathbf{x}_S . The third constraint (3.12c) ensures the nonnegativity of \mathbf{x}_S , and the fourth constraint (3.12d) specifies the allowable ranges for the damping rate ε_S and baseline score β_S . Given these conditions, Problem 3.1 minimizes the baseline score β_S . Therefore, the optimal solution represents the Katz centrality for G_S with the baseline score β_S minimized. In other words, the optimal solution provides an importance measure for the subnetwork G_S that follows the RDI concept as faithfully as possible. This is because (3.12a) with $\beta_S = 0$ *formally* defines the eigenvector centrality for G_S and the eigenvector centrality purely embodies the RDI concept.

To present the optimal solution to Problem 3.1, we introduce the nonnegative row vectors $\boldsymbol{\lambda}_D := (\lambda_D(j))_{j \in D}$, $\boldsymbol{\lambda}_T := (\lambda_T(j))_{j \in T}$, and $\boldsymbol{\lambda}_{R_k} := (\lambda_{R_k}(j))_{j \in R_k}$ for $k \in \mathbb{K}$:

$$\boldsymbol{\lambda}_D = \boldsymbol{\mu}_D = \frac{\mathbf{e}_D^\top}{|D|}, \quad (3.13)$$

$$\boldsymbol{\lambda}_T = \frac{\boldsymbol{\mu}_T (\mathbf{I} - \mathbf{P}_T)^{-1}}{\boldsymbol{\mu}_T (\mathbf{I} - \mathbf{P}_T)^{-1} \mathbf{e}} = \frac{\mathbf{e}_T^\top (\mathbf{I} - \mathbf{P}_T)^{-1}}{\mathbf{e}_T^\top (\mathbf{I} - \mathbf{P}_T)^{-1} \mathbf{e}}, \quad (3.14)$$

and $\boldsymbol{\lambda}_{R_k}$ is the unique stationary distribution vector of \mathbf{P}_{R_k} , i.e., the unique vector such that

$$\boldsymbol{\lambda}_{R_k} \mathbf{P}_{R_k} = \boldsymbol{\lambda}_{R_k}, \quad \boldsymbol{\lambda}_{R_k} \mathbf{e} = 1, \quad \boldsymbol{\lambda}_{R_k} \geq \mathbf{0}. \quad (3.15)$$

The uniqueness of $\boldsymbol{\lambda}_{R_k}$ follows from the irreducibility of \mathbf{P}_{R_k} (see, e.g., [6, Theorems 3.2.6 and 3.2.8]).

The optimal solution to Problem 3.1 is presented in the following theorem.

Theorem 3.1

(i) Let

$$\beta_S^* = \begin{cases} \frac{1}{|D|}, & S = D, \\ 0, & S = R_1, R_2, \dots, R_K, \\ \frac{1}{\mathbf{e}_T^\top (\mathbf{I} - \mathbf{P}_T)^{-1} \mathbf{e}}, & S = T. \end{cases} \quad (3.16)$$

For each $S \in \mathcal{C} \setminus D$, $(\mathbf{x}_S^\top, \varepsilon_S, \beta_S) = (\boldsymbol{\lambda}_S, 0, \beta_S^*)$ is then the unique optimal solution to Problem 3.1.

(ii) Furthermore, for each $S \in \mathcal{C}$, $(\mathbf{x}_S^\top, \varepsilon_S, \beta_S) = (\boldsymbol{\lambda}_S, 0, \beta_S^*)$ is also the unique solution that minimizes to the multi-objective function (ε_S, β_S) under the constraints (3.12a)–(3.12d).

Proof. See Appendix A.1. □

Based on Theorem 3.1, we define the local importance vector for each class.

Definition 3.3 (Local importance vectors) For $S \in \mathcal{C}$, let $\lambda_S(j)$, $j \in S$, denote the local importance score of node $j \in S$ within class S . The vector $\boldsymbol{\lambda}_S := (\lambda_S(j))_{j \in S}$ is referred to as the local importance vector of class S .

Theorem 3.1 ensures that the local importance vector $\boldsymbol{\lambda}_S$ follows the RDI concept as faithfully as possible. As can be seen from the discussion following Problem 3.1, this theorem shows that $\boldsymbol{\lambda}_S$ is the unique optimal solution to Problem 3.1, making the Katz centrality for the subnetwork of class S as close as possible to its eigenvector centrality, which purely embodies the RDI concept. Therefore, we can say that the local importance vector $\boldsymbol{\lambda}_S$ serves as an importance measure that faithfully adheres to the RDI concept, based on the structure of the subnetwork of class S .

Remark 3.2 Avrachenkov et al. [2] proposed four centralities for the transient class (which they refer to as the extended strongly connected component), one of which is equivalent to the local importance vector $\boldsymbol{\lambda}_T$ (see [2, Definition 1]). However, their discussion focused on local centralities within the transient class and did not address a “global” centrality (importance) that considers the connectivity structure with other classes.

To conclude this subsection, we discuss the role and interpretation of the baseline score for each class $S \in \mathcal{C}$, as reflected in the distribution process of importance scores in the subnetwork $G_S = (S, \mathbf{P}_S)$. The distribution processes of importance scores for the respective classes are expressed using block diagrams, as explained in Theorem 3.1 (see Figure 3).

For class R_k , which is a closed strongly connected component (SCC), the baseline score $\beta_{R_k}^*$ is zero. Since the internal structure of class R_k is self-contained and does not rely on external support, its equilibrium distribution of local importance scores is determined solely by its internal link structure.

Conversely, class T is a non-closed SCC and thus experiences an outflow of importance to other classes. To compensate for this outflow, a positive baseline score β_T^* is introduced. This score can be interpreted as an external “injection” of importance, ensuring a non-degenerate equilibrium in the local importance scores for class T . Without this injected baseline, the internal importance of class T would continuously decrease due to outflow, preventing the distribution of local importance scores from reaching a meaningful equilibrium.

Finally, class D has a positive baseline score β_D^* , a set of nodes with no outflow unlike class T . However, this baseline score does not compensate for a loss of importance but rather establishes a fundamental level of importance since there is no internal redistribution. In other words, while β_T^* acts as a compensatory measure to offset external outflow, β_D^* provides an essential “existence value” to class D that would otherwise remain insignificant.

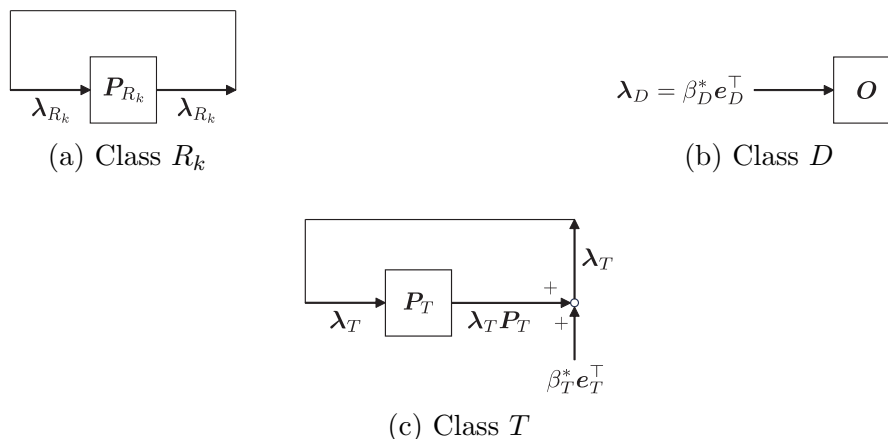


Figure 3: The block diagrams of local importance vectors

3.3 RDI-based local-to-global construction of PureRank

This subsection describes the RDI-based local-to-global (RDI-L2G) construction of the PureRank vector, which determines the *global* importance score (i.e., PureRank score) of each node from the local importance vectors. We begin by introducing the concept of the RDI-L2G construction, followed by a theorem that provides the formulas to implement the RDI-L2G construction. Finally, we justify the term “PureRank” as a parameter-free, RDI-based measure of importance.

We present our concept for the RDI-L2G construction of the PureRank vector. This construction relies on two key techniques: (i) scaling the local importance vectors by both class size and external compensation of importance (see Figure 4) and (ii) distributing the local importance scores of class T through an RDI-based approach. The RDI-L2G construction is described as follows:

Concept 3.2 (RDI-L2G construction of the PureRank vector) *Let π_j , $j \in V$, denote the PureRank score of node i , and $\boldsymbol{\pi} := (\pi_j)_{j \in V}$ is called the PureRank vector. For each $S \in \mathcal{S}$, the PureRank subvector $\boldsymbol{\pi}_S := (\pi_j)_{j \in S}$ of class S is constructed from the local importance vectors $(\boldsymbol{\lambda}_S; S \in \mathcal{C})$ in the following way:*

- (i) *Since class T is a non-closed SCC, its local importance flows to other classes. The positive baseline score β_T^* compensates for this outflow and ensures a non-degenerate equilibrium in its local importance scores. Note that the total outflow, and therefore the external compensation, is given by*

$$\boldsymbol{\theta}_T := \beta_T^* \mathbf{e}_T^\top \mathbf{e} = |T| \times \beta_T^*. \quad (3.17)$$

To fairly account for this external compensation and differences in class size, we define $\boldsymbol{\pi}_T$ as proportional to $\boldsymbol{\lambda}_T$, scaled by the class size $|T|$ and a reducing factor $1/(1 + \theta_T)$:

$$\boldsymbol{\pi}_T \propto \frac{|T|}{1 + \theta_T} \boldsymbol{\lambda}_T.$$

- (ii) Since each class R_k ($k = 1, 2, \dots, K$) is a closed SCC, its local importance is preserved without any outflow. Indeed, the baseline score $\beta_{R_k}^*$ is zero, and there is no external compensation of importance for class R_k . Based on these facts, it is reasonable to scale the local importance vector $\boldsymbol{\lambda}_{R_k}$ only by the class size $|R_k|$. Thus, the PureRank subvector $\boldsymbol{\pi}_{R_k}$ of class R_k is constructed by combining its scaled local importance vector with the scaled importance distributed from class T , as follows:

$$\boldsymbol{\pi}_{R_k} \propto |R_k| \boldsymbol{\lambda}_{R_k} + \frac{|T|}{1 + \theta_T} \boldsymbol{\lambda}_T \mathbf{P}_{T,R_k}, \quad k = 1, 2, \dots, K.$$

- (iii) Since class D is the set of nodes without any outlinks (including self-loops), its local importance does not flow to other classes, despite having a positive baseline score $\beta_D^* = 1/|D| > 0$. As mentioned earlier, this positive baseline score ensures a fundamental level of importance for each node in class D . Therefore, it is sufficient to scale the local importance vector of class D solely by its class size. Consequently, the PureRank subvector $\boldsymbol{\pi}_D$ of class D is constructed similarly to that of class R_k and is formally given as follows:

$$\boldsymbol{\pi}_D \propto |D| \boldsymbol{\lambda}_D + \frac{|T|}{1 + \theta_T} \boldsymbol{\lambda}_T \mathbf{P}_{T,D}.$$

- (iv) The sum of the PureRank scores is equal to one, i.e., $\sum_{j \in V} \pi_j = 1$, or equivalently,

$$\sum_{k=1}^K \boldsymbol{\pi}_{R_k} \mathbf{e} + \boldsymbol{\pi}_D \mathbf{e} + \boldsymbol{\pi}_T \mathbf{e} = 1. \quad (3.18)$$

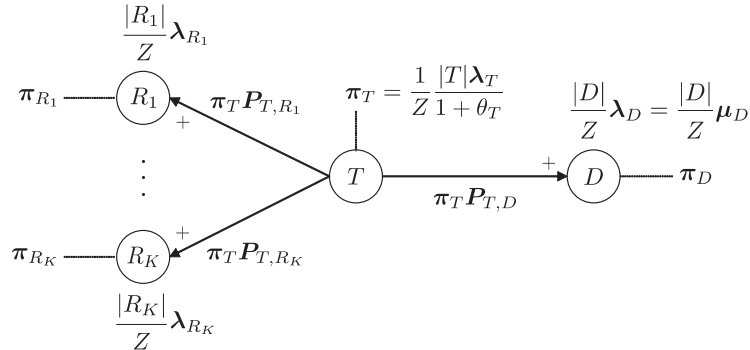


Figure 4: RDI-L2G construction of the PureRank vector (Z is the normalizing constant)

Concept 3.2 leads to Theorem 3.3 below, which provides the formulas for the RDI-L2G construction of the PureRank subvectors ($\boldsymbol{\pi}_S; S \in \mathcal{C}$) from the local importance vectors ($\boldsymbol{\lambda}_S; S \in \mathcal{C}$).

Theorem 3.3 *The PureRank subvectors are given by*

$$\boldsymbol{\pi}_{R_k} = \frac{1}{N} \left(|R_k| \boldsymbol{\lambda}_{R_k} + \frac{|T|}{1 + \theta_T} \boldsymbol{\lambda}_T \mathbf{P}_{T,R_k} \right), \quad k \in \mathbb{K}, \quad (3.19a)$$

$$\boldsymbol{\pi}_D = \frac{1}{N} \left(|D| \boldsymbol{\mu}_D + \frac{|T|}{1 + \theta_T} \boldsymbol{\lambda}_T \mathbf{P}_{T,D} \right), \quad (3.19b)$$

$$\boldsymbol{\pi}_T = \frac{1}{N} \frac{|T|}{1 + \theta_T} \boldsymbol{\lambda}_T, \quad (3.19c)$$

where θ_T in (3.17) is given by

$$\theta_T = 1 - \boldsymbol{\lambda}_T \mathbf{P}_T \mathbf{e}. \quad (3.20)$$

Furthermore, (3.19a) and (3.19b) are rewritten as

$$\boldsymbol{\pi}_{R_k} = \frac{|R_k|}{N} \boldsymbol{\lambda}_{R_k} + \boldsymbol{\pi}_T \mathbf{P}_{T,R_k}, \quad k \in \mathbb{K}, \quad (3.21a)$$

$$\boldsymbol{\pi}_D = \frac{|D|}{N} \boldsymbol{\mu}_D + \boldsymbol{\pi}_T \mathbf{P}_{T,D}. \quad (3.21b)$$

Proof. We prove (3.19) and (3.21). It follows from Concept 3.2 that there exists a constant $Z > 0$ such that

$$\boldsymbol{\pi}_{R_k} = \frac{1}{Z} \left(|R_k| \boldsymbol{\lambda}_{R_k} + \frac{|T|}{1 + \theta_T} \boldsymbol{\lambda}_T \mathbf{P}_{T,R_k} \right), \quad k \in \mathbb{K}, \quad (3.22a)$$

$$\boldsymbol{\pi}_D = \frac{1}{Z} \left(|D| \boldsymbol{\lambda}_D + \frac{|T|}{1 + \theta_T} \boldsymbol{\lambda}_T \mathbf{P}_{T,D} \right), \quad (3.22b)$$

$$\boldsymbol{\pi}_T = \frac{1}{Z} \frac{|T|}{1 + \theta_T} \boldsymbol{\lambda}_T. \quad (3.22c)$$

It also follows from (3.22), (3.18), (3.8), and $\boldsymbol{\lambda}_S \mathbf{e} = 1$ ($S \in \mathcal{C}$) that

$$\begin{aligned} Z &= \sum_{k=1}^K |R_k| \boldsymbol{\lambda}_{R_k} \mathbf{e} + |D| \boldsymbol{\lambda}_D \mathbf{e} + \frac{|T|}{1 + \theta_T} \left(\sum_{k=1}^K \boldsymbol{\lambda}_T \mathbf{P}_{T,R_k} \mathbf{e} + \boldsymbol{\lambda}_T \mathbf{P}_{T,D} \mathbf{e} + \boldsymbol{\lambda}_T \mathbf{e} \right) \\ &= \sum_{k=1}^K |R_k| + |D| + \frac{|T|}{1 + \theta_T} \left[\boldsymbol{\lambda}_T \left(\sum_{k=1}^K \mathbf{P}_{T,R_k} \mathbf{e} + \mathbf{P}_{T,D} \mathbf{e} \right) + 1 \right] \\ &= \sum_{k=1}^K |R_k| + |D| + \frac{|T|}{1 + \theta_T} [(1 - \boldsymbol{\lambda}_T \mathbf{P}_T \mathbf{e}) + 1]. \end{aligned}$$

Combining this result with (3.20) and $\sum_{k=1}^K |R_k| + |D| + |T| = N$ yields

$$\begin{aligned} Z &= \sum_{k=1}^K |R_k| + |D| + \frac{|T|}{1 + \theta_T} (\theta_T + 1) \\ &= \sum_{k=1}^K |R_k| + |D| + |T| = N. \end{aligned} \quad (3.23)$$

Substituting (3.23) and $\lambda_D = \mu_D$ into (3.22) results in (3.19). Furthermore, substituting (3.19c) into (3.19a) and (3.19b) leads to (3.21a) and (3.21b), respectively.

To complete the proof, we prove (3.20). Using (3.17), (3.16), (2.1), and $\mu_T \mathbf{e} = 1$, we have

$$\begin{aligned} \theta_T &= |T| \times \beta_T^* = \frac{|T|}{\mathbf{e}_T^\top (\mathbf{I} - \mathbf{P}_T)^{-1} \mathbf{e}} = \frac{1}{\mu_T (\mathbf{I} - \mathbf{P}_T)^{-1} \mathbf{e}} \\ &= \frac{\mu_T (\mathbf{I} - \mathbf{P}_T)^{-1} (\mathbf{I} - \mathbf{P}_T) \mathbf{e}}{\mu_T (\mathbf{I} - \mathbf{P}_T)^{-1} \mathbf{e}} \\ &= 1 - \frac{\mu_T (\mathbf{I} - \mathbf{P}_T)^{-1} \mathbf{P}_T \mathbf{e}}{\mu_T (\mathbf{I} - \mathbf{P}_T)^{-1} \mathbf{e}} \\ &= 1 - \lambda_T \mathbf{P}_T \mathbf{e}, \end{aligned}$$

where the last equality follows from (3.14). Thus, (3.20) holds. \square

Finally, we explain that the proposed importance measure deserves to be named PureRank, a parameter-free RDI-based measure. Clearly, PureRank has no free parameters. Definition 3.3 shows that the local importance in each class is a kind of Katz centrality, but it is designed to minimise both the damping rate of the links and the baseline scores of the nodes, making the local importance as RDI-compliant as possible, more specifically, as close as possible to eigenvector centrality, which embodies RDI. Furthermore, the PureRank scores are constructed from the local importance scores in the RDI-based way shown in Concept 3.2, taking into account the class size and the augmentation of importance. As a result, our measure is parameter-free and RDI-based, making it a “pure” recursive importance measure that ensures the uniqueness of importance scores and eliminates the influence of subjective or empirical adjustments.

3.4 A small example: calculating PureRank and comparing with PageRank

This subsection demonstrates the calculation of PureRank using a small network as an example. First, we describe the process for calculating the PureRank scores of the nodes in the network. Next, we note that the parameter-free nature of PureRank makes it more reliable than PageRank. Finally, we discuss the differences in the evaluation of transient and dangling nodes between PureRank and PageRank. .

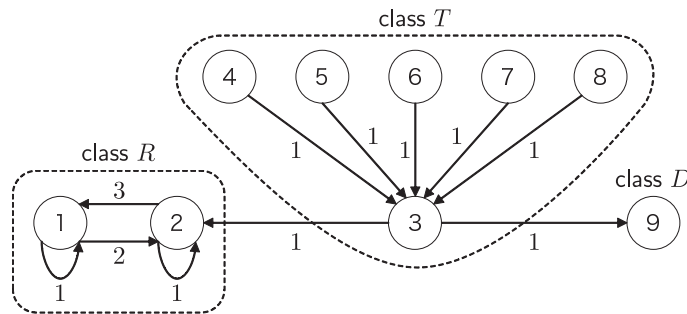


Figure 5: A small example of the network G

We describe the network $G = (V, \mathbf{W})$ considered in this subsection, as illustrated in Figure 5. As shown in the figure, the set of nodes $V = 1, 2, \dots, 9$ is classified into a single

recurrent class $R = 1, 2$, a single transient class $T = 3, 4, \dots, 8$, and a single dangling class $D = 9$. Thus, the weight matrix \mathbf{W} is given by

$$\mathbf{W} = \begin{array}{c} R \\ T \\ D \end{array} \begin{array}{c} R \\ T \\ D \end{array} \left(\begin{array}{cc|ccccc|c} 1 & 2 & 0 & 0 & 0 & 0 & 0 & 0 \\ 3 & 1 & 0 & 0 & 0 & 0 & 0 & 0 \\ \hline 0 & 1 & 0 & 0 & 0 & 0 & 0 & 1 \\ 0 & 0 & 1 & 0 & 0 & 0 & 0 & 0 \\ 0 & 0 & 1 & 0 & 0 & 0 & 0 & 0 \\ 0 & 0 & 1 & 0 & 0 & 0 & 0 & 0 \\ 0 & 0 & 1 & 0 & 0 & 0 & 0 & 0 \\ \hline 0 & 0 & 0 & 0 & 0 & 0 & 0 & 0 \end{array} \right),$$

and the normalized weight matrix \mathbf{P} is given by

$$\mathbf{P} = \begin{array}{c} R \\ T \\ D \end{array} \begin{array}{c} R \\ T \\ D \end{array} \left(\begin{array}{cc|ccccc|c} 1/3 & 2/3 & 0 & 0 & 0 & 0 & 0 & 0 \\ 3/4 & 1/4 & 0 & 0 & 0 & 0 & 0 & 0 \\ \hline 0 & 1/2 & 0 & 0 & 0 & 0 & 0 & 1/2 \\ 0 & 0 & 1 & 0 & 0 & 0 & 0 & 0 \\ 0 & 0 & 1 & 0 & 0 & 0 & 0 & 0 \\ 0 & 0 & 1 & 0 & 0 & 0 & 0 & 0 \\ 0 & 0 & 1 & 0 & 0 & 0 & 0 & 0 \\ \hline 0 & 0 & 0 & 0 & 0 & 0 & 0 & 0 \end{array} \right).$$

The submatrices of \mathbf{P} used to calculate the local importance vectors are as follows:

$$\mathbf{P}_R = \begin{pmatrix} 1/3 & 2/3 \\ 3/4 & 1/4 \end{pmatrix}, \quad (3.24a)$$

$$\mathbf{P}_T = \begin{pmatrix} 0 & \mathbf{0}_5^\top \\ \mathbf{e} & \mathbf{O}_{5,5} \end{pmatrix}, \quad (3.24b)$$

$$\mathbf{P}_{T,R} = \begin{pmatrix} 0 & 1/2 \\ \mathbf{0}_5 & \mathbf{0}_5 \end{pmatrix}, \quad \mathbf{P}_{T,D} = \begin{pmatrix} 1/2 \\ \mathbf{0}_5 \end{pmatrix}, \quad (3.24c)$$

where $\mathbf{0}_n$ denotes the $n \times 1$ zero vector and $\mathbf{O}_{m,n}$ denotes the $m \times n$ zero matrix.

We calculate the local importance vectors, denoted by $\boldsymbol{\lambda}_S := (\lambda_S(j))_{j \in S}$ for $S \in \{R, T, D\}$. Recall that $R = \{1, 2\}$, $T = \{3, 4, 5, 6, 7, 8\}$, and $D = \{9\}$ in the present example. It follows from the structure of \mathbf{P}_T in (3.24b) that $(\mathbf{P}_T)^m = \mathbf{O}$ for all $m = 2, 3, \dots$. Therefore,

$$(\mathbf{I} - \mathbf{P}_T)^{-1} = \mathbf{I} + \mathbf{P}_T = \begin{pmatrix} 1 & \mathbf{0}_5^\top \\ \mathbf{e} & \mathbf{I} \end{pmatrix}.$$

Combining this result with (3.14), we obtain

$$\boldsymbol{\lambda}_T = \frac{\overbrace{(1, 1, \dots, 1)}^6 \begin{pmatrix} 1 & \mathbf{0}_5^\top \\ \mathbf{e} & \mathbf{I} \end{pmatrix}}{\overbrace{(1, 1, \dots, 1)}^6 \begin{pmatrix} 1 & \mathbf{0}_5^\top \\ \mathbf{e} & \mathbf{I} \end{pmatrix} \mathbf{e}} = \frac{1}{11} \overbrace{(6, 1, 1, \dots, 1)}^5. \quad (3.25)$$

It also follows from (3.15) and (3.24a) that $\boldsymbol{\lambda}_R = (\lambda_R(1), \lambda_R(2))$ is a probability vector such that

$$(\lambda_R(1), \lambda_R(2)) = (\lambda_R(1), \lambda_R(2)) \begin{pmatrix} 1/3 & 2/3 \\ 3/4 & 1/4 \end{pmatrix}.$$

Therefore,

$$\boldsymbol{\lambda}_R = \left(\frac{9}{17}, \frac{8}{17} \right). \quad (3.26)$$

Finally, from (3.13) and $D = \{9\}$, we have

$$\boldsymbol{\lambda}_D = \boldsymbol{\mu}_{\{9\}} = 1. \quad (3.27)$$

Thus, the local importance vectors for all classes have been obtained.

We derive the PureRank vector $\boldsymbol{\pi} = (\pi_1, \pi_2, \dots, \pi_9)$ from the local importance vectors obtained above. To achieve this, we partition the PureRank vector $\boldsymbol{\pi} = (\pi_1, \pi_2, \dots, \pi_9)$ by class:

$$\boldsymbol{\pi}_R = (\pi_1, \pi_2), \quad \boldsymbol{\pi}_T = (\pi_3, \pi_4, \dots, \pi_8), \quad \boldsymbol{\pi}_D = (\pi_9).$$

Note here that $N = 9$, $|R| = 2$, $|T| = 6$, and $|D| = 1$ in the present network. It thus follows from (3.19c), (3.21a), and (3.21b) that

$$\boldsymbol{\pi}_T = \frac{1}{9} \frac{6}{1 + \theta_T} \boldsymbol{\lambda}_T = \frac{2}{3(1 + \theta_T)} \boldsymbol{\lambda}_T = \frac{2}{3(1 + \theta_T)} \frac{1}{11} \overbrace{(6, 1, 1, \dots, 1)}^5, \quad (3.28a)$$

$$\boldsymbol{\pi}_R = \frac{2}{9} \boldsymbol{\lambda}_R + \boldsymbol{\pi}_T \mathbf{P}_{T,R} = \frac{2}{9} \left(\frac{9}{17}, \frac{8}{17} \right) + \boldsymbol{\pi}_T \mathbf{P}_{T,R}, \quad (3.28b)$$

$$\boldsymbol{\pi}_D = \frac{1}{9} \boldsymbol{\mu}_D + \boldsymbol{\pi}_T \mathbf{P}_{T,D} = \frac{1}{9} + \boldsymbol{\pi}_T \mathbf{P}_{T,D}, \quad (3.28c)$$

where the last equalities in these three equations hold respectively due to (3.26), (3.25), and (3.27). It also follows from (3.20), (3.25), and (3.24b) that

$$\begin{aligned} 1 + \theta_T &= 2 - \frac{1}{11} \overbrace{(6, 1, 1, \dots, 1)}^5 \begin{pmatrix} 0 & 0 & 0 & 0 & 0 & 0 \\ 1 & 0 & 0 & 0 & 0 & 0 \\ 1 & 0 & 0 & 0 & 0 & 0 \\ \vdots & \vdots & \vdots & \vdots & \vdots & \vdots \\ 1 & 0 & 0 & 0 & 0 & 0 \end{pmatrix} \begin{pmatrix} 1 \\ 1 \\ \vdots \\ 1 \end{pmatrix} \\ &= 2 - \frac{1}{11} \overbrace{(5, 0, 0, \dots, 0)}^5 \begin{pmatrix} 1 \\ 1 \\ \vdots \\ 1 \end{pmatrix} = \frac{17}{11}. \end{aligned}$$

Substituting this result into (3.28a) yields

$$\pi_T = \frac{2}{3} \frac{11}{17} \frac{1}{11} (6, \overbrace{1, 1, \dots, 1}^5) = \frac{2}{51} (6, \overbrace{1, 1, \dots, 1}^5). \quad (3.29)$$

Applying (3.29) and (3.24c) to (3.28b) and (3.28c) results in

$$\begin{aligned} \pi_R &= \frac{2}{9} \left(\frac{9}{17}, \frac{8}{17} \right) + \frac{2}{51} (6, \overbrace{1, 1, \dots, 1}^5) \begin{pmatrix} 0 & 1/2 \\ 0 & 0 \\ 0 & 0 \\ \vdots & \vdots \\ 0 & 0 \end{pmatrix} = \left(\frac{2}{17}, \frac{16}{153} \right) + \left(0, \frac{2}{17} \right) \\ &= \left(\frac{2}{17}, \frac{16}{153} + \frac{2}{17} \right) = \left(\frac{2}{17}, \frac{2}{9} \right), \end{aligned} \quad (3.30)$$

$$\pi_D = \frac{1}{9} + \frac{2}{51} (6, \overbrace{1, 1, \dots, 1}^5) \begin{pmatrix} 1/2 \\ 0 \\ 0 \\ \vdots \\ 0 \end{pmatrix} = \frac{1}{9} + \frac{2}{17} = \frac{35}{153}. \quad (3.31)$$

Combining (3.29)–(3.31) leads to

$$\pi = \frac{1}{153} (18 \quad 1 \quad 2 \quad 3 \quad 4 \quad 5 \quad 6 \quad 7 \quad 8 \quad 9 \mid 35).$$

In the following, we compare PureRank and PageRank using the network shown in Figure 5. Table 1 presents the computational results of PureRank and those of PageRank with $\alpha = 0.5, 0.6, 0.7, 0.8, 0.85$, and 0.9 . Figure 6 also shows the ranking results based on Table 1.

Table 1: Comparison of PureRank and PageRank in the network shown in Figure 5

Node	PureRank	PageRank					
		$\alpha = 0.5$	$\alpha = 0.6$	$\alpha = 0.7$	$\alpha = 0.8$	$\alpha = 0.85$	$\alpha = 0.9$
1	0.11765	0.16199	0.19167	0.23415	0.29545	0.33625	0.38647
2	0.22222	0.19460	0.22500	0.26255	0.31061	0.34038	0.37556
3	0.23529	0.21705	0.20833	0.18757	0.15152	0.12593	0.09366
4	0.03922	0.06202	0.05208	0.04168	0.03030	0.02399	0.01703
5	0.03922	0.06202	0.05208	0.04168	0.03030	0.02399	0.01703
6	0.03922	0.06202	0.05208	0.04168	0.03030	0.02399	0.01703
7	0.03922	0.06202	0.05208	0.04168	0.03030	0.02399	0.01703
8	0.03922	0.06202	0.05208	0.04168	0.03030	0.02399	0.01703
9	0.22876	0.11628	0.11458	0.10733	0.09091	0.07751	0.05917

Figure 6 shows that PureRank is more reliable than PageRank in evaluating the importance scores of the nodes in Figure 5. Since PureRank is parameter-free by definition, its ranking remains unchanged as long as the network structure stays the same. In contrast,

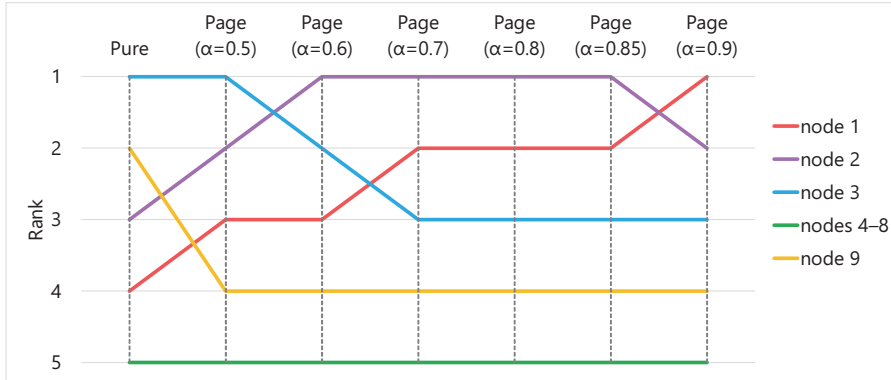


Figure 6: Comparison of PureRank and PageRank in the network shown in Figure 5 (“Pure” and “Page” represent “PureRank” and “PageRank”, respectively)

the PageRank ranking of the top four nodes varies depending on the value of α , as seen in Figure 6. Notably, when α increases from 0.85 to 0.9, the ranks of the top two nodes are swapped.

Let’s compare how PureRank and PageRank evaluate the nodes in the transient and dangling classes.

PureRank ranking:

- Node 3 (class T) ranks 1st (supported by the most nodes).
- Node 9 (class D) ranks 2nd (supported by node 3 at the top).
- Nodes 4–8 (class T) rank at the bottom (supported by no nodes).

PageRank ranking:

- Node 9 consistently ranks 4th.
- Node 3 ranks 3rd for $\alpha = 0.7, 0.8, 0.85,$ and 0.9 .
- Nodes 4–8 rank at the bottom.

This comparison suggests that when α is close to 0.85, PageRank tends to rank nodes in the transient and dangling classes lower than PureRank does.

Finally, we discuss why PageRank with α close to one tends to undervalue transient and dangling nodes from a theoretical perspective. Recall that basic PageRank is equivalent to the stationary probability vector of the stochastic matrix Σ . According to Markov chain theory, the stationary probabilities of transient states are zero. Therefore, the basic PageRank is likely to undervalue transient nodes, even though some may become recurrent due to teleportation from dangling nodes. Additionally, dangling nodes are disadvantaged because their importance is distributed across all nodes through unbiased teleportation, leading to potential importance leakage, whereas the importance of recurrent nodes remains entirely within their respective recurrent classes. These effects become more pronounced as the damping factor α approaches one.

4 Discussions on Computing PureRank

This section discusses the procedure for computing PureRank and its computational advantages over PageRank. First, we demonstrate why PureRank is superior to PageRank regarding parallelizability and scalability. These advantages result from decomposing PureRank computation into that of local importance vectors. We then describe the computation of local importance vectors of recurrent and transient classes (the computation for the dangling class is trivial). Finally, we outline the basic procedure for computing the PureRank vector through the local importance vectors.

Node classification by SCC decomposition (the first step in constructing PureRank) gives PureRank some advantages over PageRank in terms of parallelizability and scalability. The dependencies between the main components—the local importance vectors and the PureRank subvectors—are explained in Section 3 and illustrated in Figure 7 for clarity. This figure shows that the local importance vectors for different classes can be computed independently and in parallel, which improves scalability since the computation for each class involves only its corresponding submatrix of \mathbf{P} , which may be much smaller than \mathbf{P} in real applications. In contrast, PageRank does not have these advantages, since it is generally computed by the power method using the irreducible stochastic Google matrix.

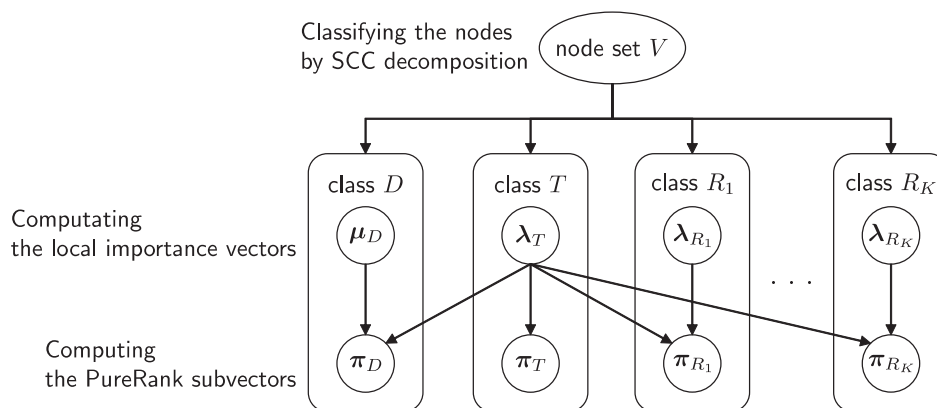


Figure 7: Dependencies in the computation of PureRank

In the following, we describe the computation of the local importance vectors. Since the local importance vector $\lambda_D = \mu_D$ for the dangling class is trivial, we first discuss the computation method for the local importance vector λ_{R_k} ($k \in \mathbb{K}$) of the recurrent class, and then present a theorem that provides an efficient computation method for the local importance vector λ_T of the transient class.

The power method is one of the simplest and most practical methods for computing the local importance vector λ_{R_k} ($k \in \mathbb{K}$) of the recurrent classes. Equation (3.15) shows that the local importance vector λ_{R_k} for each recurrent class R_k is the stationary distribution vector of \mathbf{P}_{R_k} . However, since \mathbf{P}_{R_k} is not necessarily aperiodic (non-primitive), the power method may not always converge. Specifically, it is possible that

$$\xi_{R_k} \mathbf{P}_{R_k}^n \not\rightarrow \lambda_{R_k}, \quad \text{as } n \rightarrow \infty,$$

for any distribution vector ξ_{R_k} on class R_k . In such cases, we can apply the power method to the linear combination $(1-\varepsilon)\mathbf{P}_{R_k} + \varepsilon\mathbf{I}_{R_k}$ for some $\varepsilon \in (0, 1/2]$. Although this approach may not

be computationally efficient, it is expected to be practically acceptable since each recurrent class is smaller than the original network size due to SCC decomposition. Additionally, as noted in Remark 3.1, some recurrent classes consist of a single node, and the local importance vectors of such classes are all scalars, each of which is equal to one.

For the transient class, the computation of the local importance vector $\boldsymbol{\lambda}_T$ requires some careful consideration. The most naive method is based on (3.14). However, this method involves calculating the Neumann series normalization as follows:

$$\boldsymbol{\lambda}_T = \frac{\mathbf{e}^\top \sum_{\nu=0}^{\infty} (\mathbf{P}_T)^\nu}{\mathbf{e}^\top \sum_{\nu=0}^{\infty} (\mathbf{P}_T)^\nu \mathbf{e}},$$

which cannot be said to have advantages in terms of computational complexity and accuracy. Indeed if the spectral radius of \mathbf{P}_T is close to one, then the numerator and denominator of (3.14) can be very large and may cause an overflow without proper implementation.

The following theorem provides a more efficient procedure for computing the local importance vector $\boldsymbol{\lambda}_T$.

Theorem 4.1

- (i) $\boldsymbol{\lambda}_T$ is the unique stationary probability vector of \mathbf{Q}_T , which is an irreducible and aperiodic stochastic matrix defined as

$$\mathbf{Q}_T = \mathbf{P}_T + (\mathbf{e} - \mathbf{P}_T \mathbf{e}) \boldsymbol{\mu}_T. \quad (4.1)$$

Therefore, as implied, for example, in [6, Theorem 4.2.1],

$$\lim_{n \rightarrow \infty} (\mathbf{Q}_T)^n = \mathbf{e}_T \boldsymbol{\lambda}_T. \quad (4.2)$$

- (ii) Furthermore, $\boldsymbol{\lambda}_T$ is the limit of the sequence $\{\boldsymbol{\lambda}_T(n); n = 0, 1, \dots\}$ determined by the recursion: For any distribution vector $\boldsymbol{\xi}_T$ on class T ,

$$\boldsymbol{\lambda}_T(0) = \boldsymbol{\xi}_T, \quad (4.3a)$$

$$\boldsymbol{\lambda}_T(n+1) = \boldsymbol{\lambda}_T(n) \mathbf{P}_T + [1 - \boldsymbol{\lambda}_T(n) \mathbf{P}_T \mathbf{e}] \boldsymbol{\mu}_T, \quad n = 0, 1, \dots \quad (4.3b)$$

Proof. See Appendix A.2. □

Theorem 4.1 shows that the local importance vector $\boldsymbol{\lambda}_T$ can be computed using the power method. Furthermore, since the transient class is not closed, \mathbf{W} and thus \mathbf{P} are generally sparse (and can, in fact, be rearranged into a block triangular form). Therefore, each iteration of the recursion (4.3) requires only computational time proportional to the number of nonzero elements in \mathbf{P}_T .

For the reader's convenience, we summarize the basic procedure for computing the PureRank subvectors $(\boldsymbol{\pi}_S; S \in \mathcal{C})$ that constitute the PureRank vector $\boldsymbol{\pi}$.

Algorithm 1 Computing the PureRank subvectors

Input: $G = (V, \mathbf{W})$

Output: The PureRank subvectors $(\boldsymbol{\pi}_S; S \in \mathcal{C})$

- 1: Find the classification $\mathcal{C} = \{R_1, R_2, \dots, R_K, T, D\}$ of the node set V using an SCC decomposition algorithm, where K is the number of recurrent classes and is fixed after the SCC decomposition algorithm completes.
 - 2: Computing the normalized weight matrix \mathbf{P} by (2.2) and partition it as in (3.2).
 - 3: Computing $\boldsymbol{\lambda}_D$ by (3.13).
 - 4: For each $k = 1, 2, \dots, K$, computing $\boldsymbol{\lambda}_{R_k}$ as the stationary distribution vector of the irreducible stochastic matrix \mathbf{P}_k .
 - 5: Computing $\boldsymbol{\lambda}_T$ by the recursion (4.3).
 - 6: Computing the PureRank subvectors $(\boldsymbol{\pi}_S; S \in \mathcal{C})$ by the formulas in (3.19).
-

5 The Random-Surfer Model of PureRank

This section provides a probabilistic interpretation of the PureRank vector $\boldsymbol{\pi} = (\pi_j)_{j \in V}$ by constructing a random-surfer Markov chain. First, we introduce the Markov transition matrix \mathbf{M} , which is fundamental for deriving the probabilistic meaning of the PureRank vector. A key lemma is then presented, establishing the relationship between the Markov transition matrix \mathbf{M} and the PureRank vector. Building on this lemma, we prove a theorem that defines the Markov chain over the extended node set $V^{(e)}$, representing the random surfer model for PureRank. Further, by utilizing this model, we interpret the Markov chain $\{X_n^{(e)}\}$ as a random surfer process to explain PureRank from a probabilistic perspective. Lastly, we provide another theorem offering a probabilistic interpretation of the local importance vector of each class.

We introduce the Markov transition matrix \mathbf{M} , which is essential for providing a probabilistic interpretation of the PureRank vector $\boldsymbol{\pi}$. For each $j \in R \sqcup D$, let j' denote the copy of j , and let

$$\begin{aligned} D' &= \{j'; j \in D\}, \\ R'_k &= \{j'; j \in R_k\}, \quad k \in \mathbb{K}. \end{aligned}$$

Thus, $R' := \bigsqcup_{k=1}^K R'_k$ is the copy of class R . Additionally, let $T^{(e)}$ and $V^{(e)}$ denote

$$\begin{aligned} T^{(e)} &= T \sqcup R' \sqcup D' \\ V^{(e)} &= V \sqcup R' \sqcup D' = R \sqcup T^{(e)} \sqcup D, \end{aligned}$$

respectively (see Figure 8). The sets $T^{(e)}$ and $V^{(e)}$ are called the *extended transient class* and *extended node set*, respectively. Using these extended sets, we define the Markov transition

matrix \mathbf{M} as a $|V^{(e)}| \times |V^{(e)}|$ stochastic matrix such that

$$\mathbf{M} = \begin{array}{c} \begin{array}{c} R \\ R' \\ T \\ D' \\ D \end{array} \left(\begin{array}{c|ccc|c} R & \mathbf{P}_R & \mathbf{O} & \mathbf{O} & \mathbf{O} \\ R' & \mathbf{O} & \mathbf{O} & \mathbf{e}\mu_T & \mathbf{O} \\ T & \mathbf{O} & \mathbf{P}_{T,R} & \mathbf{P}_T & \mathbf{P}_{T,D} \\ D' & \mathbf{O} & \mathbf{O} & \mathbf{e}\mu_T & \mathbf{O} \\ D & \mathbf{O} & \mathbf{O} & \mathbf{O} & \mathbf{I}_D \end{array} \right) = \begin{array}{c} R \\ T^{(e)} \\ D \end{array} \left(\begin{array}{c|cc} R & \mathbf{P}_R & \mathbf{O} \\ T^{(e)} & \mathbf{M}_{T^{(e)}} & \mathbf{O} \\ D & \mathbf{O} & \mathbf{I}_D \end{array} \right), \quad (5.1)$$

where \mathbf{P}_R and $\mathbf{P}_{T,R}$ are given in (3.10) and (3.11), respectively, and where $\mathbf{M}_{T^{(e)}}$ denotes the principal submatrix of \mathbf{M} corresponding to the set $T^{(e)}$, that is,

$$\mathbf{M}_{T^{(e)}} = \begin{array}{c} \begin{array}{c} R' \\ T \\ D' \end{array} \left(\begin{array}{c|cc} R' & \mathbf{O} & \mathbf{e}\mu_T \\ T & \mathbf{P}_{T,R} & \mathbf{P}_T \\ D' & \mathbf{O} & \mathbf{e}\mu_T \end{array} \right). \quad (5.2)$$

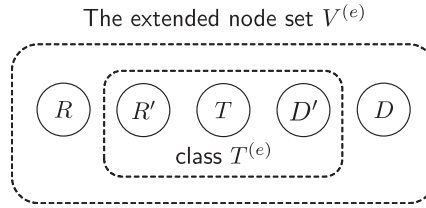


Figure 8: The extended node set $V^{(e)} = V \sqcup R' \sqcup D'$

The following lemma provides the foundation for relating the Markov transition matrix \mathbf{M} to the PureRank vector $\boldsymbol{\pi}$.

Lemma 5.1

(i) *The principal submatrix $\mathbf{M}_{T^{(e)}}$ of \mathbf{M} corresponding to class $T^{(e)}$ has the unique stationary probability vector $\boldsymbol{\lambda}_{T^{(e)}}$, where*

$$\boldsymbol{\lambda}_{T^{(e)}} = \frac{1}{1 + \theta_T} \left(\begin{array}{c|cc} R' & T & D' \\ \boldsymbol{\lambda}_T \mathbf{P}_{T,R} & \boldsymbol{\lambda}_T & \boldsymbol{\lambda}_T \mathbf{P}_{T,D} \end{array} \right). \quad (5.3)$$

(ii) *The Markov transition matrix \mathbf{M} satisfies*

$$\lim_{n \rightarrow \infty} \frac{1}{n} \sum_{\nu=0}^{n-1} \mathbf{M}^\nu = \begin{array}{c} \begin{array}{c} R_1 \\ \vdots \\ R_K \\ T^{(e)} \\ D \end{array} \left(\begin{array}{c|ccc|c} R_1 & \cdots & R_K & T^{(e)} & D \\ \mathbf{e}\boldsymbol{\lambda}_{R_1} & & \mathbf{O} & \mathbf{O} & \mathbf{O} \\ \vdots & \ddots & \vdots & \vdots & \vdots \\ R_K & \mathbf{O} & \mathbf{e}\boldsymbol{\lambda}_{R_K} & \mathbf{O} & \mathbf{O} \\ T^{(e)} & \mathbf{O} & \cdots & \mathbf{O} & \mathbf{e}\boldsymbol{\lambda}_{T^{(e)}} \\ D & \mathbf{O} & \cdots & \mathbf{O} & \mathbf{I}_D \end{array} \right). \quad (5.4)$$

(iii) The PureRank vector $\boldsymbol{\pi} = (\pi_j)_{j \in V}$ is given by

$$\boldsymbol{\pi} = \lim_{n \rightarrow \infty} \frac{1}{n} \sum_{\nu=0}^{n-1} \boldsymbol{\varpi} \mathbf{M}^\nu \mathbf{E}, \quad (5.5)$$

where

$$\boldsymbol{\varpi} = \frac{1}{N} \begin{pmatrix} R & R' & T & D' & D \\ \mathbf{e}_R^\top & \mathbf{0}^\top & \mathbf{e}_T^\top & \mathbf{0}^\top & \mathbf{e}_D^\top \end{pmatrix}, \quad (5.6)$$

$$\mathbf{E} = \begin{matrix} & R & T & D \\ \begin{matrix} R \\ R' \\ T \\ D' \\ D \end{matrix} & \begin{pmatrix} \mathbf{I}_R & \mathbf{O} & \mathbf{O} \\ \mathbf{I}_R & \mathbf{O} & \mathbf{O} \\ \mathbf{O} & \mathbf{I}_T & \mathbf{O} \\ \mathbf{O} & \mathbf{O} & \mathbf{I}_D \\ \mathbf{O} & \mathbf{O} & \mathbf{I}_D \end{pmatrix} \end{matrix}. \quad (5.7)$$

Proof. See Appendix A.3. □

Using Lemma 5.1, we present the following theorem, which defines the Markov chain on the extended node set $V^{(e)}$, representing the random surfer model for PureRank.

Theorem 5.1

(i) Let $\{X_n^{(e)}; n \in \mathbb{Z}_+\}$ denote a Markov chain on the state space $V^{(e)}$ starting with the initial distribution $\boldsymbol{\varpi}$ and evolving with the Markov transition matrix \mathbf{M} . We then have

$$\pi_j = \begin{cases} \lim_{n \rightarrow \infty} \frac{1}{n} \sum_{i \in V^{(e)}} \varpi_i \mathbb{E} \left[\sum_{\nu=0}^{n-1} \mathbb{1}(X_\nu^{(e)} = j) \mid X_0^{(e)} = i \right], & j \in T, \\ \lim_{n \rightarrow \infty} \frac{1}{n} \sum_{i \in V^{(e)}} \varpi_i \mathbb{E} \left[\sum_{\nu=0}^{n-1} \mathbb{1}(X_\nu^{(e)} \in \{j, j'\}) \mid X_0^{(e)} = i \right], & j \in R \sqcup D, \end{cases} \quad (5.8)$$

where ϖ_i is the i th element of the $1 \times |V^{(e)}|$ vector $\boldsymbol{\varpi}$ in (5.6).

(ii) Let $\{\tau_T(k); k \in \mathbb{N}\}$ denote the sequence of random variables such that

$$\begin{aligned} \tau_T(0) &= \{n \in \mathbb{Z}_+ : X_n^{(e)} \in T\}, \\ \tau_T(k) &= \{n > \tau_T(k-1) : X_n^{(e)} \in T, X_{n-1}^{(e)} \in R' \sqcup D'\}, \quad k \in \mathbb{N}. \end{aligned}$$

Let $C_T(k) = \tau_T(k+1) - \tau_T(k) - 1$ for $k \in \mathbb{Z}_+$. It then holds that, given $X_0^{(e)} \in T$, $\{C_T(k); k \in \mathbb{Z}_+\}$ is an independent and identically distributed and

$$\mathbb{E}[C_T(k) \mid X_0^{(e)} \in T] = \frac{1}{\theta_T} \quad (5.9a)$$

$$= \frac{1}{|T| \beta_T^*} \quad (5.9b)$$

$$= \boldsymbol{\mu}_T (\mathbf{I} - \mathbf{P}_T)^{-1} \mathbf{e}. \quad (5.9c)$$

Proof. See Appendix A.4. □

Building upon Theorem 5.1, we interpret the Markov chain $\{X_n^{(e)}\}$ as a *random surfer* model with an infinite number of surfers to provide a probabilistic understanding of PureRank. For convenience, we refer to $\{X_n^{(e)}\}$ as the *random-surfer Markov chain*. The random surfers are initially distributed across the classes $R = \bigsqcup_{k=1}^K R_k$, D , and T in proportions $|R|/N$, $|D|/N$, and $|T|/N$, respectively (this is due to the initial distribution ϖ of $\{X_n^{(e)}\}$). A surfer assigned to class $S \in \{R, T, D\}$ is called a *class- S surfer* and moves within the state space $V^{(e)}$ according to the following rules:

- (i) Each class- R surfer selects a node in $R = \bigsqcup_{k=1}^K R_k$ uniformly at random. If the selected node is in class R_k , the surfer continues to move within class R_k according to the transition matrix \mathbf{P}_{R_k} .
- (ii) Each class- D surfer selects a node in class D uniformly at random and remains there permanently.
- (iii) Each class- T surfer selects a node in class T uniformly at random and continues to move through $T^{(e)} = R' \sqcup T \sqcup D'$ using the transition matrix $\mathbf{M}_{T^{(e)}}$.

This random surfer model allows us to interpret the PureRank score π_j of node j as the expected total relative frequency of visits to node j and its copy (if it exists) by all the surfers. Figure 9 illustrates the transition dynamics of the random-surfer Markov chain $\{X_n^{(e)}\}$ as described above. Moreover, (5.9) shows that θ_T is the inverse of the mean time interval between visits to class R' or D' , assuming the Markov chain starts from class T .

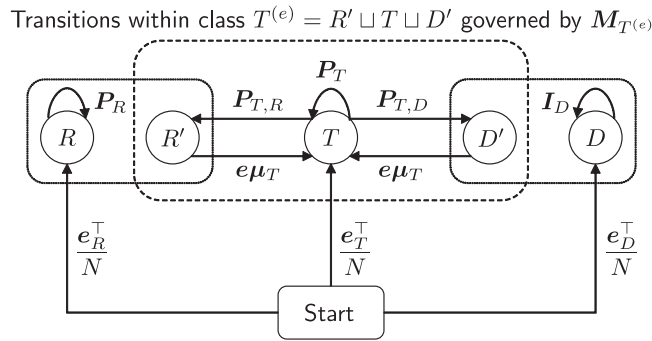


Figure 9: Transition dynamics of the random-surfer Markov chain $\{X_n^{(e)}\}$

We present another theorem, which provides a probabilistic interpretation of the local importance vector of each class.

Theorem 5.2 *For $S \in \mathcal{C} = \{R_1, R_2, \dots, R_K, T, D\}$, the local importance vector $\boldsymbol{\lambda}_S = (\lambda_S(j))_{j \in S}$ of class S has the following probabilistic interpretation:*

$$\lambda_S(j) = \lim_{n \rightarrow \infty} \frac{\mathbf{E}_{\mu_S} \left[\sum_{\nu=0}^{\tau(\bar{S}) \wedge n - 1} \mathbb{1}(X_\nu^{(e)} = j) \right]}{\mathbf{E}_{\mu_S} [\tau(\bar{S}) \wedge n]}, \quad j \in S, \quad (5.10)$$

where $x \wedge y = \min(x, y)$ for any real numbers x and y , and where, for $S \subset V$,

$$\begin{aligned} \tau(\bar{S}) &= \inf\{n \in \mathbb{N}; X_n \in S\}, & \bar{S} &= V \setminus S, \\ \mathbf{E}_{\boldsymbol{\mu}_S}[\cdot] &= \frac{1}{|S|} \sum_{i \in S} \mathbf{E}[\cdot \mid X_0^{(e)} = i], \end{aligned}$$

Proof. See Appendix A.5. □

Theorem 5.2 shows that $\lambda_S(j)$ is the expected relative frequency of the Markov chain $\{X_n^{(e)}\}$'s visits to node j in the sojourn time in class S starting with the uniform distribution $\boldsymbol{\mu}_S$ over class S .

6 Extension to networks with positive and negative weights

This section extends PureRank to networks with a mix of positively and negatively weighted links. We assume that the network $G = (V, \mathbf{W})$ has general real-valued link weights, and construct a *split network* by splitting each node into positive and negative copies that receive positively and negatively weighted inlinks, respectively. We then compute the PureRank scores for the split network and calculate the net PureRank score of each original node by subtracting the score of its negative copy from the score of its positive copy. Finally, we demonstrate this process using a three-node network with mixed weights.

We introduce the concept of splitting of networks with both positive and negative weights, and construct a *split network* from the original network $G = (V, \mathbf{W})$, where the weight matrix $\mathbf{W} = (w_{i,j})_{i,j \in V}$ consists of general real values. First, we split each node $j \in V$ into two nodes, j^+ and j^- , and define the sets V^+ and V^- as

$$V^+ = \{1^+, 2^+, \dots, N^+\}, \quad V^- = \{1^-, 2^-, \dots, N^-\},$$

respectively. Taking $V^\pm := V^+ \sqcup V^-$ as the node set, we define a positively weighted network $G^\pm := (V^\pm, \mathbf{W}^\pm)$, where $\mathbf{W}^\pm := (w_{k,\ell}^\pm)_{k,\ell \in V^\pm}$ is a nonnegative weight matrix such that

$$w_{k,\ell}^\pm = \begin{cases} w_{i,j}^+ := \max(w_{i,j}, 0), & k \in \{i^+, i^-\}, \ell = j^+, \\ w_{i,j}^- := \max(-w_{i,j}, 0), & k \in \{i^+, i^-\}, \ell = j^-. \end{cases}$$

Note that node j^+ (or j^-) is the copy of node j that receives positively (or negatively) weighted inlinks to node j (if they exist). Note also that \mathbf{W}^\pm has the following form (see Figure 10):

$$\mathbf{W}^\pm = \begin{array}{c} V^+ \quad V^- \\ \begin{array}{cc} V^+ & \mathbf{W}^+ & \mathbf{W}^- \\ V^- & \mathbf{W}^+ & \mathbf{W}^- \end{array} \end{array},$$

where $\mathbf{W}^+ := (w_{i,j}^+)_{i,j \in V}$ and $\mathbf{W}^- := (w_{i,j}^-)_{i,j \in V}$ satisfy

$$\mathbf{W} = \mathbf{W}^+ - \mathbf{W}^-.$$

For convenience, we refer to the $G^\pm = (V^\pm, \mathbf{W}^\pm)$ as the *split network* of the original network $G = (V, \mathbf{W})$.

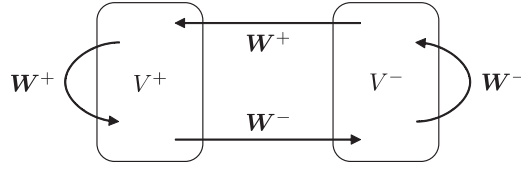


Figure 10: Rough structure of the split network $G^\pm = (V^\pm, \mathbf{W}^\pm)$

Using the split network $G^\pm = (V^\pm, \mathbf{W}^\pm)$, we compute the PureRank scores of the nodes in the original network $G = (V, \mathbf{W})$ with real-valued weights. Since the weight matrix \mathbf{W}^\pm of the split network G^\pm is nonnegative, Algorithm 1 computes the PureRank vector for this network, denoted by $\boldsymbol{\pi} = (\pi_x)_{x \in V^\pm}$. By definition, the values π_{j+} and π_{j-} represent the positive and negative PureRank scores of node j in the original network $G = (V, \mathbf{W})$, respectively. Thus,

$$\pi_j^\pm := \pi_{j+} - \pi_{j-}$$

represents the net PureRank score of node $j \in V$. By definition, π_j^\pm can be negative, indicating that negative ratings from other nodes outweigh positive ratings.

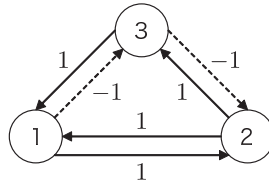


Figure 11: An example of a three-node network featuring a mix of positive and negative evaluations

We demonstrate the calculation of PureRank for a network with mixed weighted links. To do this, we consider a network consisting of three nodes that evaluate each other positively and negatively, as shown in Figure 11. This network is denoted by $G = (V, \mathbf{W})$ for convenience. A link with positive weight 1 (or negative weight -1) means that the source node evaluates its destination node positively (or negatively). The node set V and the weight matrix \mathbf{W} are given by

$$V = \{1, 2, 3\}, \quad \mathbf{W} = \begin{matrix} & \begin{matrix} 1 & 2 & 3 \end{matrix} \\ \begin{matrix} 1 \\ 2 \\ 3 \end{matrix} & \begin{pmatrix} 0 & 1 & -1 \\ 1 & 0 & 1 \\ 1 & -1 & 0 \end{pmatrix} \end{matrix}$$

respectively. Furthermore, by definition, we have

$$\mathbf{W}^+ = \begin{array}{c} 1 \quad 2 \quad 3 \\ \begin{array}{ccc} 0 & 1 & 0 \\ 1 & 0 & 1 \\ 1 & 0 & 0 \end{array} \end{array}, \quad \mathbf{W}^- = \begin{array}{c} 1 \quad 2 \quad 3 \\ \begin{array}{ccc} 0 & 0 & 1 \\ 0 & 0 & 0 \\ 0 & 1 & 0 \end{array} \end{array},$$

$$V^\pm = \{1^+, 2^+, 3^+, 1^-, 2^-, 3^-\},$$

$$\mathbf{W}^\pm = \begin{array}{c} 1^+ \quad 2^+ \quad 3^+ \quad 1^- \quad 2^- \quad 3^- \\ \begin{array}{ccc|ccc} 0 & 1 & 0 & 0 & 0 & 1 \\ 1 & 0 & 1 & 0 & 0 & 0 \\ 1 & 0 & 0 & 0 & 1 & 0 \\ \hline 0 & 1 & 0 & 0 & 0 & 1 \\ 1 & 0 & 1 & 0 & 0 & 0 \\ 1 & 0 & 0 & 0 & 1 & 0 \end{array} \end{array}.$$

Therefore, the network $G^\pm = (V^\pm, \mathbf{W}^\pm)$ consists of a single recurrent class and a single transient node. More specifically,

$$R = \{1^+, 2^+, 3^+, 2^-, 3^-\}, \quad T = \{1^-\}.$$

For brevity, we omit the detailed calculation process, but we obtain

$$\mathbf{P}^\pm = \begin{array}{c} 1^+ \quad 2^+ \quad 3^+ \quad 1^- \quad 2^- \quad 3^- \\ \begin{array}{ccc|ccc} 0 & 1/2 & 0 & 0 & 0 & 1/2 \\ 1/2 & 0 & 1/2 & 0 & 0 & 0 \\ 1/2 & 0 & 0 & 0 & 1/2 & 0 \\ \hline 0 & 1/2 & 0 & 0 & 0 & 1/2 \\ 1/2 & 0 & 1/2 & 0 & 0 & 0 \\ 1/2 & 0 & 0 & 0 & 1/2 & 0 \end{array} \end{array},$$

and

$$\boldsymbol{\lambda}_R = \frac{1}{6} \begin{array}{c} 1^+ \quad 2^+ \quad 3^+ \quad 2^- \quad 3^- \\ \left(\begin{array}{ccc|cc} 2 & 1 & 1 & 1 & 1 \end{array} \right), \quad \boldsymbol{\lambda}_T = 1, \quad \theta_T = 1.$$

Therefore,

$$\begin{aligned} \boldsymbol{\pi}_T &\propto \begin{array}{c} 1^- \\ \left(\frac{1}{2} \right), \\ \boldsymbol{\pi}_R &\propto \frac{5}{6} \begin{array}{c} 1^+ \quad 2^+ \quad 3^+ \quad 2^- \quad 3^- \\ \left(\begin{array}{ccc|cc} 2 & 1 & 1 & 1 & 1 \end{array} \right) + \frac{1}{2} \begin{array}{c} 1^+ \quad 2^+ \quad 3^+ \quad 2^- \quad 3^- \\ \left(\begin{array}{ccc|cc} 0 & 1/2 & 0 & 0 & 1/2 \end{array} \right) \\ &= \begin{array}{c} 1^+ \quad 2^+ \quad 3^+ \quad 2^- \quad 3^- \\ \left(\begin{array}{ccc|cc} 5 & 13 & 5 & 5 & 13 \\ 3 & 12 & 6 & 6 & 12 \end{array} \right). \end{array} \end{array} \end{aligned}$$

Combining these results yields

$$\boldsymbol{\pi} = \frac{1}{72} \begin{array}{ccc|ccc} 1 & 1^+ & 2^+ & 3^+ & 1^- & 2^- & 3^- \\ (20 & 13 & 10 & | & 6 & 10 & 13), \end{array}$$

which leads to

$$\boldsymbol{\pi}^\pm = \frac{1}{72} \begin{array}{ccc} 1 & 2 & 3 \\ (14 & 3 & -3). \end{array}$$

The calculation result above can be interpreted as follows: Unlike the other nodes, node 1 has only positive evaluations and is thus ranked first. Both nodes 2 and 3 have one positive and one negative evaluation. Node 2 receives a positive evaluation from node 1, which is ranked first, and a negative evaluation from node 3, which is not ranked first. The opposite is true for node 3. Therefore, node 2 is ranked higher than node 3.

7 Concluding Remarks

This paper proposes PureRank, a new parameter-free recursive importance measure that overcomes the limitations of PageRank, in particular its dependence on the damping factor, which has no theoretical basis for optimal selection. The name ‘‘PureRank’’ reflects its purity that ensures the uniqueness of importance scores and eliminates the influence of subjective or empirical parameter adjustments. PureRank is constructed in three steps: (i) SCC decomposition for classifying nodes, (ii) computation of local importance scores as RDI-compliant as possible, and (iii) RDI-based construction of PureRank scores from the local importance scores. These steps make PureRank not only RDI-based, but also scalable and parallelizable. In addition, by combining the concept of splitting networks, PureRank is applicable to networks with a mix of positively and negatively weighted links.

This paper focuses on the theoretical foundations, design concepts, and inherent strengths of PureRank. Future research could include comparative experiments with PageRank and other centrality measures in various types of networks to validate PureRank’s computational advantages and effectiveness in real-world scenarios. Another area of research is the development of parallel computation methods and efficient recomputation techniques for handling changes in network structure. An additional avenue for exploration is the incorporation of meta-information (e.g., labels, attributes) into PureRank’s design, which could enable more detailed analysis across diverse networks.

A Proofs

A.1 Proof of Theorem 3.1

First, we consider the case $S = R_k$ ($k \in \mathbb{K}$). Recall that $\boldsymbol{\lambda}_{R_k}$ is the unique vector satisfying (3.15). Therefore, $(\boldsymbol{x}_{R_k}^\top, \varepsilon_{R_k}, \beta_{R_k}) = (\boldsymbol{\lambda}_{R_k}, 0, 0)$ is an optimal solution, and the optimal value of the objective function β_{R_k} is equal to zero. This implies that the set of optimality conditions is as follows: $\beta_{R_k} = 0$ and

$$\boldsymbol{x}_{R_k}^\top = (1 - \varepsilon_{R_k})\boldsymbol{x}_{R_k}^\top \boldsymbol{P}_{R_k}, \quad \boldsymbol{x}_{R_k}^\top \boldsymbol{e} = 1, \quad \boldsymbol{x}_{R_k} \geq \mathbf{0}, \quad 0 \leq \varepsilon_{R_k} \leq 1.$$

From the first two conditions and $\mathbf{P}_{R_k} \mathbf{e} = \mathbf{e}$, we have

$$\begin{aligned} 1 &= \mathbf{x}_{R_k}^\top \mathbf{e} = (1 - \varepsilon_{R_k}) \mathbf{x}_{R_k}^\top \mathbf{P}_{R_k} \mathbf{e} \\ &= (1 - \varepsilon_{R_k}) \mathbf{x}_{R_k}^\top \mathbf{e} \\ &= 1 - \varepsilon_{R_k}, \end{aligned}$$

which results in $\varepsilon_{R_k} = 0$. Consequently, $(\mathbf{x}_{R_k}^\top, \varepsilon_{R_k}, \beta_{R_k}) = (\boldsymbol{\lambda}_{R_k}, 0, 0)$ is the unique optimal solution.

Next, we consider the case $S = T$. Letting $S = T$ and solving (3.12a) with respect to \mathbf{x}_T^\top , we obtain

$$\mathbf{x}_T^\top = \beta_T \mathbf{e}^\top [\mathbf{I} - (1 - \varepsilon_T) \mathbf{P}_T]^{-1}, \quad (\text{A.1})$$

where the subscript of “ T ” is omitted for simplicity. From (A.1) and (3.12b), we have

$$\begin{aligned} \beta_T &= \frac{1}{\mathbf{e}^\top [\mathbf{I} - (1 - \varepsilon_T) \mathbf{P}_T]^{-1} \mathbf{e}} \\ &= \frac{1}{\mathbf{e}^\top \sum_{\nu=0}^{\infty} (1 - \varepsilon_T)^\nu \mathbf{P}_T^\nu \mathbf{e}}. \end{aligned} \quad (\text{A.2})$$

Equation (A.2) implies that when $\varepsilon_T = 0$, the variable β_T attains its minimum value, β_T^* , as given in (3.16). Substituting $(\varepsilon_T, \beta_T) = (0, \beta_T^*)$ into (A.1) and using (3.16) and (3.14), we obtain

$$\mathbf{x}_T^\top = \frac{\mathbf{e}^\top (\mathbf{I} - \mathbf{P}_T)^{-1}}{\mathbf{e}^\top (\mathbf{I} - \mathbf{P}_T)^{-1} \mathbf{e}} = \frac{\boldsymbol{\mu}_T (\mathbf{I} - \mathbf{P}_T)^{-1}}{\boldsymbol{\mu}_T (\mathbf{I} - \mathbf{P}_T)^{-1} \mathbf{e}} = \boldsymbol{\lambda}_T.$$

Therefore, $(\mathbf{x}_T^\top, \varepsilon_T, \beta_T) = (\boldsymbol{\lambda}_T, 0, \beta_T^*)$ is an optimal solution, and its uniqueness is evident from the above argument.

Finally, we consider the case $S = D$. From (3.12a), (3.12b), and $\mathbf{P}_D = \mathbf{O}$, we have

$$\mathbf{x}_D^\top = \beta_D \mathbf{e}_D^\top, \quad \mathbf{x}_D^\top \mathbf{e}_D = 1. \quad (\text{A.3})$$

From these equations, we also obtain

$$1 = \beta_D |D|,$$

and thus β_D is uniquely determined by

$$\beta_D = \frac{1}{|D|}. \quad (\text{A.4})$$

It follows from (3.13), (A.3), and (A.4) that

$$\mathbf{x}_D^\top = \frac{1}{|D|} \mathbf{e}_D^\top = \boldsymbol{\mu}_D = \boldsymbol{\lambda}_D \geq \mathbf{0}.$$

Consequently, $(\mathbf{x}_D^\top, \varepsilon_D, \beta_D) = (\boldsymbol{\lambda}_D, 0, 1/|D|)$ is a trivial but unique optimal solution.

A.2 Proof of Theorem 4.1

We begin the proof of statement (i) by showing that λ_T is a stationary distribution vector of the stochastic matrix \mathbf{Q}_T . It follows from (3.14) and (4.1) that

$$\begin{aligned}\lambda_T \mathbf{Q}_T &= \frac{\mu_T (\mathbf{I} - \mathbf{P}_T)^{-1} [\mathbf{P}_T + (\mathbf{I} - \mathbf{P}_T) \mathbf{e} \mu_T]}{\mu_T (\mathbf{I} - \mathbf{P}_T)^{-1} \mathbf{e}} \\ &= \frac{\mu_T (\mathbf{I} - \mathbf{P}_T)^{-1} \mathbf{P}_T}{\mu_T (\mathbf{I} - \mathbf{P}_T)^{-1} \mathbf{e}} + \frac{\mu_T}{\mu_T (\mathbf{I} - \mathbf{P}_T)^{-1} \mathbf{e}} \\ &= \frac{\mu_T [(\mathbf{I} - \mathbf{P}_T)^{-1} - \mathbf{I}]}{\mu_T (\mathbf{I} - \mathbf{P}_T)^{-1} \mathbf{e}} + \frac{\mu_T}{\mu_T (\mathbf{I} - \mathbf{P}_T)^{-1} \mathbf{e}} \\ &= \frac{\mu_T (\mathbf{I} - \mathbf{P}_T)^{-1}}{\mu_T (\mathbf{I} - \mathbf{P}_T)^{-1} \mathbf{e}} = \lambda_T,\end{aligned}$$

which shows that λ_T is a stationary distribution vector of the stochastic matrix \mathbf{Q}_T .

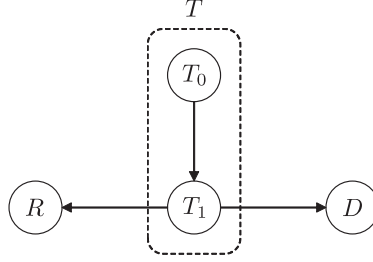


Figure 12: Connectivity structure of the network G with class T decomposed into subclasses T_0 and T_1

To complete the proof of statement (i), we show that \mathbf{Q}_T is irreducible and aperiodic. Let $[\cdot]_i$ (or $[\cdot]_{i,j}$) denote the i th (or (i, j) th) element of the vector (or matrix) in the parentheses. Let

$$\begin{aligned}T_0 &= \{i \in T : (\mathbf{P}_T \mathbf{e})_i = 1\}, \\ T_1 &= T \setminus T_0 = \{i \in T : (\mathbf{P}_T \mathbf{e})_i < 1\}.\end{aligned}$$

By definition,

$$[(\mathbf{I} - \mathbf{P}_T) \mathbf{e}]_i > 0 \quad \text{for all } i \in T_1. \quad (\text{A.5})$$

We now decompose \mathbf{Q}_T as

$$\mathbf{Q}_T = \mathbf{P}_T + \mathbf{U}_T, \quad (\text{A.6})$$

where

$$\mathbf{U}_T = (\mathbf{I} - \mathbf{P}_T) \mathbf{e} \mu_T. \quad (\text{A.7})$$

From (A.5)–(A.7), we then have

$$[\mathbf{Q}_T]_{i,j} \geq [\mathbf{U}_T]_{i,j} = [(\mathbf{I} - \mathbf{P}_T) \mathbf{e}]_i \cdot \frac{1}{|T|} > 0 \quad \text{for all } i \in T_1 \text{ and } j \in T.$$

Therefore, for each $n = 1, 2, \dots$, there exists some $\varepsilon_n > 0$ such that

$$[(\mathbf{Q}_T)^n]_{i,j} \geq [(\mathbf{U}_T)^n]_{i,j} > \varepsilon_n \quad \text{for all } i \in T_1 \text{ and } j \in T. \quad (\text{A.8})$$

Furthermore, since class T consists of non-closed SCCs, there exists a path from each node in subclass T_0 to the subclass T_1 (see Figure 12). Specifically, for each $i \in T_0$, there exists some integer $\nu_i \in \{1, 2, \dots, |T| - 1\}$ such that

$$\sum_{i' \in T_1} [(\mathbf{P}_T)^{\nu_i}]_{i,i'} > 0, \quad i \in T_0. \quad (\text{A.9})$$

Note here that (A.6) yields

$$\begin{aligned} (\mathbf{Q}_T)^n &= (\mathbf{P}_T + \mathbf{U}_T)^n \\ &= (\mathbf{P}_T)^n + \sum_{\nu=0}^{n-1} (\mathbf{P}_T)^\nu (\mathbf{U}_T)^{n-\nu} + \dots, \quad n = 1, 2, \dots \end{aligned} \quad (\text{A.10})$$

It follows from (A.8)–(A.10) that, for all $n \geq |T|$, $i \in T_0$, and $j \in T$,

$$\begin{aligned} [(\mathbf{Q}_T)^n]_{i,j} &\geq \sum_{\nu=0}^{n-1} \sum_{i' \in T} [(\mathbf{P}_T)^\nu]_{i,i'} [(\mathbf{U}_T)^{n-\nu}]_{i',j} \\ &\geq \sum_{i' \in T_1} [(\mathbf{P}_T)^{\nu_i}]_{i,i'} [(\mathbf{U}_T)^{n-\nu_i}]_{i',j} \\ &\geq \varepsilon_{n-\nu_i} \sum_{i' \in T_1} [(\mathbf{P}_T)^{\nu_i}]_{i,i'} > 0. \end{aligned}$$

Combining this result with (A.8) yields

$$(\mathbf{Q}_T)^n > \mathbf{O} \quad \text{for all } n \geq |T|,$$

which implies (see, e.g., [6, Definition 2.3.1 and Theorem 2.3.10]) that \mathbf{Q}_T is irreducible and aperiodic. Consequently, statement (i) has been proved.

Next, we prove statement (ii) by using induction to show that

$$\lambda_T(n) = \xi_T(\mathbf{Q}_T)^n, \quad n = 0, 1, \dots, \quad (\text{A.11})$$

based on (4.2). Note that (A.11) holds for $n = 0$ due to (4.3a) and the fact that $(\mathbf{Q}_T)^0 = \mathbf{I}$. Thus, suppose that (A.11) holds for $n = \nu \in \{0, 1, \dots\}$. It then follows from (4.3b), (4.1), and $\mathbf{Q}_T \mathbf{e} = \mathbf{e}$ that

$$\begin{aligned} \lambda_T(\nu + 1) &= \lambda_T(\nu) \mathbf{P}_T + [1 - \lambda_T(\nu) \mathbf{P}_T \mathbf{e}] \boldsymbol{\mu}_T, \\ &= \xi_T(\mathbf{Q}_T)^\nu \mathbf{P}_T + [1 - \xi_T(\mathbf{Q}_T)^\nu \mathbf{P}_T \mathbf{e}] \boldsymbol{\mu}_T \\ &= \xi_T(\mathbf{Q}_T)^\nu \mathbf{P}_T + \xi_T(\mathbf{Q}_T)^\nu (\mathbf{e} - \mathbf{P}_T \mathbf{e}) \boldsymbol{\mu}_T \\ &= \xi_T(\mathbf{Q}_T)^\nu [\mathbf{P}_T + (\mathbf{e} - \mathbf{P}_T \mathbf{e}) \boldsymbol{\mu}_T] \\ &= \xi_T(\mathbf{Q}_T)^{\nu+1}, \end{aligned}$$

which shows that (A.11) holds for $n = \nu + 1$. Statement (ii) has been proved.

A.3 Proof of Lemma 5.1

First, we prove statement (i). Let $\varphi_{T^{(e)}} \geq \mathbf{0}^\top$ denote an arbitrary stationary distribution vector of $\mathbf{M}_{T^{(e)}}$, i.e.,

$$\begin{aligned}\varphi_{T^{(e)}} &= \varphi_{T^{(e)}} \mathbf{M}_{T^{(e)}}, \\ \varphi_{T^{(e)}} \mathbf{e} &= 1.\end{aligned}\tag{A.12}$$

Furthermore, partition $\varphi_{T^{(e)}}$ as

$$\varphi_{T^{(e)}} = (\varphi_{R'} \quad \varphi_T \quad \varphi_{D'}).$$

It then follows from (5.2) and (A.12) that

$$\varphi_{R'} = \varphi_T \mathbf{P}_{T,R},\tag{A.13}$$

$$\varphi_{D'} = \varphi_T \mathbf{P}_{T,D},\tag{A.14}$$

$$\varphi_T = \varphi_{R'} \mathbf{e} \mu_T + \varphi_T \mathbf{P}_T + \varphi_{D'} \mathbf{e} \mu_T.\tag{A.15}$$

Substituting (A.13) and (A.14) into (A.15) yields

$$\begin{aligned}\varphi_T &= \varphi_T \mathbf{P}_{T,R} \mathbf{e} \mu_T + \varphi_T \mathbf{P}_T + \varphi_T \mathbf{P}_{T,D} \mathbf{e} \mu_T \\ &= \varphi_T [\mathbf{P}_T + (\mathbf{P}_{T,R} \mathbf{e} + \mathbf{P}_{T,D} \mathbf{e}) \mu_T].\end{aligned}\tag{A.16}$$

Note here that

$$\mathbf{P}_{T,R} \mathbf{e} + \mathbf{P}_{T,D} \mathbf{e} = \mathbf{e} - \mathbf{P}_T \mathbf{e}.\tag{A.17}$$

Furthermore, applying (A.17) and (4.1) into (A.16) yields

$$\varphi_T = \varphi_T [\mathbf{P}_T + (\mathbf{e} - \mathbf{P}_T \mathbf{e}) \mu_T] = \varphi_T \mathbf{Q}_T.$$

Recall that \mathbf{Q}_T has the unique stationary distribution vector $\boldsymbol{\lambda}_T$ (see Theorem 4.1). Therefore, φ_T is uniquely determined up to a multiplicative constant, i.e., there exists some constant $c > 0$ such that

$$\varphi_T = c \boldsymbol{\lambda}_T.\tag{A.18}$$

Moreover, (A.13) and (A.14) yield

$$\varphi_{R'} = c \boldsymbol{\lambda}_T \mathbf{P}_{T,R},\tag{A.19}$$

$$\varphi_{D'} = c \boldsymbol{\lambda}_T \mathbf{P}_{T,D},\tag{A.20}$$

respectively. Substituting (A.18)–(A.20) into $(\varphi_{R'} + \varphi_T + \varphi_{D'}) \mathbf{e} = 1$ and then using (3.20), (A.17), and $\boldsymbol{\lambda}_T \mathbf{e} = 1$, we obtain

$$\begin{aligned}1 &= c [\boldsymbol{\lambda}_T \mathbf{e} + \boldsymbol{\lambda}_T (\mathbf{P}_{T,R} \mathbf{e} + \mathbf{P}_{T,D} \mathbf{e})] \\ &= c [1 + \boldsymbol{\lambda}_T (\mathbf{e} - \mathbf{P}_T \mathbf{e})] \\ &= c [1 + (1 - \boldsymbol{\lambda}_T \mathbf{P}_T \mathbf{e})] \\ &= c(1 + \theta_T),\end{aligned}$$

which leads to

$$c = \frac{1}{1 + \theta_T}.$$

Consequently, $\boldsymbol{\varphi}_{T^{(e)}} = (\boldsymbol{\varphi}_{R'}, \boldsymbol{\varphi}_T, \boldsymbol{\varphi}_{D'})$ is uniquely determined by

$$\boldsymbol{\varphi}_{T^{(e)}} = \frac{1}{1 + \theta_T} \begin{pmatrix} R' & T & D' \\ \boldsymbol{\lambda}_T \mathbf{P}_{T,R} & \boldsymbol{\lambda}_T & \boldsymbol{\lambda}_T \mathbf{P}_{T,D} \end{pmatrix} = \boldsymbol{\lambda}_{T^{(e)}},$$

where the last equality holds due to (5.3). Statement (i) has been proved.

Next, we prove statement (ii). From (3.10) and (5.1), we have

$$\mathbf{M}^\nu = \begin{matrix} & \begin{matrix} R_1 & \cdots & R_K & T^{(e)} & D \end{matrix} \\ \begin{matrix} R_1 \\ \vdots \\ R_K \\ T^{(e)} \\ D \end{matrix} & \left(\begin{array}{ccc|cc} \begin{matrix} R_1 \\ \vdots \\ R_K \end{matrix} & \begin{matrix} \cdots \\ \ddots \\ \end{matrix} & \begin{matrix} R_K \\ \mathbf{O} \\ \end{matrix} & \begin{matrix} T^{(e)} \\ \mathbf{O} \\ \end{matrix} & \begin{matrix} D \\ \mathbf{O} \\ \end{matrix} \\ \hline \begin{matrix} T^{(e)} \\ D \end{matrix} & \begin{matrix} \mathbf{O} & \cdots & \mathbf{O} \\ \mathbf{O} & \cdots & \mathbf{O} \end{matrix} & \begin{matrix} (\mathbf{M}_{T^{(e)}})^\nu \\ \mathbf{O} \end{matrix} & \begin{matrix} \mathbf{O} \\ \mathbf{I}_D \end{matrix} \end{array} \right). \end{matrix} \quad (\text{A.21})$$

According to statement (i), the stochastic matrix $\mathbf{M}_{T^{(e)}}$ has the unique stationary distribution vector $\boldsymbol{\lambda}_{T^{(e)}}$. Furthermore, for each $k \in \mathbb{K}$, the irreducible stochastic matrix \mathbf{P}_{R_k} has the unique stationary distribution vector $\boldsymbol{\lambda}_{R_k}$. It thus follows (see, e.g., [9, Chapter V, Section 2, Theorem 2.1, p. 175]) that

$$\begin{aligned} \lim_{n \rightarrow \infty} \frac{1}{n} \sum_{\nu=0}^{n-1} (\mathbf{P}_{T^{(e)}})^\nu &= \mathbf{e} \boldsymbol{\lambda}_{T^{(e)}}, \\ \lim_{n \rightarrow \infty} \frac{1}{n} \sum_{\nu=0}^{n-1} (\mathbf{P}_{R_k})^\nu &= \mathbf{e} \boldsymbol{\lambda}_{R_k}, \quad k \in \mathbb{K}. \end{aligned} \quad (\text{A.22})$$

From these equations and (A.21), we have (5.4).

Finally, we prove the statement (iii). The vector $\boldsymbol{\varpi}$ in (5.6) is rewritten as

$$\boldsymbol{\varpi} = \frac{1}{N} \begin{pmatrix} R_1 & \cdots & R_K & R' & T & D' & D \\ \mathbf{e}_{R_1}^\top & \cdots & \mathbf{e}_{R_K}^\top & \mathbf{0} & \mathbf{e}_T^\top & \mathbf{0} & \mathbf{e}_D^\top \end{pmatrix}. \quad (\text{A.23})$$

It follows from (A.23) and (5.4) that

$$\begin{aligned}
\lim_{n \rightarrow \infty} \frac{1}{n} \sum_{\nu=0}^{n-1} \varpi \mathbf{M}^\nu &= \frac{1}{N} \begin{pmatrix} R_1 & \cdots & R_K & R' & T & D' & D \\ \mathbf{e}_{R_1}^\top & \cdots & \mathbf{e}_{R_K}^\top & \mathbf{0} & \mathbf{e}_T^\top & \mathbf{0} & \mathbf{e}_D^\top \end{pmatrix} \\
&\times \begin{pmatrix} R_1 & \cdots & R_K & T^{(e)} & D \\ \mathbf{e}_{R_1} \lambda_{R_1} & & \mathbf{0} & \mathbf{0} & \mathbf{0} \\ \vdots & \ddots & & \vdots & \vdots \\ R_K & & \mathbf{e}_{R_K} \lambda_{R_K} & \mathbf{0} & \mathbf{0} \\ T^{(e)} & \cdots & \mathbf{0} & \mathbf{e}_{T^{(e)}} \lambda_{T^{(e)}} & \mathbf{0} \\ D & \cdots & \mathbf{0} & \mathbf{0} & \mathbf{I}_D \end{pmatrix} \\
&= \frac{1}{N} \begin{pmatrix} R_1 & \cdots & R_K & T^{(e)} & D \\ |R_1| \lambda_{R_1} & \cdots & |R_K| \lambda_{R_K} & |T| \lambda_{T^{(e)}} & \mathbf{e}_D^\top \end{pmatrix} \\
&= \frac{1}{N} \begin{pmatrix} R_1 & \cdots & R_K & T^{(e)} & D \\ |R_1| \lambda_{R_1} & \cdots & |R_K| \lambda_{R_K} & |T| \lambda_{T^{(e)}} & |D| \boldsymbol{\mu}_D \end{pmatrix}, \tag{A.24}
\end{aligned}$$

where the last equality holds due to (3.13). It also follows from (5.3), (3.19c), and (3.11) that

$$\begin{aligned}
\frac{|T|}{N} \lambda_{T^{(e)}} &= \frac{|T|}{N} \frac{1}{1 + \theta_T} \begin{pmatrix} R' & T & D' \\ \lambda_T \mathbf{P}_{T,R} & \lambda_T & \lambda_T \mathbf{P}_{T,D} \end{pmatrix} \\
&= \frac{|T|}{N} \begin{pmatrix} R'_1 & \cdots & R'_K & T & D' \\ \lambda_T \mathbf{P}_{T,R_1} & \cdots & \lambda_T \mathbf{P}_{T,R_K} & \lambda_T & \lambda_T \mathbf{P}_{T,D} \end{pmatrix}.
\end{aligned}$$

Substituting this result into (A.24) yields

$$\begin{aligned}
\lim_{n \rightarrow \infty} \frac{1}{n} \sum_{\nu=0}^{n-1} \varpi \mathbf{M}^\nu &= \frac{1}{N} \begin{pmatrix} R_1 & \cdots & R_K & R'_1 & \cdots & R'_K \\ |R_1| \lambda_{R_1} & \cdots & |R_K| \lambda_{R_K} & \frac{|T| \lambda_T}{1 + \theta_T} \mathbf{P}_{T,R_1} & \cdots & \frac{|T| \lambda_T}{1 + \theta_T} \mathbf{P}_{T,R_K} \\ & & & \frac{T}{1 + \theta_T} & & \\ & & & \frac{|T| \lambda_T}{1 + \theta_T} \mathbf{P}_{T,D} & & \\ & & & & & |D| \boldsymbol{\mu}_D \end{pmatrix}. \tag{A.25}
\end{aligned}$$

Combining (A.25), (5.7), and (3.19) results in

$$\begin{aligned}
\lim_{n \rightarrow \infty} \frac{1}{n} \sum_{\nu=0}^{n-1} \varpi \mathbf{M}^\nu \mathbf{E} &= \frac{1}{N} \left(|R_1| \boldsymbol{\lambda}_{R_1} + \frac{|T| \boldsymbol{\lambda}_T}{1 + \theta_T} \mathbf{P}_{T,R_1} \quad \cdots \quad |R_K| \boldsymbol{\lambda}_{R_K} + \frac{|T| \boldsymbol{\lambda}_T}{1 + \theta_T} \mathbf{P}_{T,R_K} \right. \\
&\quad \left. \frac{|T| \boldsymbol{\lambda}_T}{1 + \theta_T} \quad |D| \boldsymbol{\mu}_D + \frac{|T| \boldsymbol{\lambda}_T}{1 + \theta_T} \mathbf{P}_{T,D} \right) \\
&= (\boldsymbol{\pi}_{R_1} \quad \cdots \quad \boldsymbol{\pi}_{R_K} \quad \boldsymbol{\pi}_T \quad \boldsymbol{\pi}_D),
\end{aligned}$$

which shows that (5.5) holds.

A.4 Proof of Theorem 5.1

We prove (5.8). It follows from Lemma 5.1 (ii) that

$$\pi_j = \begin{cases} \lim_{n \rightarrow \infty} \frac{1}{n} \sum_{\nu=0}^{n-1} (\varpi \mathbf{M}^\nu)_j, & j \in T, \\ \lim_{n \rightarrow \infty} \frac{1}{n} \sum_{\nu=0}^{n-1} (\varpi \mathbf{M}^\nu)_j + \lim_{n \rightarrow \infty} \frac{1}{n} \sum_{\nu=0}^{n-1} (\varpi \mathbf{M}^\nu)_{j'}, & j \in V \setminus T = R \sqcup D, \end{cases} \quad (\text{A.26})$$

where $j' \in R' \sqcup D'$ is the copy of $j \in R \sqcup D$. It also follows from the definition of the Markov chain $\{X_\nu^{(e)}\}$ that, for all $j \in V^{(e)}$,

$$\begin{aligned}
\lim_{n \rightarrow \infty} \frac{1}{n} \sum_{\nu=0}^{n-1} (\varpi \mathbf{M}^\nu)_j &= \lim_{n \rightarrow \infty} \frac{1}{n} \sum_{\nu=0}^{n-1} \sum_{i \in V^{(e)}} \varpi_i \mathbf{P}(X_\nu^{(e)} = j \mid X_0^{(e)} = i) \\
&= \lim_{n \rightarrow \infty} \frac{1}{n} \sum_{i \in V^{(e)}} \varpi_i \mathbf{E} \left[\sum_{\nu=0}^{n-1} \mathbb{1}(X_\nu^{(e)} = j) \mid X_0^{(e)} = i \right].
\end{aligned}$$

Combining this result with (A.26) yields (5.8).

We prove (5.9). Given that $X_0^{(e)} \in T$, the Markov chain $\{X_n^{(e)}\}$ exhibits the following cyclic behavior: it begins with the uniform distribution $\boldsymbol{\mu}_T$, evolves within class T according to the substochastic matrix \mathbf{P}_T , then either moves to class R' with the transition probabilities in $\mathbf{P}_{T,R}$ or to class D' with those in $\mathbf{P}_{T,D}$. Afterward, it immediately returns to class T and repeats this process, starting again from the uniform distribution $\boldsymbol{\mu}_T$. Therefore, the sojourn times $\{C_T(k); k \in \mathbb{Z}_+\}$ on class T are independent and identically distributed. It also follows

from the strong Markov property that

$$\begin{aligned}
\mathbb{E}[C_T(k) \mid X_0^{(e)} \in T] &= \sum_{i \in T} \frac{1}{|T|} \sum_{n=1}^{\infty} \mathbb{E}[\mathbb{1}(C_T(k) \geq n) \mid X_{\tau_T(k)} = i] \\
&= \sum_{i \in T} \frac{1}{|T|} \sum_{n=1}^{\infty} \mathbb{E}[\mathbb{1}(X_{\tau_T(k)+\nu} \in T, \forall \nu = 0, 1, \dots, n-1) \mid X_{\tau_T(k)} = i] \\
&= \sum_{i \in T} \frac{1}{|T|} \sum_{n=1}^{\infty} \mathbb{P}(X_{\tau_T(k)+\nu} \in T, \forall \nu = 0, 1, \dots, n-1 \mid X_{\tau_T(k)} = i) \\
&= \sum_{i \in T} \frac{1}{|T|} \sum_{n=1}^{\infty} (\mathbf{P}_T^{n-1} \mathbf{e})_i = \boldsymbol{\mu}_T \sum_{n=1}^{\infty} \mathbf{P}_T^{n-1} \mathbf{e} \\
&= \boldsymbol{\mu}_T (\mathbf{I} - \mathbf{P}_T)^{-1} \mathbf{e} = \frac{1}{|T| \beta_T^*}, \tag{A.27}
\end{aligned}$$

where the last equality holds due to (3.16). Equation (A.27) shows that (5.9b) and (5.9c) hold. Furthermore, (3.14) and (3.20) yield

$$\begin{aligned}
\theta_T &= 1 - \frac{\boldsymbol{\mu}_T (\mathbf{I} - \mathbf{P}_T)^{-1} \mathbf{P}_T \mathbf{e}}{\boldsymbol{\mu}_T (\mathbf{I} - \mathbf{P}_T)^{-1} \mathbf{e}} = \frac{\boldsymbol{\mu}_T (\mathbf{I} - \mathbf{P}_T)^{-1} (\mathbf{I} - \mathbf{P}_T) \mathbf{e}}{\boldsymbol{\mu}_T (\mathbf{I} - \mathbf{P}_T)^{-1} \mathbf{e}} \\
&= \frac{\boldsymbol{\mu}_T \mathbf{e}}{\boldsymbol{\mu}_T (\mathbf{I} - \mathbf{P}_T)^{-1} \mathbf{e}} = \frac{1}{\boldsymbol{\mu}_T (\mathbf{I} - \mathbf{P}_T)^{-1} \mathbf{e}}.
\end{aligned}$$

Combining this result with (A.27) leads to (5.9a).

A.5 Proof of Theorem 5.2

First, we prove that (5.10) holds for $S = D$. The transition law of the Markov chain $\{X_n^{(e)}\}$, shown in (5.1), implies that

$$\mathbb{P}(X_n^{(e)} = i \mid X_0^{(e)} = i \in D) = 1 \quad \text{for all } n \in \mathbb{Z}_+,$$

and thus

$$\mathbb{P}(\tau(\bar{D}) = \infty \mid X_0^{(e)} = i \in D) = 1.$$

These equations yield the following: for $j \in D$,

$$\begin{aligned}
\lim_{n \rightarrow \infty} \frac{\mathbb{E}_{\boldsymbol{\mu}_D} \left[\sum_{\nu=0}^{\tau(\bar{D}) \wedge n-1} \mathbb{1}(X_\nu^{(e)} = j) \right]}{\mathbb{E}_{\boldsymbol{\mu}_D} [\tau(\bar{D}) \wedge n]} &= \lim_{n \rightarrow \infty} \frac{1}{n} \mathbb{E}_{\boldsymbol{\mu}_D} \left[\sum_{\nu=0}^{n-1} \mathbb{1}(X_\nu^{(e)} = j) \right] \\
&= \lim_{n \rightarrow \infty} \frac{1}{n} \sum_{i \in D} \frac{1}{|D|} \sum_{\nu=0}^{n-1} \mathbb{P}(X_\nu^{(e)} = j \mid X_0^{(e)} = i) \\
&= \lim_{n \rightarrow \infty} \frac{1}{|D|} \sum_{\nu=0}^{n-1} \frac{1}{n} \sum_{i \in D} \mathbb{P}(X_\nu^{(e)} = j \mid X_0^{(e)} = i) \\
&= \lim_{n \rightarrow \infty} \frac{1}{|D|} \sum_{\nu=0}^{n-1} \frac{1}{n} = \frac{1}{|D|} = \lambda_D(j),
\end{aligned}$$

where the last equality holds due to (3.13). Consequently, (5.10) holds for $S = D$.

Next, we prove that (5.10) holds for $S = R_k$ ($k \in \mathbb{K}$). Equations (5.1) and (3.10) imply that the Markov chain $\{X_n^{(e)}\}$ starting from class R_k ($k \in \mathbb{K}$) remains in the class indefinitely, evolving according to the irreducible stochastic matrix \mathbf{P}_{R_k} . Therefore, for each $k \in \mathbb{K}$,

$$\begin{aligned} \mathbb{P}(X_\nu^{(e)} = j \in R_k \mid X_0^{(e)} = i \in R_k) &= [(\mathbf{P}_{R_k})^\nu]_{i,j}, \quad \nu \in \mathbb{Z}_+, \\ \mathbb{P}(\tau(\bar{R}_k) = \infty \mid X_0^{(e)} = i \in R_k) &= 1. \end{aligned}$$

These equations yield the following: for $j \in R_k$ and $k \in \mathbb{K}$,

$$\begin{aligned} \lim_{n \rightarrow \infty} \frac{\mathbb{E}_{\mu_{R_k}} \left[\sum_{\nu=0}^{\tau(\bar{R}_k) \wedge n-1} \mathbb{1}(X_\nu^{(e)} = j) \right]}{\mathbb{E}_{\mu_{R_k}} [\tau(\bar{R}_k) \wedge n]} &= \lim_{n \rightarrow \infty} \frac{1}{n} \mathbb{E}_{\mu_{R_k}} \left[\sum_{\nu=0}^{n-1} \mathbb{1}(X_\nu^{(e)} = j) \right] \\ &= \lim_{n \rightarrow \infty} \frac{1}{n} \sum_{i \in R_k} \frac{1}{|R_k|} \sum_{\nu=0}^{n-1} \mathbb{P}(X_\nu^{(e)} = j \mid X_0^{(e)} = i) \\ &= \lim_{n \rightarrow \infty} \frac{1}{n} \sum_{i \in R_k} \frac{1}{|R_k|} \sum_{\nu=0}^{n-1} [(\mathbf{P}_{R_k})^\nu]_{i,j} \\ &= \sum_{i \in R_k} \frac{1}{|R_k|} \left[\lim_{n \rightarrow \infty} \frac{1}{n} \sum_{\nu=0}^{n-1} [(\mathbf{P}_{R_k})^\nu]_{i,j} \right]. \end{aligned}$$

Combining this result with (A.22) leads to

$$\begin{aligned} \lim_{n \rightarrow \infty} \frac{\mathbb{E}_{\mu_{R_k}} \left[\sum_{\nu=0}^{\tau(\bar{R}_k) \wedge n-1} \mathbb{1}(X_\nu^{(e)} = j) \right]}{\mathbb{E}_{\mu_{R_k}} [\tau(\bar{R}_k) \wedge n]} &= \sum_{i \in R_k} \frac{1}{|R_k|} [(e\lambda_{R_k})]_{i,j} \\ &= \sum_{i \in R_k} \frac{1}{|R_k|} [\lambda_{R_k}]_j = \lambda_{R_k}(j), \quad j \in R_k, \quad k \in \mathbb{K}. \end{aligned}$$

Consequently, (5.10) holds for $S = R_k$ ($k \in \mathbb{K}$).

Finally, we prove that (5.10) holds for $S = T$. Equations (5.1) implies that, given $X_0^{(e)} \in T$, the Markov chain $\{X_n^{(e)}\}$ evolves within class T according to the substochastic matrix \mathbf{P}_T for a finite random time, then transitions to one of the classes R_1, R_2, \dots, R_K , or D , and immediately returns to class T . Therefore,

$$\begin{aligned} \mathbb{P}(X_\nu^{(e)} = j \in T, \nu < \tau(\bar{T}) \mid X_0^{(e)} = i \in T) &= [(\mathbf{P}_T)^\nu]_{i,j}, \quad \nu \in \mathbb{Z}_+, \\ \mathbb{P}(\tau(\bar{T}) < \infty \mid X_0^{(e)} = i \in T) &= 1. \end{aligned}$$

It follows from these equations and the monotone convergence theorem that, for $j \in T$,

$$\begin{aligned} &\lim_{n \rightarrow \infty} \mathbb{E}_{\mu_T} \left[\sum_{\nu=0}^{\tau(\bar{T}) \wedge n-1} \mathbb{1}(X_\nu^{(e)} = j) \right] \\ &= \mathbb{E}_{\mu_T} \left[\sum_{\nu=0}^{\tau(\bar{T})-1} \mathbb{1}(X_\nu^{(e)} = j) \right] = \mathbb{E}_{\mu_T} \left[\sum_{\nu=0}^{\infty} \mathbb{1}(X_\nu^{(e)} = j, \nu < \tau(\bar{T})) \right] \\ &= \sum_{\nu=0}^{\infty} [\mu_T (\mathbf{P}_T)^\nu]_j = [\mu_T (\mathbf{I} - \mathbf{P}_T)^{-1}]_j. \end{aligned}$$

Similarity, we obtain

$$\lim_{n \rightarrow \infty} \mathbb{E}_{\mu_T}[\tau(\bar{T}) \wedge n] = \boldsymbol{\mu}_T(\mathbf{I} - \mathbf{P}_T)^{-1} \mathbf{e}.$$

Therefore, for $j \in T$,

$$\begin{aligned} & \lim_{n \rightarrow \infty} \frac{\mathbb{E}_{\mu_T} \left[\sum_{\nu=0}^{\tau(\bar{T}) \wedge n-1} \mathbb{1}(X_\nu^{(e)} = j) \right]}{\mathbb{E}_{\mu_T}[\tau(\bar{T}) \wedge n]} \\ &= \frac{\lim_{n \rightarrow \infty} \mathbb{E}_{\mu_T} \left[\sum_{\nu=0}^{\tau(\bar{T}) \wedge n-1} \mathbb{1}(X_\nu^{(e)} = j) \right]}{\lim_{n \rightarrow \infty} \mathbb{E}_{\mu_T}[\tau(\bar{T}) \wedge n]} = \frac{[\boldsymbol{\mu}_T(\mathbf{I} - \mathbf{P}_T)^{-1}]_j}{\boldsymbol{\mu}_T(\mathbf{I} - \mathbf{P}_T)^{-1} \mathbf{e}} = \lambda_T(j), \end{aligned}$$

where the last equality holds due to (3.14). The proof has been completed.

Acknowledgments

The author is grateful for valuable discussions with Professor Hiroshige Dan, whose comments and encouragement contributed significantly to this study. The author also acknowledges the use of ChatGPT-4o for editing and refining the manuscript, including spelling, grammar, and style improvements.

SIAM

References

- [1] A. ALTMAN AND M. TENNENHOLTZ, *Ranking systems: The pagerank axioms*, in Proceedings of the 6th ACM Conference on Electronic Commerce, New York, USA, 2005, Association for Computing Machinery, pp. 1–8.
- [2] K. AVRACHENKOV, V. BORKAR, AND D. NEMIROVSKY, *Quasi-stationary distributions as centrality measures for the giant strongly connected component of a reducible graph*, Journal of Computational and Applied Mathematics, 234 (2010), pp. 3075–3090.
- [3] P. BONACICH, *Factoring and weighting approaches to status scores and clique identification*, The Journal of Mathematical Sociology, 2 (1972), pp. 113–120.
- [4] P. BONACICH, *Power and centrality: A family of measures*, American Journal of Sociology, 92 (1987), pp. 1170–1182.
- [5] A. BOUGOUIN, F. BOUDIN, AND B. DAILLE, *TopicRank: Graph-based topic ranking for keyphrase extraction*, in Proceedings of the 6th International Joint Conference on Natural Language Processing, Nagoya, Japan, 2013, Asian Federation of Natural Language Processing, pp. 543–551.
- [6] P. BRÉMAUD, *Markov Chains: Gibbs Fields, Monte Carlo Simulation and Queues*, Springer, New York, 2nd ed., 2020.

- [7] M. BRESSAN AND E. PESERICO, *Choose the damping, choose the ranking?*, Journal of Discrete Algorithms, 8 (2010), pp. 199–213.
- [8] S. BRIN AND L. PAGE, *The anatomy of a large-scale hypertextual Web search engine*, Computer Networks and ISDN Systems, 30 (1998), pp. 107–117.
- [9] J. L. DOOB, *Stochastic Processes*, Wiley, New York, 1953.
- [10] J. GASTEIGER, A. BOJCHEVSKI, AND S. GÜNNEMANN, *Predict then propagate: Graph neural networks meet personalized PageRank*. Preprint arXiv:1810.05997, 2018.
- [11] D. F. GLEICH, *PageRank beyond the Web*, SIAM Review, 57 (2015), pp. 321–363.
- [12] A. Y. GOVAN, *Ranking theory with application to popular sports*. PhD. Thesis, North Carolina State University, December 2008.
- [13] C. H. HUBBELL, *An input-output approach to clique identification*, Sociometry, 28 (1965), pp. 377–399.
- [14] L. C. INGRAM, *Ranking NCAA sports teams with linear algebra*. Master’s Thesis, College of Charleston, April 2007.
- [15] G. IVÁN AND V. GROLMUSZ, *When the web meets the cell: using personalized PageRank for analyzing protein interaction networks*, Bioinformatics, 27 (2011), pp. 405–407.
- [16] L. KATZ, *A new status index derived from sociometric analysis*, Psychometrika, 18 (1953), pp. 39–43.
- [17] A. N. LANGVILLE AND C. D. MEYER, *Google’s PageRank and Beyond: The Science of Search Engine Rankings*, Princeton University Press, New Jersey, 2006.
- [18] A. N. LANGVILLE AND C. D. MEYER, *Who’s #1?: The Science of Rating and Ranking*, Princeton University Press, New Jersey, 2012.
- [19] L. LÜ, Y.-C. ZHANG, C. H. YEUNG, AND T. ZHOU, *Leaders in social networks, the Delicious case*, PLoS ONE, 6 (2011), <https://doi.org/10.1371/journal.pone.0021202>.
- [20] R. MIHALCEA AND P. TARAU, *TextRank: Bringing order into text*, in Proceedings of the 2004 Conference on Empirical Methods in Natural Language Processing, Barcelona, Spain, 2004, Association for Computational Linguistics, pp. 404–411.
- [21] L. PAGE, S. BRIN, R. MOTWANI, AND T. WINOGRAD, *The PageRank citation ranking: Bringing order to the Web*, Technical Report 1999-66, Stanford University, 1999, <http://ilpubs.stanford.edu:8090/422/>.
- [22] R. SEDGEWICK AND K. WAYNE, *Algorithms*, Addison-Wesley, Boston, 4th ed., 2011.
- [23] G. SLUTZKI AND O. VOLIJ, *Scoring of web pages and tournaments—axiomatizations*, Social Choice and Welfare, 26 (2006), pp. 75–92.
- [24] T. WAŚ AND O. SKIBSKI, *Axiomatic characterization of PageRank*, Artificial Intelligence, 318 (2023), p. 103900, <https://doi.org/10.1016/j.artint.2023.103900>.