

Rethinking Layer Removal: Preserving Critical Components with Task-Aware Singular Value Decomposition

Kainan Liu^{1,2,†}, Yong Zhang^{1,†}, Ning Cheng^{1,*}, Zhitao Li¹,
Shaojun Wang¹, Jing Xiao¹,

¹Ping An Technology (Shenzhen) Co., Ltd., China

²The Hong Kong University of Science and Technology (Guangzhou)
{zhangyong203, chengning211}@pingan.com.cn

Abstract

Layer removal has emerged as a promising approach for compressing large language models (LLMs) by leveraging redundancy within layers to reduce model size and accelerate inference. However, this technique often compromises internal consistency, leading to performance degradation and instability, with varying impacts across different model architectures. In this work, we propose Taco-SVD, a task-aware framework that retains task-critical singular value directions, preserving internal consistency while enabling efficient compression. Unlike direct layer removal, Taco-SVD preserves task-critical transformations to mitigate performance degradation. By leveraging gradient-based attribution methods, Taco-SVD aligns singular values with downstream task objectives. Extensive evaluations demonstrate that Taco-SVD outperforms existing methods in perplexity and task performance across different architectures while ensuring minimal computational overhead.

1 Introduction

Large Language Models (LLMs) have demonstrated remarkable capabilities across a wide range of natural language processing tasks, including language generation, reasoning, and question answering (Brown et al., 2020; Touvron et al., 2023). However, their massive parameter sizes create significant computational and memory challenges, making them difficult to deploy on resource-constrained devices (Zhou et al., 2024). To address this, model compression techniques such as quantization (Frantar et al., 2022; Lin et al., 2024; Xiao et al., 2023), knowledge distillation (Gu et al., 2023; Xu et al., 2024), and pruning (Sun et al., 2024; Ashkboos et al., 2024) have been widely explored. Among

[†] Equal contribution.

^{*}Corresponding author.

This work was done during Kainan Liu’s internship at Ping An Technology.

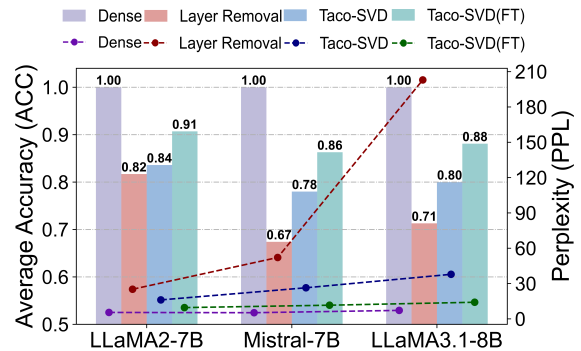


Figure 1: Zero-shot performance of Taco-SVD and pure layer removal under 20% compression ratio. Dashed lines represent perplexity on WikiText-2, while bar charts show the percentage of the original model’s average accuracy on seven reasoning datasets.

these, structured pruning methods, especially layer removal (Men et al., 2024; Yang et al., 2024; Song et al., 2024), have shown promise by leveraging redundancy within layers of LLMs to achieve significant parameter reductions and inference speedup.

Despite its simplicity and computational efficiency, pure layer removal introduces two notable challenges, as shown in Figure 1. First, while task accuracy may remain stable in certain cases, perplexity (PPL) often degrades significantly, reflecting disruptions to the model’s internal consistency, which stems from impaired information flow and misaligned intermediate representations (Liang et al., 2024). This increase in PPL suggests that layer removal may affect critical transformations responsible for maintaining coherent representations, potentially reducing the model’s generalization ability on complex or unseen tasks.

Second, the impact of layer removal varies significantly across model architectures. For instance, under the same pruning ratio, LLaMA2 (Touvron et al., 2023) maintains reasonable performance, whereas LLaMA3 (Dubey et al., 2024) experiences a steep performance drop. This observa-

tion indicates that the tolerance to layer pruning is architecture-dependent. Such variability underscores a lack of robustness in pure layer removal, where certain task-critical transformations may be unevenly affected, resulting in performance inconsistencies across different architectures.

Our analysis suggests that these issues arise from the removal of transformations that play an essential role in maintaining both internal consistency and task-specific performance. While existing methods, such as LoRA-based fine-tuning (Hu et al., 2022) or lightweight layer replacements (Chen et al., 2024), aim to recover or approximate the lost functionality, they often incur substantial computational costs and do not fully address the challenge of preserving task-critical transformations in a resource-efficient manner.

To address these challenges, we propose Taco-SVD (Task-Aware Singular Value Decomposition for LLM Compression), a novel framework designed to address the limitations of pure layer removal by preserving task-critical transformations. Taco-SVD fundamentally rethinks layer removal by integrating task-aware optimization into singular value decomposition, ensuring that compression decisions align with task-specific objectives. Unlike conventional SVD, which focuses on global matrix reconstruction, Taco-SVD leverages gradient attribution to directly quantify the task-specific importance of singular values. Using a small calibration dataset from a general-purpose, unlabeled source, our method identifies and preserves the most impactful transformations within redundant layers. This approach minimizes the indiscriminate loss of critical task-specific transformations, maintaining internal consistency and representation flow while achieving efficient compression.

To validate our approach, we conducted experiments on tasks such as language generation, commonsense reasoning, and mathematical reasoning using LLaMA and Mistral models. Taco-SVD achieves parameter reduction comparable to pure layer removal while improving perplexity and task performance. Notably, Taco-SVD demonstrates consistent robustness across diverse model architectures, maintaining strong performance without additional training. It also achieves strong performance with minimal calibration data—only 64 samples from a general-purpose, unlabeled dataset, demonstrating its effectiveness. Moreover, fine-tuning further enhances its performance, highlight-

ing Taco-SVD’s robustness and efficiency in compressing large language models.

2 Related Work

2.1 Layer Removal Techniques and Their Impact on Model Consistency

Layer removal is a structured pruning technique that eliminates redundant layers within Large Language Models (LLMs), aiming to reduce the model’s computational and memory requirements. Methods such as ShortGPT (Men et al., 2024) introduce a metric called Block Influence to assess the significance of individual layers, enabling efficient one-shot removal of less important layers. SLEB (Song et al., 2024) improves this by employing an iterative pruning strategy, evaluating the importance of each layer based on the current state of the layer-removed LLMs. LaCo (Yang et al., 2024), on the other hand, proposes a gradual compression approach, progressively merging redundant layers from deeper to shallower parts of the network.

Although effective in reducing model size, layer removal often disrupts internal consistency, leading to degraded task performance and increased perplexity, as shown in our analysis building on the concept introduced by (Liang et al., 2024). Additionally, its sensitivity to different architectures limits generalizability, with some models tolerating pruning better than others. These challenges highlight the need for approaches that preserve task-critical information while ensuring robust compression across diverse scenarios.

2.2 Post-Pruning Compensation and Training-Based Recovery Approaches

To mitigate the degradation caused by layer removal, post-pruning compensation methods have been developed. (Kim et al., 2024) introduced Shortened LLaMA, which incorporates LoRA (Hu et al., 2022) to recover the ability of layer removal models. However, LoRA alters the original singular value spectrum, which may diminish the contribution of pre-trained features (Shuttleworth et al., 2024). To address this issue, LLM-Streamline (Chen et al., 2024) trains a lightweight module such as feed-forward neural network (FFN) or a transformer layer to approximate the functionality of the pruned redundant layers. Although effective to some extent, these methods incur significant computational and data costs, limiting their practicality in resource-constrained scenarios.

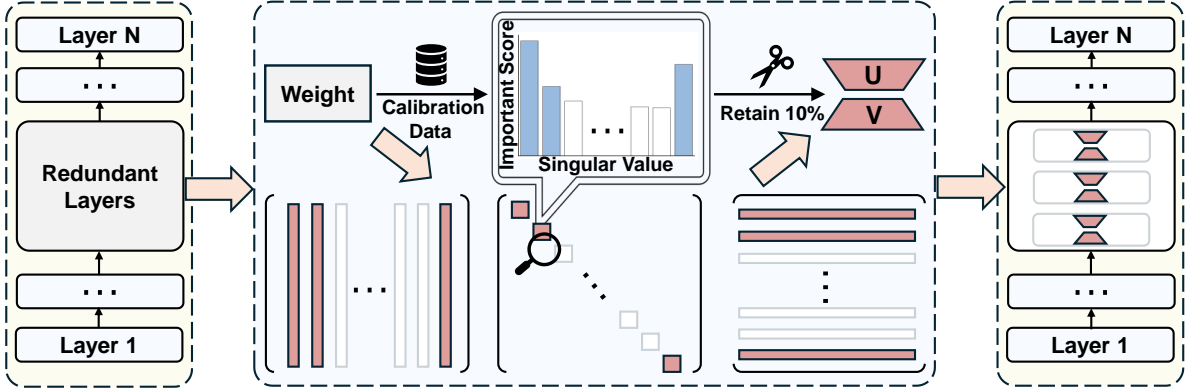


Figure 2: Overview of Taco-SVD. The figure illustrates how Taco-SVD uses gradient attribution to identify task-critical singular values and applies SVD to compress redundant layers while preserving task-relevant transformations.

2.3 Singular Value Decomposition for LLM Compression

Singular Value Decomposition (SVD) is a foundational technique for compressing dense models by decomposing weight matrices into low-rank structures. However, vanilla SVD focuses solely on global matrix reconstruction, providing general approximations without considering task-specific characteristics. Recent methods have enhanced SVD to better align with model and task requirements. FWSVD (Hsu et al., 2022) incorporates Fisher information to reweight the importance of parameters before applying SVD. ASVD (Yuan et al., 2023) uses activation patterns from a calibration dataset to scale weight matrices, reducing compression-induced activation errors. SVD-LLM (Wang et al., 2024) applies truncation-aware data whitening and layer-wise updates to ensure a direct relationship between singular values and compression loss. Additionally, (Yu and Wu, 2023; Chavan et al., 2024; Ji et al., 2024) present another paradigm for low-rank compression of LLMs, where eigenvalue decomposition is applied to output activations, approximating the output features of each layer with low-rank matrices.

Despite these advancements, existing methods mainly focus on optimizing compression loss without directly addressing the relationship between singular values and task-specific losses. Taco-SVD bridges this gap by integrating task-aware optimization into SVD, leveraging gradient attribution to retain task-critical singular values and align compressed models with task objectives.

3 Method

3.1 Overview and Motivation

In this paper, we propose a novel task-aware compression framework named **Taco-SVD**, designed to

compress redundant layers in large language models (LLMs) while preserving task-critical transformations. Unlike traditional layer removal methods that directly eliminate redundant components, Taco-SVD integrates task-aware singular value decomposition into the layer removal paradigm. By introducing gradient-based attributions, it systematically aligns the importance of singular values with task-specific objective, ensuring that the most essential components within redundant layers are retained during truncation.

Figure 2 provides an overview of Taco-SVD. The method consists of two main steps: (1) identifying redundant layers based on cosine similarity, and (2) applying task-aware singular value decomposition (SVD) to retain the most critical singular values and their corresponding singular vectors. Below, we describe each step in detail.

3.2 Redundant Layer Selection

The first step in Taco-SVD is identifying redundant layers. These are layers that contribute minimally to the transformation of hidden states, exhibiting high redundancy and limited impact on overall model performance. Following prior works (Song et al., 2024; Chen et al., 2024), we use cosine similarity to quantify the degree of transformation in a given layer.

For a transformer layer with input hidden state $H_i \in \mathbb{R}^d$ and output hidden state $H_{i+1} \in \mathbb{R}^d$, the cosine similarity is computed as:

$$\cos(H_i, H_{i+1}) = \frac{H_i^T H_{i+1}}{\|H_i\|_2 \|H_{i+1}\|_2} \quad (1)$$

A high cosine similarity indicates minimal transformation, suggesting that the layer is redundant. Instead of directly removing these layers, Taco-SVD compresses their weight matrices using a

task-aware approach to preserve task-relevant transformations.

3.3 Task-Aware Singular Value Decomposition

3.3.1 Motivation for Task-Aware SVD

Singular value decomposition (SVD) is a standard technique for compressing weight matrices by providing a global low-rank approximation. Traditional SVD methods retain the top- k singular values based solely on their magnitudes, which are task-agnostic and often fail to capture task-relevant components. This can lead to the removal of critical transformations necessary for downstream tasks (Hsu et al., 2022; Wang et al., 2024).

To address this limitation, Taco-SVD introduces task awareness into SVD by using gradient-based attribution to evaluate the task-specific importance of each singular value and its corresponding singular vectors. This ensures that only the most task-relevant transformations are preserved.

3.3.2 Singular Value Decomposition (SVD)

For a redundant layer’s weight matrix $W \in \mathbb{R}^{m \times n}$, SVD decomposes W as:

$$W = U\Sigma V^T \quad (2)$$

where $\Sigma = \text{diag}(\sigma_1, \sigma_2, \dots, \sigma_k)$ contains the singular values ($\sigma_i \geq 0$), and $U \in \mathbb{R}^{m \times m}$, $V \in \mathbb{R}^{n \times n}$ are orthogonal matrices containing the left and right singular vectors, respectively.

3.3.3 Task-Aware Singular Value Importance

To assess the task-specific importance of each singular value, we introduce $\Phi(\sigma_i)$, the Task-Aware Singular Value Importance, which quantifies the contribution of σ_i to the task loss $\mathcal{L}_{\text{task}}$. Using its first-order Taylor expansion, the alteration in the task loss L caused by σ_i is approximated as:

$$\Delta \mathcal{L}(\sigma_i) \approx \frac{\partial \mathcal{L}_{\text{task}}}{\partial \sigma_i} \Delta \sigma_i \quad (3)$$

where $\frac{\partial \mathcal{L}_{\text{task}}}{\partial \sigma_i}$ represents the gradient sensitivity of σ_i to the task loss, and $\Delta \sigma_i$ is the perturbation applied to σ_i .

The gradient sensitivity is calculated by projecting the gradient of $\mathcal{L}_{\text{task}}$ with respect to W onto the singular directions:

$$\frac{\partial \mathcal{L}_{\text{task}}}{\partial \sigma_i} = \mathbf{u}_i^T G \mathbf{v}_i \quad (4)$$

where $G = \frac{\partial \mathcal{L}_{\text{task}}}{\partial W}$ is the gradient of the task loss with respect to W , and \mathbf{u}_i , \mathbf{v}_i are the left and right singular vectors corresponding to σ_i . The detailed proof can be found in the Appendix A.1.

Integrating the gradient sensitivity with the magnitude of σ_i , we define $\Phi(\sigma_i)$ as:

$$\Phi(\sigma_i) = \sigma_i \cdot (\mathbf{u}_i^T G \mathbf{v}_i) \quad (5)$$

where $\Phi(\sigma_i)$ measures the overall contribution of σ_i to task performance, considering both its magnitude and alignment with the task gradient. Larger value of $\Phi(\sigma_i)$ indicates greater importance.

We rank singular values in descending order of task relevance based on $\Phi(\sigma_i)$. Only the top- k singular values with the highest $\Phi(\sigma_i)$ are retained, and the compressed weight matrix is reconstructed as:

$$W_{\text{task}} = \sum_{i=1}^k \mathbf{u}_i \sigma_i \mathbf{v}_i^T \quad (6)$$

This ensures that W_{task} preserves the transformations most critical to task performance, achieving efficient compression while maintaining task consistency.

3.4 Layer-wise Low-Rank Decomposition

Taco-SVD applies a **layer-wise backward compression strategy**, starting from the last redundant layer and moving sequentially backward. For each redundant layer, weight matrices are compressed using Task-Aware Singular Value Decomposition, retaining only the top- k singular values ranked by $\Phi(\sigma_i)$. This ensures a low-rank approximation that preserves task-relevant transformations.

By processing one layer at a time, this approach significantly reduces memory overhead, avoiding the need to load the entire model into memory. Additionally, the backward order ensures that compressing deeper layers does not disrupt the consistency of earlier layers, preserving the overall stability of the model. The detailed implementation for Layer-wise Low-Rank Decomposition is provided in Algorithm 1 in the Appendix A.2.

4 Experiments

4.1 Experimental Setup

To validate the effectiveness of Taco-SVD, we conducted experiments across multiple large language

models (LLMs) and datasets, focusing on evaluating task performance, cross-model robustness, and computational efficiency. Below, we detail the models, datasets, baselines, and experimental configurations.

Models We evaluated our method on a diverse set of LLMs including LLaMA family models LLaMA2-7B, LLaMA2-13B (Touvron et al., 2023), LLaMA3.1-8B-Instruct (Dubey et al., 2024) and Mistral-7b (Jiang et al., 2023). These models enable a comprehensive assessment of our method across varying sizes and architectures, highlighting its generability and robustness.

Datasets Ten datasets are used as evaluation benchmarks including three language generation datasets: WikiText-2 (Merity et al., 2017), PTB (Marcus et al., 1993), C4 (Raffel et al., 2020) and seven datasets for common sense and mathematical reasoning include: WinoGrande (Sakaguchi et al., 2020), Hellaswag (Zellers et al., 2019), OpenbookQA (Mihaylov et al., 2018), PIQA (Bisk et al., 2020), ARC-c, ARC-e (Clark et al., 2018) for common sense reasoning, and MathQA (Amini et al., 2019) for mathematical reasoning.

Metric We use perplexity and accuracy for language generation tasks and reasoning tasks, respectively. All reasoning tasks are tested in zero-shot setting using the LM-Evaluation-Harness framework (Gao et al., 2024).

Baselines We compare Taco-SVD against training-free and training-based compression methods at the same compression ratio. For training-free methods, we select the layer removal technique LaCo (Yang et al., 2024), as well as a structured pruning method SliceGPT (Ashkboos et al., 2024) and the SVD-based LLM compression method ASVD (Yuan et al., 2023). For training-based methods, we compare Taco-SVD with LoRA (Hu et al., 2022) and the layer replacement method LLM-Streamline (Chen et al., 2024) with two variants: LLM-Streamline-FFN and LLM-Streamline-Layer, which replace redundant layers with Feed-Forward Neural Network (FFN) and Transformer Layer (Layer), respectively.

Implementation Details To ensure a fair comparison, all experimental setups are consistent across all methods. Specifically, for training-free methods, we randomly select 512 samples from the WikiText-2 dataset as calibration data. For training-based

methods, all models are fine-tuned on the Alpaca (Taori et al., 2023) dataset for 1 epoch with a batch size of 32. We use AdamW (Loshchilov and Hutter, 2019) as our optimizer and set the learning rate to 3×10^{-4} . All our experiments are conducted on a single NVIDIA A100 GPU with mixed precision enabled. Further experimental details can be found in the Appendix A.3.

4.2 Results

We conducted comprehensive experiments to evaluate Taco-SVD from four key perspectives: (a) zero-shot compression performance on language generation and reasoning tasks, (b) effectiveness as an initialization method compared to training-based approaches, (c) robustness at high compression ratios, and (d) compression efficiency and inference speed on real hardware.

Training-Free Compression To evaluate the generalizability of Taco-SVD, we compared its performance with training-free baselines under approximately 20% compression ratio across four models with varying scales and architectures: Mistral-7B, LLaMA2-7B, LLaMA2-13B, and LLaMA3.1-8B-Instruct. The results, summarized in Table 1, demonstrate that Taco-SVD consistently achieves strong performance across all models and tasks, maintaining competitive perplexity and accuracy even on challenging architectures like LLaMA3. Notably, Taco-SVD exhibits significantly improved robustness compared to baselines, effectively addressing the variability in sensitivity to pruning across diverse architectures.

Training-based Compression In this section, we further demonstrate that Taco-SVD can provide better initialization for fine-tuning, enabling faster and more accurate recovery of the compressed model compared to other methods. To ensure that the number of trainable parameters remains approximately the same across all methods, we retain only 10% of the parameters in each redundant layer and set only the parameters within these redundant layers to be trainable. As shown in Table 2, Taco-SVD consistently outperforms LoRA and LLM-Streamline across different LLMs. In addition, we plot the validation loss curves during the training process for each method in the Appendix A.4, we can observe that Taco-SVD has better initialization, leading to more stable and faster convergence during fine-tuning.

Model	Method	Ratio	WikiText-2	PTB	C4	Openb.	ARC_e	WinoG.	HellaS.	ARC_c	PIQA	MathQA	Average
Mistral-7B	Dense	0%	5.25	23.73	8.36	32.6	80.85	73.88	61.22	50.43	80.58	35.88	59.35
	LaCo	21.1%	244.53	524.26	243.98	20.2	35.17	57.54	26.23	24.66	52.77	24.29	34.41
	SliceGPT	20%	9.04	107.65	38.17	19.2	51.05	59.43	34.84	25.26	60.72	23.25	39.11
	ASVD	20%	19.28	171.54	27.93	19.8	55.68	55.96	35.84	24.49	66.21	24.19	40.31
	Taco-SVD	20.3%	26.42	77.98	28.88	21.4	51.47	68.19	42.82	35.24	66.59	25.83	44.51
LLaMA2-7B	Dense	0%	5.47	20.83	7.29	31.8	69.28	67.09	56.7	39.93	78.34	27.67	52.97
	LaCo	18.1%	39.43	93.98	71.77	26.2	48.36	59.19	41.93	32.42	68.72	24.02	42.98
	SliceGPT	21.5%	8.63	99.25	40.7	22	54.34	60.62	37.4	27.99	63.38	23.18	41.27
	ASVD	20%	9.7	88.39	12.46	27.8	58.41	61.09	46.97	32.42	71.05	25.09	46.12
	Taco-SVD	21.6%	16.12	44.09	23.13	24	53.59	62.9	42.94	32.76	71.06	22.88	44.30
LLaMA2-13B	Dense	0%	4.88	28.92	6.99	32.4	73.27	69.61	59.72	45.56	78.78	30.02	55.62
	LaCo	19.5%	27.26	59.14	27.42	27.6	52.25	62.98	42.52	33.36	69.91	25.32	44.85
	SliceGPT	21.5%	7.44	99.77	37.65	29.4	58.92	64.8	38.96	31.74	64.42	23.65	44.56
	ASVD	20%	8.07	101.1	11.86	28.8	63.55	62.59	46.12	32.68	73.72	24.65	47.44
	Taco-SVD	20.6%	11.1	56.57	14.76	26.4	60.62	66.22	46.55	35.07	73.11	24.22	47.46
LLaMA3.1-8B -Instruct	Dense	0%	7.21	12.33	12.06	33.8	81.9	73.72	59.1	51.71	79.87	39.46	59.94
	LaCo	19%	753.98	1577.44	807.12	26	48.78	64.56	33.2	29.61	65.07	30.25	42.50
	SliceGPT	20%	52.78	460.73	324.71	14.6	43.48	51.38	29.6	22.78	58.38	21.78	34.57
	ASVD	20%	2443.99	4469.54	2842.23	11.8	28.37	48.62	26.63	19.2	54.84	18.79	29.75
	Taco-SVD	20.1%	37.86	63.97	42.25	21.6	59.85	70.48	44.21	37.12	68.66	27.94	47.12

Table 1: Zero-shot performance of Taco-SVD and training-free baselines under 20% compression ratio. Results are reported on three language modeling datasets (perplexity) and seven reasoning datasets (individual and average accuracy). Bold values indicate the best performance.

Model	Method	Ratio	WikiText-2	PTB	C4	Openb.	ARC_e	WinoG.	HellaS.	ARC_c	PIQA	MathQA	Average
Mistral-7B	Dense	0%	5.25	23.73	8.36	32.6	80.85	73.88	61.22	50.43	80.58	35.88	59.35
	LoRA	25%	11.56	34.05	14.86	24.6	68.73	70.72	51.18	40.1	71.93	26.37	50.52
	LS-FFN	25.2%	16.12	59.98	18.4	21.8	66.88	68.03	49.92	37.8	70.35	27.2	48.85
	LS-Layer	24.1%	14.67	54.31	16.61	21.6	68.77	70.09	45.02	39.25	72.25	26.83	49.12
	Taco-SVD	24.3%	11.62	44.14	14.85	26.2	69.28	70.32	51.7	40.87	73.07	27.17	51.23
LLaMA2-7B	Dense	0%	5.47	20.83	7.29	31.8	69.28	67.09	56.7	39.93	78.34	27.67	52.97
	LoRA	25%	11.7	35.39	13.95	26.2	57.79	63.06	48.15	33.28	71.16	24.15	46.26
	LS-FFN	25.7%	13.94	37.43	14.61	24.6	55.98	62.51	48.32	33.28	71	25.19	45.84
	LS-Layer	24%	11.57	32.62	12.91	25.4	59.85	61.88	50.21	35.15	72.91	23.85	47.04
	Taco-SVD	24.2%	9.59	30.38	12.22	28.4	60.52	64.56	50.32	36.01	71.76	24.85	48.06
LLaMA2-13B	Dense	0%	4.88	28.92	6.99	32.4	73.27	69.61	59.72	45.56	78.78	30.02	55.62
	LoRA	25%	8.46	58.15	11.35	26.6	63.05	67.4	53.47	38.4	73.5	25.33	49.68
	LS-FFN	25.4%	8.11	76.3	11.22	28.4	61.07	67.17	54.04	38.23	73.29	25.49	49.67
	LS-Layer	24.4%	8.23	77.04	11.09	29	62.42	67.25	54.25	39.76	74.21	26.06	50.42
	Taco-SVD	24.2%	7.52	38.31	10.42	28.6	63.3	67.96	54.63	38.74	73.88	27.27	50.63
LLaMA3.1-8B -Instruct	Dense	0%	7.21	12.33	12.06	33.8	81.9	73.72	59.1	51.71	79.87	39.46	59.94
	LoRA	22.3%	14.56	21.24	21.8	27.6	69.65	69.38	50.54	41.3	72.69	30.18	51.62
	LS-FFN	22%	16.79	24.76	24.14	26.4	70.24	70.17	48.97	40.53	72.03	30.25	51.23
	LS-Layer	21.7%	14.27	20.85	20.79	27.2	73.53	69.38	51.22	42.66	73.39	31.56	52.71
	Taco-SVD	21%	14.13	20.99	21.73	28.2	72.01	69.93	51.5	43.26	73.5	31.26	52.81

Table 2: Performance comparison of Taco-SVD + FT and training-based baselines under 25% compression ratio. LS-FFN and LS-Layer denote two variants of LLM-Streamline. Results are reported on three language modeling datasets (perplexity) and seven reasoning datasets (individual and average accuracy). Bold values indicate the best performance.

Performance at High Compression Ratio To evaluate the performance and stability of our proposed method at high compression ratios, we compare Taco-SVD with the baselines on LLaMA2-7B at compression ratios of 25%, 30%, 35% and 40%. The perplexity (PPL) on WikiText-2, PTB and the average accuracy across all reasoning benchmarks are shown in Figure 3, with detailed results for each benchmark presented in the Appendix A.5. We make the following three observations: (a) Most layer removal methods cannot tolerate high compression ratios, with performance dropping sharply at higher compression levels. (b) Compared to training-free baselines, Taco-SVD consistently achieves better accuracy across all compression

ratios. (c) Fine-tuning Taco-SVD significantly recovers the accuracy of compressed models, even at high compression ratios.

Compression Costs and Acceleration Effect

Taco-SVD can not only compress LLMs at very low cost but also improve inference efficiency on real hardware. To demonstrate this, we measure the compression time and peak memory consumption of Taco-SVD when compressing LLaMA2-7B on an NVIDIA A100 GPU under 25% compression ratio. These metrics, summarized in Table 3, indicate that Taco-SVD achieves a good balance between compression time and memory consumption. Additionally, to assess the acceleration effect

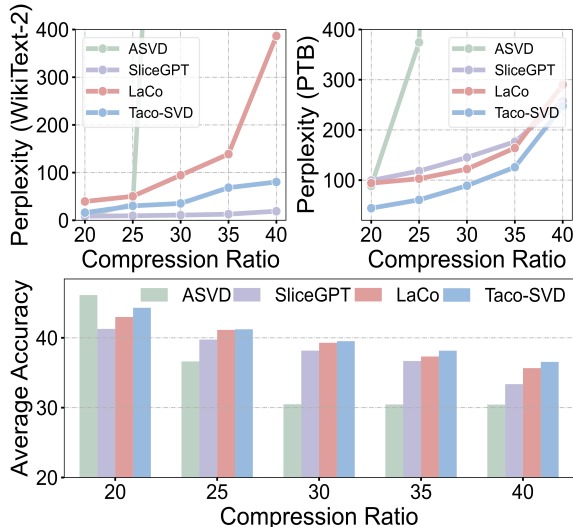


Figure 3: Zero-shot performance of LLaMA2-7B compressed by Taco-SVD and baselines under 20% to 40% compression ratio. **Top:** Perplexity on WikiText-2 (left) and PTB (right). **Bottom:** Average accuracy on seven reasoning benchmarks.

of Taco-SVD, we compared the throughput (tokens generated per second) of original LLaMA2-7B and its compressed version by layer removal and Taco-SVD with different sequence lengths and batch sizes. As shown in Figure 4, Taco-SVD consistently ensures an enhancement in the generation speed and achieves an acceleration effect comparable to pure layer removal. It is important to note that although Taco-SVD retains a small portion of parameters in the redundant layers to mitigate the internal inconsistencies introduced by layer removal, this structure is extremely low-rank, resulting in negligible inference latency while maintaining task performance.

Model	Average Compression Time(h)	Memory Consumption(MiB)
LaCo	0.05	45046
ASVD	5.5	17632
SliceGPT	0.6	18195
Taco-SVD	0.16	29050

Table 3: Compression time and peak memory usage of Taco-SVD and baselines for LLaMA2-7B under 25% compression ratio on a single A100 GPU.

4.3 Ablation Study

Calibration Data We conducted ablation studies to investigate the impact of **calibration dataset** and **the number of calibration data** used for singular value gradient attribution. Table 4 summarizes the results of Taco-SVD when compressing

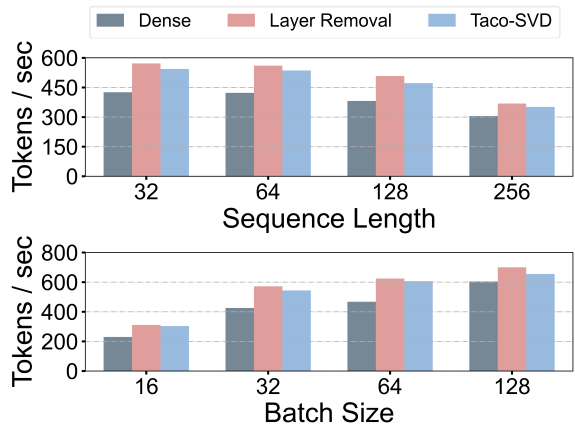


Figure 4: Throughput of LLaMA2-7B and Taco-SVD compressed model under 25% compression ratio on a single A100 GPU. **Top:** Throughput across different sequence lengths (batch size = 32). **Bottom:** Throughput across different batch sizes (sequence length = 32).

LLaMA3.1-8B-Instruct under 20% compression ratio using different calibration datasets and varying numbers of calibration data from WikiText-2. The results demonstrate that Taco-SVD is robust to both the choice of calibration dataset and the quantity of calibration data. Notably, even with as few as 64 calibration samples, Taco-SVD achieves competitive performance, highlighting its efficiency in leveraging minimal data for effective compression. We report the detailed results in the Appendix A.6.

Ablation Type	Calibration Dataset	WikiText-2	PTB	Average Accuracy
Varying Dataset	WikiText-2	37.86	63.97	47.12
	C4	40.54	71.42	46.17
Varying Number	64	46.5	86.51	47.06
	128	39.91	76.41	46.93
	256	38.73	79.13	46.67
	512	37.86	63.97	47.12

Table 4: Comparison of Taco-SVD using different types and amounts of calibration data for compressing LLaMA3.1-8B-Instruct under 20% compression ratio.

One-shot Pruning vs Iterative Pruning As detailed in Section 3.4, Taco-SVD employs a layer-wise backward compression strategy to compress redundant layers. This can be done using one-shot pruning, which identifies and decomposes all redundant layers in a single step, or iterative pruning, which processes layers one at a time to account for interactions between layers. Table 5 shows that both approaches achieve similar performance, with one-shot pruning being more efficient.

Pruning Strategy	WikiText-2	PTB	Average Accuracy	Compression Time(h)
One-shot Pruning	37.86	63.97	47.12	0.16
Iterative Pruning	38.39	72.18	47.13	0.22

Table 5: Comparison of one-shot pruning and iterative pruning for LLaMA3.1-8B-Instruct under 20% compression ratio.

5 Discussion

5.1 How Taco-SVD Stabilizes Layer Removal and Enhances Model Consistency

Instabilities Caused by Layer Removal Layer removal can disrupt the internal consistency of a model, leading to performance degradation. In response, the model attempts to compensate for the loss of removed layers, triggering a process we refer to as *self-repair* (Rushing and Nanda, 2024). While this self-repair mechanism helps the model maintain partial functionality, it is often noisy and incomplete. The process cannot fully recover the removed components, resulting in higher perplexity and reduced cross-task generalization. This phenomenon is task-dependent, with certain tasks being more sensitive to the loss of critical task-relevant transformations.

Taco-SVD as a Stabilizing Solution Taco-SVD effectively addresses these issues by preserving key task-critical singular value directions, reducing the need for self-repair and stabilizing the model’s internal consistency. Specifically, Taco-SVD:

- Retains task-critical singular values, minimizing disruption to the residual stream. This helps maintain the original structure and function of the model, reducing perplexity and improving performance across diverse tasks.
- Mitigates the reliance on self-repair, ensuring that the model does not need to rely on incomplete compensations. By aligning the retained singular values with task-specific objectives, Taco-SVD facilitates smoother adjustments that preserve both task performance and internal consistency.

5.2 Taco-SVD vs LoRA vs LLM-Streamline

Limitations of fine-tuning Pruned LLMs with LoRA Parameter-efficient fine-tuning methods such as LoRA introduce additional parameters across the remaining layers to compensate for the removed layers. However, training the pruned model with LoRA is a process of redistributing the function of the pruned layers (Chen et al., 2024),

these updates often introduce intruder dimensions, which may lead to potential issues such as Spectral Dilution (Shuttleworth et al., 2024): LoRA’s weight updates alter the original singular value spectrum, the new singular vectors added by LoRA are often orthogonal to the original pre-trained singular vectors, which diminishes the contribution of task-agnostic features learned during pre-training.

Limitations of Layer Replacement with Dense Modules Methods like LLM-Streamline (Chen et al., 2024) train a dense module from scratch to approximate the functionality of redundant layers within LLMs. However, dense modules possess high-dimensional internal structures, which may cause overfitting in scenarios with limited data.

Taco-SVD’s Generalization Advantage via Low-Rank Learning In contrast, Taco-SVD avoids such issues by preserving the original spectral structure while aligning it with task-specific objectives.

- Taco-SVD identifies and retains the singular value directions in the redundant layer that are most critical to task performance. It maintains the original pre-trained singular value spectrum, preventing the introduction of orthogonal updates to the original singular vectors in the remaining layers.
- Previous literature has demonstrated the effectiveness and practicality of low-rank learning in deep networks (Oymak et al., 2019; Kamalakar et al., 2022; Yaras et al., 2024). Therefore, instead of training a dense module from scratch, Taco-SVD fine-tunes only the minimal task-aware subspaces in redundant layers. It can avoid overfitting by constraining the model to learn within a low-rank structure.

6 Conclusion

We propose Taco-SVD, a task-aware framework for compressing large language models by retaining task-critical singular value directions. Taco-SVD mitigates the disruptions caused by traditional layer removal and avoids the need for computationally expensive fine-tuning compensation by preserving key task-critical transformations. Experimental results show that Taco-SVD achieves lower perplexity, better task performance, and improved cross-task robustness with minimal resource overhead. This work highlights the effectiveness of aligning low-rank decompositions with task-specific objectives for efficient and robust model compression.

7 Limitations

While Taco-SVD demonstrates strong performance across various tasks and architectures, we acknowledge certain limitations that highlight opportunities for future research:

Dependence on Calibration Data Taco-SVD relies on calibration data for singular value gradient attribution. In our experiments, using as few as 64 calibration samples from the general-purpose WikiText dataset achieved strong performance across multiple tasks. However, while this approach works well in these settings, we have not yet explored whether using domain-specific calibration data could yield better results in specialized domains. Further testing with such data may provide valuable insights into its potential advantages.

Trade-Off Between Compression and Retained Parameters To ensure robustness and task consistency, Taco-SVD retains a small fraction of low-rank parameters in redundant layers, mitigating disruptions caused by pure layer removal. This design choice introduces a slight trade-off in terms of parameter retention, which could limit its suitability for applications requiring extreme compression ratios. Further reduction techniques may complement Taco-SVD in such scenarios.

Scalability to Extremely Large Models While Taco-SVD performs effectively on models like LLaMA2 and LLaMA3, its application to ultra-large-scale models (e.g., hundreds of billions of parameters) could pose additional computational challenges. Future work could focus on optimizing the algorithm for such architectures, enabling its application to next-generation LLMs.

Ethical Considerations

Our research adheres to the ACL Code of Ethics, ensuring transparency, responsible use of data, and consideration of potential social impacts. All datasets used in this work are publicly available and have been appropriately cited, ensuring compliance with data usage agreements and privacy regulations.

While Taco-SVD is designed to optimize the efficiency and scalability of large language models, we recognize that such technologies could be misused in applications that may perpetuate harmful biases or deploy models in contexts lacking adequate oversight. To mitigate these risks, we advocate for responsible deployment practices, including thor-

ough testing and monitoring for unintended biases.

Moreover, we acknowledge the computational resources required for training and testing large language models. To minimize environmental impact, we conducted experiments on energy-efficient hardware (NVIDIA A100 GPUs) and report our computational cost transparently. Further details can be found in the Appendix.

References

- Aida Amini, Saadia Gabriel, Shanchuan Lin, Rik Koncel-Kedziorski, Yejin Choi, and Hannaneh Hajishirzi. 2019. MathQA: Towards interpretable math word problem solving with operation-based formalisms. In *Proceedings of the 2019 Conference of the North American Chapter of the Association for Computational Linguistics: Human Language Technologies, Volume 1 (Long and Short Papers)*, pages 2357–2367, Minneapolis, Minnesota. Association for Computational Linguistics.
- Saleh Ashkboos, Maximilian L Croci, Marcelo Genari do Nascimento, Torsten Hoeffler, and James Hensman. 2024. SliceGPT: Compress large language models by deleting rows and columns. *arXiv preprint arXiv:2401.15024*.
- Yonatan Bisk, Rowan Zellers, Jianfeng Gao, Yejin Choi, et al. 2020. Piqa: Reasoning about physical commonsense in natural language. In *Proceedings of the AAAI conference on artificial intelligence*, volume 34, pages 7432–7439.
- Tom Brown, Benjamin Mann, Nick Ryder, Melanie Subbiah, Jared D Kaplan, Prafulla Dhariwal, Arvind Neelakantan, Pranav Shyam, Girish Sastry, Amanda Askell, Sandhini Agarwal, Ariel Herbert-Voss, Gretchen Krueger, Tom Henighan, Rewon Child, Aditya Ramesh, Daniel Ziegler, Jeffrey Wu, Clemens Winter, Chris Hesse, Mark Chen, Eric Sigler, Matiusz Litwin, Scott Gray, Benjamin Chess, Jack Clark, Christopher Berner, Sam McCandlish, Alec Radford, Ilya Sutskever, and Dario Amodei. 2020. Language models are few-shot learners. In *Advances in Neural Information Processing Systems*, volume 33, pages 1877–1901. Curran Associates, Inc.
- Arnav Chavan, Nahush Lele, and Deepak Gupta. 2024. Surgical feature-space decomposition of LLMs: Why, when and how? In *Proceedings of the 62nd Annual Meeting of the Association for Computational Linguistics (Volume 1: Long Papers)*, pages 2389–2400, Bangkok, Thailand. Association for Computational Linguistics.
- Xiaodong Chen, Yuxuan Hu, and Jing Zhang. 2024. Compressing large language models by streamlining the unimportant layer. *arXiv preprint arXiv:2403.19135*.

- Peter Clark, Isaac Cowhey, Oren Etzioni, Tushar Khot, Ashish Sabharwal, Carissa Schoenick, and Oyvind Tafjord. 2018. Think you have solved question answering? try arc, the ai2 reasoning challenge. *arXiv preprint arXiv:1803.05457*.
- Abhimanyu Dubey, Abhinav Jauhri, Abhinav Pandey, Abhishek Kadian, Ahmad Al-Dahle, Aiesha Letman, Akhil Mathur, Alan Schelten, Amy Yang, Angela Fan, et al. 2024. The llama 3 herd of models. *arXiv preprint arXiv:2407.21783*.
- Elias Frantar, Saleh Ashkboos, Torsten Hoefer, and Dan Alistarh. 2022. Gptq: Accurate post-training quantization for generative pre-trained transformers. *arXiv preprint arXiv:2210.17323*.
- Leo Gao, Jonathan Tow, Baber Abbasi, Stella Biderman, Sid Black, Anthony DiPofi, Charles Foster, Laurence Golding, Jeffrey Hsu, Alain Le Noac’h, Haonan Li, Kyle McDonell, Niklas Muennighoff, Chris Ociepa, Jason Phang, Laria Reynolds, Hailey Schoelkopf, Aviya Skowron, Lintang Sutawika, Eric Tang, Anish Thite, Ben Wang, Kevin Wang, and Andy Zou. 2024. A framework for few-shot language model evaluation.
- Yuxian Gu, Li Dong, Furu Wei, and Minlie Huang. 2023. Knowledge distillation of large language models. *arXiv preprint arXiv:2306.08543*.
- Yen-Chang Hsu, Ting Hua, Sungen Chang, Qian Lou, Yilin Shen, and Hongxia Jin. 2022. Language model compression with weighted low-rank factorization. In *International Conference on Learning Representations*.
- Edward J Hu, yelong shen, Phillip Wallis, Zeyuan Allen-Zhu, Yuanzhi Li, Shean Wang, Lu Wang, and Weizhu Chen. 2022. LoRA: Low-rank adaptation of large language models. In *International Conference on Learning Representations*.
- Yixin Ji, Yang Xiang, Juntao Li, Qingrong Xia, Zi Ye, Xinyu Duan, Zhefeng Wang, Kehai Chen, and Min Zhang. 2024. Adaptive feature-based low-rank compression of large language models via bayesian optimization. In *Findings of the Association for Computational Linguistics: EMNLP 2024*, pages 4152–4168.
- Albert Q Jiang, Alexandre Sablayrolles, Arthur Mensch, Chris Bamford, Devendra Singh Chaplot, Diego de las Casas, Florian Bressand, Gianna Lengyel, Guillaume Lample, Lucile Saulnier, et al. 2023. Mistral 7b. *arXiv preprint arXiv:2310.06825*.
- Siddhartha Rao Kamalakara, Acyr Locatelli, Bharat Venkitesh, Jimmy Ba, Yarin Gal, and Aidan N Gomez. 2022. Exploring low rank training of deep neural networks. *arXiv preprint arXiv:2209.13569*.
- Bo-Kyeong Kim, Geonmin Kim, Tae-Ho Kim, Thibault Castells, Shinkook Choi, Junho Shin, and Hyoung-Kyu Song. 2024. Shortened LLaMA: A simple depth pruning for large language models. In *ICLR 2024 Workshop on Mathematical and Empirical Understanding of Foundation Models*.
- Xun Liang, Shichao Song, Zifan Zheng, Hanyu Wang, Qingchen Yu, Xunkai Li, Rong-Hua Li, Yi Wang, Zhonghao Wang, Feiyu Xiong, et al. 2024. Internal consistency and self-feedback in large language models: A survey. *arXiv preprint arXiv:2407.14507*.
- Ji Lin, Jiaming Tang, Haotian Tang, Shang Yang, Wei-Ming Chen, Wei-Chen Wang, Guangxuan Xiao, Xingyu Dang, Chuang Gan, and Song Han. 2024. Awq: Activation-aware weight quantization for on-device llm compression and acceleration. *Proceedings of Machine Learning and Systems*, 6:87–100.
- Ilya Loshchilov and Frank Hutter. 2019. Decoupled weight decay regularization. In *International Conference on Learning Representations*.
- Mitchell P. Marcus, Beatrice Santorini, and Mary Ann Marcinkiewicz. 1993. Building a large annotated corpus of English: The Penn Treebank. *Computational Linguistics*, 19(2):313–330.
- Xin Men, Mingyu Xu, Qingyu Zhang, Bingning Wang, Hongyu Lin, Yaojie Lu, Xianpei Han, and Weipeng Chen. 2024. Shortgpt: Layers in large language models are more redundant than you expect. *arXiv preprint arXiv:2403.03853*.
- Stephen Merity, Caiming Xiong, James Bradbury, and Richard Socher. 2017. Pointer sentinel mixture models. In *International Conference on Learning Representations*.
- Todor Mihaylov, Peter Clark, Tushar Khot, and Ashish Sabharwal. 2018. Can a suit of armor conduct electricity? a new dataset for open book question answering. In *Proceedings of the 2018 Conference on Empirical Methods in Natural Language Processing*, pages 2381–2391, Brussels, Belgium. Association for Computational Linguistics.
- Samet Oymak, Zalan Fabian, Mingchen Li, and Mahdi Soltanolkotabi. 2019. Generalization guarantees for neural networks via harnessing the low-rank structure of the jacobian. *arXiv preprint arXiv:1906.05392*.
- Colin Raffel, Noam Shazeer, Adam Roberts, Katherine Lee, Sharan Narang, Michael Matena, Yanqi Zhou, Wei Li, and Peter J. Liu. 2020. Exploring the limits of transfer learning with a unified text-to-text transformer. *Journal of Machine Learning Research*, 21(140):1–67.
- Cody Rushing and Neel Nanda. 2024. Explorations of self-repair in language models. *arXiv preprint arXiv:2402.15390*.
- Keisuke Sakaguchi, Ronan Le Bras, Chandra Bhagavatula, and Yejin Choi. 2020. Winogrande: An adversarial winograd schema challenge at scale. *Proceedings of the AAAI Conference on Artificial Intelligence*, 34(05):8732–8740.

- Reece Shuttleworth, Jacob Andreas, Antonio Torralba, and Pratyusha Sharma. 2024. Lora vs full fine-tuning: An illusion of equivalence. *arXiv preprint arXiv:2410.21228*.
- Jiwon Song, Kyungseok Oh, Taesu Kim, Hyungjun Kim, Yulhwa Kim, and Jae-Joon Kim. 2024. Sleb: Streamlining llms through redundancy verification and elimination of transformer blocks. *arXiv preprint arXiv:2402.09025*.
- Mingjie Sun, Zhuang Liu, Anna Bair, and J Zico Kolter. 2024. A simple and effective pruning approach for large language models. In *The Twelfth International Conference on Learning Representations*.
- Rohan Taori, Ishaan Gulrajani, Tianyi Zhang, Yann Dubois, Xuechen Li, Carlos Guestrin, Percy Liang, and Tatsunori B Hashimoto. 2023. Stanford alpaca: An instruction-following llama model.
- Hugo Touvron, Louis Martin, Kevin Stone, Peter Albert, Amjad Almahairi, Yasmine Babaei, Nikolay Bashlykov, Soumya Batra, Prajjwal Bhargava, Shruti Bhosale, et al. 2023. Llama 2: Open foundation and fine-tuned chat models. *arXiv preprint arXiv:2307.09288*.
- Xin Wang, Yu Zheng, Zhongwei Wan, and Mi Zhang. 2024. Svd-llm: Truncation-aware singular value decomposition for large language model compression. *arXiv preprint arXiv:2403.07378*.
- Guangxuan Xiao, Ji Lin, Mickael Seznec, Hao Wu, Julien Demouth, and Song Han. 2023. Smoothquant: Accurate and efficient post-training quantization for large language models. In *International Conference on Machine Learning*, pages 38087–38099. PMLR.
- Xiaohan Xu, Ming Li, Chongyang Tao, Tao Shen, Reynold Cheng, Jinyang Li, Can Xu, Dacheng Tao, and Tianyi Zhou. 2024. A survey on knowledge distillation of large language models. *arXiv preprint arXiv:2402.13116*.
- Yifei Yang, Zouying Cao, and Hai Zhao. 2024. Laco: Large language model pruning via layer collapse. *arXiv preprint arXiv:2402.11187*.
- Can Yaras, Peng Wang, Laura Balzano, and Qing Qu. 2024. Compressible dynamics in deep overparameterized low-rank learning & adaptation. *arXiv preprint arXiv:2406.04112*.
- Hao Yu and Jianxin Wu. 2023. Compressing transformers: features are low-rank, but weights are not! In *Proceedings of the AAAI Conference on Artificial Intelligence*, volume 37, pages 11007–11015.
- Zhihang Yuan, Yuzhang Shang, Yue Song, Qiang Wu, Yan Yan, and Guangyu Sun. 2023. Asvd: Activation-aware singular value decomposition for compressing large language models. *arXiv preprint arXiv:2312.05821*.
- Rowan Zellers, Ari Holtzman, Yonatan Bisk, Ali Farhadi, and Yejin Choi. 2019. HellaSwag: Can a machine really finish your sentence? In *Proceedings of the 57th Annual Meeting of the Association for Computational Linguistics*, pages 4791–4800, Florence, Italy. Association for Computational Linguistics.
- Zixuan Zhou, Xuefei Ning, Ke Hong, Tianyu Fu, Jiaming Xu, Shiyao Li, Yuming Lou, Luning Wang, Zhihang Yuan, Xiuhong Li, et al. 2024. A survey on efficient inference for large language models. *arXiv preprint arXiv:2404.14294*.

A Appendix

A.1 The gradient of singular values

For a weight matrix $W \in \mathbb{R}^{m \times n}$ in the selected redundant layers, its differential form can be expressed as:

$$\partial W = \partial U \Sigma V^T + U \partial \Sigma V^T + U \Sigma \partial V^T$$

$$U^T \partial W V = U^T \partial U \Sigma + \partial \Sigma + \Sigma V^T \partial V$$

Since both U and V are orthogonal matrices, we have:

$$U^T U = I_m, \quad V^T V = I_n$$

$$\partial U^T U + U^T \partial U = O_m, \quad \partial V^T V + V^T \partial V = O_n$$

This implies that $U^T dU$ and $dV^T V$ are asymmetric matrices. Therefore, the diagonal elements of $U^T dU \Sigma$ and $\Sigma V^T dV$ are zero, leading to the diagonal elements of $U^T \partial W V$ being:

$$I_k \odot U^T \partial W V = \partial \Sigma$$

where I_k represents the $k \times k$ identity matrix, \odot denotes element-wise multiplication.

For a singular value σ_i , its differential form can be written as:

$$\partial \sigma_i = u_i^T \partial W v_i$$

Since σ_i is a scalar, we have:

$$\begin{aligned} \partial \sigma_i &= \text{tr}(\partial \sigma_i) \\ &= \text{tr}(u_i^T \partial W v_i) \\ &= \text{tr}[(u_i v_i^T)^T \partial W] \end{aligned}$$

thereby, the derivative of σ_i with respect to W is:

$$\frac{\partial \sigma_i}{\partial W} = u_i v_i^T$$

For a calibration dataset D , the gradient of a singular value σ_i with respect to the task loss can be interpreted as the projection of the weight gradient matrix G onto the corresponding singular direction, given by:

$$\frac{\partial L}{\partial \sigma_i} = u_i^T \frac{\partial L}{\partial W} v_i$$

Then, for all the singular values Σ , we have:

$$\frac{\partial L}{\partial \Sigma} = I_k \odot U^T \left(\frac{\partial L}{\partial W} \right) V$$

A.2 Layer-wise Low-Rank Decomposition

This section provides the implementation of Layer-wise Low-Rank Decomposition, as detailed in Algorithm 1.

Algorithm 1 Task-Aware SVD for LLM Compression

Require: Model M with N layers, Calibration Dataset D , Retain Ratio r

Require: $W \in \{W_q, W_k, W_v, W_o, W_{up}, W_{down}\}$ for weight matrices in self-attention and MLP blocks

Ensure: Compressed Model \tilde{M}

1: **Step 1: Redundant Layer Selection**

2: **for** $i = 1$ to N **do**

3: $\text{cos}_i \leftarrow \frac{H_i^T H_{i+1}}{\|H_i\|_2 \|H_{i+1}\|_2}$

4: **end for**

5: Select L layers with highest cosine similarity.

6: **Step 2: Task-aware SVD Compression:**

7: **for** each layer $l \in L$, starting from the last layer **do**

8: $W \in \{W_q, W_k, W_v, W_o, W_{up}, W_{down}\}$

9: $W \leftarrow U \Sigma V^T$

10: $G \leftarrow \frac{\partial \mathcal{L}}{\partial W}$ # compute gradient matrices using D

11: $\frac{\partial \mathcal{L}}{\partial \sigma_i} \leftarrow \mathbf{u}_i^T G \mathbf{v}_i$ # Compute gradients for singular values

12: $\tilde{W} \leftarrow \tilde{U} \tilde{\Sigma} \tilde{V}^T$ # Truncate singular values based on Eq.5, retain only $r\%$ parameters per matrix

13: **end for**

14: **return** \tilde{M}

A.3 Experimental Setup and Hyperparameters Configuration

To ensure a fair comparison, all experimental setups are consistent across all methods. Below we describe the experimental setup and hyperparameters configuration in detail.

Training-free Setting We report the results of Taco-SVD and other training-free baselines under the compression ratio of 20% in Table 1. Specifically, we selected the same 256 samples from the WikiText-2 dataset as calibration data.

Training-based Setting Table 6 provides the detailed configurations of training-based methods under the compression ratio of 20%. All our experiments are conducted on a single NVIDIA A100 GPU with mixed precision enabled.

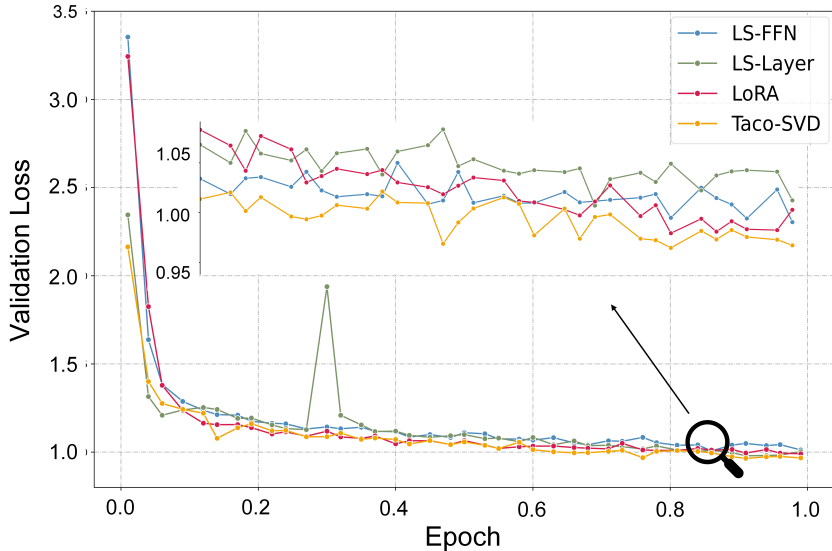


Figure 5: Validation loss curves of different methods on the Alpaca dataset (1 epoch)

HyperParameters	Setting
Dataset	Alpaca
Huggingface Dataset Path	yahma/alpaca-cleaned
Batch Size	32
Micro Batch Size	4
Epochs	1
Learning Rate	3.00E-04
Max Length	256
Train on Inputs	TRUE
Add EOS Token	FALSE
LoRA-Rank	256
LoRA-Alpha	16
LoRA-Dropout	0.05
LoRA-Target-Modules	q_proj, k_proj, v_proj, o_proj, up_proj, down_proj, gate_proj
Prompt-Template	Alpaca Template

Table 6: Experimental setup and hyperparameter configurations.

A.4 Validation Loss Curves

We plot the validation loss curves when training pruned Mistral-7B with 20% compression ratio with different compensation methods. As shown in Figure 5, we can observe that Taco-SVD has better initialization, leading to more stable and faster convergence during fine-tuning.

A.5 Results under High Compression Ratio

In this section, we present the results of Taco-SVD compared with the training-free baselines using LLaMA2-7B under high compression ratios, as shown in Table 7. The results demonstrate that our proposed method consistently outperforms the baselines, even at high compression ratios of up to 40%.

A.6 Robustness of Taco-SVD towards different Calibration Dataset

In this section, we provide details of the ablation studies conducted to investigate the impact of calibration datasets and the number of calibration data used for singular value gradient attribution. Specifically, we selected 512 samples from WikiText-2 (Merity et al., 2017) and C4 (Raffel et al., 2020) as calibration data to assess the performance of Taco-SVD when compressing LLaMA3.1-8B-Instruct under 20% compression ratio. Additionally, we selected 64, 128, 256 and 512 samples from WikiText-2 to examine the robustness of Taco-SVD to the change in the number of calibration data. All calibration data were randomly selected from the training splits of the downstream datasets, ensuring no data leakage. As shown in Figure 6, we can observe that Taco-SVD consistently achieves strong performance, indicating that our method is robust to variations in both the calibration dataset and the number of calibration data. Tables 8 and 9 summarize the results of Taco-SVD when compressing LLaMA3.1-8B-Instruct with different calibration datasets (WikiText-2, C4) and varying numbers of calibration data.

Method	Ratio	WikiText-2	PTB	Openb.	ARC_e	WinoG.	HellaS.	ARC_c	PIQA	MathQA	Average
Dense	0%	5.47	20.83	31.8	69.28	67.09	56.7	39.93	78.34	27.67	52.97
LaCo	18%	39.43	93.98	26.2	48.36	59.19	41.93	32.42	68.72	24.02	42.98
SliceGPT	21.50%	8.63	99.25	22	54.34	60.62	37.4	27.99	63.38	23.18	41.27
ASVD	20%	9.7	88.39	27.8	58.41	61.09	46.97	32.42	71.05	25.09	46.12
Taco-SVD	21.60%	16.12	44.09	24	53.59	62.9	42.94	32.76	71.06	22.88	44.30
LaCo	24%	50.33	102.84	25	45.33	60.06	38.3	29.69	65.51	23.99	41.13
SliceGPT	25.10%	9.54	118.17	20.6	50.91	59.63	35.66	26.41	61.62	23.43	39.75
ASVD	25%	53.48	374.45	17	39.35	53.12	32.64	22.78	61.48	22.95	35.62
Taco-SVD	25%	30.2	60.74	21.6	46.59	61.8	40.41	28.84	66.1	23.18	41.22
LaCo	30%	94.5	122.09	22	42.26	59.43	35.7	28.41	62.89	24.32	39.29
SliceGPT	29.10%	10.91	145.24	18.8	47.56	58.64	34.18	25.34	59.58	23.15	38.18
ASVD	30%	1877.63	3340.65	14.4	27.78	50.59	26.37	21.84	51.58	20.88	30.49
Taco-SVD	30%	35.38	88.96	19.4	42.72	61.17	38.43	27.73	63.98	23.18	39.52
LaCo	36%	138.82	164.02	19	38.34	58.96	33.71	27.13	60.55	23.55	37.32
SliceGPT	33.20%	12.8	176.54	17.8	44.23	57.61	32.28	23.55	58.59	22.68	36.68
ASVD	35%	2599.79	6529.72	13.6	26.81	50.83	25.94	23.12	53.59	19.33	30.46
Taco-SVD	35.00%	68.43	125.79	18.8	40.25	60.35	36.77	27.18	61.11	22.63	38.16
LaCo	39%	386.55	289.98	18.4	33.96	56.99	31.34	26.88	58.6	23.45	35.66
SliceGPT	41.40%	19.1	257.66	15.8	35.94	53.43	29.62	20.82	55.98	22.01	33.37
ASVD	40%	NaN	NaN	13.4	25.76	51.3	26.1	21.67	54.19	20.64	30.44
Taco-SVD	40.10%	80.42	247.55	18	36.83	59.59	33.31	26.62	59.63	21.88	36.55

Table 7: Zero-shot performance of LLaMA2-7B compressed by Taco-SVD and training-free baselines under 20% to 40% compression. Bold values indicate the best performance.

Calibration Dataset	WikiText-2	PTB	Openb.	ARC_e	WinoG.	HellaS.	ARC_c	PIQA	MathQA	Average
WikiText-2	37.86	63.97	21.6	59.85	70.48	44.21	37.12	68.66	27.94	47.12
C4	40.54	71.42	24	57.91	67.72	42.11	36.69	67.25	27.5	46.17

Table 8: Zero-shot performance of LLaMA3.1-8B-Instruct compressed by Taco-SVD under 20% compression using 512 samples from WikiText-2 and C4 as calibration datasets.

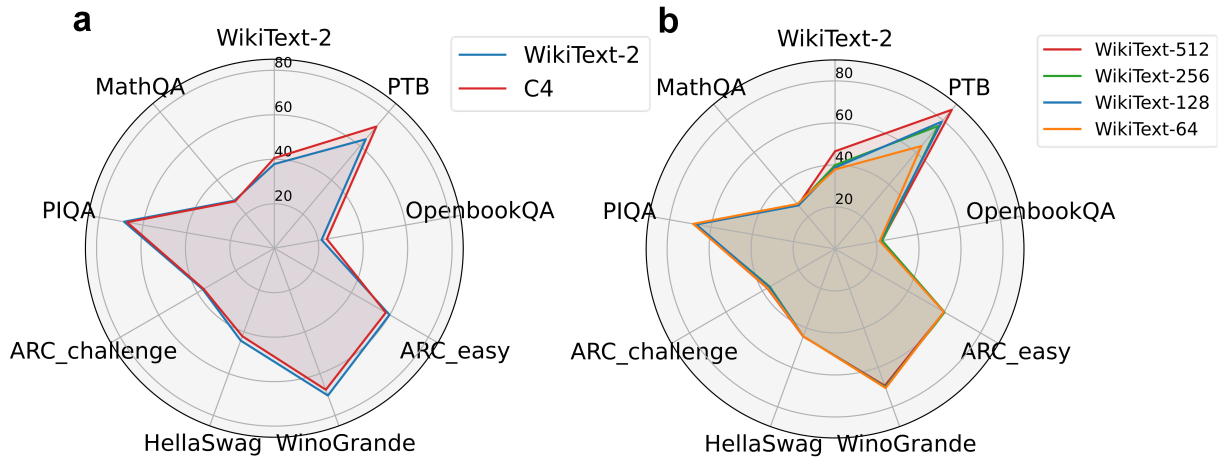


Figure 6: Performance of Taco-SVD on LLaMA3.1-8B-Instruct under 20% compression using (a) different calibration datasets (WikiText-2, C4) and (b) varying amounts of calibration data from WikiText-2. Taco-SVD demonstrates limited sensitivity to calibration data changes, with final task performance varying within 4%.

Calibration Dataset	WikiText-2	PTB	Openb.	ARC_e	WinoG.	HellaS.	ARC_c	PIQA	MathQA	Average
WikiText-2-64	46.5	86.51	22.6	59.97	69.3	44.36	37.29	68.5	27.37	47.06
WikiText-2-128	39.91	76.41	22.8	60.23	69.93	44.24	35.92	67.9	27.5	46.93
WikiText-2-256	38.73	79.13	21.8	59.89	70.24	44.23	36.26	67.19	27.07	46.67
WikiText-2-512	37.86	63.97	21.6	59.85	70.48	44.21	37.12	68.66	27.94	47.12

Table 9: Zero-shot performance of LLaMA3.1-8B-Instruct compressed by Taco-SVD under 20% compression with varying calibration data sizes (64, 128, 256, 512) from WikiText-2.