

Algebraic Control: Complete Stable Inversion with Necessary and Sufficient Conditions

Burak Kürkçü, *Member, IEEE*, Masayoshi Tomizuka, *Life Fellow, IEEE*

Abstract—Recent advances in learning-based control have increased interest in stable inversion to meet growing performance demands. Here, we establish necessary and sufficient conditions for stable inversion, addressing challenges in non-minimum phase, non-square, and singular systems. An \mathcal{H}_∞ -based algebraic approximation is introduced for near-perfect tracking without preview. Additionally, we propose a novel robust control strategy combining the nominal model with dual feedforward control to form a feedback structure. Numerical comparison demonstrates the approach's effectiveness.

Index Terms—Stable inversion, non-minimum phase systems, robustness, algebraic control, multivariable systems

I. INTRODUCTION

Recent advancements in autonomous systems and robotics have increased interest in stable inversion to meet performance demands. Learning-based control methods have further broadened research into inversion [1], emphasizing the need to re-examine the conditions for stable inversion.

The study of stable inversion began with Brockett's introduction of *functional reproducibility* in 1965 [2]. Silverman extended these concepts to multivariable systems in 1969 [3], followed by geometric formulations introduced by Basile and Marro [4] and applications in reduced-order control by Moylan [5]. The stable inversion in discrete-time systems was first addressed by Tomizuka [6], while Hunt explored non-causal inversion techniques [7].

Recent advancements include stable inversion for SISO affine systems [8], square systems in continuous time [9] and discrete time [10], and approximate inversion [11]. Additionally, strong inversion for handling initial states in multivariable systems [12] and geometric methods for convolution-based inversion [13] have further expanded the field.

As the field evolves, the need for system classification and corresponding solutions becomes evident. The primary objective of inversion-based approaches is to determine a bounded input that accurately reproduces the desired or given output. However, this goal poses challenges, particularly with non-minimum phase systems, which complicate the establishment of stable inputs under causality without infinite pre-actuation [7]. Furthermore, stable inversion can impact tracking performance and stability in the presence of uncertainties [14]. Merging learning-based control with stable inversion partially addresses these issues [8], [15].

Burak Kürkçü is with the Department of Electrical and Computer Engineering, Santa Clara University, Santa Clara, CA 95053, USA (e-mail: bkurkc@scu.edu)

Masayoshi Tomizuka is with the Department of Mechanical Engineering, University of California, Berkeley, CA 94720, USA (e-mail: tomizuka@berkeley.edu).

Despite the theoretical challenges, the practical side is equally important. Stable inversion methods have been applied across various domains, including iterative learning control [16], trajectory tracking for autonomous systems [17], and optimal channel equalization [18].

In this paper, we extend the concept of *Zero Phase Error Tracking (ZPET)* [6] to continuous-time systems. In this setting, we may apply ZPET for compensating the phase shifts introduced by unstable zeros, but ZPET compensation alone does not make sense due to the high-pass nature of these zeros. However, if the overall compensator is designed to suppress these high-pass effects, ZPET remains effective at low frequencies, enabling near-perfect tracking of low-frequency sinusoidal references. The main contributions are:

- 1) We revisit the stable inversion problem using a similar algebraic setting of Model Matching [19], yet specifying output structures leading to necessary and sufficient conditions, even for non-minimum phase, non-square, and singular systems.
- 2) We propose an algebraic approximation that repurposes certain functions in \mathcal{H}_∞ theory to achieve near-perfect tracking when perfect tracking conditions are not met, eliminating the need for preview or pre-actuation.
- 3) Our approach guarantees robustness without learning mechanisms. When limitations or uncertainties make the output set only partially reachable, we prove that the tracking error converges to an inevitable yet a bounded residual.

Our goal is to develop a unified, *causal* framework for stable inversion in non-minimum phase, multivariable, and uncertain systems, addressing the inherent challenges.

We organize this paper as follow: Section II provides the preliminaries. Section III presents the main results. Section IV illustrates numerical examples. Section V concludes the paper.

II. PRELIMINARIES

A. Algebraic Preliminaries

Let \mathbb{R} be a *field* of real numbers. Consider the set of all polynomials in s with coefficients in \mathbb{R} . This set forms a commutative ring over \mathbb{R} and is denoted by $\mathbb{R}[s]$. If this ring, say \mathcal{R} , has an identity element and no zero divisors, then \mathcal{R} is an *integral domain*. Note that $\mathbb{R}[s]$ is also a Euclidean Domain. Moreover, the set of all such rational functions in s over \mathbb{R} forms a *field*, denoted by $\mathbb{R}(s)$ [20], and $\mathbb{R}[s] \subset \mathbb{R}(s)$ holds. The sets of $n_y \times n_u$ matrices with elements in \mathbb{R} , $\mathbb{R}[s]$, and $\mathbb{R}(s)$ are denoted by $\mathbb{R}^{n_y \times n_u}$, $\mathbb{R}[s]^{n_y \times n_u}$, and $\mathbb{R}(s)^{n_y \times n_u}$ respectively. Any $n_y \times n_u$ matrix, say $P(s) \in \mathbb{R}[s]^{n_y \times n_u}$, over \mathcal{R} can be factorized (see [21, Theorem 2.1]) as

$$\dot{P}(s) = U_R(s)S_m(s)V_R(s)$$

$$= [U_{R1} \ U_{R2}] \begin{bmatrix} \Lambda(s) & \mathbf{0}_{r \times (n_u - r)} \\ \mathbf{0}_{(n_y - r) \times r} & \mathbf{0}_{(n_y - r) \times (n_u - r)} \end{bmatrix} \begin{bmatrix} V_{R1} \\ V_{R2} \end{bmatrix} \quad (1)$$

where $U_R(s) \in \mathbb{R}[s]^{n_y \times n_y}$ and $V_R(s) \in \mathbb{R}[s]^{n_u \times n_u}$ are \mathcal{R} -Unimodular matrices, $\Lambda(s) = \text{diag}[d_1(s) \ \dots \ d_r(s)]$ with unique *monic* $d_i(s) \in \mathcal{R}$ such that d_i divides d_{i+1} . The matrix $S_m(s) \in \mathbb{R}[s]^{n_y \times n_u}$ is called as *Smith Normal* form of \dot{P} .

Let V be a vector space over the field $\mathbb{R}(s)$ with dimension k , consisting of n -tuples such that a basis of vector polynomials can always be found for V [page 22, [22]]. A *minimal* basis of V is defined as a $k \times n$ polynomial matrix P_m [20]. *Adapted Forney's Theorem* [20, Section 3(4.)] states that if $y = xP_m$ is a polynomial n -tuple, then x must be a polynomial k -tuple.

For the *rank* notation, akin to [23], consider P belongs to $\mathbb{R}(s)^{n_y \times n_u}$. Then, the rank of P is defined as the maximum size of any linearly independent subset of its columns in the *field* $\mathbb{R}(s)$, denoted by $\text{rank}_{\mathbb{R}(s)}(P)$, where $\text{rank}_{\mathbb{R}(s)}(P) \neq \text{rank}_{\mathbb{R}}(P)$.

Suppose $\text{rank}_{\mathbb{R}(s)}(P) = r$, where $1 \leq r \leq \min(n_u, n_y)$. Define $J = \{j_1, \dots, j_r\} \subseteq \{1, \dots, n\}$ as an ordered indexed set corresponding to $P(s)$'s linearly independent columns. We then define the matrix L as

$$L = [p_{j_1} \ \dots \ p_{j_r}] \in \mathbb{R}(s)^{n_y \times r} \quad (2)$$

where p_{j_k} denotes the j_k -th column of P . By construction, L has full column rank r , forming a basis for the column space of P while preserving its span with a minimal set of linearly independent columns. The image of P over $\mathbb{R}(s)$ is then:

$$\text{Im}_{\mathbb{R}(s)}(P) = \left\{ \sum_{i=1}^r c_i p_i : c_i \in \mathbb{R}(s), p_i \in L \right\} \subseteq \mathbb{R}(s)^{n_y}. \quad (3)$$

Some further notations throughout the paper are: $\|(\cdot)(t)\|_\infty \triangleq \text{ess sup}_t |(\cdot)(t)|$, any complex number can be expressed as $\Re(\cdot) \pm j\Im(\cdot) \in \mathbb{C}$, σ represents singular values. Time domain square-integrable functions are denoted by $\mathcal{L}_2(-\infty, \infty)$. Its causal subset is given by $\mathcal{L}_2[0, \infty)$. For the frequency domain, including at ∞ , $\mathcal{L}_2(j\mathbb{R})$ represents square-integrable functions on $j\mathbb{R}$, and $\mathcal{L}_\infty(j\mathbb{R})$ denotes bounded functions on $\Re(s) = 0$. All these functions in Lebesgue spaces may be either matrix-valued or scalar. Then, \mathcal{RH}_∞ denotes the set of real rational $\mathcal{L}_\infty(j\mathbb{R})$ functions analytic in $\Re(s) > 0$, $(\cdot)^\dagger$ represents pseudo-inverse yielding unit matrix under multiplication, $(\cdot)^*$ denotes complex conjugates transpose, and $\langle \cdot, \cdot \rangle$ denotes the inner product. Now, among various definitions for multivariable zeros of a Transfer Function Matrix (TFM), $P(s)$, we adopt the definition given in [24, chapter 4.5.3] as

$$Z_P \triangleq \{z \in \mathbb{C} : P(z)u_z = 0y_z\} \quad (4)$$

$$Z_R \triangleq \{z \in Z_P : \Re(z) > 0\} \subseteq Z_P \quad (5)$$

where Z_R defines the RHP zeros making the system non-minimum phase, u_z, y_z (can be obtained via singular value decomposition (SVD) of $P(z) = U\Sigma V^*$) are normalized input and output zero directions respectively.

B. Problem Statement

Consider the general representation of a MIMO linear time-invariant (LTI) system, $\Xi : \mathbb{U} \times \mathbb{X} \rightarrow \mathbb{Y}$, as

$$\Xi(u, x_0) : \begin{cases} \dot{x}(t) &= Ax(t) + Bu(t) \\ y(t) &= Cx(t), \ x_0 \triangleq x(0) \neq 0 \end{cases} \quad (6)$$

where $A \in \mathbb{R}^{n \times n}$, $B \in \mathbb{R}^{n \times n_u}$, $C \in \mathbb{R}^{n_y \times n}$, $x, x_0 \in \mathbb{X} \subseteq \mathbb{R}^n$, $x(t) \in \mathcal{L}_2[0, \infty)$, $y \in \mathbb{Y} \subseteq \mathbb{R}^{n_y}$, $y(t) \in \mathcal{L}_2[0, \infty)$, $u \in \mathbb{U} \subseteq \mathbb{R}^{n_u}$, and $u(t) \in \mathcal{L}_2[0, \infty)$. Moreover, the TFM representation of $\Xi(u, 0) \triangleq C(sI - A)^{-1}B = P(s)$ and since all real rational strictly proper transfer matrices with no poles on the imaginary axis form $\mathcal{RL}_2(j\mathbb{R}) \subset \mathcal{L}_2(j\mathbb{R})$ [25, page 48], $P(s)$ belongs to $\mathcal{L}_2(j\mathbb{R}) \cap \mathbb{R}(s)^{n_y \times n_u}$. The system, Ξ , is; P1) a *non-minimum phase* s.t. $Z_R \neq \emptyset$, P2) either $n_y = n_u$ (square) or $n_y \neq n_u$ (nonsquare), and casual ($t > 0$).

Assumption 1. The system given in (6) is minimal.

Problem 1. Under Assumption 1, let Ξ denotes the forward system given in (6), and let $y_1(t)$ be an observed output trajectory of Ξ . We define the *right inverse* $\Xi_i^\Gamma : \mathbb{Y} \times \mathbb{X} \rightarrow \mathbb{U}$, which, given $y_1(t)$ and a prescribed inverse system's initial states, $\bar{x}_0 \in \mathbb{X}$, produces the control input

$$u_{inv}(t) = \Xi_i^\Gamma(y_1(t), \bar{x}_0), \quad \|u_{inv}(t)\|_\infty < \infty \quad (7)$$

Let x_0 be the initial states of the forward system. The error is then defined by

$$e(t) \triangleq y_1(t) - \Xi(u_{inv}(t), x_0) \quad (8)$$

The inverse, Ξ_i^Γ , is classified based on $e(t)$ as follows:

- Stable exact inverse: if $e(t) = 0$ for all $t > 0$.
- Stable approximate inverse: if $\|e(t)\|_\infty < \infty$.

For approximate inversion, among all possible approximations, our goal is to find Ξ_i^Γ that minimizes $e(t)$ and satisfies

$$\|e(t)\| \leq \alpha \|e(0)\| e^{-\beta t} + \varphi, \quad \forall t > 0, \quad (9)$$

for some $\alpha, \beta > 0$, and $\varphi \geq 0$.

Remark 1. The terminology in Problem 1, adopted from [26], allows $y_1(t)$ to represent desired trajectories, as in [10]. Assumption 1 and $\|e(t)\|_\infty < \infty$ ensure Lyapunov stability for the error dynamics in (8). While our objective of minimizing $e(t)$ is in line with [11], we further introduce a residual term φ in (9) capturing the inevitable error due to system limitations.

Remark 2. As is typical in *exact* stable inversion, we initially assume that (A, B, C) in (6) and the initial states x_0 and \bar{x}_0 are known. In Section III-D, this assumption is relaxed to accommodate model uncertainty, and in Sections III-C-III-D, the requirement on x_0 and \bar{x}_0 is fully removed, thus allowing unknown initial states but resulting in only an approximate solution. For further details on initial states, see [12].

To solve Problem 1.a algebraically, define $y_{ic}(t) \triangleq \Xi(0, x_0)$, $y \triangleq y_1 - y_{ic}$, $u_{inv}^{(0)}(t) \triangleq \Xi_i^\Gamma(0, \bar{x}_0)$, and $u(t) \triangleq \Xi_i^\Gamma(y(t), 0)$ to represent the trajectories and control inputs for known or zero initial states. Then, Remark 2 let us re-define (7) as $u_{inv}(t) \triangleq \Xi_i^\Gamma(y_1(t), \bar{x}_0) - u_{inv}^{(0)}(t)$. Applying the Laplace transform (see Paley–Wiener Th. [27, p. 104] for existence) yields

$$\mathcal{L}\{y_1(t) - y_{ic}(t)\} = C(sI - A)^{-1}BU(s) = Y(s) \quad (10)$$

$$\Rightarrow P(s)U(s) = Y(s) \quad \text{s.t.} \quad (11)$$

$$\begin{bmatrix} P_{11}(s) & \cdots & P_{1n_u}(s) \\ \vdots & \ddots & \vdots \\ P_{n_y1}(s) & \cdots & P_{n_y n_u}(s) \end{bmatrix} \begin{bmatrix} U_1(s) \\ \vdots \\ U_{n_u}(s) \end{bmatrix} = \begin{bmatrix} Y_1(s) \\ \vdots \\ Y_{n_y}(s) \end{bmatrix}. \quad (12)$$

From this point on, similar to the [19, Theorem 8.5.2], Problem 1.a reduces to algebraically solving the rational matrix equation where $\|u(t)\|_\infty < \infty \iff \|u_{inv}(t)\|_\infty < \infty$.

III. MAIN RESULTS

A. Right Inverse

Assumption 1 and derivation of (10) show that all rational function entries of $P(s)$ and $Y(s)$ in (11) shares the same greatest common denominator, $\Delta = \det(sI - A) \in \mathbb{R}[s]$. To cancel out $1/\Delta$, we multiply (11) by Δ , yielding

$$\dot{P}(s)U(s) = \dot{Y}(s) \quad (13)$$

where $\dot{P}(s) \triangleq U_R(s)S_m(s)V_R(s)U(s) \in \mathbb{R}[s]^{n_y \times n_u}$, $U(s) \in \mathbb{R}(s)^{n_u}$, and $\dot{Y}(s) \in \mathbb{R}[s]^{n_y}$. Then, using the invariant factor theorem given by (1) on $\dot{P}(s)$ in (13), we have

$$\begin{aligned} U(s) &= [\hat{V}_{R1} \ \hat{V}_{R2}] \begin{bmatrix} \Lambda^{-1}(s) & \mathbf{0}_{(n_u-r) \times r} \\ \mathbf{0}_{(n_u-r) \times r} & \mathbf{0}_{(n_u-r) \times (n_y-r)} \end{bmatrix} \begin{bmatrix} \hat{U}_{R1} \\ \hat{U}_{R2} \end{bmatrix} \dot{Y}(s) \\ &\quad + (I_{n_u} - \hat{V}_{R1}V_{R1})\kappa \\ &= \left([\hat{V}_{R1} \ \hat{V}_{R2}] \begin{bmatrix} \Lambda^{-1}(s) & \mathbf{0}_{(n_u-r) \times r} \\ \mathbf{0}_{(n_u-r) \times r} & \mathbf{0}_{(n_u-r) \times (n_y-r)} \end{bmatrix} \begin{bmatrix} \hat{U}_{R1} \\ \hat{U}_{R2} \end{bmatrix} \right. \\ &\quad \left. + (I_{n_u} - \hat{V}_{R1}V_{R1})\bar{\kappa} \right) \dot{Y}(s) = \Xi_i^\Gamma(s) \dot{Y}(s) \end{aligned} \quad (14)$$

where $\Lambda^{-1}(s) = \text{diag}[1/d_1(s) \ \dots \ 1/d_r(s)] \in \mathbb{R}(s)^{r \times r}$, $\hat{U}_R(s) \in \mathbb{R}[s]^{n_y \times n_y}$ and $\hat{V}_R(s) \in \mathbb{R}[s]^{n_u \times n_u}$ are \mathcal{R} -Unimodular matrices such that $U_R(s)\hat{U}_R(s) = I_{n_y}$ and $V_R(s)\hat{V}_R(s) = I_{n_u}$ respectively, and $\kappa, \bar{\kappa} \in \mathcal{RH}_\infty$ ($\bar{\kappa} \triangleq \kappa(\dot{Y}^T(s)\dot{Y}(s))^{-1}\dot{Y}^T(s)$) are any arbitrary vectors.

Remark 3. From an algebraic standpoint, although obtaining $U(s)$ involves multiplying $\dot{P}(s)$ by its left inverse, following [5], [26], we denote Ξ_i^Γ as a “right inverse”.

B. Algebraic Necessary and Sufficient Conditions

In this subsection, to find the solution(s) for Problem 1.a, we will show the solvability of (11) algebraically and therefore the existence and boundedness conditions of (14).

Theorem 1. Consider Ξ in (6) with P1-P2 and Ξ_i^Γ in (14). Then sufficient and necessary condition for Problem 1.a is

$$\begin{aligned} (e(t) = 0, \|u(t)\|_\infty < \infty) &\iff (Y(s) \in \text{Im}_{\mathbb{R}(s)}(P)) \text{ and} \\ &\quad (Y(z) = 0, \forall z \in Z_R). \end{aligned}$$

Proof. Note that $e(t) = 0$ implies (11) and (13) hold and vice-versa. We can now proceed to the proof for both directions.

\implies Suppose there exists $U(s) \in \mathcal{RH}_\infty$ satisfying $e(t) = 0$.

(1:) $e(t) = 0$ means (14) holds. Then, pre-multiplying (14) by $\dot{P}(s) = U_R(s)S_m(s)V_R(s)$ and simplifying yields

$$U_{R1}\hat{U}_{R1}\dot{Y}(s) = \dot{Y}(s) \quad (15)$$

which means $\dot{Y}(s)$ is invariant under the orthogonal projection onto $\text{Im}_{\mathbb{R}(s)}(P)$. Thus, we get $Y(s) \in \text{Im}_{\mathbb{R}(s)}(P)$.

(2:) Note that $(I_{n_u} - \hat{V}_{R1}V_{R1})$ in (14) is pure polynomial and $\kappa \in \mathcal{RH}_\infty$. Therefore, $(I_{n_u} - \hat{V}_{R1}V_{R1})\kappa$ does not contribute any unstable solution(s) to $U(s)$. So, considering only the $\hat{V}_{R1}(s)\Lambda^{-1}(s)\hat{U}_{R1}(s)\dot{Y}(s)$ is enough for stability. Lets consider two cases on $\dot{P}(s)$; C1: $\text{rank}_{\mathbb{R}(s)}(\dot{P}) = \min(n_u, n_y)$,

C2: $\text{rank}_{\mathbb{R}(s)}(\dot{P}) < \min(n_u, n_y)$. For C2, re-writing (14) and ignoring $(I_{n_u} - \hat{V}_{R1}V_{R1})\kappa$, we get

$$\begin{aligned} U(s) &= \hat{V}_{R1}\Lambda^{-1}\hat{U}_{R1}\dot{Y}(s) \implies \Lambda\hat{V}_{R1}^\ell U(s) = \hat{U}_{R1}\dot{Y}(s) \\ &\implies U_{R1}\Lambda\hat{V}_{R1}^\ell U(s) = U_{R1}\hat{U}_{R1}\dot{Y}(s) = \dot{Y}(s) \end{aligned} \quad (16)$$

where there always exist \hat{V}_{R1}^ℓ satisfying $\hat{V}_{R1}^\ell \hat{V}_{R1} = I_r$. Now assume that either $\dot{P}(s)$ or $U_{R1}\Lambda\hat{V}_{R1}^\ell$ is not a minimal basis. The minimal basis $\dot{P}_m(s)$ of an n_y -dimensional vector space of n_u -tuples over $\mathbb{R}[s]$ for (13) is given by $\dot{P}_m(s) = L_T(s)\dot{P}(s)$ for condition C1, and $\dot{P}_m(s) = L_T(s)U_{R1}\Lambda\hat{V}_{R1}^\ell$ for condition C2. Here, the transformation $L_T(s) \in \mathbb{R}(s)^{n_y \times n_y}$, which yields the minimal basis, exists with $\det(L_T) \neq 0$ (see [20, Section 2]). Then, left multiplying $L_T(s)$ to (13) or (16) results in

$$\dot{P}_m(s)U(s) = L_T(s)\dot{Y}(s) \quad (17)$$

where the equality and solution are preserved. Now we can re-write $L_T(s)$ as $L_T(s) = \frac{1}{\Delta_L}L'_T$ s.t. $L'_T \in \mathbb{R}[s]^{n_y \times n_y}$, and the scalar $\Delta_L \in \mathbb{R}[s]$. So, multiplying (17) by Δ_L to yields

$$\dot{P}_m(s)\Delta_L U(s) = L'_T(s)\dot{Y}(s) \quad (18)$$

Note that $\dot{P}_m(s)$ is a minimal polynomial basis and the right-hand side of (18) is pure polynomial, so based on *Adapted Forney's Theorem*, $\Delta_L U(s)$ must be polynomial. It means that Δ_L captures all poles of $U(s)$. Moreover, non-singular input transformations of $\dot{P}(s)$ preserves the invariant zeros [28] so that $y_z^* \dot{P}_m(z) = 0u_z^* = 0$. Left multiplying y_z^* to (18) yields

$$\underbrace{y_z^* \dot{P}_m(z)}_{=0} \Delta_L(z)U(z) = \underbrace{y_z^* L'_T(z)}_{\neq 0} \dot{Y}(z) \quad (19)$$

Since the left-hand side of (19) becomes zero and since $\det(L_T) \neq 0$ and $1/\Delta_L(s)$ is stable, the only way to satisfy the equality is $\dot{Y}(z) = 0$.

\Leftarrow Suppose that we have $Y(s) \in \text{Im}_{\mathbb{R}(s)}(P)$ and $Y(z) = 0, \forall z \in Z_R$. For C1 & C2, since $Y(s) \in \text{Im}_{\mathbb{R}(s)}(P)$, we have $\text{rank}_{\mathbb{R}(s)}(P) = \text{rank}_{\mathbb{R}(s)}([P \ : \ Y])$, which shows that we always have solution(s) for $U(s)$ in (13) yielding $e(t) = 0$ in (8), whether $U(s)$ is stable or not.

For boundedness, consider (5) and rewrite (13) as

$$\dot{P}(s)U(s) = \dot{P}(s) \frac{U_N(s)}{U_D(s)} = \dot{Y}(s) \quad (20)$$

$$\dot{P}(s)U_N(s) = U_D(s)\dot{Y}(s) \quad (21)$$

where $U_N(s) \in \mathbb{R}[s]^{n_u}$ and scalar $U_D(s) \in \mathbb{R}[s]$. Now define a new scalar $z^+(s)$ which contains all RHP zeros of $\dot{P}(s)$ as

$$z^+(s) = \prod_{z \in Z_R \cap \mathbb{R}} (s - z)^{m_z} \prod_{z \in Z_R \cap \mathbb{C} \setminus \mathbb{R}} (s - z)^{m_z} (s - z^*)^{m_{z^*}}$$

where $z^+(s) \in \mathbb{R}[s]$, m_z and m_{z^*} denote the multiplicities of z and z^* respectively. Thus, there exist non-zero vector y_z^* (or u_z) s.t. $y_z^* \dot{P}(z) = 0$ (or $\dot{P}(z)u_z = 0, y_z$) $\forall z \in Z_R$.

Now suppose $\det(U_D(\bar{z})) = 0$ for some \bar{z} where $\Re(\bar{z}) > 0$ which means $U(s)$ is unstable. Either, suppose $(s - \bar{z}) \in z^+(s)$, then left multiplying y_z^* to (13) and evaluating at $s = \bar{z}$ yield

$$\underbrace{\left((s - \bar{z}) \begin{bmatrix} *(s)_1 \\ \vdots \\ *(s)_{n_y} \end{bmatrix} \right)}_{=y_z^* \dot{P}(s)} \underbrace{\left(\frac{U_N(s)}{(s - \bar{z})U'_D(s)} \right)}_{=U_D(s)} (\bar{z}) \neq 0 = \underbrace{y_z^* \dot{Y}(\bar{z})}_{=0} \quad (22)$$

or suppose $(s - \bar{z}) \notin z^+(s)$ then left multiplying $y_{\bar{z}}^*$ to (21) and evaluating at $s = \bar{z}$ yield

$$\underbrace{y_{\bar{z}}^* \dot{P}(\bar{z}) U_N(\bar{z})}_{\neq 0} \neq 0 = \underbrace{y_{\bar{z}}^* \dot{Y}(\bar{z}) U_D(\bar{z})}_{=0} \quad (23)$$

(22) and (23) are leading to a contradiction. Thus $U(s)$ includes only LHP poles. The proof is now complete. ■

Remark 4. While the algebraic equation is inspired by Exact Model Matching, we explicitly define necessary and sufficient conditions on the system's output, applicable even to non-minimum phase and singular systems. Specifically, the condition $Y(s) \in \text{Im}_{\mathbb{R}(s)}(P)$ defines the set of reachable outputs, while $Y(z) = 0$ for all $z \in Z_R$ defines the set of outputs for which a corresponding stable input exists. Relaxing either condition results in losing the property “= 0” over the $e(t)$.

Remark 5. For the counterpart involving left inverses in contexts such as fault detection, see [12], [26], which provide necessary and sufficient conditions for invertibility under the assumptions of full-rank $P(s)$, D and with $Z_R = \emptyset$.

Assuming $Z_R = \emptyset$ yields the following corollaries:

Corollary 1. Assume $P(s)$ is square and full rank so that $U_R = U_{R1}, V_R = V_{R1}, (I_{n_u} - \hat{V}_{R1} V_{R1}) = 0$, and $Z_R = \emptyset$, then (14) becomes $U(s) = \hat{V}_{R1} \Lambda^{-1}(s) \hat{U}_{R1} Y(s)$.

Corollary 2. Assume $P(s)$ is non-square and full rank, so that $V_R = V_{R1}, (I_{n_u} - \hat{V}_{R1} V_{R1}) = 0$, and $Z_R = \emptyset$, then (14) becomes $U(s) = \begin{bmatrix} \hat{V}_{R1} \Lambda^{-1}(s) & \mathbf{0}_{n_u \times (n_y - n_u)} \end{bmatrix} \begin{bmatrix} \hat{U}_{R1} \\ \hat{U}_{R2} \end{bmatrix} Y(s) = (P^*(s)P(s))^{-1} P^*(s) Y(s) = P^\dagger(s) Y(s)$.

C. Almost Necessary and Sufficient Conditions

In this section, we propose approximate remedies for non-minimum phase systems. Specifically, by using \mathcal{H}_∞ -theory, we relax the condition ($Y(z) = 0, \forall z \in Z_R$) yielding

$$(e(t) \rightarrow 0, \|u(t)\|_\infty < \infty) \iff (Y(s) \in \text{Im}_{\mathbb{R}(s)}(P))$$

for any unknown initial state, \bar{x}_0 , of the inverse system.

Assumption 1 ensures that we can assume $P(s)$ is stable, either inherently or via stabilization, thus avoiding RHP pole/zero cancellations between the physical components on the feedforward path [24, Section 4.7.1], as is typical in stable right inversion [11], [14]. Note also that a stable (or stabilized) forward system Ξ , thus $P(s)$, in (6) produces an unbounded $y(t)$ if and only if $u(t)$ is unbounded. Therefore, we assume $Y(s) \in \mathcal{RH}_\infty$ to ensure well-behaved operation.

Now, we define a virtual loop in the sense of classical feedback structure shown by Fig.1(a). Given the system $P(s)$ as in (11), suppose we have a virtual controller, say $K(s) \in \mathbb{R}(s)^{n_u \times n_y}$. The key transfer functions within the virtual feedback loop are defined as follows: $T_i(s) \triangleq (I_{n_u} + K(s)P(s))^{-1} K(s)P(s)$; $S_i(s) \triangleq (I_{n_u} + K(s)P(s))^{-1}$; and $L_i(s) \triangleq K(s)P(s)$. By breaking the loop at the output, we have T_o, S_o, L_o .

Theorem 2 (Internal Stability, [25]). *Under Assumption 1, the closed-loop virtual system is internally stable iff*

$$\begin{bmatrix} I & K \\ -P & I \end{bmatrix}^{-1} \in \mathcal{RH}_\infty \quad (24)$$

Now consider augmenting the performance weight W_P , $W_P \triangleq \text{diag}[W_{P1}(s) W_{P2}(s) \dots W_{Pn_y}(s)]$ to form the linear fractional transformation (LFT) as

$$\begin{bmatrix} z(t) \\ e_v(t) \end{bmatrix} = \begin{bmatrix} W_P & W_P P \\ -I & -P \end{bmatrix} \begin{bmatrix} w(t) \\ u_v(t) \end{bmatrix} = G \begin{bmatrix} w(t) \\ u_v(t) \end{bmatrix} \quad (25)$$

where each scalar in W_P is as defined in [29, Equation 22], $e_v(t) \triangleq r_v(t) - y_v(t)$, and $z(t) \triangleq W_P e(t)$. The LFT is then given by $\mathcal{F}_l(G, K) \triangleq G_{11} + G_{12}K(I - G_{22}K)^{-1}G_{21}$ where the \mathcal{H}_∞ control problem involves finding K such that

$$\begin{aligned} & \underset{K}{\text{minimize}} \quad \max_{\omega} \bar{\sigma} \left(G_{11} + G_{12}K(I - G_{22}K)^{-1}G_{21} \right) (j\omega) \\ & \text{subject to} \quad \begin{bmatrix} I & K \\ -P & I \end{bmatrix}^{-1} \in \mathcal{RH}_\infty. \end{aligned} \quad (26)$$

By adhering to analytical constraints (e.g., the waterbed effect, logarithmic integrals, and interpolation bounds) defined in [30] and following the procedure in [31], we ensure $\|\mathcal{F}_l(G, K)\|_\infty = \gamma < \infty$.

By letting $\epsilon_i \rightarrow 0$, we replace all approximate integrators in K with pure integrators. Moreover If $\bar{\sigma}(S_i(j(0, \bar{\omega}))) < \mathbb{E}[N^2]$, then $\bar{\sigma}(S_i(j(0, \bar{\omega}))) = 0$ where $\mathbb{E}[N^2]$ denotes the expected value mean square of random noise in dB.

Remark 6. The approximate inverse described by the following theorems can be constructed with no knowledge of \bar{x}_0 .

Theorem 3. Consider $P(s)$ as defined in (11)-(12) with $\text{rank}_{\mathbb{R}(s)}(P) = r = n_y \leq n_u$, and $Z_R \neq \emptyset$. Define the approximate inverse $\Xi_a^\Gamma : \mathbb{Y} \times \mathbb{X} \rightarrow \mathbb{U}$ with unknown \bar{x}_0 as

$$\Xi_a^\Gamma(s) \triangleq S_i(s)K(s) = \left(\frac{A_i^a}{C_i^a} \middle| \frac{B_i^a}{D_i^a} \right), \quad (27)$$

then, by noting (10) and rewriting (7), the control input is

$$u_{inv}(t) = \mathcal{L}^{-1}\{S_i(s)K(s)Y(s)\} + \Xi_a^\Gamma(0, \bar{x}_0) \quad (28)$$

which satisfies $\|u_{inv}(t)\|_\infty < \infty$ and

$$\|e(t)\| \leq \alpha \|e(0)\| e^{-\beta t}, \quad \forall t > 0, \text{ for some } \alpha, \beta > 0.$$

Proof. We decompose the control input as

$$\begin{aligned} u_{inv}(t) &= u_{inv}^{(f)}(t) + u_{inv}^{(0)}(t) = \Xi_a^\Gamma(y(t), 0) + \Xi_a^\Gamma(0, \bar{x}_0) \\ &= \mathcal{L}^{-1}\{S_i(s)K(s)Y(s)\} + \Xi_a^\Gamma(0, \bar{x}_0), \end{aligned} \quad (29)$$

From (10), taking the Laplace transform of $e(t)$ yields

$$E(s) = Y(s) - P(s)U_{inv}(s). \quad (30)$$

Substituting $U_{inv}(s) = S_i(s)K(s)Y(s) + U_{inv}^{(0)}(s)$ and noting $S_i(s) = (I + K(s)P(s))^{-1}$, we obtain

$$\begin{aligned} E(s) &= Y(s) - P(s)(I + K(s)P(s))^{-1}K(s)Y(s) \\ &\quad - P(s)U_{inv}^{(0)}(s). \end{aligned}$$

Define $T_o(s) \triangleq (I + PK)^{-1}PK$ and $S_o(s) \triangleq I - T_o(s)$, so

$$E(s) = Y(s)S_o(s) - P(s)U_{inv}^{(0)}(s).$$

By Theorem 2, we have $S_i(s)K(s) \in \mathcal{RH}_\infty$ and $S_o(s) \in \mathcal{RH}_\infty$, implying the realization of Ξ_a^Γ is stable. Hence

$$\lim_{t \rightarrow \infty} C_i^a e^{A_i^a t} \bar{x}_0 = 0 \implies \lim_{s \rightarrow 0} sP(s)U_{inv}^{(0)}(s) = 0. \quad (31)$$

Consequently, since $Y(s) \in \mathcal{RH}_\infty$, $\mathcal{L}^{-1}\{Y(s)S_o(s)\}$ decays exponentially, and (31), we have

$$\|e(t)\| \leq \alpha \|e(0)\| e^{-\beta t}, \quad \forall t > 0,$$

for $\alpha, \beta > 0$. Finally, $\mathcal{L}^{-1}\{S_i(s)K(s)Y(s)\}$ is bounded (since $S_i(s)K(s), Y(s) \in \mathcal{RH}_\infty$), and since $\Xi_a^\Gamma(0, \bar{x}_0)$ is finite, so $\|u_{inv}(t)\|_\infty < \infty$. This completes the proof. ■

Now let us define $P_p(s) \in \mathbb{R}(s)$ which is a scalar approximation of MIMO $P(s)$ in (11). To do it first consider one entry of $P(s)$ for $n_u < n_y$ (taking an average of an entire column is also an option). Because of Assumption 1, the characteristic equation of $P_p(s)$, Δ_p , equals Δ . Then, if for any RHP zeros of $P(s)$ does not a RHP zeros of $P_p(s)$, zero augmentation as $P_p(s) = z^+(s)P_p(s)$ is employed. Then, substitute P with P_p in (25) and by letting $\epsilon_i \rightarrow 0$ solve (26) to get stabilizing $K_p(s) \in \mathbb{R}(s)$, virtual loop's control system over the scalar approximation $P_p(s)$. Then the scalar complementary sensitivity function for this modified virtual loop is given by

$$T_p(s) \triangleq (P_p(s)K_p(s)) / (1 + P_p(s)K_p(s)) \quad (32)$$

Theorem 4. Consider $\text{rank}_{\mathbb{R}(s)}(P) = n_u < n_y$ and $Z_R \neq \emptyset$. Then, for unknown \bar{x}_0 , the approximate inverse is

$$\Xi_a^\Gamma(s) = T_p(s)P^\dagger(s) = \left(\begin{array}{c|c} A_i^a & B_i^a \\ \hline C_i^a & D_i^a \end{array} \right), \quad (33)$$

and the corresponding control input is

$$u_{inv}(t) = \mathcal{L}^{-1}\{T_p(s)P^\dagger(s)Y(s)\} + \Xi_a^\Gamma(0, \bar{x}_0). \quad (34)$$

Assuming $Y(s) \in \text{Im}_{\mathbb{R}(s)}(P)$, then $u_{inv}(t)$ satisfies

$$\|e(t)\| \leq \alpha \|e(0)\| e^{-\beta t}, \forall t > 0, \quad (35)$$

for some $\alpha, \beta > 0$, while ensuring $\|u_{inv}(t)\|_\infty < \infty$.

Proof. Consider the following decomposition as

$$u_{inv}(t) = u_{inv}^{(f)}(t) + u_{inv}^{(0)}(t), \quad (36)$$

and note that $Y(s) \in \text{Im}_{\mathbb{R}(s)}(P) \implies U_{R1}\hat{U}_{R1}Y(s) = Y(s) \implies P(s)P^\dagger(s)Y(s) = Y(s)$ and $P^\dagger(s)$, as in Corollary 2 solves (11) but with an unstable $u_{inv}(t)$ since $Z_R \neq \emptyset$. To get a stable $u_{inv}(t)$, we can substitute $U_{inv}(s) = T_p(s)P^\dagger(s)Y(s) + U_{inv}^{(0)}(s)$ into (30) as

$$E(s) = Y(s) - P(s)T_p(s)P^\dagger(s)Y(s) - P(s)U_{inv}^{(0)}(s)$$

and since $T_p(s)$ is scalar, using $P(s)P^\dagger(s)Y(s) = Y(s)$, and $S_p(s) \triangleq I - T_p(s)$, we get

$$E(s) = Y(s)S_p(s) - P(s)U_{inv}^{(0)}(s). \quad (37)$$

Since K_p in (32) is obtained by (26), which gives $\begin{bmatrix} I & K_p \\ -P_p & I \end{bmatrix}^{-1} \in \mathcal{RH}_\infty$, $P(s)$ and $P_p(s)$ shares the same poles, we have $S_p(s) \in \mathcal{RH}_\infty$. In addition, (24) yields that If $P(s)$ has a RHP zero at z , then $P^\dagger(s)$ has a RHP-pole at z and $PK(I + PK)^{-1}$, has a RHP-zero at z [24], which applies on $T_p(s)$. Thus, $T_p(z) = 0$ yielding $T_p(s)P^\dagger(s)Y(s) \in \mathcal{RH}_\infty$. Then following the proof of Theorem 3 yields $\|e(t)\| \leq \alpha \|e(0)\| e^{-\beta t}$, $\forall t > 0$. and $\|u_{inv}(t)\|_\infty < \infty$. This completes proof. ■

Remark 7. Although operators such as $S_i(s)K(s)$, $S_i(s)$, and $T_i(s)$ are commonly used to analyze standard closed-loop responses, here we *repurpose* $S_i(s)K(s)$ (in Theorem 3) or $T_p(s)P^\dagger(s)$ (in Theorem 4) as a direct control action - rather than using $K(s)$ solely like a conventional loop, which

departs from typical closed-loop treatments. Consequently, while alternative methods can also be used to design the $K(s)$ - and therefore $S_i(s)K(s)$ and $T_p(s)$ - the \mathcal{H}_∞ framework provides valuable analytical properties. In particular, it yields an “optimal” approximate inverse within our setting.

The next corollary provides another approximate inverse, derived from Theorem 1, that also works even with singular systems but allows for less design freedom. To achieve this, one may consider a scalar z^+/z_d^+ for the output redefinition, where

$$z_d^+(s) = \prod_{z \in Z_R \cap \mathbb{R}} (s + z)^{m_z} \prod_{z \in Z_R \cap (\mathbb{C} \setminus \mathbb{R})} (s + z)^{m_z} (s + z^*)^{m_z^*}$$

Corollary 3. Consider $\text{rank}_{\mathbb{R}(s)}(P) \leq \min(n_u, n_y)$ and $Z_R \neq \emptyset$ with $Y(s) \in \text{Im}_{\mathbb{R}(s)}(P)$. Then, the approximate inverse is

$$\Xi_a^\Gamma(s) = \Xi_i^\Gamma(s)(z^+(s)/z_d^+(s)). \quad (38)$$

satisfying Problem 1.b with $\varphi = 0$

Remark 8. Theorems 3, 4 and Corollary 3 each provide a stable approximation when $Y(z) \neq 0$ for any $z \in Z_R$. Note also that the control inputs $u_{inv}(t)$ in (28)–(34) are not unique. In Theorem 3, the condition $Y(s) \in \text{Im}_{\mathbb{R}(s)}(P)$ always holds because $P(s)$ is square/overactuated and full rank. However, Theorem 4 and Corollary 3 permit $Y(s) \notin \text{Im}_{\mathbb{R}(s)}(P)$, leading to $\varphi \neq 0$ in (9).

All results assume a nominal system $P(s)$, but modeling errors, numerical problems, and unknown forward system initial states can lead instabilities. These implications, along with structures over φ , will be discussed in the next section.

D. Robustness

Stable inversion is typically studied under the assumption of complete model knowledge including initial states x_0 which is often not feasible. In this section, we further relax the constraints in Theorem 1. Specifically, Theorem 5 addresses the condition $Y(s) \notin \text{Im}_{\mathbb{R}(s)}(P)$ under uncertainties, while Corollaries 4-5 explore the full range of possible relaxation scenarios. Now, the desired output can be rewritten as

$$P(s)U(s) = Y_d(s) \quad (39)$$

where bounded $Y_d(s) \in \text{Im}_{\mathbb{R}(s)}(P) \cap \mathcal{RH}_\infty$ denotes the *desired* output. For the uncertainties over $P(s)$ in (39), let the perturbed plant, $P_\Pi(s)$, be a member of all possible plants

$$P_\Pi(s) = \left(\begin{array}{c|c} A_\Pi & B_\Pi \\ \hline C_\Pi & D_\Pi \end{array} \right) \in \Pi \triangleq \{(I + W_1\Delta_u W_2)P\} \quad (40)$$

where W_1, W_2 are TFMs that characterize the spatial and frequency structure of the uncertainty, Δ_u denotes any unknown unstructured function with $\|\Delta_u\|_\infty < 1$ [25, chapter 8.1]. Moreover, the perturbed (real) system's zeros are

$$Z_{P_\Pi} \triangleq \{z \in \mathbb{C} : P_\Pi(z)u_z = 0y_z\} \quad (41)$$

$$Z_{R_\Pi} \triangleq \{z \in Z_{P_\Pi} : \Re(z) > 0\} \subseteq Z_{P_\Pi}. \quad (42)$$

Here Z_{P_Π} might be different than Z_P which means P_Π in (40) considers *uncertain RHP zeros* for $P(s)$. Then, the perturbed output for a given input as

$$y_\Pi(t) = \mathcal{L}^{-1}\{P_\Pi(s)U(s)\} = \mathcal{L}^{-1}\{Y_\Pi(s)\}. \quad (43)$$

Note that, the inner product for any vector-valued functions $F, G \in \mathcal{L}_2(j\mathbb{R}) \cap \mathbb{R}(s)^{n_y}$ is defined as:

$$\langle F, G \rangle \triangleq \frac{1}{2\pi} \int_{-\infty}^{\infty} \sum_{k=1}^{n_y} F_k^*(j\omega) G_k(j\omega) d\omega \quad (44)$$

Consider L given in (2), as $P(s) \in \mathcal{L}_2(j\mathbb{R}) \cap \mathbb{R}(s)^{n_y \times n_u}$, $L \in \mathcal{L}_2(j\mathbb{R})$. Given that the columns in L are not necessarily orthogonal, we can rectify this by applying the Gram-Schmidt process to the columns of L . This process can be expressed as:

$$v_i = p_i - \sum_{j=1}^{i-1} \frac{\langle p_i, q_j \rangle}{\langle q_j, q_j \rangle} q_j, q_i = \frac{v_i}{\sqrt{\langle v_i, v_i \rangle}}, i = 1, \dots, r. \quad (45)$$

Here, the v_i vectors are orthogonal, and the q_i vectors are orthonormal. Based on this, the orthonormal set is defined as $Q = [q_1 \dots q_r] \in \mathcal{L}_2(j\mathbb{R}) \cap \mathbb{R}(s)^{n_y \times r}$ which spans the same subspace as L in (2). With these conditions the transformation from L to Q always exists.

Definition 1. Let $\text{Im}_{\mathbb{R}(s)}(P)$ is spanned by an orthonormal basis $\{q_k\}_{k=1}^r \subset \mathcal{L}_2(j\mathbb{R})$. For any $F \in \mathcal{L}_2(j\mathbb{R})$, the projection onto $\text{Im}_{\mathbb{R}(s)}(P)$ is given by:

$$\text{proj}_{\text{Im}(P)}[F] = \sum_{i=1}^r \langle F, q_i \rangle q_i, \quad (46)$$

where f can be decomposed as:

$$F = \text{proj}_{\text{Im}(P)}[F] + \text{res}[F], \quad (47)$$

$$\text{with } \langle \text{res}[F], q_k \rangle = 0, \forall k \in \{1, \dots, r\}. \quad (48)$$

Then, the overall feedback strategy combining two feedforward actions to deal with uncertainties is given by Fig. 1. Here, $u_{ff}(t)$ is feedforward control input, $u_{fb}(t)$ is feedback control input, and $u_c(t)$ is combined (effective) control input $u_c(t)$, $y_{\Pi}(t)$ denotes the real output under $u_c(t)$, and we have $y_{\Delta}(t) \triangleq y_{\Pi}(t) - y(t)$.

Based on the conditions, Corollary 3 (Fig. 1(c)(i)) is valid for all system classes, including non-minimum phase, square, non-square, and singular systems, though it requires an output redefinition in the feedback path, $\bar{y}_{\Delta}(t) = (z^+/z_d^+) * y_{\Delta}(t)$.

The other approximate inversions are applicable to full-rank systems; for square/overactuated systems, the loop corresponds to Fig. 1(c)(ii), and for non-square (underactuated) systems, it corresponds to Fig. 1(c)(iii). Then, over the nominal system $P(s)$, the feedforward control signal $u_{ff}(t)$ is obtained by solving (14), (27), or (33), subject to (39). Similarly, $u_{fb}(t)$ and $u_{ff}(t)$ are obtained by following the same procedures. The next question, whether the proposed loop in Fig. 1 can compensate the error caused by uncertainty, is revealed by the upcoming theorem.

Theorem 5. Consider the scheme in Fig. 1.b. Let $u_{ff}(t) = \Xi_a^{\Gamma}(y_d(t), \bar{x}_{0_1})$ and $u_{fb}(t) = \Xi_i^{\Gamma}(\bar{y}_{\Delta}(t), \bar{x}_{0_2})$ be designed over the $P(s)$ with $Z_R \neq \emptyset$. Suppose the actual system P_{Π} (with $P_{\Pi} \neq P$ and unknown x_0) is as in (40). Then, under $u_c(t) = u_{ff}(t) - u_{fb}(t)$ the tracking error satisfies

$$(y_d(t) - y_{\Pi}(t)) \rightarrow \mathcal{L}^{-1}\{\text{res}[Y_{\Pi}]\} \quad (49)$$

Proof. For brevity, let us denote $W_1 \Delta_u W_2$ simply by Δ_u ,

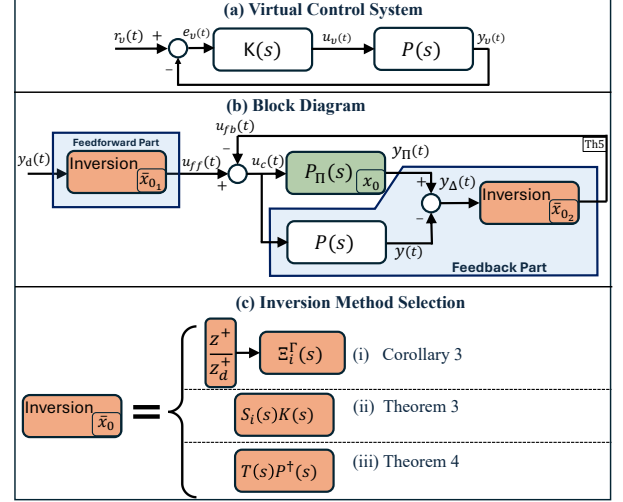


Fig. 1: Block diagram for closing the loop in stable inversion.

and note that $u_c \triangleq u_c^{(f)} + u_c^{(0)} = u_{ff}^{(f)} + u_{ff}^{(0)} - u_{fb}^{(f)} - u_{fb}^{(0)}$. Although $\text{rank}_{\mathbb{R}(s)}(P_{\Pi}) \leq \text{rank}_{\mathbb{R}(s)}(P)$, it may still occur that $\text{Im}_{\mathbb{R}(s)}(P_{\Pi}) \not\subseteq \text{Im}_{\mathbb{R}(s)}(P)$ implying $\text{res}[Y_{\Pi}] = \text{res}[Y_{\Delta}] \neq 0$. Without losing generality, we can re-define the bounds of integration as [32, p.283-294]

$$\mathcal{L}\{y_{\Delta}(t)\} = \int_0^{\infty} e^{-st} y_{\Delta}(t) dt = \int_0^{t-\epsilon} e^{-s\tau} y_{\Delta}(\tau) d\tau \quad (50)$$

where $\epsilon > 0$ is chosen as small as to avoid the algebraic loop issue. Consider now the closed-loop configuration depicted in Figure 1, as

$$\begin{aligned} U_{fb}(s) - U_{fb}^{(0)}(s) &= \Xi_a^{\Gamma}(s) Y_{\Delta}(s) = \Xi_i^{\Gamma}(s) \frac{z^+(s)}{z_d^+(s)} Y_{\Delta}(s) \quad (51) \\ &= \frac{z^+(s)}{z_d^+(s)} \Xi_i^{\Gamma}(s) (\text{proj}_{\text{Im}(P)}[Y_{\Delta}] + \text{res}[Y_{\Delta}]) \end{aligned}$$

where $\langle \text{res}[Y_{\Delta}], q_k \rangle = 0$ implying $\Xi_i^{\Gamma}(s) \text{res}[Y_{\Delta}] = 0$. Thus, the feedback only responds to the part of Y_{Δ} in $\text{Im}_{\mathbb{R}(s)}(P)$. Consequently,

$$PU_{fb} = \frac{z^+(s)}{z_d^+(s)} \text{proj}_{\text{Im}(P)}[Y_{\Delta}] + PU_{fb}^{(0)}(s) \quad (52)$$

Next, by noting Remark 6, Theorem 3-4, and $P(s), \Delta_u \in \mathcal{RH}_{\infty}$, define

$D(s) \triangleq [\Delta_u P(s)(U_{ff}^{(0)}(s) - U_{fb}^{(0)}(s)) + Y_{\Pi}^{(0)}(s) + U_{ff}^{(f)}(s)]$ where $Y_{\Pi}^{(0)}(s) = \mathcal{L}^{-1}\{C_{\Pi} e^{A_{\Pi} t} x_0\}$ s.t. $U_{ff}^{(0)}(s), U_{fb}^{(0)}(s), Y_{\Pi}^{(0)}(s) \in \mathcal{RH}_{\infty}$ are invariant under feedback, thus can be considered as a convergent disturbance acting on the output. Then, the integral equation over Y_{Δ} :

$$\begin{aligned} (I + \Delta_u)P(s)U_c(s) - P(s)U_c(s) + Y_{\Pi}^{(0)}(s) &= \\ \Delta_u P(s)U_c(s) + Y_{\Pi}^{(0)}(s) &= Y_{\Delta}(s) = D(s) - \Delta_u P(s)U_{fb}^{(f)}(s). \end{aligned}$$

Using (51) yields

$$\begin{aligned} D(s) - \frac{z^+(s)}{z_d^+(s)} \Delta_u P(s) \Xi_i^{\Gamma}(s) Y_{\Delta}(s) &= Y_{\Delta}(s) \\ D(s) &= \left(I + \frac{z^+(s)}{z_d^+(s)} \Delta_u P(s) \Xi_i^{\Gamma}(s) \right) Y_{\Delta}(s) \end{aligned}$$

Since $P(I - V_{R1}\hat{V}_{R1})\bar{k} = 0$, $\max_{\omega} \bar{\sigma}(P\hat{V}_R \begin{bmatrix} \Lambda^{-1}(s) & \mathbf{0} \\ \mathbf{0} & \mathbf{0} \end{bmatrix} \hat{U}_R) = 1$, $\left\| \frac{z^+(s)}{z_d^+(s)} \right\|_{\infty} = 1$, and $\|\Delta_u\|_{\infty} < 1$, it follows that:

$$\left\| \frac{z^+(s)}{z_d^+(s)} \Delta_u P(s) \Xi_i^{\Gamma}(s) \right\|_{\infty} = \alpha_b < 1$$

which ensures convergence of the following Neumann series.

$$\sum_{k=0}^{\infty} \left(\frac{z^+(s)}{z_d^+(s)} \Delta_u P(s) \Xi_i^{\Gamma}(s) \right)^k \quad (53)$$

Thus, $\left(I + \frac{z^+(s)}{z_d^+(s)} \Delta_u P(s) \Xi_i^{\Gamma}(s) \right)^{-1}$ exists and stable with $\|Y_{\Delta}\|_{\infty} \leq \|D(s)\|_{\infty} / (1 - \alpha_b)$. Then, the tracking error is

$$Y_d(s) - Y_{\Pi}(s) = Y_d(s) - Y_{\Delta}(s) - P(s)U_c(s).$$

With $\lim_{s \rightarrow 0} sD(s) = 0$, Section III-C provides that $P(s)U_{fb}(s) \rightarrow Y_d(s)$ and thus

$$\begin{aligned} Y_d(s) - Y_{\Pi}(s) &\rightarrow -Y_{\Delta} + P(s)U_{fb}(s) \\ &= -\text{proj}[Y_{\Delta}] - \text{res}[Y_{\Delta}] + \frac{z^+(s)}{z_d^+(s)} \text{proj}[Y_{\Delta}]_{\text{Im}(P)} \end{aligned}$$

Finally, $\text{res}[Y_{\Pi}] = \text{res}[Y_{\Delta}]$, and since

$$\lim_{s \rightarrow 0} \left[s \left(I - \frac{z^+(s)}{z_d^+(s)} \right) \text{proj}[Y_{\Delta}]_{\text{Im}(P)} \right] = 0,$$

standard final value arguments imply that as $t \rightarrow \infty$, the components in $\text{Im}_{\mathbb{R}(s)}(P)$ converges to zero. Hence,

$$\lim_{t \rightarrow \infty} (y_d(t) - y_{\Pi}(t)) = \mathcal{L}^{-1}\{\text{res}[Y_{\Pi}]\}.$$

This shows that the tracking error converges to the inverse Laplace transform of the non-cancellable yet stable residual term, thus completing the proof. ■

Corollary 4. Assume $P(s)$ is square, full rank implying $\text{res}[Y_{\Pi}] = 0$, and $Z_R \neq \emptyset$. Let $U_{ff}(s) = S_i(s)K(s)Y_d(s)$ and $U_{fb}(s) = S_i(s)K(s)\bar{Y}_{\Delta}(s)$. Then, $(y_d(t) - y_{\Pi}(t)) \rightarrow 0$.

Corollary 5. For the depicted block diagram in Fig. 1 with following conditions, (49) can also be re-written:

- I. $\text{Im}_{\mathbb{R}(s)}(P_{\Pi}) \subseteq \text{Im}_{\mathbb{R}(s)}(P)$ and $Z_R = \emptyset$
 $\implies (y_d(t) - y_{\Pi}(t)) = 0$
- II. $\text{Im}_{\mathbb{R}(s)}(P_{\Pi}) \subseteq \text{Im}_{\mathbb{R}(s)}(P)$ and $Z_R \neq \emptyset$
 $\implies (y_d(t) - y_{\Pi}(t)) \rightarrow 0$
- III. $\text{Im}_{\mathbb{R}(s)}(P_{\Pi}) \not\subseteq \text{Im}_{\mathbb{R}(s)}(P)$ and $Z_R = \emptyset$
 $\implies (y_d(t) - y_{\Pi}(t)) = \mathcal{L}^{-1}\{\text{res}[Y_{\Pi}]\}$

Here, the term $\mathcal{L}^{-1}\{\text{res}[\cdot]\}$ corresponds directly to φ as described in (9), representing the contribution of inevitable errors. In this paper, time delays are not treated as part of the uncertainty; however, the framework can be extended to handle stochastic and delayed systems by leveraging mean-square exponential stability techniques [33]. On the other hand, for implementation, the compactness of the algebraic structures allows for facilitating straightforward solutions. However, when utilizing \mathcal{H}_{∞} -based approximate solutions, we encounter complex, high but finite-order structures where using the balanced model reduction is a solution.

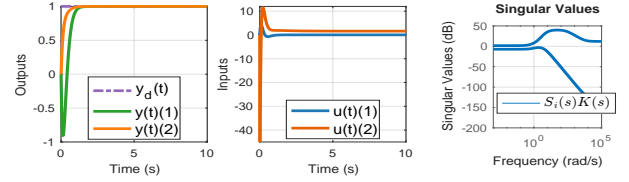


Fig. 2: The output tracking of Example 1 - (a) - corresponding inputs as Theorem 3 - (b) - approximate inversion - (c) -

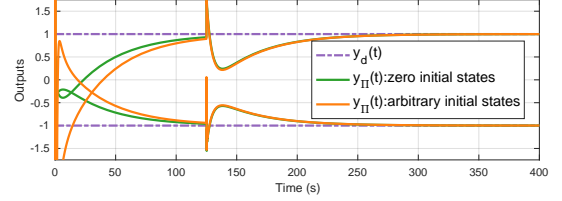


Fig. 3: The output tracking of Example 1 under uncertainty with zero and arbitrary initial states.

IV. NUMERICAL EXAMPLES

In this section, we present some numerical examples to illustrate the effectiveness of the proposed approach.

Example 1. Consider, as in [9], the following 2×2 , full rank, and minimal system with $Z_P = \{-10, -0.86, 1\}$, $Z_R = 1$.

$$P(s) = \begin{bmatrix} \frac{(1-s)}{(s+1)^2} & \frac{0.3}{s+0.5} \\ \frac{-(1-s)}{(s+1)^2(s+2)} & \frac{2}{s+3} \end{bmatrix} \quad (54)$$

In this case, $\text{rank}_{\mathbb{R}(s)}(P) = 2 = n_u = n_y$, which implies that $\text{res}[Y] = 0$. For the desired loop shape $\text{diag}[\frac{5}{s}, \frac{5}{s}]$, we solve (26) with $\gamma = 3.6$. The approximate inverse, given by $\Xi_a^{\Gamma}(s) = S_i(s)K(s)$, is shown in Fig. 2.c, consistent with Theorem 3. The resulting control input, $u_{inv}(t)$, is depicted in Fig. 2.b. Compared to the results obtained using the Inner-Outer Factorization (refer to [9, Fig. 8, black lines]), the proposed method significantly improves tracking performance, even using a purely feedforward control scenario.

Now, consider that the real system $P_{\Pi}(s)$ differs from $P(s)$:

$$P_{\Pi}(s) = \begin{bmatrix} \frac{(0.2-s)}{s^2+20s+100} & \frac{0.3}{s+0.1} \\ \frac{s^2+1.8s-0.4}{s^2+8s+16} & \frac{2}{s+2.1} \end{bmatrix}, \quad (55)$$

where $Z_{P_{\Pi}} = \{-20.4, -6.4, -2.7, -1.2, 0.2\} \neq Z_P$ and $Z_{R_{\Pi}} = \{0.2\} \neq Z_R$. Moreover, $P_{\Pi}(s)$ has poles at $s_{1,2,3,4,5,6} = -10, -10, -4, -4, -0.1, -2.1$, which are different from the poles of the nominal system $P(s)$, $s_{1,2,3,4} = -1, -1, -0.5, -3$. According to Theorem 5, or more specifically, Corollary 5.II, to handle the uncertainty, we employ Fig. 1.(b) with $S_i(s)K(s)$ by letting $\epsilon_i \rightarrow 0$ for both inversion blocks. Two simulation, at $t = 125^{th}$ sec, a unit step disturbance applies to the output are run. One is with zero initial states for both inverse and forward systems, and the other one tests the proposed method under random initial states as: $x_0 = [3.1, 4.1, -3.7, 4.1, 1.3, -4]$, $\bar{x}_{01} = [-0.2, 0.6, 1.9, 1.9, -0.5, 1.9, 1.8, 0.4, 1.4, -0.6, 0.3, 1.7, 1.4, 1.8]$, $\bar{x}_{02} = [0.3, -0.9, 0.7, 0.9, 0.4, 0.5, 0.5, 0.5, -0.2, 0.3, -0.7, 0.4, -1, -0.4, -0.9]$. The reference tracking performance shown by Fig. 3 with a bounded input validating the theory.

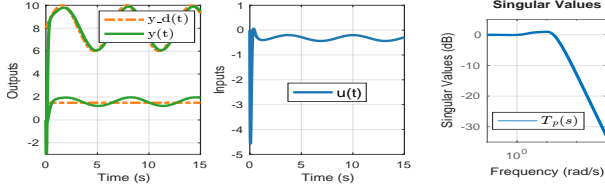


Fig. 4: The output tracking of Example 2 - (a) - corresponding inputs as Theorem 4 - (b) - approximate inversion $T_p(s)$ - (c)

Example 2. Now, consider the following vectorial system

$$P(s) = \begin{bmatrix} \frac{s^2-5s-50}{s^2+3s+2} & \frac{s-10}{s^2+3s+2} \end{bmatrix}^T \quad (56)$$

where it has an invariant zero at $s = 10$, thus it is a non-minimum phase and underactuated system. Define Y_d as

$$Y_d(s) = \begin{bmatrix} \frac{2}{s^2+1} + \frac{8}{s} & \frac{1}{s} \end{bmatrix}^T \notin \text{Im}_{\mathbb{R}(s)}(P) \text{ s.t. } \text{res}[Y_d] \neq 0. \quad (57)$$

Then, $Y(s) = P(s)\Xi_a^\Gamma(s)Y_d(s)$ such that $\text{res}[Y] \neq 0 \iff Y_d(s) \notin \text{Im}_{\mathbb{R}(s)}(P) \cap \mathcal{RH}_\infty$. Based on Theorem 4, define $P_p(s) = \frac{s^2-5s-50}{s^2+3s+2}$ which also has an invariant zero at $s = 10$. Solving (26) yields a stable $T_p(s)$ with $\gamma = 2.32$. Also, based on (56), we have

$$P^\dagger(s) = \begin{bmatrix} \frac{s^3+8s^2+17s+10}{s^3-74s-260} & \frac{s^2+3s+2}{s^3-74s-260} \end{bmatrix} \quad (58)$$

yielding $T_p(s)P^\dagger(s) \in \mathcal{RH}_\infty$. The reference tracking performance of the form in Theorem 4, the design of $T_p(s)$, and the boundedness of $u(t)$ are shown by Fig. 4. As it can be seen from Fig. 4, the errors are fully in harmony with Definition 1.

V. CONCLUSION

In this paper, we present a comprehensive approach to stable model inversion aiming to establish necessary and sufficient conditions for stable model inversion using algebraic control.

The proposed approach in this paper applies to various system types, including square, non-square, rank-deficient, and non-minimum phase systems. It is validated by numerical examples is discussed. Our method's robustness against uncertainties encountered in practical applications expands the model inversion framework and surpasses limitations in existing methods.

REFERENCES

- [1] R. De Rozario and T. Oomen, "Frequency response function-based learning control: Analysis and design for finite-time convergence," *IEEE Transactions on Automatic Control*, 2022.
- [2] R. W. Brockett and M. Mesarović, "The reproducibility of multivariable systems," *Journal of mathematical analysis and applications*, vol. 11, pp. 548–563, 1965.
- [3] L. Silverman, "Inversion of multivariable linear systems," *IEEE transactions on Automatic Control*, vol. 14, no. 3, pp. 270–276, 1969.
- [4] G. Basile and G. Marro, "A new characterization of some structural properties of linear systems: unknown-input observability, invertibility and functional controllability," *International Journal of Control*, vol. 17, no. 5, pp. 931–943, 1973.
- [5] P. Moylan, "Stable inversion of linear systems," *IEEE Transactions on Automatic Control*, vol. 22, no. 1, pp. 74–78, 1977.
- [6] M. Tomizuka, "Zero phase error tracking algorithm for digital control," *Journal of Dynamic Systems, Measurement, and Control*, vol. 109, p. 65, 1987.
- [7] L. R. Hunt, G. Meyer, and R. Su, "Noncausal inverses for linear systems," *IEEE Transactions on Automatic Control*, vol. 41, no. 4, pp. 608–611, 1996.
- [8] I. A. Spiegel, N. Strijbosch, R. de Rozario, T. Oomen, and K. Barton, "Stable inversion of piecewise affine systems with application to feedforward and iterative learning control," *IEEE Transactions on Automatic Control*, 2024.
- [9] M. Saeki, "Feedforward control design for multi-input multi-output plants by model matching using inner-outer factorization," *IEEE Transactions on Automatic Control*, 2023.
- [10] E. Naderi and K. Khorasani, "Inversion-based output tracking and unknown input reconstruction of square discrete-time linear systems," *Automatica*, vol. 95, pp. 44–53, 2018.
- [11] R. Romagnoli and E. Garone, "A general framework for approximated model stable inversion," *Automatica*, vol. 101, pp. 182–189, 2019.
- [12] M. D. Loreto and D. Eberard, "Strong left inversion of linear systems and input reconstruction," *IEEE Transactions on Automatic Control*, vol. 68, no. 6, pp. 3612–3617, 2023.
- [13] G. Marro, D. Prattichizzo, and E. Zattoni, "Convolution profiles for right inversion of multivariable non-minimum phase discrete-time systems," *Automatica*, vol. 38, no. 10, pp. 1695–1703, 2002.
- [14] S. Devasia, "Should model-based inverse inputs be used as feedforward under plant uncertainty?" *IEEE Transactions on Automatic Control*, vol. 47, no. 11, pp. 1865–1871, 2002.
- [15] N. Kim and H. Shim, "Asymptotic output tracking in a class of non-minimum phase nonlinear systems via learning-based inversion," *International Journal of Robust and Nonlinear Control*, vol. 34, no. 1, pp. 240–269, 2024.
- [16] J. van Zundert and T. Oomen, "On inversion-based approaches for feedforward and ilc," *Mechatronics*, vol. 50, pp. 282–291, 2018.
- [17] S. Drücker and R. Seifried, "Trajectory-tracking control from a multi-body system dynamics perspective," *Multibody System Dynamics*, pp. 1–23, 2023.
- [18] L. Li and G. Gu, "Design of optimal zero-forcing precoders for mimo channels via optimal full information control," *IEEE transactions on signal processing*, vol. 53, no. 8, pp. 3238–3246, 2005.
- [19] W. A. Wolovich, *Linear multivariable systems*. Springer Science & Business Media, 2012, vol. 11.
- [20] G. D. Forney, Jr, "Minimal bases of rational vector spaces, with applications to multivariable linear systems," *SIAM Journal on Control*, vol. 13, no. 3, pp. 493–520, 1975.
- [21] M. Kijper, *First-order representations of linear systems*. Springer Science & Business Media, 2012.
- [22] A. Amparan, F. M. Dopico, S. Marcaida, and I. Zaballa, "On minimal bases and indices of rational matrices and their linearizations," *Linear Algebra and its Applications*, vol. 623, pp. 14–67, 2021.
- [23] E. Antoniou, A. Vardoulakis, and S. Vologiannidis, "Numerical computation of minimal polynomial bases: A generalized resultant approach," *Linear algebra and its applications*, vol. 405, pp. 264–278, 2005.
- [24] S. Skogestad and I. Postlethwaite, *Multivariable feedback control: analysis and design*. John Wiley & sons, 2005.
- [25] K. Zhou and J. C. Doyle, *Essentials of robust control*. Prentice hall Upper Saddle River, NJ, 1998.
- [26] M. B. Eстрада, M. F. Garcia, M. Malabre, and J. C. M. García, "Left invertibility and duality for linear systems," *Linear algebra and its applications*, vol. 425, no. 2-3, pp. 345–373, 2007.
- [27] K. Hoffman, *Banach spaces of analytic functions*. Courier Corporation, 2007.
- [28] P. Misra, P. Van Dooren, and A. Varga, "Computation of structural invariants of generalized state-space systems," *Automatica*, vol. 30, no. 12, pp. 1921–1936, 1994.
- [29] B. Kürkçü and C. Kasnakoglu, "Robust autopilot design based on a disturbance/uncertainty/coupling estimator," *IEEE Transactions on Control Systems Technology*, vol. 27, no. 6, pp. 2622–2629, 2019.
- [30] J. Chen, "Logarithmic integrals, interpolation bounds, and performance limitations in mimo feedback systems," *IEEE Transactions on automatic control*, vol. 45, no. 6, pp. 1098–1115, 2000.
- [31] D. McFarlane and K. Glover, "A loop-shaping design procedure using h/sub infinity/synthesis," *IEEE transactions on automatic control*, vol. 37, no. 6, pp. 759–769, 1992.
- [32] L. Debnath and D. Bhatta, *Integral transforms and their applications*. Chapman and Hall/CRC, 2016.
- [33] G. Chen, C. Fan, J. Sun, and J. Xia, "Mean square exponential stability analysis for ito stochastic systems with aperiodic sampling and multiple time-delays," *IEEE Transactions on Automatic Control*, vol. 67, no. 5, pp. 2473–2480, 2022.