

# GePBench: Evaluating Fundamental Geometric Perception for Multimodal Large Language Models

Shangyu Xing Changhao Xiang Yuteng Han Yifan Yue Zhen Wu\*  
Xinyu Liu Zhanhai Wu Fei Zhao Xinyu Dai

National Key Laboratory for Novel Software Technology, Nanjing University, China  
{xsy, xiangch, 211300090, yue\_yifan, xinyuli, zhaof}@smail.nju.edu.cn  
wzt\_1824769368@163.com  
{wuz, daixinyu}@nju.edu.cn

## Abstract

Multimodal large language models (MLLMs) have made significant progress in integrating visual and linguistic understanding. Existing benchmarks typically focus on high-level semantic capabilities, such as scene understanding and visual reasoning, but often overlook a crucial, foundational ability: geometric perception. Geometric perception involves understanding geometric shapes, structures, and spatial relationships, which are essential for supporting higher-level semantic tasks. Despite its importance, this capability remains underexplored in current MLLM research. To address this gap, we introduce GePBench, a novel benchmark designed to assess the geometric perception abilities of MLLMs. Our extensive evaluations reveal that current state-of-the-art MLLMs exhibit significant deficiencies in geometric perception tasks. Furthermore, we show that models trained with GePBench data demonstrate substantial improvements on a wide range of benchmark tasks, highlighting the critical role of geometric perception in enabling advanced multimodal applications. Our code and datasets will be publicly available.

## 1 Introduction

Multimodal large language models (MLLMs) have achieved significant breakthroughs in recent years. Closed-source models like GPT-4o (OpenAI, 2023), Gemini (Google, 2023), and Claude-3.5 (Anthropic, 2024), along with open-source alternatives such as LLaVA (Liu et al., 2023), Qwen-VL (Bai et al., 2023), and InternVL (Chen et al., 2023b), have demonstrated remarkable visual-language capabilities. To measure their performance, various benchmarks including GQA (Hudson and Manning, 2019), ScienceQA (Lu et al., 2022), TextVQA (Singh et al., 2019) and MMMU (Yue et al., 2024) have been proposed. These benchmarks usually center on real-life scenarios

and assess high-level semantic understanding abilities like scene understanding and visual reasoning, covering tasks such as object recognition, diagram understanding, and question answering.

Despite their sophistication, these benchmarks often overlook a fundamental perceptual challenge: geometric perception. This refers to the ability to recognize and interpret geometric shapes, structures, and their spatial relationships. As basic abstractions derived from the real world, geometric shapes require precise spatial awareness while enabling high-level visual perception and understanding (Chen et al., 2021; Lu et al., 2021; Chen et al., 2022), making them an important testbed for assessing the core perceptual abilities of MLLMs. Beyond their theoretical significance, geometric shapes lay the foundation for a wide range of downstream applications. For instance, tasks such as medical image analysis (Chen et al., 2024a; Yan et al., 2024; Khan et al., 2024) and fossil classification (Barucci et al., 2024; Hou et al., 2023) heavily rely on accurate spatial reasoning and the ability to discern abstract geometric patterns. However, existing benchmarks fail to systematically evaluate this essential skill, leaving critical gaps in our understanding of MLLMs’ perceptual capabilities.

To address this gap, we present GePBench, a novel benchmark specifically designed to evaluate geometric perception of MLLMs. Unlike prior benchmarks that emphasize high-level semantic understanding, GePBench focuses exclusively on core geometric perceptual skill. Our dataset is constructed using a specialized data synthesis engine that generates structured textual descriptions, which are then translated into geometric figures. From these figures, multiple-choice questions and answers are systematically created, ensuring a rigorous and diverse evaluation framework. GePBench comprises 80K images and 285K questions, categorized into easy and hard levels, and evaluates 6 key aspects of geometric perception: location,

\* Corresponding author.

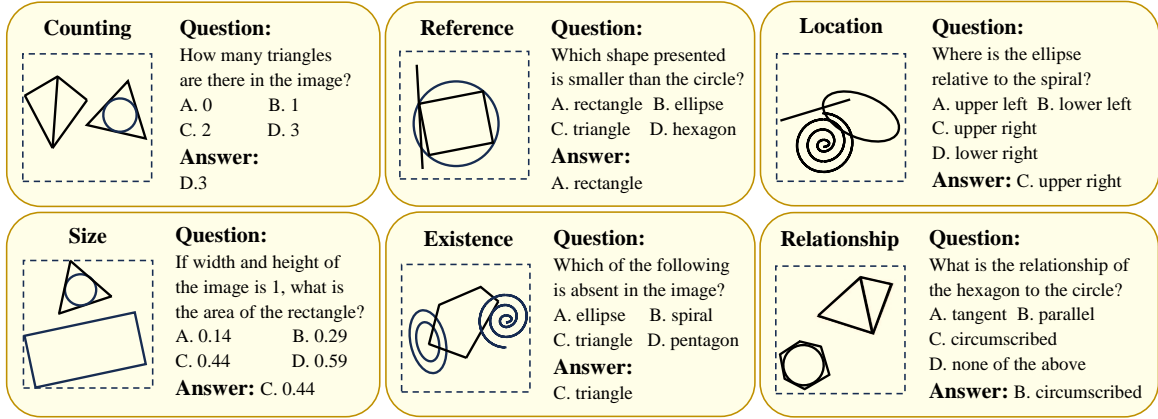


Figure 1: Examples for the different aspects of GePBench.

size, existence, counting, reference, and relationships. Figure 1 shows examples for these aspects.

While several prior datasets, including GeoQA (Chen et al., 2021), Geometry3K (Lu et al., 2021), UniGeo (Chen et al., 2022), geomVerse-V0 (Kazemi et al., 2023), GeoMM (Deng et al., 2024), and MAVIS-Instruct (Zhang et al., 2024b), also involve geometric figures, their primary focus lies in mathematical reasoning tasks, including numeric calculations, proof generation, and relationship inference. These higher-order tasks implicitly depend on basic geometric perceptual skills including spatial awareness and shape recognition, which are often insufficiently addressed. In contrast, GePBench explicitly targets geometric perception, providing a more focused evaluation.

We conduct extensive evaluations of GePBench using a diverse array of MLLMs, encompassing both closed-source and open-source models. The results consistently reveal significant limitations in geometric perception. While humans achieve near-perfect accuracy on these tasks with minimal effort, leading models like GPT-4o and Claude-3.5-Sonnet struggle significantly. On tasks such as determining the size of a geometric shape, they achieve accuracies as low as 17.5% and 17.9%, below random guessing. These results underscore the limitations of current MLLMs in basic geometric perception, highlighting the urgent need for advancements in foundational geometric understanding.

Furthermore, we propose LLaVA-GeP, an enhanced model based the LLaVA architecture trained with data generated by our specialized synthesis engine. LLaVA-GeP demonstrates considerable improvements across various tasks, achieving an average performance boost of 2.2% on benchmarks on math and charts. This underscores the

pivotal role that geometric perception plays in enabling broader real-world applications and highlights the transferability of these foundational skills to more complex domains.

Our contributions are summarized as follows:

- 1) We underscore the significance of geometric perception and introduce GePBench, a novel benchmark focusing on this fundamental perception ability of MLLMs.
- 2) We conduct extensive evaluations with 20 state-of-the-art models, identifying key technical challenges in geometric perception and providing insights into potential improvements.
- 3) We propose LLaVA-GeP, a model with upgraded visual capabilities, showing the potential to improve performance in real-world applications through enhanced geometric perception.

## 2 Related Work

### 2.1 Multimodal Large Language Models

In recent years, MLLMs have gained considerable attention for their ability to perform cross-modal understanding across a wide range of real-world tasks (Liu et al., 2023; Zhu et al., 2024; Yao et al., 2024; Chen et al., 2023b; Lu et al., 2024a; Tong et al., 2024a). These models typically consist of three main components: a visual encoder responsible for encoding the input image, a language model that enables textual understanding and reasoning, and a mapping module that translates visual features into textual representations. While they have shown remarkable success in real-life scenarios, their performance on foundational tasks, such as spatial perception and understanding geometric shapes, remains underexplored. This work aims to investigate whether MLLMs can perform well in

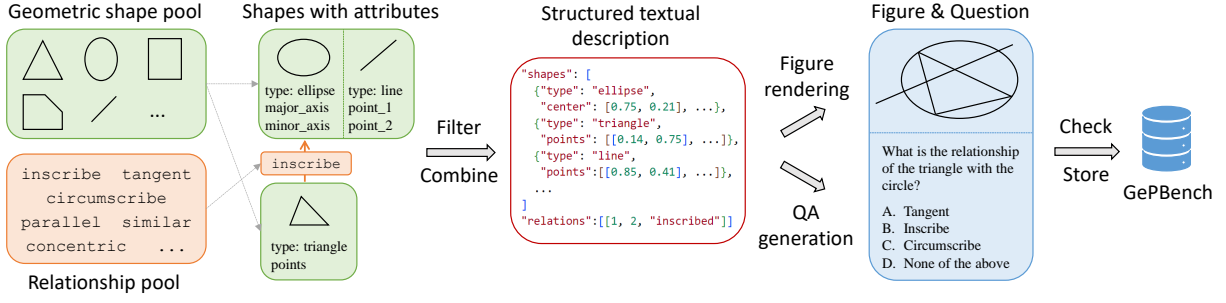


Figure 2: An overview of the data engine of GePBench.

geometric perception tasks.

## 2.2 Multimodal Benchmarks

The evaluation of MLLMs has been supported by a wide array of multimodal benchmarks, which primarily focus on assessing high-level vision capabilities. Early benchmarks like VQAv2 (Goyal et al., 2019), GQA (Hudson and Manning, 2019), and ScienceQA (Lu et al., 2022) were designed to evaluate specific tasks, including object identification, optical character recognition, and scientific diagram comprehension. Subsequent datasets extended these evaluations to encompass more complex reasoning tasks, such as commonsense reasoning (Luo et al., 2024; Chen et al., 2024b) and professional knowledge assessment (Yue et al., 2024; Lu et al., 2024b). Some benchmarks like MMBench (Liu et al., 2024b) and SeedBench (Li et al., 2023a), introduced hierarchical evaluation frameworks that assess both understanding and reasoning abilities across multiple levels of complexity.

A separate line of research has explored the mathematical reasoning capabilities of MLLMs, with some of them focusing on geometry-related tasks. Early works (Chen et al., 2021; Lu et al., 2021; Chen et al., 2022; Lu et al., 2024b) adapted images from mathematical textbooks or exams, creating questions centered on reasoning tasks like calculations, proof generation, and relationship inference. More recent approaches have automated the construction of these tasks (Deng et al., 2024; Zhang et al., 2024b). Nevertheless, these benchmarks primarily target long-chain mathematical reasoning and often overlook basic geometric perception, leaving a critical gap in our understanding of MLLMs’ foundational visual capabilities.

## 3 GePBench

GePBench is a novel benchmark designed to evaluate the geometric perception capabilities of

### Algorithm 1 Structured Description Generation

**Require:** Predefined shapes pool  $\mathcal{S}$  and relationships pool  $\mathcal{R}$ , maximum number of shapes per sample  $m$ , overlap threshold  $thres$

**Ensure:** A structured description sample  $D$

- 1: Initialize the set of shapes  $S \leftarrow \emptyset$ , the set of relationships  $R \leftarrow \emptyset$
- 2: **for**  $j = 1$  to  $\lfloor m/2 \rfloor$  **do**
- 3:    $s_1 \leftarrow \text{sample\_shape}(\mathcal{S})$
- 4:    $\text{randomize\_attributes}(s_1)$
- 5:   **if**  $\text{overlap\_area}(s_1, S) < thres$  **then**
- 6:      $S \leftarrow S \cup \{s_1\}$
- 7:   **end if**
- 8: **end for**
- 9: **for**  $s_1$  in  $S$  **do**
- 10:    $r \leftarrow \text{sample\_relationship}(\mathcal{R}, s_1)$
- 11:    $s_2 \leftarrow \text{generate\_shape}(r, s_1)$
- 12:    $\text{assign\_attributes}(s_2, r, s_1)$
- 13:   **if**  $\text{overlap\_area}(s_2, S) < thres$  **then**
- 14:      $S \leftarrow S \cup \{s_2\}$
- 15:      $R \leftarrow R \cup \{(s_1, s_2, r)\}$
- 16:   **end if**
- 17: **end for**
- 18:  $D \leftarrow (S, R)$
- 19: **return**  $D$

MLLMs. It leverages a data synthesis engine to generate structured textual descriptions of geometric figures, from which corresponding images and multiple-choice questions are constructed. Figure 2 shows an overview of the GePBench data engine.

### 3.1 Structured Description Generation

The foundation of GePBench lies in generating structured textual descriptions, which serve as the basis for both figure creation and question-answer generation. This process ensures consistency and precision in data construction.

Algorithm 1 describes the entire generation pro-

cess. To construct a comprehensive dataset for evaluating geometric perception, we begin by compiling a pool of commonly encountered basic geometric shapes. This pool includes 10 distinct geometric types: lines, ellipses, circles, triangles, quadrilaterals, pentagons, hexagons, rectangles, squares, and spirals. From this pool, we randomly sample shapes and assign them fundamental geometric attributes, i.e., size, position, and orientation.

To simulate real-world scenarios where multiple shapes interact and exhibit specific spatial relationships, we introduce a relationship pool consisting of 9 common geometric relationships (e.g., tangency, parallelism, and inscription). These relationships are sampled and enforced by adding new shapes to the figure, ensuring that the specified relationships are accurately preserved. The outcome of this process is a structured textual description that includes shape types, attributes, and spatial relationships between shapes.

### 3.2 Figure Rendering

The structured descriptions are then rendered into visual figures using the Matplotlib package (Hunter, 2007) in Python. To align with real-world conditions where noise might exist in collected images, we incorporate some visual noise into the figures with a probability of 0.5. These include Gaussian noise for the background, random disturbance and salt-and-pepper noise on shape outlines, and Perlin noise (Perlin, 1985) for closed shapes. Examples can be found in Appendix E.1. The added noise improves the fidelity of the benchmark by simulating real-world scenarios, leaving challenges for MLLMs under visually degraded conditions.

### 3.3 Question-Answer Generation

Once figures and textual descriptions are generated, template-based pipelines construct multiple-choice questions across six key aspects, including existence, counting, location, size, reference and relationship. Covering the capabilities of shape recognition, relationship understanding, and spatial awareness, these questions aim to provide a comprehensive evaluation on geometric perception.

Specifically, for any given figure, a question-answer (QA) pair is constructed by first randomly selecting a shape and formulating a question based on its geometric attributes. The ground truth answer is derived from the structured textual description of the figure, ensuring accuracy and consistency. To create multiple-choice questions, we gen-

erate plausible distractors, i.e., incorrect answers designed to challenge the model’s geometric perception abilities, and combine them with the correct answer into a set of four candidate choices. Finally, they are categorized into easy and hard levels according to whether the number of shapes is greater than four and whether noise is added in the figure. Details on different aspects and their associated generation strategies can be found in Appendix A.

### 3.4 Statistics and Analysis

According to the statistics, GePBench contains a total of 80K geometric figures and 285K multiple choice questions. The dataset sizes for 6 aspects are outlined in Figure 3 (b). GePBench features a diversity of geometric shapes and question types. Detailed statistics are presented in Figure 3 (a) (c), including the number of shapes per figure and question length, highlighting its balanced coverage across geometric types and question categories.

To validate the quality of the dataset, we conducted human evaluation with five undergraduate students who had basic training in geometry and mathematics. Each participant was asked to solve a subset containing 200 questions for each aspect in both the easy and hard splits of GePBench. The results, summarized in Table 1, reveal an average human accuracy of 99.3%, demonstrating that the tasks are intuitive and solvable for humans. Details are available in Appendix B.3.

Overall, GePBench provides a rigorous and diverse evaluation benchmark, challenging MLLMs with foundational geometric perception.

## 4 Experiments

### 4.1 Experimental Setup

**Evaluated models.** We perform a comprehensive evaluation on 20 multimodal LLMs, which are divided into 2 groups: closed-source models, including GPT-4o (OpenAI, 2023), Claude-3.5-Sonnet (Anthropic, 2024), Gemini-1.5-Pro (Google, 2023), and open-source models, including BLIP2 (Li et al., 2023b), InstructBLIP (Dai et al., 2023), MiniGPTv2 (Chen et al., 2023a), LLaVA-1.5 (Liu et al., 2024a), LLaVA-OneVision (Li et al., 2024), mPLUG-Owl3 (Ye et al., 2024), InternVL-2.5 (Chen et al., 2024c), MiniCPM-V-2.6 (Yao et al., 2024), GLM-4V (GLM et al., 2024), Mantis-Ideics2 (Jiang et al., 2024a), Qwen2-VL (Wang et al., 2024c), LLaMA-3.2-Vision (Meta, 2024). Appendix B.1 shows the details of these models.



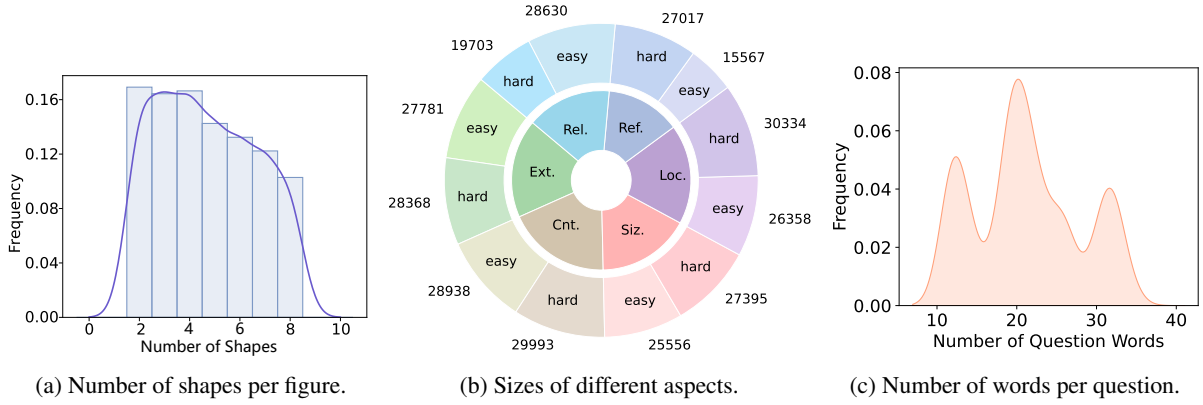


Figure 3: Key data distributions of GePBench.

**Evaluation setup.** All evaluations are conducted exclusively in a zero-shot manner. For a fair comparison, the temperature is set to 0 and the image resolution is set to 640x640 for all the models. Accuracy is adopted as the metric for each aspect. Detailed evaluation schemes and corresponding prompts are provided in Appendix B.2.

## 4.2 Main Result

The main experimental results are presented in Table 1. To compare the performance of the MLLMs on fundamental geometric perception GePBench and high-level multimodal semantic tasks, we also report OpenCompass results (Contributors, 2023), visualized in Figure 4. Our analysis reveals the following key observations:

**Both closed-source and open-source models face considerable challenges on GePBench.** The results of Table 1 indicate that even the most advanced closed-source models encounter significant challenges when evaluated on geometric perception tasks. Performance is especially low in the size and location aspects, where spatial awareness is emphasized. For instance, GPT-4o and Claude-3.5-Sonnet achieve accuracy rates of only 17.5% and 17.9% on the size aspect of the easy split, failing to surpass random guessing. While Gemini-1.5-pro performs best, it still fails to achieve consistently strong results. These findings underscore the challenges of geometric perception posed by our benchmark and highlight its value in testing the limitations of state-of-the-art systems. In comparison, open-source models perform even worse overall. Notable exceptions include LLaVA-OneVision, InternVL-2.5 and Qwen2-VL, whose performance is comparable to leading closed-source models. However, the majority of open-source models fall below 60%. This dis-

parity underscores the limitations of open-source models in geometric perception and the substantial room for improvement.

### Size and Location are generally more challenging than other aspects for current MLLMs.

Among geometric perception tasks, size and location prove the most difficult for both model types, reflecting deficiencies in spatial awareness. As shown in Table 1, even the top-performing Gemini-1.5-pro achieves only 44.0% accuracy on size-related questions and 71.5% on location-related questions in the hard split. Many other models fare worse, often falling below random guessing. This struggle likely stems from the design of modern visual encoders, which prioritize robustness in real-world image understanding by enforcing invariance to transformations like cropping and rotation (Anwar et al., 2015). While beneficial for general image recognition, these properties hinder precise spatial perception (Tu et al., 2024). Addressing this issue requires rethinking training paradigms to balance invariance with sensitivity to spatial details.

### Scaling model size yields limited improvements.

Unlike many real-world tasks where increasing model sizes results in significant performance gains, scaling has a more limited impact for most models on geometric perception tasks. For instance, as shown in Table 1, scaling LLaVA-1.5 from 4B to 13B results in a modest 1.6% improvement. Similarly, increasing the size of Qwen2-VL from 8B to 72B improves accuracy by only 5.5%, LLaVA-OneVision from 7B to 72B 5.0%, and InternVL from 7B to 78B 9.5%. These improvements are usually less pronounced than those observed on general benchmarks, as shown in Figure 4, where the gains are 2.4%, 7.8%, 8.9%, and 7.1%.

Model Class	Size	Avg.	Easy						Hard					
			Ext.	Cnt.	Siz.	Loc.	Ref.	Rel.	Ext.	Cnt.	Siz.	Loc.	Ref.	Rel.
Random guessing	-	25.0	25.0	25.0	25.0	25.0	25.0	25.0	25.0	25.0	25.0	25.0	25.0	25.0
Human	-	99.3	99.8	99.6	98.5	98.7	99.3	99.9	99.1	99.5	98.9	98.7	99.4	99.6
GPT-4o	-	59.3	<b>78.9</b>	62.6	17.5	68.4	78.6	70.7	71.7	55.7	20.0	67.6	68.0	52.2
Claude-3.5-Sonnet	-	50.3	76.2	69.6	17.9	55.3	62.5	64.5	<b>72.4</b>	57.8	16.9	24.9	30.4	54.7
Gemini-1.5-pro	-	<b>68.4</b>	72.7	<b>74.1</b>	<b>64.0</b>	<b>74.0</b>	<b>80.3</b>	<b>75.0</b>	66.9	<b>64.0</b>	<b>44.4</b>	<b>71.5</b>	<b>73.3</b>	<b>61.1</b>
BLIP2	3B	34.1	40.1	14.3	30.7	25.2	54.2	38.2	39.7	28.9	<b>35.1</b>	26.0	46.0	31.3
InstructBLIP	3B	34.1	40.9	26.4	20.4	26.7	59.4	41.8	42.1	23.7	15.0	28.8	52.3	31.5
MiniGPTv2	7B	31.4	29.8	42.6	28.2	24.6	33.7	32.7	27.5	40.4	28.1	26.2	31.9	30.6
LLaVA-1.5	7B	39.2	40.0	48.9	28.4	45.5	42.1	51.2	32.1	31.0	28.0	40.2	38.1	45.1
LLaVA-1.5	13B	40.8	46.2	57.4	13.0	51.9	52.0	47.4	37.3	39.4	11.4	49.5	45.1	39.2
LLaVA-OneVision	7B	56.7	61.7	72.8	29.8	57.8	77.4	64.5	57.8	55.7	31.3	57.1	71.3	43.6
LLaVA-OneVision	72B	<u>61.7</u>	75.8	<b>74.3</b>	25.0	62.2	81.2	76.7	67.9	58.7	24.0	65.1	76.6	52.9
mPLUG-Owl3	7B	46.8	56.7	66.3	26.1	33.0	62.0	53.4	56.3	54.5	21.4	33.7	60.7	37.8
InternVL-2.5	8B	55.7	68.7	64.8	15.4	64.2	72.8	63.8	64.7	52.0	20.8	67.2	62.0	51.6
InternVL-2.5	26B	<u>61.1</u>	70.6	64.1	25.5	63.2	81.3	74.1	67.2	56.8	27.4	<b>74.8</b>	73.6	55.1
InternVL-2.5	78B	<b>65.2</b>	75.7	72.1	<b>37.3</b>	72.6	80.9	<b>77.4</b>	<b>72.1</b>	<b>62.1</b>	25.3	73.3	<b>78.2</b>	<b>55.5</b>
MiniCPM-V-2.6	8B	57.4	68.9	69.8	33.5	58.6	78.6	53.4	61.9	54.8	29.8	58.7	74.6	46.2
GLM-4V	9B	54.2	64.2	73.9	20.2	52.7	80.9	62.7	50.7	54.3	19.1	54.4	72.6	44.9
Mantis-Idefics2	8B	47.5	60.0	65.9	15.6	43.0	68.4	49.5	56.3	50.0	13.9	48.7	63.9	35.2
Qwen2-VL	7B	56.5	65.8	72.3	22.6	62.2	<b>82.7</b>	62.4	59.7	55.2	17.6	60.6	74.5	42.3
Qwen2-VL	72B	<u>63.0</u>	<b>76.7</b>	71.9	25.1	<b>77.3</b>	<b>85.9</b>	70.1	67.3	57.2	25.1	73.4	76.5	49.1
LLaMA-3.2-Vision	90B	55.3	61.1	64.4	19.6	67.3	71.6	68.9	58.3	54.9	21.2	62.2	64.3	50.2

Table 1: Performance comparison of different MLLMs on GePBench (%). Ext, Cnt, Siz, Loc, Ref, Rel represent existence, counting, size, location, reference, relationship, and Avg is the average value of all the 12 following scores. Best scores for each group are in bold. Average scores that reach the passing threshold (60.0%) is underlined.

Encoder class	Resolution	Avg.	Easy						Hard					
			Ext.	Cnt.	Siz.	Loc.	Ref.	Rel.	Ext.	Cnt.	Siz.	Loc.	Ref.	Rel.
CLIP	224 <sup>2</sup>	37.4	35.4	44.2	21.6	49.2	<b>42.5</b>	50.5	31.8	26.8	21.0	46.5	36.1	43.4
CLIP	336 <sup>2</sup>	<b>39.2</b>	<b>40.0</b>	48.9	28.4	45.5	42.1	51.2	32.1	<b>31.0</b>	<b>28.0</b>	40.2	38.1	<b>45.1</b>
OpenCLIP	224 <sup>2</sup>	39.1	35.8	42.1	28.0	<b>53.6</b>	42.4	52.4	33.7	24.7	26.1	<b>49.4</b>	<b>39.3</b>	42.0
DINOv2	224 <sup>2</sup>	32.8	38.6	33.7	23.5	31.8	32.7	49.7	33.7	23.8	22.1	30.1	29.8	43.9
SigLIP	224 <sup>2</sup>	38.7	37.5	<b>49.4</b>	<b>28.6</b>	43.9	39.7	<b>53.7</b>	<b>35.6</b>	24.9	27.6	45.1	36.1	42.7
CLIP + DINOv2	224 <sup>2</sup> + 224 <sup>2</sup>	35.2	35.9	43.6	21.6	38.3	39.2	47.9	34.1	24.5	21.0	37.3	35.3	44.0
CLIP + DINOv2	336 <sup>2</sup> + 224 <sup>2</sup>	33.3	34.4	30.0	27.4	28.5	38.2	52.8	33.1	16.8	25.7	29.8	37.7	44.6

Table 2: Performance comparison of LLaVA-1.5-7B with different visual encoders (%). Best scores are in bold.

### 4.3 Ablation Analyses

This section examines the factors influencing model performance, focusing on both data attributes and the components of MLLMs. The analyses on the impact of noise are in Appendix E.2.

#### 4.3.1 Impact of the Number of Shapes

The number of geometric shapes per figure can significantly affect model performance. A higher number of shapes increases the complexity of the figure and offers more challenges in visual perception. To investigate this, we categorize the questions in GePBench based on the number of shapes and evaluate model performance across these groups.

The results, shown in Figure 5, reveal a general decline in performance as the number of shapes

increases. This trend aligns with our expectation that figures with more shapes generally demand a greater capacity for geometric perception. Such findings underscore the need for models to develop stronger foundational visual perception skills to handle more complex geometric inputs.

#### 4.3.2 Impact of Visual Encoders

As discussed in Section 2.1, visual encoders are central to the visual perception capabilities of MLLMs. To assess their influence, we experiment with the LLaVA-1.5-7B model using various visual encoders, including CLIP-ViT-L, CLIP-ViT-L-336 (Radford et al., 2021), OpenCLIP-ViT-L (Cherti et al., 2023), DINOv2 (Oquab et al., 2024) and SigLIP (Zhai et al., 2023). Additionally, follow-

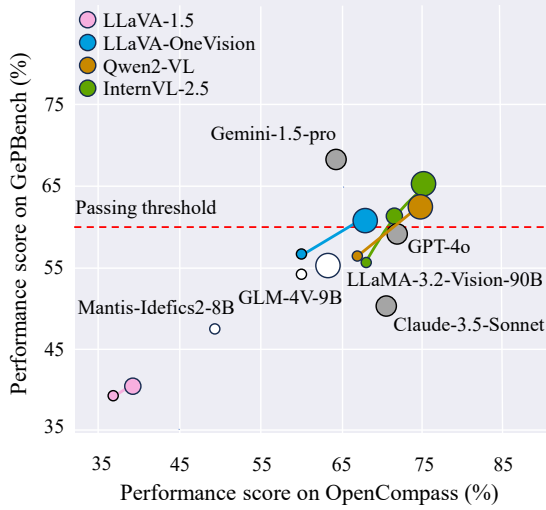


Figure 4: Performance comparison of representative models on GePBench and OpenCompass. Larger dots indicate larger model sizes. Passing threshold denotes 60.0% accuracy.

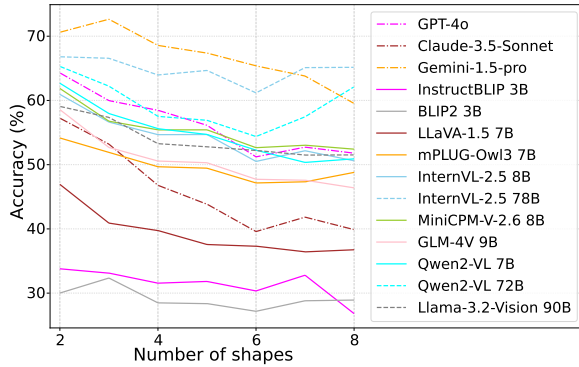


Figure 5: Comparison of the average accuracy of representative models on questions categorized by different number of geometric shapes in the figure.

ing the empirical best practice (Tong et al., 2024b; Yang et al., 2024), we evaluate mixed configurations where outputs from both the CLIP-ViT-L and DINOv2 encoders are fed into the LLM backbone. The checkpoints for these models are sourced from Yang et al. (2024) and evaluated on GePBench. The results, summarized in Table 2, provide the following insights:

- 1) A comparison between CLIP-ViT-L and CLIP-ViT-L-336 suggests that higher resolution enhances fine-grained recognition but may compromise spatial accuracy, as it improves performance in all aspects of geometric perception except for location.
- 2) Different encoders exhibit distinct strengths, excelling in different aspects of geometric percep-

tion as indicated by their varying performance across tasks.

- 3) Contrary to tasks that require high-level vision semantics capabilities (Tong et al., 2024a; Yang et al., 2024), Mixed encoders underperform in fundamental geometric perception. This may be attributed to the additional complexity of positional embeddings introduced by a larger number of image tokens from multiple encoders, resulting in degraded spatial awareness.

For a more detailed discussion, please refer to Appendix C.

#### 4.4 Gaps Between MLLM and Human

To assess how well state-of-the-art MLLMs measure up to human performance, we compare their capabilities across diverse benchmarks, namely A-Bench (Zhang et al., 2024d), BLINK (Fu et al., 2024), CODIS (Luo et al., 2024), HR-Bench (Wang et al., 2024d), II-Bench (Liu et al., 2025), M<sup>3</sup>CoT (Chen et al., 2024b), MARVEL (Jiang et al., 2024b), MathVerse (Zhang et al., 2024a), MathVista (Lu et al., 2024b), MMMU (Yue et al., 2024), MuirBench (Wang et al., 2024a), Q-Bench (Wu et al., 2024), UNIAA (Zhou et al., 2024), VCR (Zhang et al., 2024c), and WinoGround (Thrush et al., 2022). These benchmarks span visual understanding and inference, visual reasoning, detailed understanding of real-world images, mathematics, and other integrated tasks. For consistency, we use performance data from GPT-4o and the human average. When GPT-4o data is unavailable, we substitute with GPT-4V. Since GPT-4o generally outperforms GPT-4V, the actual performance gap will be smaller. Detailed data collection methods are outlined in Appendix F.

Figure 7 visualizes the results. The x-axis represents average human scores on various benchmarks, with higher values indicating easier tasks for humans. The y-axis denotes the performance gap between MLLMs and humans, where larger values represent greater MLLM underperformance. The analysis reveals that geometric perception emerges as a particularly notable task: despite being simplest for humans, it presents a considerable challenge for MLLMs. Humans achieve near-perfect accuracy on the straightforward multiple-choice questions, yet the powerful GPT-4o lag by more than 40%. This pronounced gap underscores the critical need to enhance MLLMs’ geometric perception capabilities to bridge this persistent divide.

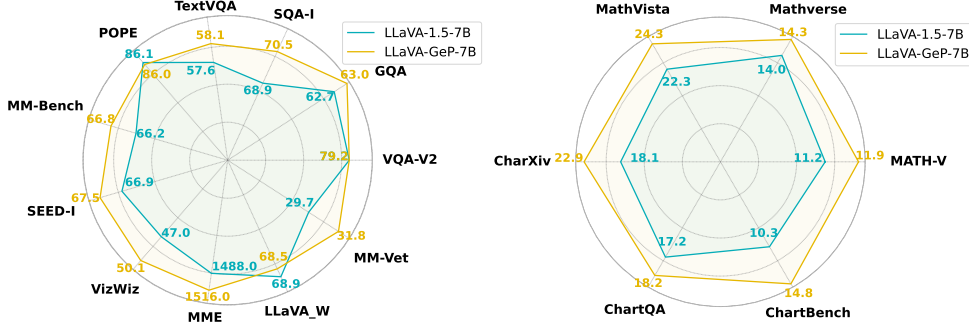


Figure 6: Performance comparison of LLaVA-1.5-7B and LLaVA-GeP-7B across general datasets (left) and specialized benchmarks (right) on Math and Chart.

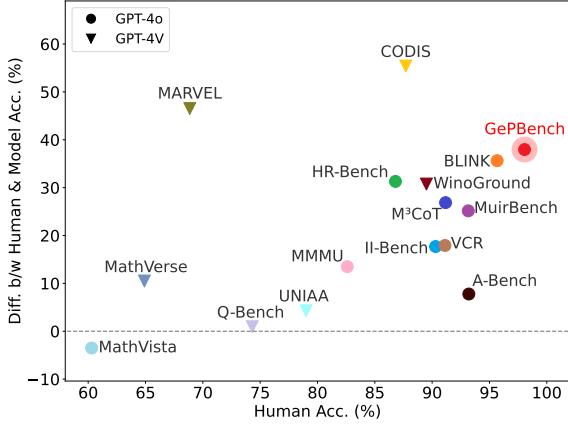


Figure 7: Human performance (x-axis) versus the performance gap between leading MLLMs and humans (y-axis) across various multimodal benchmarks. Larger y-values indicate tasks where MLLMs underperform significantly compared to humans.

#### 4.5 Benefits for Downstream Tasks

To explore the broader impact of geometric perception on downstream multimodal tasks, we utilize the data constructed by our data engine to train LLaVA-GeP-7B, a multimodal large language model based on the LLaVA-1.5-7B architecture.

Specifically, we construct a training dataset using the data engine of GePBench, following the two-stage training procedure in LLaVA. In addition to figures and question-answer pairs, we generate captions for the figures as pretraining data in the first stage with the help of LLMs. The multiple-choice questions are directly utilized as instruction-tuning data in the second stage. Finally, 300K and 240K samples are obtained and mixed with the original LLaVA training data for pretraining and instruction tuning respectively.

The trained model, LLaVA-GeP-7B, is evaluated on a wide range of tasks. These tasks encompass both general benchmarks consistent with

those used in the original LLaVA evaluation, and specialized benchmarks focused on domains such as mathematics and chart interpretation, which are inherently closer to geometric perception. More information on training, implementation and evaluation are provided in Appendix D.

The results, visualized in Figure 6, show general improvements across the evaluated tasks. Notably, tasks demanding spatial awareness, abstract visual understanding and scientific diagram comprehension, such as MME-Perception, MM-Vet, ScienceQA-Image, exhibit considerable gains. A closer analysis of SeedBench and MMBench results reveals that most improvements are concentrated in categories of instance interaction, counting, and spatial localization. These results suggest that training on geometric perception data enhances the model’s ability to discriminate relationships and understand spatial configurations, which benefits effectively real-world scenarios where high-level skills are required.

Overall, these findings underscore the foundational role of geometric perception in enabling diverse downstream applications, highlighting its value in advancing multimodal learning.

## 5 Conclusion

In this paper, we introduce GePBench, a large-scale benchmark dataset specifically designed to evaluate geometric perception for MLLMs. Extensive experiments highlight substantial room for improvement, as even state-of-the-art models fail to achieve satisfactory results. Our analysis of visual encoders provides insights into structural design. Additionally, we demonstrate that enhancing geometric perception contributes to improved performance on a variety of multimodal tasks, underscoring its foundational importance.



## Limitations

Our work has two primary limitations. First, while we evaluate up to 20 representative MLLMs, including both closed-source and open-source models, there may be other models deserving analysis. Second, although our evaluation dataset comprises 285K multiple-choice questions, its size could be further expanded to enhance robustness and provide more comprehensive evaluation results.

## References

- Anthropic. 2024. [Introducing claude 3.5 sonnet](#).
- Hafeez Anwar, Sebastian Zambanini, and Martin Kampel. 2015. [Efficient scale- and rotation-invariant encoding of visual words for image classification](#). *IEEE Signal Processing Letters*, 22(10):1762–1765.
- Jinze Bai, Shuai Bai, Shusheng Yang, Shijie Wang, Sinan Tan, Peng Wang, Junyang Lin, Chang Zhou, and Jingren Zhou. 2023. [Qwen-vl: A frontier large vision-language model with versatile abilities](#). *CoRR*, abs/2308.12966.
- Andrea Barucci, Giulia Ciacci, Pietro Liò, Tiago Azevedo, Andrea Di Cencio, Marco Merella, Giovanni Bianucci, Giulia Bosio, Simone Casati, and Alberto Collareta. 2024. [Artificial intelligence-powered fossil shark tooth identification: Unleashing the potential of convolutional neural networks](#). *Preprint*, arXiv:2405.04189.
- Jiaqi Chen, Tong Li, Jinghui Qin, Pan Lu, Liang Lin, Chongyu Chen, and Xiaodan Liang. 2022. [Unigeo: Unifying geometry logical reasoning via reformulating mathematical expression](#). In *Proceedings of the 2022 Conference on Empirical Methods in Natural Language Processing, EMNLP 2022, Abu Dhabi, United Arab Emirates, December 7-11, 2022*, pages 3313–3323. Association for Computational Linguistics.
- Jiaqi Chen, Jianheng Tang, Jinghui Qin, Xiaodan Liang, Lingbo Liu, Eric P. Xing, and Liang Lin. 2021. [Geoqa: A geometric question answering benchmark towards multimodal numerical reasoning](#). In *Findings of the Association for Computational Linguistics: ACL/IJCNLP 2021, Online Event, August 1-6, 2021*, volume ACL/IJCNLP 2021 of *Findings of ACL*, pages 513–523. Association for Computational Linguistics.
- Jun Chen, Deyao Zhu, Xiaoqian Shen, Xiang Li, Zechun Liu, Pengchuan Zhang, Raghuraman Krishnamoorthi, Vikas Chandra, Yunyang Xiong, and Mohamed Elhoseiny. 2023a. [Minigpt-v2: large language model as a unified interface for vision-language multi-task learning](#). *CoRR*, abs/2310.09478.
- Qi Chen, Ruoshan Zhao, Sinuo Wang, Vu Minh Hieu Phan, Anton van den Hengel, Johan Verjans, Zhibin Liao, Minh-Son To, Yong Xia, Jian Chen, Yutong Xie, and Qi Wu. 2024a. [A survey of medical vision-and-language applications and their techniques](#). *Preprint*, arXiv:2411.12195.
- Qiguang Chen, Libo Qin, Jin Zhang, Zhi Chen, Xiao Xu, and Wanxiang Che. 2024b. [M<sup>3</sup>cot: A novel benchmark for multi-domain multi-step multi-modal chain-of-thought](#). *CoRR*, abs/2405.16473.
- Zhe Chen, Weiyun Wang, Yue Cao, Yangzhou Liu, Zhangwei Gao, Erfei Cui, Jinguo Zhu, Shenglong Ye, Hao Tian, Zhaoyang Liu, et al. 2024c. [Expanding performance boundaries of open-source multimodal models with model, data, and test-time scaling](#). *arXiv preprint arXiv:2412.05271*.
- Zhe Chen, Jiannan Wu, Wenhai Wang, Weijie Su, Guo Chen, Sen Xing, Muyan Zhong, Qinglong Zhang, Xizhou Zhu, Lewei Lu, Bin Li, Ping Luo, Tong Lu, Yu Qiao, and Jifeng Dai. 2023b. [Internvl: Scaling up vision foundation models and aligning for generic visual-linguistic tasks](#). *CoRR*, abs/2312.14238.
- Mehdi Cherti, Romain Beaumont, Ross Wightman, Mitchell Wortsman, Gabriel Ilharco, Cade Gordon, Christoph Schuhmann, Ludwig Schmidt, and Jenia Jitsev. 2023. [Reproducible scaling laws for contrastive language-image learning](#). In *IEEE/CVF Conference on Computer Vision and Pattern Recognition, CVPR 2023, Vancouver, BC, Canada, June 17-24, 2023*, pages 2818–2829. IEEE.
- OpenCompass Contributors. 2023. [Opencompass: A universal evaluation platform for foundation models](#). <https://github.com/open-compass/opencompass>.
- Wenliang Dai, Junnan Li, Dongxu Li, Anthony Meng Huat Tiong, Junqi Zhao, Weisheng Wang, Boyang Li, Pascale Fung, and Steven C. H. Hoi. 2023. [Instructblip: Towards general-purpose vision-language models with instruction tuning](#). In *Advances in Neural Information Processing Systems 36: Annual Conference on Neural Information Processing Systems 2023, NeurIPS 2023, New Orleans, LA, USA, December 10 - 16, 2023*.
- Linger Deng, Yuliang Liu, Bohan Li, Dongliang Luo, Liang Wu, Chengquan Zhang, Pengyuan Lyu, Ziyang Zhang, Gang Zhang, Errui Ding, Yingying Zhu, and Xiang Bai. 2024. [R-cot: Reverse chain-of-thought problem generation for geometric reasoning in large multimodal models](#). *CoRR*, abs/2410.17885.
- Chaoyou Fu, Peixian Chen, Yunhang Shen, Yulei Qin, Mengdan Zhang, Xu Lin, Zhenyu Qiu, Wei Lin, Jinrui Yang, Xiaowu Zheng, Ke Li, Xing Sun, and Rongrong Ji. 2023. [MME: A comprehensive evaluation benchmark for multimodal large language models](#). *CoRR*, abs/2306.13394.
- Xingyu Fu, Yushi Hu, Bangzheng Li, Yu Feng, Haoyu Wang, Xudong Lin, Dan Roth, Noah A. Smith, Wei-Chiu Ma, and Ranjay Krishna. 2024. [Blink: Multimodal large language models can see but not perceive](#). *Preprint*, arXiv:2404.12390.

- Team GLM, Aohan Zeng, Bin Xu, Bowen Wang, Chenhui Zhang, Da Yin, Diego Rojas, Guanyu Feng, Hanlin Zhao, Hanyu Lai, Hao Yu, Hongning Wang, Jiadai Sun, Jiajie Zhang, Jiale Cheng, Jiayi Gui, Jie Tang, Jing Zhang, Juanzi Li, Lei Zhao, Lindong Wu, Lucen Zhong, Mingdao Liu, Minlie Huang, Peng Zhang, Qinkai Zheng, Rui Lu, Shuaiqi Duan, Shudan Zhang, Shulin Cao, Shuxun Yang, Weng Lam Tam, Wenyi Zhao, Xiao Liu, Xiao Xia, Xiaohan Zhang, Xiaotao Gu, Xin Lv, Xinghan Liu, Xinyi Liu, Xinyue Yang, Xixuan Song, Xunkai Zhang, Yifan An, Yifan Xu, Yilin Niu, Yuantao Yang, Yueyan Li, Yushi Bai, Yuxiao Dong, Zehan Qi, Zhaoyu Wang, Zhen Yang, Zhengxiao Du, Zhenyu Hou, and Zihan Wang. 2024. [Chatglm: A family of large language models from glm-130b to glm-4 all tools](#). *Preprint*, arXiv:2406.12793.
- Google. 2023. [Gemini: A family of highly capable multimodal models](#). *CoRR*, abs/2312.11805.
- Yash Goyal, Tejas Khot, Aishwarya Agrawal, Douglas Summers-Stay, Dhruv Batra, and Devi Parikh. 2019. [Making the V in VQA matter: Elevating the role of image understanding in visual question answering](#). *Int. J. Comput. Vis.*, 127(4):398–414.
- Danna Gurari, Qing Li, Abigale J. Stangl, Anhong Guo, Chi Lin, Kristen Grauman, Jiebo Luo, and Jeffrey P. Bigham. 2018. [Vizwiz grand challenge: Answering visual questions from blind people](#). In *2018 IEEE Conference on Computer Vision and Pattern Recognition, CVPR 2018, Salt Lake City, UT, USA, June 18-22, 2018*, pages 3608–3617. Computer Vision Foundation / IEEE Computer Society.
- Chengbin Hou, Xinyu Lin, Hanhui Huang, Sheng Xu, Junxuan Fan, Yukun Shi, and Hairong Lv. 2023. [Fossil image identification using deep learning ensembles of data augmented multiviews](#). *Methods in Ecology and Evolution*, 14(12):3020–3034.
- Drew A. Hudson and Christopher D. Manning. 2019. [GQA: A new dataset for real-world visual reasoning and compositional question answering](#). In *IEEE Conference on Computer Vision and Pattern Recognition, CVPR 2019, Long Beach, CA, USA, June 16-20, 2019*, pages 6700–6709. Computer Vision Foundation / IEEE.
- J. D. Hunter. 2007. [Matplotlib: A 2d graphics environment](#). *Computing in Science & Engineering*, 9(3):90–95.
- Dongfu Jiang, Xuan He, Huaye Zeng, Cong Wei, Max W.F. Ku, Qian Liu, and Wenhui Chen. 2024a. [Mantis: Interleaved multi-image instruction tuning](#). *Transactions on Machine Learning Research*, 2024.
- Yifan Jiang, Jiarui Zhang, Kexuan Sun, Zhivar Sourati, Kian Ahrabian, Kaixin Ma, Filip Ilievski, and Jay Pujara. 2024b. [Marvel: Multidimensional abstraction and reasoning through visual evaluation and learning](#). *Preprint*, arXiv:2404.13591.
- Mehran Kazemi, Hamidreza Alvari, Ankit Anand, Jialin Wu, Xi Chen, and Radu Soricut. 2023. [Geomverse: A systematic evaluation of large models for geometric reasoning](#). *CoRR*, abs/2312.12241.
- Wasif Khan, Seowung Leem, Kyle B. See, Joshua K. Wong, Shaoting Zhang, and Ruogu Fang. 2024. [A comprehensive survey of foundation models in medicine](#). *Preprint*, arXiv:2406.10729.
- Bo Li, Yuanhan Zhang, Dong Guo, Renrui Zhang, Feng Li, Hao Zhang, Kaichen Zhang, Yanwei Li, Ziwei Liu, and Chunyuan Li. 2024. [Llava-onevision: Easy visual task transfer](#).
- Bohao Li, Rui Wang, Guangzhi Wang, Yuying Ge, Yixiao Ge, and Ying Shan. 2023a. [Seed-bench: Benchmarking multimodal llms with generative comprehension](#). *CoRR*, abs/2307.16125.
- Junnan Li, Dongxu Li, Silvio Savarese, and Steven Hoi. 2023b. [BLIP-2: Bootstrapping language-image pre-training with frozen image encoders and large language models](#). In *Proceedings of the 40th International Conference on Machine Learning*, volume 202 of *Proceedings of Machine Learning Research*, pages 19730–19742. PMLR.
- Yifan Li, Yifan Du, Kun Zhou, Jinpeng Wang, Wayne Xin Zhao, and Ji-Rong Wen. 2023c. [Evaluating object hallucination in large vision-language models](#). In *Proceedings of the 2023 Conference on Empirical Methods in Natural Language Processing, EMNLP 2023, Singapore, December 6-10, 2023*, pages 292–305. Association for Computational Linguistics.
- Haotian Liu, Chunyuan Li, Yuheng Li, and Yong Jae Lee. 2024a. [Improved baselines with visual instruction tuning](#). In *IEEE/CVF Conference on Computer Vision and Pattern Recognition, CVPR 2024, Seattle, WA, USA, June 16-22, 2024*, pages 26286–26296. IEEE.
- Haotian Liu, Chunyuan Li, Qingyang Wu, and Yong Jae Lee. 2023. [Visual instruction tuning](#). In *Advances in Neural Information Processing Systems 36: Annual Conference on Neural Information Processing Systems 2023, NeurIPS 2023, New Orleans, LA, USA, December 10 - 16, 2023*.
- Yuan Liu, Haodong Duan, Yuanhan Zhang, Bo Li, Songyang Zhang, Wangbo Zhao, Yike Yuan, Jiaqi Wang, Conghui He, Ziwei Liu, Kai Chen, and Dahua Lin. 2024b. [Mmbench: Is your multi-modal model an all-around player?](#) In *Computer Vision - ECCV 2024 - 18th European Conference, Milan, Italy, September 29-October 4, 2024, Proceedings, Part VI*, volume 15064 of *Lecture Notes in Computer Science*, pages 216–233. Springer.
- Ziqiang Liu, Feiteng Fang, Xi Feng, Xinrun Du, Chenhao Zhang, Zekun Wang, Yuelin Bai, Qixuan Zhao, Liyang Fan, Chengguang Gan, Hongquan Lin, Jiaming Li, Yuansheng Ni, Haihong Wu, Yaswanth Narsupalli, Zhigang Zheng, Chengming Li, Xiping

- Hu, Ruifeng Xu, Xiaojun Chen, Min Yang, Jiaheng Liu, Ruibo Liu, Wenhao Huang, Ge Zhang, and Shiwen Ni. 2025. [li-bench: An image implication understanding benchmark for multimodal large language models](#). *Preprint*, arXiv:2406.05862.
- Haoyu Lu, Wen Liu, Bo Zhang, Bingxuan Wang, Kai Dong, Bo Liu, Jingxiang Sun, Tongzheng Ren, Zhuoshu Li, Hao Yang, Yaofeng Sun, Chengqi Deng, Hanwei Xu, Zhenda Xie, and Chong Ruan. 2024a. [Deepseek-vl: Towards real-world vision-language understanding](#). *Preprint*, arXiv:2403.05525.
- Pan Lu, Hritik Bansal, Tony Xia, Jiacheng Liu, Chunyuan Li, Hannaneh Hajishirzi, Hao Cheng, Kai-Wei Chang, Michel Galley, and Jianfeng Gao. 2024b. [Mathvista: Evaluating mathematical reasoning of foundation models in visual contexts](#). In *The Twelfth International Conference on Learning Representations, ICLR 2024, Vienna, Austria, May 7-11, 2024*. OpenReview.net.
- Pan Lu, Ran Gong, Shibiao Jiang, Liang Qiu, Siyuan Huang, Xiaodan Liang, and Song-Chun Zhu. 2021. [Inter-gps: Interpretable geometry problem solving with formal language and symbolic reasoning](#). In *Proceedings of the 59th Annual Meeting of the Association for Computational Linguistics and the 11th International Joint Conference on Natural Language Processing, ACL/IJCNLP 2021, (Volume 1: Long Papers), Virtual Event, August 1-6, 2021*, pages 6774–6786. Association for Computational Linguistics.
- Pan Lu, Swaroop Mishra, Tanglin Xia, Liang Qiu, Kai-Wei Chang, Song-Chun Zhu, Øyvind Tafjord, Peter Clark, and Ashwin Kalyan. 2022. [Learn to explain: Multimodal reasoning via thought chains for science question answering](#). In *Advances in Neural Information Processing Systems 35: Annual Conference on Neural Information Processing Systems 2022, NeurIPS 2022, New Orleans, LA, USA, November 28 - December 9, 2022*.
- Fuwen Luo, Chi Chen, Zihao Wan, Zhaolu Kang, Qidong Yan, Yingjie Li, Xiaolong Wang, Siyu Wang, Ziyue Wang, Xiaoyue Mi, Peng Li, Ning Ma, Maosong Sun, and Yang Liu. 2024. [Codis: Benchmarking context-dependent visual comprehension for multimodal large language models](#). *Preprint*, arXiv:2402.13607.
- Ahmed Masry, Do Long, Jia Qing Tan, Shafiq Joty, and Enamul Hoque. 2022. [ChartQA: A benchmark for question answering about charts with visual and logical reasoning](#). In *Findings of the Association for Computational Linguistics: ACL 2022*, pages 2263–2279, Dublin, Ireland. Association for Computational Linguistics.
- Meta. 2024. [Llama 3.2: Revolutionizing edge ai and vision with open, customizable models](#).
- OpenAI. 2023. [GPT-4 technical report](#). *CoRR*, abs/2303.08774.
- Maxime Oquab, Timothée Darcet, Théo Moutakanni, Huy V. Vo, Marc Szafraniec, Vasil Khalidov, Pierre Fernandez, Daniel Haziza, Francisco Massa, Alaaeldin El-Nouby, Mido Assran, Nicolas Ballas, Wojciech Galuba, Russell Howes, Po-Yao Huang, Shang-Wen Li, Ishan Misra, Michael Rabbat, Vasu Sharma, Gabriel Synnaeve, Hu Xu, Hervé Jégou, Julien Mairal, Patrick Labatut, Armand Joulin, and Piotr Bojanowski. 2024. [Dinov2: Learning robust visual features without supervision](#). *Trans. Mach. Learn. Res.*, 2024.
- Ken Perlin. 1985. [An image synthesizer](#). In *Proceedings of the 12th Annual Conference on Computer Graphics and Interactive Techniques, SIGGRAPH '85*, page 287–296, New York, NY, USA. Association for Computing Machinery.
- Alec Radford, Jong Wook Kim, Chris Hallacy, Aditya Ramesh, Gabriel Goh, Sandhini Agarwal, Girish Sastry, Amanda Askell, Pamela Mishkin, Jack Clark, Gretchen Krueger, and Ilya Sutskever. 2021. [Learning transferable visual models from natural language supervision](#). In *Proceedings of the 38th International Conference on Machine Learning, ICML 2021, 18-24 July 2021, Virtual Event*, volume 139 of *Proceedings of Machine Learning Research*, pages 8748–8763. PMLR.
- Amanpreet Singh, Vivek Natarajan, Meet Shah, Yu Jiang, Xinlei Chen, Dhruv Batra, Devi Parikh, and Marcus Rohrbach. 2019. [Towards VQA models that can read](#). In *IEEE Conference on Computer Vision and Pattern Recognition, CVPR 2019, Long Beach, CA, USA, June 16-20, 2019*, pages 8317–8326. Computer Vision Foundation / IEEE.
- Qwen Team. 2024. [Qwen2.5: A party of foundation models](#).
- Tristan Thrush, Ryan Jiang, Max Bartolo, Amanpreet Singh, Adina Williams, Douwe Kiela, and Candace Ross. 2022. [Winoground: Probing vision and language models for visio-linguistic compositionality](#). *Preprint*, arXiv:2204.03162.
- Shengbang Tong, Ellis Brown, Penghao Wu, Sanghyun Woo, Manoj Middepogu, Sai Charitha Akula, Jihan Yang, Shusheng Yang, Adithya Iyer, Xichen Pan, Austin Wang, Rob Fergus, Yann LeCun, and Saining Xie. 2024a. [Cambrian-1: A fully open, vision-centric exploration of multimodal llms](#).
- Shengbang Tong, Zhuang Liu, Yuexiang Zhai, Yi Ma, Yann LeCun, and Saining Xie. 2024b. [Eyes wide shut? exploring the visual shortcomings of multimodal llms](#). *Preprint*, arXiv:2401.06209.
- Weijie Tu, Weijian Deng, and Tom Gedeon. 2024. [Toward a holistic evaluation of robustness in clip models](#). *Preprint*, arXiv:2410.01534.
- Fei Wang, Xingyu Fu, James Y. Huang, Zekun Li, Qin Liu, Xiaogeng Liu, Mingyu Derek Ma, Nan Xu, Wenxuan Zhou, Kai Zhang, Tianyi Lorena Yan,



- Wenjie Jacky Mo, Hsiang-Hui Liu, Pan Lu, Chunyuan Li, Chaowei Xiao, Kai-Wei Chang, Dan Roth, Sheng Zhang, Hoifung Poon, and Muhao Chen. 2024a. [Muirbench: A comprehensive benchmark for robust multi-image understanding](#). *Preprint*, arXiv:2406.09411.
- Ke Wang, Juntong Pan, Weikang Shi, Zimu Lu, Mingjie Zhan, and Hongsheng Li. 2024b. [Measuring multimodal mathematical reasoning with math-vision dataset](#). *Preprint*, arXiv:2402.14804.
- Peng Wang, Shuai Bai, Sinan Tan, Shijie Wang, Zhihao Fan, Jinze Bai, Keqin Chen, Xuejing Liu, Jialin Wang, Wenbin Ge, Yang Fan, Kai Dang, Mengfei Du, Xuancheng Ren, Rui Men, Dayiheng Liu, Chang Zhou, Jingren Zhou, and Junyang Lin. 2024c. [Qwen2-vl: Enhancing vision-language model’s perception of the world at any resolution](#). *CoRR*, abs/2409.12191.
- Wenbin Wang, Liang Ding, Minyan Zeng, Xiabin Zhou, Li Shen, Yong Luo, and Dacheng Tao. 2024d. [Divide, conquer and combine: A training-free framework for high-resolution image perception in multimodal large language models](#). *Preprint*, arXiv:2408.15556.
- Zirui Wang, Mengzhou Xia, Luxi He, Howard Chen, Yitao Liu, Richard Zhu, Kaiqu Liang, Xindi Wu, Hao-tian Liu, Sadhika Malladi, Alexis Chevalier, Sanjeev Arora, and Danqi Chen. 2024e. [Charxiv: Charting gaps in realistic chart understanding in multimodal llms](#). *arXiv preprint arXiv:2406.18521*.
- Haoning Wu, Zicheng Zhang, Erli Zhang, Chaofeng Chen, Liang Liao, Annan Wang, Chunyi Li, Wenxiu Sun, Qiong Yan, Guangtao Zhai, and Weisi Lin. 2024. [Q-bench: A benchmark for general-purpose foundation models on low-level vision](#). *Preprint*, arXiv:2309.14181.
- Zhengzhuo Xu, Sinan Du, Yiyang Qi, Chengjin Xu, Chun Yuan, and Jian Guo. 2023. [Chartbench: A benchmark for complex visual reasoning in charts](#). *ArXiv*, abs/2312.15915.
- Lawrence K. Q. Yan, Qian Niu, Ming Li, Yichao Zhang, Caitlyn Heqi Yin, Cheng Fei, Benji Peng, Ziqian Bi, Pohsun Feng, Keyu Chen, Tianyang Wang, Yunze Wang, Silin Chen, Ming Liu, and Junyu Liu. 2024. [Large language model benchmarks in medical tasks](#). *Preprint*, arXiv:2410.21348.
- Shijia Yang, Bohan Zhai, Quanzeng You, Jianbo Yuan, Hongxia Yang, and Chenfeng Xu. 2024. [Law of vision representation in mllms](#). *CoRR*, abs/2408.16357.
- Yuan Yao, Tianyu Yu, Ao Zhang, Chongyi Wang, Junbo Cui, Hongji Zhu, Tianchi Cai, Haoyu Li, Weilin Zhao, Zhihui He, Qianyu Chen, Huarong Zhou, Zhensheng Zou, Haoye Zhang, Shengding Hu, Zhi Zheng, Jie Zhou, Jie Cai, Xu Han, Guoyang Zeng, Dahai Li, Zhiyuan Liu, and Maosong Sun. 2024. [Minicpm-v: A GPT-4V level MLLM on your phone](#). *CoRR*, abs/2408.01800.
- Jiabo Ye, Haiyang Xu, Haowei Liu, Anwen Hu, Ming Yan, Qi Qian, Ji Zhang, Fei Huang, and Jingren Zhou. 2024. [mplug-owl3: Towards long image-sequence understanding in multi-modal large language models](#). *Preprint*, arXiv:2408.04840.
- Weihao Yu, Zhengyuan Yang, Linjie Li, Jianfeng Wang, Kevin Lin, Zicheng Liu, Xinchao Wang, and Lijuan Wang. 2024. [Mm-vet: Evaluating large multimodal models for integrated capabilities](#). In *Forty-first International Conference on Machine Learning, ICML 2024, Vienna, Austria, July 21-27, 2024*. OpenReview.net.
- Xiang Yue, Yuansheng Ni, Tianyu Zheng, Kai Zhang, Ruochi Liu, Ge Zhang, Samuel Stevens, Dongfu Jiang, Weiming Ren, Yuxuan Sun, Cong Wei, Botao Yu, Ruibin Yuan, Renliang Sun, Ming Yin, Boyuan Zheng, Zhenzhu Yang, Yibo Liu, Wenhao Huang, Huan Sun, Yu Su, and Wenhui Chen. 2024. [MMM-U: A massive multi-discipline multimodal understanding and reasoning benchmark for expert AGI](#). In *IEEE/CVF Conference on Computer Vision and Pattern Recognition, CVPR 2024, Seattle, WA, USA, June 16-22, 2024*, pages 9556–9567. IEEE.
- Xiaohua Zhai, Basil Mustafa, Alexander Kolesnikov, and Lucas Beyer. 2023. [Sigmoid loss for language image pre-training](#). In *IEEE/CVF International Conference on Computer Vision, ICCV 2023, Paris, France, October 1-6, 2023*, pages 11941–11952. IEEE.
- Renrui Zhang, Dongzhi Jiang, Yichi Zhang, Haokun Lin, Ziyu Guo, Pengshuo Qiu, Aojun Zhou, Pan Lu, Kai-Wei Chang, Yu Qiao, Peng Gao, and Hongsheng Li. 2024a. [MATHVERSE: does your multi-modal LLM truly see the diagrams in visual math problems?](#) In *Computer Vision - ECCV 2024 - 18th European Conference, Milan, Italy, September 29-October 4, 2024, Proceedings, Part VIII*, volume 15066 of *Lecture Notes in Computer Science*, pages 169–186. Springer.
- Renrui Zhang, Xinyu Wei, Dongzhi Jiang, Yichi Zhang, Ziyu Guo, Chengzhuo Tong, Jiaming Liu, Aojun Zhou, Bin Wei, Shanghang Zhang, Peng Gao, and Hongsheng Li. 2024b. [Mavis: Mathematical visual instruction tuning](#). *Preprint*, arXiv:2407.08739.
- Tianyu Zhang, Suyuchen Wang, Lu Li, Ge Zhang, Perouz Taslakian, Sai Rajeswar, Jie Fu, Bang Liu, and Yoshua Bengio. 2024c. [Vcr: Visual caption restoration](#). *Preprint*, arXiv:2406.06462.
- Zicheng Zhang, Haoning Wu, Chunyi Li, Yingjie Zhou, Wei Sun, Xiongkuo Min, Zijian Chen, Xiaohong Liu, Weisi Lin, and Guangtao Zhai. 2024d. [A-bench: Are llms masters at evaluating ai-generated images?](#) *Preprint*, arXiv:2406.03070.
- Zhaokun Zhou, Qiulin Wang, Bin Lin, Yiwei Su, Rui Chen, Xin Tao, Amin Zheng, Li Yuan, Pengfei Wan, and Di Zhang. 2024. [Uniaa: A unified multi-modal image aesthetic assessment baseline and benchmark](#). *Preprint*, arXiv:2404.09619.



Deyao Zhu, Jun Chen, Xiaoqian Shen, Xiang Li, and Mohamed Elhoseiny. 2024. [Minigpt-4: Enhancing vision-language understanding with advanced large language models](#). In *The Twelfth International Conference on Learning Representations, ICLR 2024, Vienna, Austria, May 7-11, 2024*. OpenReview.net.

## A Details on the Different aspects of GePBench

In this section, we delve into the specifics of the six key aspects of GePBench, highlighting the design principles and generation strategies.

**Existence.** Questions in this category assess a model’s ability to accurately identify whether specific shapes are present in a figure, while avoiding hallucinations or false positives. Rather than relying on simple binary queries (e.g., “Is a circle present?”), we adopt a more nuanced format where models must select which shapes appear in the figure from a list of options. This design increases task complexity and better evaluates shape discrimination skills. To construct these questions, we assign a binary indicator to each shape in the geometric pool, denoting its presence or absence in the figure. We then randomly sample both existing and non-existing shapes to form the question and candidate choices.

**Counting.** Counting questions focus on determining the number of occurrences of specific shapes within a figure. Using the structured description of the figure, we extract the count of each shape and formulate questions accordingly. To enhance robustness, we also include non-existent shapes and provide zero as a candidate choice.

**Location.** Location-based questions evaluate spatial perception by requiring it to identify the quadrant (upper-left, upper-right, lower-left, lower-right) containing a target shape, determined by its centroid. Besides absolute positioning, we also incorporate relative positioning queries, e.g., “Where is shape A in relation to shape B?” Candidate choices for these questions are the four quadrants.

**Size.** These questions evaluate the model’s ability to perceive shape sizes, such as horizontal span, vertical span, and area. After randomly selecting a shape, we query one of its size attributes and calculate the ground truth value from the structured description. Incorrect answers are generated by introducing variations around the true value, ensuring that models make precise distinctions. To standardize evaluation, all image sizes are normalized to 1,

and numeric intervals between candidate answers are sufficiently large to minimize ambiguity.

**Relationship.** This aspect explores the geometric relationships between pairs of shapes, such as tangency, parallelism, or inscription. These questions test the model’s understanding of spatial interactions and its ability to discern fine-grained geometric details. To construct a QA pair, we randomly sample a relationship from the structured description and ask the model to identify the nature of the interaction between two shapes. To ensure robustness, we include pairs with no relationships and provide “none of the above” as a candidate choice.

**Reference.** Reference questions reverse the typical query format by providing attributes (e.g., size, location, or count) and asking the model to identify the corresponding shape. This aspect evaluates the integration of multiple attributes for shape identification. For example, we might ask, “Which shape is larger than S?” where S is a randomly chosen anchor shape. The ground truth is selected based on the specified attribute, and three other shapes are included as distractors. This design challenges the model to synthesize information across different attributes and make accurate inferences.

By incorporating different question aspects, we aim to provide a comprehensive evaluation protocol for geometric perception in MLLMs.

## B Details on Evaluation

### B.1 Evaluated Models

This section provides details of the models we evaluated. The models’ responses in this paper were all collected in Dec. 2024.

#### B.1.1 Closed Source Models

**OpenAI GPT.** We access GPT-4o ([OpenAI, 2023](#)) models via OpenAI API. We evaluate gpt-4o-20240806.

**Anthropic Claude.** We access Claude 3.5 ([Anthropic, 2024](#)) via Anthropic API. We evaluate claude-3-5-sonnet-20240620.

**Google Gemini.** We access Gemini 1.5 Pro ([Google, 2023](#)) via Google Cloud. We evaluate gemini-1.5-pro.

#### B.1.2 Open Source Models

We evaluate a variety of open-source models, including BLIP2 ([Li et al., 2023b](#)), InstructBLIP

Model	Size	Source
BLIP2	3B	Salesforce/blip2-flan-t5-xl
InstructBLIP	3B	Salesforce/instructblip-flan-t5-xl
LLaVA-1.5	7B	liuhaotian/llava-v1.5-7b
LLaVA-1.5	13B	liuhaotian/llava-v1.5-13b
LLaVA-OneVision	7B	Imms-lab/llava-onevision-qwen2-7b-ov
LLaVA-OneVision	72B	Imms-lab/llava-onevision-qwen2-72b-ov
mPLUG-Owl3	7B	mPLUG/mPLUG-Owl3-7B-241101
InternVL-2.5	8B	OpenGVLab/InternVL2_5-8B
InternVL-2.5	26B	OpenGVLab/InternVL2_5-26B
InternVL-2.5	78B	OpenGVLab/InternVL2_5-78B
MiniCPM-V-2.6	8B	openbmb/MiniCPM-V-26
GLM-4V	9B	THUDM/glm-4-9b
Qwen2-VL	7B	Qwen/Qwen2-VL-7B-Instruct
Qwen2-VL	72B	Qwen/Qwen2-VL-72B-Instruct
LLaMA-3.2-Vision	90B	meta-llama/Llama-3.2-90B-Vision
GPT-4o	-	gpt-4o-2024-08-06
Claude-3.5-Sonnet	-	claude-3-5-sonnet-20240620
Gemini-1.5-pro	-	gemini-1.5-pro

Table 3: Detailed model sources.

(Dai et al., 2023), MiniGPTv2 (Chen et al., 2023a), LLaVA-1.5 (Liu et al., 2024a), LLaVA-OneVision (Li et al., 2024), mPLUG-Owl3 (Ye et al., 2024), InternVL-2.5 (Chen et al., 2024c), MiniCPM-V-2.6 (Yao et al., 2024), GLM-4V (GLM et al., 2024), Mantis-Idefics2 (Jiang et al., 2024a), Qwen2-VL (Wang et al., 2024c), LLaMA-3.2-Vision (Meta, 2024). Table 3 shows the names of open-source models available on HuggingFace. Additionally, for MiniGPTv2, we evaluate it directly on the model checkpoints following the instructions in its GitHub repository <sup>1</sup>.

## B.2 Evaluation Scheme

For evaluation, we format the data into multiple-choice questions and apply conversation templates tailored to each model. The specific user prompt template is illustrated in Figure 8.

Despite explicit instructions for the models to provide only the option letter in their responses, some models deviate by including additional explanations. To address this issue, we developed a robust answer-parsing scheme. Specifically, our method identifies the last occurrence of any standalone option letter in the response string and interprets it as the model’s answer. This approach ensures that even if a model includes supplementary

Evaluation Prompt

{Question}

A. {candidate\_1}  
B. {candidate\_2}  
C. {candidate\_3}  
D. {candidate\_4}

Please directly answer A, B, C or D and nothing else.

Figure 8: User prompt template for evaluation.

information, the final choice is accurately captured.

To validate the reliability of our parsing scheme, we conducted a manual verification process. We randomly sampled 100 responses from each model on GePBench and checked whether the parsing method successfully extracted the intended answers. The results demonstrate an accuracy rate of 99.9%, confirming that our approach is both valid and effective. This high level of accuracy ensures that the evaluation scores are reliable and consistent across all models.

## B.3 Details on Human Evaluation

To ensure a robust and reliable human evaluation process, we recruited five undergraduate volunteers who were willing to join in our work. All par-

<sup>1</sup><https://github.com/Vision-CAIR/MiniGPT-4>

ticipants had prior exposure to basic mathematical concepts as part of their academic curriculum, equipping them with the foundational knowledge necessary to comprehend and solve geometric problems. This qualification ensured that they were well-suited for the task. Before the task, they were notified that their responses would be recorded for academic use.

From GePBench, we randomly sampled 1,000 questions from both the easy and "hard" splits for each aspect. The selected questions were evenly distributed among the volunteers to ensure a balanced workload. To familiarize the participants with the task format, we provided them with several illustrative examples and clear instructions. Notably, the textual instructions given to the volunteers were identical to the prompts used for evaluating MLLMs, as shown in Figure 8. This consistency in instructions allowed for a fair comparison between human performance and model outputs.

Participants were tasked with solving multiple-choice questions based on the provided examples and guidelines. Their responses were collected and analyzed to establish a benchmark for human performance, which served as a critical reference point for assessing the capabilities of MLLMs.

## C Analyses on Visual Encoders

From Table 2, we can derive the following observations:

**Higher resolution improves detail recognition but impacts spatial accuracy.** Using a higher resolution in the CLIP-ViT encoder generally enhances geometric perception, except for location-based tasks. This is likely due to that more image tokens enables the inclusion of finer image details, benefiting the overall performance. However, it also increases the complexity of positional embeddings, leading to increased difficulty in recognizing spatial positions.

**Different encoders specialize in different aspects.** For instance, OpenCLIP demonstrates superior spatial awareness, while SigLIP performs better on complex tasks such as counting and relationship recognition. These differences may stem from variations in encoder architecture and training data.

**Mixed encoders underperform in geometric tasks.** Contrary to real-world scenarios where combining encoders often yields better results (Tong et al., 2024a; Yang et al., 2024), mixed visual

encoders fail to achieve a better result compared to their individual components, especially on questions related to location. This could be due to the larger number of image tokens, which makes the positional embeddings much more complex. Since transformer-based models rely solely on positional embeddings for spatial information, this results in degraded spatial awareness.

## D Details on LLaVA-GeP

LLaVA-GeP-7B is trained based on the LLaVA-1.5 architecture, which integrates the Vicuna-1.5 language model, CLIP-ViT-L-336 as the visual encoder, and an MLP serving as the mapping layer between the visual and textual modalities. To ensure consistency with the original LLaVA framework, we utilize the `pretrain`<sup>2</sup> and `finetune`<sup>3</sup> scripts provided in the official LLaVA codebase.

### D.1 Data Preparation and Training Procedures

To train LLaVA-GeP-7B, we construct a large-scale training dataset, GePBench-train, using our specialized data synthesis engine. This dataset comprises over 300K samples, designed to enhance geometric perception capabilities. Following the methodology outlined by the original LLaVA authors, we adopt a two-stage training procedure:

**(1) Feature Alignment Stage:** We extract 150k images from both the easy and hard splits of GePBench-train. For each image, structured textual descriptions are generated using Qwen-2.5-14B (Team, 2024), which is prompted to produce detailed captions based on the input descriptions. These image-caption pairs are then combined with the original LLaVA pretraining dataset, which includes 558K samples sourced from LAION-CC-SBU. The resulting dataset is used to finetune the MLP mapping layer, ensuring alignment between visual features and textual representations.

**(2) Visual Instruction Tuning Stage:** In this stage, we randomly sample 20k examples from each aspect (e.g., size, location, counting) across both the easy and hard splits of GePBench-train, totaling 240k samples. These samples are reformatted into the LLaVA training schema and merged with the original dataset. The combined dataset is used to jointly finetune the MLP mapping layer and

<sup>2</sup>[https://github.com/haotian-liu/LLaVA/blob/main/scripts/v1\\_5/pretrain.sh](https://github.com/haotian-liu/LLaVA/blob/main/scripts/v1_5/pretrain.sh)

<sup>3</sup>[https://github.com/haotian-liu/LLaVA/blob/main/scripts/v1\\_5/finetune\\_lora.sh](https://github.com/haotian-liu/LLaVA/blob/main/scripts/v1_5/finetune_lora.sh)

the LLM backbone, enabling the model to better various downstream tasks.

## D.2 Implementation Details

During the pretraining phase, LLaVA-GeP-7B employs a global batch size of 256, a learning rate of  $1e-3$ , and runs for one epoch with a maximum sequence length of 2048. In the fine-tuning phase, the model uses a global batch size of 128, a reduced learning rate of  $2e-5$ , and is trained for one epoch with the same sequence length. Following the optimization strategy of LLaVA, we use the Adam optimizer without weight decay and apply a cosine learning rate schedule with a warmup ratio of 3%. To optimize GPU memory usage, we implement Fully Sharded Data Parallel (FSDP) and gradient checkpointing, avoiding offloading to maximize efficiency. Additionally, BF16 and TF32 precision settings are enabled to strike a balance between computational speed and numerical accuracy.

The training process was conducted on eight A6000 GPUs, each equipped with 48GB of memory. Pretraining completed in approximately 12 hours, while LoRA fine-tuning required 32 hours.

## D.3 Evaluation Details

After training, LLaVA-GeP-7B is evaluated on a diverse set of general tasks to assess its performance across various domains. Following the evaluation protocol established by LLaVA, we include widely-used benchmarks such as VQAv2 (Goyal et al., 2019), GQA (Hudson and Manning, 2019), VizWiz (Gurari et al., 2018), ScienceQA-Image (Lu et al., 2022), TextVQA (Singh et al., 2019), POPE (Li et al., 2023c), MMBench (Liu et al., 2024b), SeedBench-Image (Li et al., 2023a), MME (Fu et al., 2023), LLaVA-Wild (Liu et al., 2023) and MM-Vet (Yu et al., 2024). Additionally, we incorporate specialized benchmarks focused on mathematical reasoning and chart interpretation, including MATH-Vision (Wang et al., 2024b), MathVerse (Zhang et al., 2024a), MathVista (Lu et al., 2024b), ChartBench (Xu et al., 2023), CharXiv (Wang et al., 2024e) and ChartQA (Masry et al., 2022).

For a fair comparison, we train an LLaVA-1.5-7B model from scratch in the same environment and following the same training procedures as LLaVA-GeP-7B, ensuring the only difference between them being the training data. Both models are evaluated on the aforementioned benchmarks using the evaluation scripts from the official codebase. For benchmarks such as LLaVA-Wild,

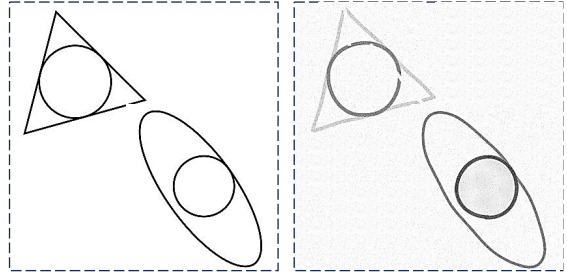


Figure 9: Comparison of figures with and without noise. The left figure does not contain noise and the right one does.

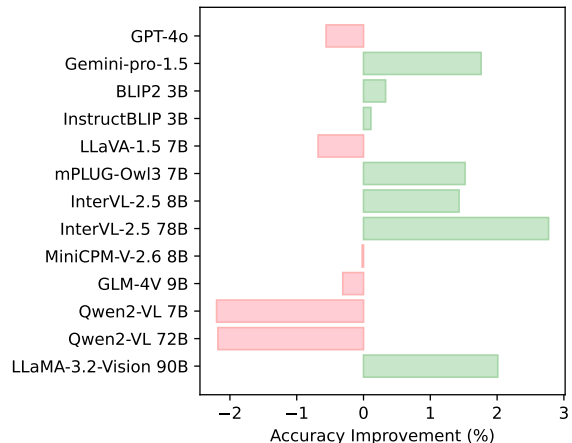


Figure 10: Performance difference between noisy samples and noise-free samples for representative models. Positive values (green) indicates better performance on noisy samples and negative values (red) otherwise.

MathVerse, MathVista, ChartBench, CharXiv, and ChartQA, we employ Qwen-2.5-14B (Team, 2024) as the judge model to extract answers from model responses or score them directly according to the guidelines specified for each benchmark.

## E Details on Noise

### E.1 Examples

To demonstrate the noise, we provide a side-by-side comparison of figures with identical structured textual descriptions. An example is shown in Figure 9, where the left figure is free from noise and the right one contains noise.

### E.2 Impact of Noise

We conduct an ablation study to investigate the effect of added noise on model performance. Noise is introduced to originally noise-free figures, and the same questions are applied. Figure 10 shows the performance differences for various models



after adding noises.

Interestingly, the results reveal that not all models experience a performance decline due to noise. For instance, while Qwen-VL exhibits a drop in accuracy, models such as Gemini, mPLUG-Owl, InternVL, and LLaMA-Vision demonstrate improved performance. Other models show variations within a range of less than 1%.

This unexpected behavior may be attributed to the nature of the training data. While noise introduces additional visual challenges, certain models are more resilient because their training datasets include more scenarios with visual degradation. In some cases, the noisy figures might align more closely with the distribution of the real-world images in training data compared to the original, noise-free figures, particularly when geometric shapes are absent from the training corpus.

## **F Details on the Performance Data Across Various Benchmarks**

To analyze the performance gap between humans and MLLMs, we adopt the difference between GPT-4o and humans as performance gap, as it is widely recognized as one of the most robust and extensively tested models. For benchmarks where GPT-4o results are unavailable, we substitute with GPT-4V performance metrics.

Performance metrics for GPT-4o, GPT-4V, and human benchmarks are primarily sourced from their respective original research papers. For benchmarks without directly reported metrics, we rely on their official leaderboards, as these provide the most up-to-date and reliable results. To maintain consistency, third-party leaderboards are excluded from consideration.

For multilingual datasets or benchmarks with multiple splits that do not provide an overall score, we select the hardest split with the maximum number of samples in English. For instance, we use the HR-Bench-8K split for HR-Bench and the VCR-en-hard split for VCR. Table 4 details the benchmarks, sources, and models employed in our evaluation.

<b>Benchmark</b>	<b>Release Date</b>	<b>Employed Model</b>	<b>Source</b>
A-Bench	Jun. 2024	GPT-4o	<a href="#">Original Paper</a>
BLINK	Apr. 2024	GPT-4o	<a href="#">Original Paper</a>
CODIS	Feb. 2024	GPT-4V	<a href="#">Original Paper</a>
HR-Bench	Aug. 2024	GPT-4o	<a href="#">Original Paper</a>
II-Bench	Jun. 2024	GPT-4o	<a href="#">II-Bench Leaderboard</a>
M <sup>3</sup> CoT	May. 2024	GPT-4o	<a href="#">M<sup>3</sup>CoT LeaderBoard</a>
MARVEL	Apr. 2024	GPT-4V	<a href="#">Original Paper</a>
MathVerse	Mar. 2024	GPT-4V	<a href="#">MathVerse Leaderboard</a>
MathVista	Oct. 2023	GPT-4o	<a href="#">MathVista Leaderboard</a>
MMMU	Nov. 2023	GPT-4o	<a href="#">MMMU Leaderboard</a>
MuirBench	Jun. 2024	GPT-4o	<a href="#">Original Paper</a>
Q-Bench	Sep. 2024	GPT-4V	<a href="#">Original Paper</a>
UNIAA	Apr. 2024	GPT-4V	<a href="#">Original Paper</a>
VCR	Jun. 2024	GPT-4o	<a href="#">Original Paper</a>
WinoGround	Apr. 2022	GPT-4V	<a href="#">Winoground Benchmark</a>

Table 4: Detailed information and data source of different benchmarks.