

GePBench Evaluating Fundamental Geometric Perception for Multimodal Large Language Models

Shangyu Xing Changhao Xiang Yuteng Han Yifan Yue Zhen Wu*
Xinyu Liu Zhanqiang Wu Fei Zhao Xinyu Dai

National Key Laboratory for Novel Software Technology, Nanjing University, China
{xsy, xiangch, 211300090, yue_yifan, xinyuli, zhaof}@smail.nju.edu.cn
wzt_1824769368@163.com
{wuz, daixinyu}@nju.edu.cn

Abstract

Multimodal large language models (MLLMs) have achieved significant advancements in integrating visual and linguistic understanding. While existing benchmarks evaluate these models in context-rich, real-life scenarios, they often overlook fundamental perceptual skills essential for environments deviating from everyday realism. In particular, geometric perception, the ability to interpret spatial relationships and abstract visual patterns, remains underexplored. To address this limitation, we introduce GePBench, a novel benchmark designed to assess the geometric perception capabilities of MLLMs. Results from extensive evaluations reveal that current state-of-the-art MLLMs exhibit significant deficiencies in such tasks. Additionally, we demonstrate that models trained with data sourced from GePBench show notable improvements on a wide range of downstream tasks, underscoring the importance of geometric perception as a foundation for advanced multimodal applications. Our code and datasets will be publicly available.

1 Introduction

Multimodal large language models (MLLMs) have achieved significant breakthroughs in recent years. Closed-source models like GPT-4o (OpenAI, 2023), Gemini (Google, 2023), and Claude-3.5 (Anthropic, 2024), along with open-source alternatives such as LLaVA (Liu et al., 2023a), Qwen-VL (Bai et al., 2023), and InternVL (Chen et al., 2023b), have demonstrated remarkable visual-language capabilities. To measure their performance, various benchmarks including GQA (Hudson and Manning, 2019), SQA (Lu et al., 2022), TextVQA (Singh et al., 2019), and MMBench (Liu et al., 2024c) have been proposed. These benchmarks primarily assess models in context-rich, real-life scenarios, simulating everyday human experiences. However, they often neglect fundamental

perceptual challenges, particularly in domains that deviate from everyday realism.

One such underexplored domain is geometric perception. As simplified abstractions of real-world objects, geometric shapes require an understanding of spatial relationships and visual details for effective perception (Chen et al., 2021; Lu et al., 2021; Chen et al., 2022). Therefore, they are ideal for testing the foundational visual capabilities. More complex tasks like visual reasoning and decision-making build on these basic perceptual abilities, making it crucial to assess models' competencies in geometric environments. Furthermore, geometric shapes lay the foundation for a wide range of downstream applications. For example, tasks like medical image analysis (Chen et al., 2024b; Yan et al., 2024; Khan et al., 2024) and fossil classification (Barucci et al., 2024; Hou et al., 2023) rely heavily on precise spatial perception and the interpretation of abstract visual patterns, which are closer to geometric shapes than to real-world images. Despite their importance, existing benchmarks fail to adequately evaluate these fundamental skills, leaving critical gaps in the assessment of MLLMs.

To address this gap, we present GePBench, a novel benchmark specifically designed to evaluate the geometric perception capabilities of MLLMs. GePBench focuses exclusively on geometric shapes and assesses core competencies such as spatial perception and shape understanding. While humans achieve near-perfect accuracy on these tasks with minimal effort, leading models like GPT-4o and Claude-3.5-Sonnet struggle significantly. On tasks such as determining the size of a geometric shape, they achieve accuracies as low as 23.3% and 20.8% respectively, well below random guessing. These results underscore the limitations of current MLLMs in basic geometric perception.

Although some existing multimodal benchmarks, such as GeoQA (Chen et al., 2021), Geometry3K

* Corresponding author.

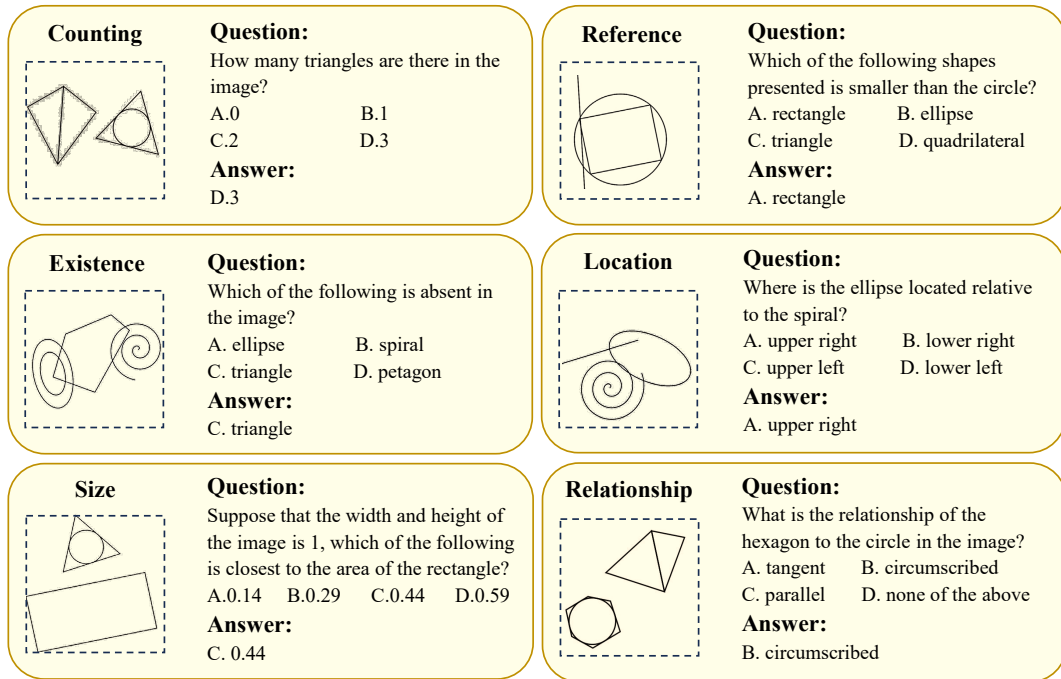


Figure 1: Examples for the different dimensions of GePBench.

(Lu et al., 2021), UniGeo (Chen et al., 2022), geomVerse-V0 (Kazemi et al., 2023), GeoMM (Deng et al., 2024), and MAVIS-Instruct (Zhang et al., 2024), also involve geometric figures, their primary focus lies in mathematical reasoning tasks, including numeric calculations, proof generation, and relationship inference. These higher-order cognitive tasks implicitly depend on basic perceptual skills like spatial awareness and shape recognition, which are often insufficiently addressed. In contrast, GePBench explicitly targets foundational visual capabilities, providing a more focused and comprehensive evaluation on these fundamental capabilities.

To construct GePBench we developed a specialized data synthesis engine that generates structured textual descriptions, which are subsequently translated into geometric figures. From these figures, corresponding multiple-choice questions are formulated to evaluate key dimensions of spatial and shape perception. GePBench comprises 20K images and 250K multiple-choice questions, categorized into easy and hard levels based on factors such as the number of shapes in a figure and the intensity of added noise. The benchmark evaluates 6 key dimensions of spatial and shape perception: location, size, existence, counting, reference, and relationships. Figure 1 provides examples for these dimensions.

We conducted extensive evaluations of GePBench using a diverse array of MLLMs, encompassing both closed-source and open-source models. The results consistently reveal significant limitations in geometric perception. Even the top-performing model, Gemini-1.5-pro, achieves an average accuracy of only 69.4% on these multiple choice questions, highlighting the urgent need for advancements in foundational geometric understanding.

Furthermore, we observe that LLaVA-GeP, our newly trained model with additional data sourced from GePBench demonstrate considerable improvements on various downstream tasks, particularly those involving spatial perception and diagram understanding. This underscores the pivotal role geometric perception plays in enabling broader applications.

Our contributions are summarized as follows:

- 1) We introduce GePBench, a novel benchmark focusing on the fundamental visual perception and spatial understanding of MLLMs.
- 2) We conduct extensive evaluations with 21 state-of-the-art models, identifying key technical challenges in geometric perception and providing insights into potential improvements.
- 3) We demonstrate that our model, LLaVA-GeP, achieves improved visual capabilities, highlighting GePBench as an effective tool for enhancing

basic visual perception skills, which are transferable to real-world applications.

2 Related Work

2.1 Multimodal Large Language Models

In recent years, MLLMs have gained considerable attention for their ability to perform cross-modal understanding across a wide range of real-world tasks (Liu et al., 2023a; Zhu et al., 2024; Yao et al., 2024; Chen et al., 2023b; Lu et al., 2024a; Tong et al., 2024a). These models typically consist of three main components: a visual encoder responsible for encoding the input image, a language model that enables textual understanding and reasoning, and a mapping module that translates visual features into textual representations. While they have shown remarkable success in real-life scenarios, their performance on foundational tasks, such as spatial perception and understanding abstract shapes, remains underexplored. This work aims to investigate the extent to which MLLMs can capture fine-grained visual features and exhibit spatial awareness in environments involving geometric shapes.

2.2 Multimodal Benchmarks

Numerous multimodal datasets have been proposed to benchmark the performance of MLLMs, with a focus on real-world tasks (Kembhavi et al., 2016; Yue et al., 2024; Chen et al., 2024a; Liu et al., 2023b). Early benchmarks such as VQAv2 (Goyal et al., 2019), GQA (Hudson and Manning, 2019), and ScienceQA (Lu et al., 2022) aim at evaluating tasks like object identification, optical character recognition, and scientific knowledge. Later, structured datasets such as MMBench (Liu et al., 2024c) and SeedBench (Li et al., 2023a) are introduced, offering more difficult challenges and better evaluation schemes. However, these benchmarks predominantly emphasize real-life, context-rich tasks, overlooking different environments that require fundamental spatial and visual perception.

A separate line of research has focused on evaluating the geometric mathematical reasoning capabilities of MLLMs. Early works adapted images from mathematical textbooks or exam problems, creating question-answer pairs centered on reasoning tasks like calculations, proof generation, and relationship inference (Chen et al., 2021; Lu et al., 2021; Chen et al., 2022; Lu et al., 2024b). More recent approaches have automated the generation of

these tasks (Deng et al., 2024; Zhang et al., 2024). They craft figures using specific data engines and construct questions and answers with the help of LLMs. Nevertheless, these benchmarks primarily target long-chain mathematical reasoning and often overlook spatial perception and fine-grained visual understanding, areas that GePBench aims to address.

3 GePBench

GePBench is a novel benchmark designed to evaluate the geometric perception capabilities of MLLMs. It leverages a systematic data synthesis pipeline to generate structured textual descriptions of geometric figures, from which corresponding images and multiple-choice questions are constructed. This approach enables a comprehensive assessment of models across multiple dimensions of spatial and visual understanding. An overview of the GePBench data pipeline is shown in Figure 2. Below, we detail the design and construction of GePBench, focusing on its description generation methodology, figure rendering technique and task formulation framework.

3.1 Structured Description Generation

The foundation of GePBench lies in generating structured textual descriptions, which serve as the basis for both figure creation and question generation. This process ensures consistency and precision in data construction.

Algorithm 1 describes the entire generation process. It begins by randomly sampling shapes from a predefined pool containing 10 geometric types (e.g., lines, ellipses, circles, triangles, quadrilaterals, pentagons, hexagons, rectangles, squares, and spirals). Attributes such as position, size, and orientation are assigned randomly to these shapes. To introduce meaningful complexity, specific shapes are further added to the figure based on 9 different predefined geometric relationships (e.g., tangent, parallel, inscribed). This ensures the dataset includes diverse spatial configurations.

To maintain clarity, a filtering step checks for excessive overlaps or out-of-bound shapes, ensuring that generated figures remain interpretable. The output is a structured textual description containing shape types, attributes, and relationships.

3.2 Figure Rendering

Next, figures are rendered from these descriptions using the Matplotlib package [] in Python. To in-

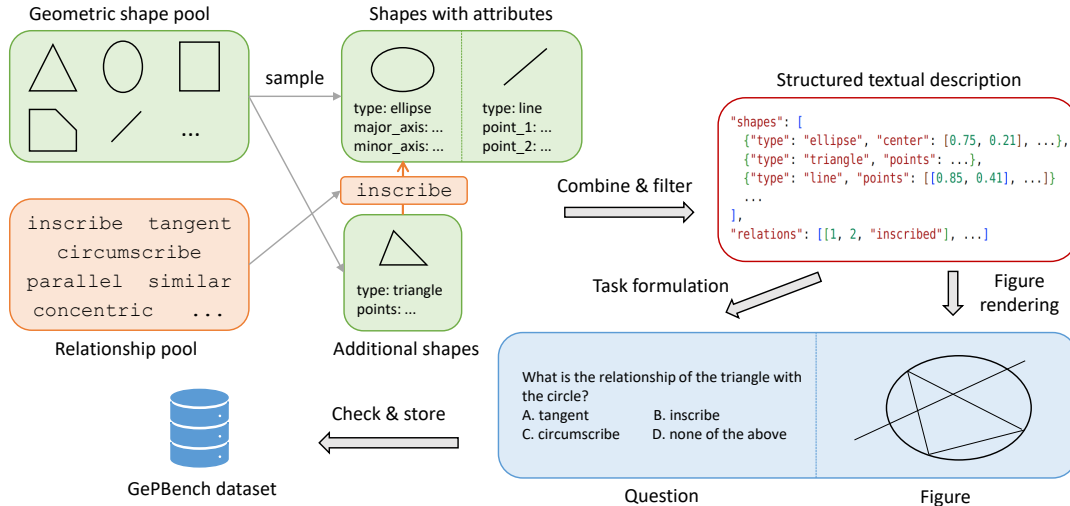


Figure 2: An overview of the construction of GePBench.

crease task difficulty, visual noise is added to part of the figures, including Gaussian noise for the background, salt-and-pepper noise on shape outlines, and Perlin noise [1] for closed shapes. This enhances the robustness of the benchmark by challenging models to perform under visually degraded conditions.

3.3 Task Formulation

Once figures and textual descriptions are generated, a template-based pipeline constructs multiple-choice questions across six key dimensions, each designed to evaluate distinct aspects of geometric perception. Below, we describe the six dimensions and their associated question-generation strategies.

Existence. These questions assess the model’s ability to recognize specific shapes and avoid hallucinations. Instead of simple binary queries, GePBench incorporates more nuanced formats, such as asking the model to identify which shapes appear in the figure from a list of options. This design increases the task’s difficulty and better evaluates models’ shape discrimination abilities.

Counting. Counting questions focus on determining the number of specific shapes in a figure. To ensure robustness, non-existent shapes are included as distractors, and zero is provided as a candidate choice.

Location. Location-based questions test the spatial perception capabilities of models. Figures are divided into four quadrants (upper-left, upper-right, lower-left, lower-right), and models must identify the quadrant containing a target shape based on

its centroid. Additional questions involve relative positioning, requiring models to determine spatial relationships between shapes.

Size. These questions evaluate the model’s ability to perceive and compare shape sizes. Attributes such as horizontal span, vertical span, and area are queried. To standardize the evaluation, the image dimensions are normalized to 1, and the numeric intervals between candidate answers are sufficiently large to prevent ambiguity.

Reference. Reference questions reverse the typical query format by providing attributes (e.g., size, location, or count) and asking the model to identify the corresponding shape. This perspective evaluates the integration of multiple attributes for shape identification.

Relationship. Questions in this dimension explore geometric relationships between pairs of shapes, such as tangent, parallel, or inscribed. These tasks test the model’s understanding of spatial interactions and its ability to discern fine-grained geometric details.

By incorporating different question dimensions, we aim to provide a comprehensive evaluation protocol for geometric perception in MLLMs.

3.4 Statistics and Analysis

According to the statistics, GePBench contains a total of 20K geometric figures and 250K multiple choice questions. The dataset sizes for each of the 6 dimensions are outlined in Figure 3 (a).

GePBench features a diversity of geometric shapes and question types. Detailed statistics are

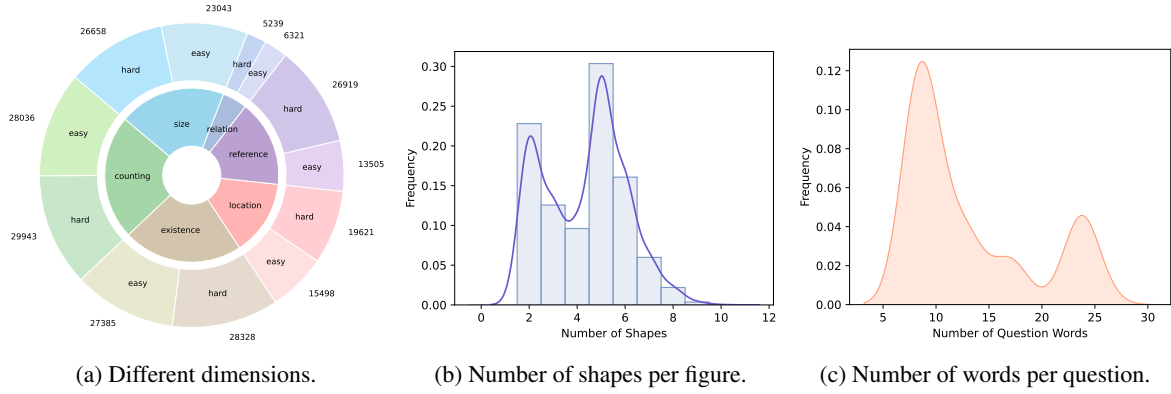


Figure 3: Key data distributions of GePBench.

Algorithm 1 Structured Description Generation

Require: Predefined shapes pool \mathcal{S} and relationships pool \mathcal{R} , maximum number of shapes per sample m , overlap threshold $thres$

Ensure: A structured description data sample D

- 1: Initialize shapes set $S \leftarrow \emptyset$, relationships set $R \leftarrow \emptyset$
 - 2: **for** $j = 1$ to $\lfloor m/2 \rfloor$ **do**
 - 3: $s_1 \leftarrow \text{sample_shape}(\mathcal{S})$
 - 4: $\text{randomize_attributes}(s_1)$
 - 5: **if** $\text{overlap_area}(s_1, S) < thres$ **then**
 - 6: $S \leftarrow S \cup \{s_1\}$
 - 7: **end if**
 - 8: **end for**
 - 9: **for** s_1 in S **do**
 - 10: $r \leftarrow \text{sample_relationship}(\mathcal{R}, s_1)$
 - 11: $s_2 \leftarrow \text{generate_shape}(r, s_1)$
 - 12: $\text{assign_attributes}(s_2, r, s_1)$
 - 13: **if** $\text{overlap_area}(s_2, S) < thres$ **then**
 - 14: $S \leftarrow S \cup \{s_2\}$
 - 15: $R \leftarrow R \cup \{(s_1, s_2, r)\}$
 - 16: **end if**
 - 17: **end for**
 - 18: $D \leftarrow (S, R)$
 - 19: **return** D
-

presented in Figure 3 (b) (c), including the number of shapes per figure and question length, highlighting its balanced coverage across geometric types and question categories. Overall, GePBench provides a rigorous and diverse evaluation benchmark, challenging MLLMs with tasks that test foundational geometric perception and spatial reasoning. By focusing on these core capabilities, GePBench fills a critical gap in the landscape of multimodal benchmarks.

4 Experiments

4.1 Experimental Setup

Evaluated models. We perform a comprehensive evaluation on GePBench for 21 multimodal LLMs, which are divided into 2 groups: closed-source model classes, including GPT-4o, Claude-3.5-Sonnet, Gemini-1.5-Pro, and open-source model classes, including BLIP2 (Li et al., 2023b), Instruct-BLIP (Dai et al., 2023), MiniGPTv2 (Chen et al., 2023a), LLaVA-1.5 (Liu et al., 2024a), LLaVA-NeXT (Liu et al., 2024b), mPLUG-Owl3 (Ye et al., 2024), InternVL-2.5 (Chen et al., 2024c), MiniCPM-V-2.6 (Yao et al., 2024), GLM-4V (GLM et al., 2024), Mantis-Idedfics2 (Jiang et al., 2024), Qwen2-VL (Wang et al., 2024), LLaMA-3.2-Vision (Meta, 2024).

Evaluation setup. All evaluations are conducted exclusively in a zero-shot manner. For a fair comparison, the temperature is set to 0 and the image resolution is set to 640x640. Accuracy for multiple choice questions are utilized for all the question categories. We conduct all experiments on NVIDIA A6000 GPUs with 48GB VRAM.

4.2 Main Result

The main experimental results are presented in Table 1. To better contextualize the performance of GePBench models in real-world tasks, we also include their results on OpenCompass (Contributors, 2023), visualized in Figure 4. Our analysis reveals the following key observations:

Both closed-source and open-source models face significant challenges on GePBench. The results indicate that even the most advanced closed-source models encounter significant challenges when evaluated on our geometric perception tasks.

Model Class	Size	Avg.	Easy						Hard					
			Ext.	Cnt.	Siz.	Loc.	Ref.	Rel.	Ext.	Cnt.	Siz.	Loc.	Ref.	Rel.
Random guessing	-	25.0	25.0	25.0	25.0	25.0	25.0	25.0	25.0	25.0	25.0	25.0	25.0	25.0
GPT-4o	-	<u>60.1</u>	78.9	62.6	23.3	68.4	78.6	70.7	71.7	55.7	23.2	67.6	68.0	52.2
Claude-3.5-Sonnet	-	51.2	76.2	69.6	20.8	55.3	62.5	64.5	72.4	57.8	25.3	24.9	30.4	54.7
Gemini-1.5-pro	-	69.4	72.7	74.1	52.0	74.0	80.3	75.0	66.9	64.0	68.1	71.5	73.3	61.1
BLIP2	3B	30.7	40.1	14.3	12.8	25.2	54.2	38.2	39.7	28.9	12.1	26.0	46.0	31.3
InstructBLIP	3B	33.3	40.9	26.4	12.6	26.7	59.4	41.8	42.1	23.7	12.9	28.8	52.3	31.5
MiniGPTv2	7B	35.2	29.8	42.6	50.3	24.6	33.7	32.7	27.5	40.4	52.4	26.2	31.9	30.6
LLaVA-1.5	7B	43.1	40.0	48.9	50.5	45.5	42.1	51.2	32.1	31.0	52.1	40.2	38.1	45.1
LLaVA-1.5	13B	41.4	46.2	57.4	16.9	51.9	52.0	47.4	37.3	39.4	14.4	49.5	45.1	39.2
LLaVA-NeXT	7B	47.5	45.2	56.3	47.1	59.3	47.9	52.7	36.6	35.0	46.7	56.6	41.1	45.8
LLaVA-NeXT	34B	53.6	65.5	64.1	23.7	61.9	75.0	54.9	52.8	49.5	25.2	60.9	68.9	40.8
LLaVA-NeXT	72B	54.6	66.0	64.0	32.9	63.1	68.2	49.7	58.9	51.4	35.6	58.0	66.2	41.1
mPLUG-Owl3	7B	50.0	56.7	66.3	43.5	33.0	62.0	53.4	56.3	54.5	41.7	33.7	60.7	37.8
InternVL-2.5	8B	57.3	68.7	64.8	25.2	64.2	72.8	63.8	64.7	52.0	30.6	67.2	62.0	51.6
InternVL-2.5	26B	<u>62.5</u>	70.6	64.1	32.8	63.2	81.3	74.1	67.2	56.8	36.4	74.8	73.6	55.1
InternVL-2.5	78B	65.5	75.7	72.1	25.2	72.6	80.9	77.4	72.1	62.1	40.7	73.3	78.2	55.5
MiniCPM-V-2.6	8B	56.9	68.9	69.8	28.3	58.6	78.6	53.4	61.9	54.8	28.9	58.7	74.6	46.2
GLM-4V	9B	54.1	64.2	73.9	19.1	52.7	80.9	62.7	50.7	54.3	18.4	54.4	72.6	44.9
Mantis-Idefics2	8B	48.6	60.0	65.9	21.9	43.0	68.4	49.5	56.3	50.0	20.9	48.7	63.9	35.2
Qwen2-VL	8B	57.8	65.8	72.3	28.5	62.2	82.7	62.4	59.7	55.2	27.0	60.6	74.5	42.3
Qwen2-VL	72B	<u>61.7</u>	76.7	71.9	17.9	77.3	85.9	70.1	67.3	57.2	16.6	73.4	76.5	49.1
LLaMA-3.2-Vision	90B	56.6	61.1	64.4	25.5	67.3	71.6	68.9	58.3	54.9	30.7	62.2	64.3	50.2

Table 1: Performance comparison of different MLLMs on GePBench (%). Ext, Cnt, Siz, Loc, Ref, Rel represent existence, counting, size, location, reference, relationship, and Avg is the average value of all the 12 following scores. Best scores for each group are in bold. Average scores that reach the passing threshold (60.0%) is underlined.

Performance is especially low in the size and location dimensions, where fundamental spatial reasoning is required. For instance, GPT-4o and Claude-3.5-Sonnet achieve accuracy rates of only 23.3% and 20.8% respectively on the size dimension, failing to surpass random guessing. While Gemini-1.5-pro stands out as the best-performing closed-source model, it still struggles to deliver satisfactory results across all tasks. These findings underscore the rigorous demands posed by our dataset and highlight its value in testing the limits of state-of-the-art systems. In comparison, open-source models perform even worse overall. Notable exceptions include InternVL-2.5 and Qwen2-VL, whose performance is comparable to leading closed-source models. However, the majority of open-source models fall below the passing threshold. This disparity suggests that open-source models currently exhibit significant limitations in geometric perception, leaving substantial room for advancement.

Scaling model size yields limited improvements.

Unlike many real-world tasks where larger model sizes result in significant performance gains, scaling has a more limited impact on geometric perception tasks. For instance, increasing the size

of Qwen2-VL from 8B to 72B improves accuracy by only 3.9%. Similarly, scaling LLaVA-NeXT from 7B to 72B results in a modest 7.1% improvement, while InternVL’s expansion from 7B to 78B yields an 8.2% gain. These improvements are far less pronounced than those observed on general benchmarks, which are 7.8%, 23.3%, and 7.1%, respectively. This trend likely arises because the advantages of scaling, such as enhanced logic and reasoning, are less applicable in geometric perception tasks, which emphasize fundamental visual capabilities. Consequently, optimizing model architectures or enhancing training datasets may be more effective strategies for improving performance in these tasks.

Models typically perform better on the easy split than on the hard split.

As previously described, the GePBench dataset divides questions into easy and hard splits based on the number of shapes per figure and the intensity of visual noise. Both closed-source and open-source models generally perform better on the easy split. This performance gap is particularly pronounced in the relationship and counting dimensions, with average accuracy differences of 12.2% and 10.4%, respectively. This dis-

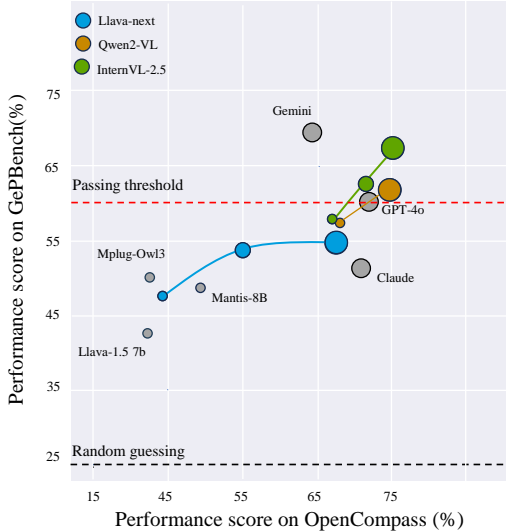


Figure 4: Performance comparison of representative models on GePBench and OpenCompass. Larger dots indicate larger model sizes.

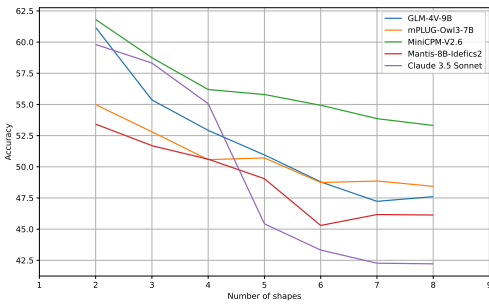


Figure 5: Performance comparison of representative models on questions categorized by different number of geometric shapes in the figure.

parity is expected, as increased shape complexity and degraded visual details in the hard split significantly challenge relationship recognition and shape understanding. In contrast, dimensions focused on spatial perception, such as size and location, are less affected by these factors.

4.3 Ablation Analysis

This section examines the factors influencing model performance, focusing on both data attributes and the components of MLLMs.

4.3.1 Impact of the Number of Shapes

The number of geometric shapes per figure can significantly affect model performance. A higher number of shapes increases the complexity of visual perception while offering more challenges in cognition. To investigate this, we categorize the

questions in GePBench based on the number of shapes in the figures and evaluate model performance across these groups.

The results, shown in Figure 5, reveal a general decline in performance as the number of shapes increases. This trend aligns with our expectation that figures with more shapes demand a greater capacity for geometric perception. Such findings underscore the need for models to develop stronger foundational visual perception skills to handle more complex inputs.

4.3.2 Impact of Visual Encoders

As discussed in Section 2.1, visual encoders are central to the visual perception capabilities of MLLMs. To assess their influence, we experiment with the LLaVA-1.5-7B model using various visual encoders, including CLIP-ViT-L, CLIP-ViT-L-336 (Radford et al., 2021), OpenCLIP-ViT-L (Cherti et al., 2023), DINOv2 (Oquab et al., 2024) and SigLIP (Zhai et al., 2023). Additionally, following the empirical best practice (Tong et al., 2024b; Yang et al., 2024), we evaluate mixed configurations where outputs from both the CLIP-ViT-L and DINOv2 encoders are fed into the LLM backbone. The checkpoints for these models are sourced from Yang et al. (2024) and evaluated on GePBench.

The results, summarized in Table 2, provide the following insights:

Higher resolution improves detail recognition but impacts spatial accuracy. Using a higher resolution in the CLIP-ViT encoder generally enhances geometric perception, except for location-based tasks. This is likely due to that more image tokens enables the inclusion of finer image details, benefiting the overall performance. However, it also increases the complexity of positional embeddings, leading to increased difficulty in recognizing spatial positions.

Different encoders specialize in different dimensions. For instance, OpenCLIP demonstrates superior spatial awareness, while SigLIP performs better on complex tasks such as counting and relationship recognition. These differences may stem from variations in encoder architecture and training data.

Mixed encoders underperform in geometric tasks. Contrary to real-world scenarios where combining encoders often yields better results (Tong et al., 2024a; Yang et al., 2024), mixed visual

Encoder class	Resolution	Avg.	Easy						Hard					
			Ext.	Cnt.	Siz.	Loc.	Ref.	Rel.	Ext.	Cnt.	Siz.	Loc.	Ref.	Rel.
CLIP	224 ²	40.8	35.4	44.2	40.9	49.2	42.5	50.5	31.8	26.8	42.3	46.5	36.1	43.4
CLIP	336 ²	43.1	40.0	48.9	50.5	45.5	42.1	51.2	32.1	31.0	52.1	40.2	38.1	45.1
OpenCLIP	224 ²	43.1	35.8	42.1	50.4	53.6	42.4	52.4	33.7	24.7	51.6	49.4	39.3	42.0
DINOv2	224 ²	37.3	38.6	33.7	49.5	31.8	32.7	49.7	33.7	23.8	50.2	30.1	29.8	43.9
SigLIP	224 ²	42.6	37.5	49.4	50.5	43.9	39.7	53.7	35.6	24.9	52.0	45.1	36.1	42.7
CLIP + DINOv2	224 ² + 224 ²	38.2	35.9	43.6	40.1	38.3	39.2	47.9	34.1	24.5	38.1	37.3	35.3	44.0
CLIP + DINOv2	336 ² + 224 ²	37.3	34.4	30.0	50.2	28.5	38.2	52.8	33.1	16.8	51.6	29.8	37.7	44.6

Table 2: Performance comparison of LLaVA-1.5-7B with different visual encoders (%). Best scores are in bold.

Model	Average	VQA ^{V2}	GQA	VizWiz	SQA	TextVQA	POPE	MMB	SEED ^I	MMVet
LLaVA-1.5-7B	62.7	79.2	62.7	47.0	68.9	57.6	86.1	66.2	66.9	29.7
LLaVA-1.5-GeP-7B	63.5	78.8	63.0	52.9	70.1	58.1	86.2	64.9	67.8	29.7

Table 3: Performance comparison of LLaVA-1.5-7B and LLaVA-1.5-GeP-7B on various downstream tasks (%).

encoders fail to achieve a better result compared to their individual components. This could be due to increased noise from multiple encoders and the larger number of image tokens, which degrade positional recognition. Interestingly, the performance gap between mixed and single encoders narrows on harder tasks, suggesting that the added noise is more detrimental in simpler scenarios.

4.4 Additional Analysis

To explore the broader impact of geometric perception on downstream tasks, we use our dataset to train a new model, LLaVA-GeP, based on the LLaVA-1.5-7B architecture.

Specifically, we constructed a new training dataset using the same data pipeline as GePBench. In addition to figures and questions, we generate captions for the figures as multimodal pretraining data with the help of LLMs. The multiple-choice questions are directly utilized as instruction-tuning data. From this dataset, 300K samples are randomly selected and mixed with the original LLaVA training data for pretraining and instruction tuning, respectively. After the two-stage training process, the resulting model is evaluated on diverse real-world tasks, including VQAv2 (Goyal et al., 2019), GQA (Hudson and Manning, 2019), VizWiz (Gurari et al., 2018), ScienceQA-Image (Lu et al., 2022), TextVQA (Singh et al., 2019), POPE (Li et al., 2023c), MMBench (Liu et al., 2024c), SeedBench-Image (Li et al., 2023a) and MM-Vet (Yu et al., 2024).

The results, presented in Table 3, show general improvements across the evaluated tasks, with an average performance boost of 0.8% on 9 real-world

benchmarks. Notably, tasks demanding spatial awareness, relationship understanding and scientific diagram comprehension, such as SeedBench and ScienceQA, exhibit considerable gains. A closer analysis of SeedBench results reveals that most improvements are concentrated in categories of instance interaction, counting, and spatial localization. These findings suggest that training on geometric perception data enhances the model’s ability to discriminate relationships and understand spatial configurations, which translates effectively to real-world scenarios.

Interestingly, the improvement in VizWiz was primarily attributed to better handling of unanswerable questions, where mismatches between images and questions occur. This suggests that geometric perception contributes to the model’s robustness in visual understanding. Collectively, these findings underscore the foundational role of geometric perception in enabling diverse downstream applications, highlighting its value in advancing multimodal learning.

5 Conclusion

In this paper, we introduce GePBench, a large-scale benchmark dataset specifically designed to evaluate geometric perception in MLLMs. Extensive experiments highlight substantial room for improvement, as even state-of-the-art models fail to achieve satisfactory results. Our analysis of visual encoders provides insights into structural design. Additionally, we demonstrate that enhancing geometric perception contributes to improved performance on a variety of downstream tasks, underscoring its foundational importance.

Limitations

Our work has two primary limitations. First, while we evaluate up to 21 representative MLLMs, including both closed-source and open-source models, there may be other models deserving analysis. Second, although our evaluation dataset comprises 250K multiple-choice questions, its size could be further expanded to enhance robustness and provide more comprehensive evaluation results.

References

- Anthropic. 2024. [Introducing claude 3.5 sonnet](#).
- Jinze Bai, Shuai Bai, Shusheng Yang, Shijie Wang, Sinan Tan, Peng Wang, Junyang Lin, Chang Zhou, and Jingren Zhou. 2023. [Qwen-vl: A frontier large vision-language model with versatile abilities](#). *CoRR*, abs/2308.12966.
- Andrea Barucci, Giulia Ciacci, Pietro Liò, Tiago Azevedo, Andrea Di Cencio, Marco Merella, Giovanni Bianucci, Giulia Bosio, Simone Casati, and Alberto Collareta. 2024. [Artificial intelligence-powered fossil shark tooth identification: Unleashing the potential of convolutional neural networks](#). *Preprint*, arXiv:2405.04189.
- Jiaqi Chen, Tong Li, Jinghui Qin, Pan Lu, Liang Lin, Chongyu Chen, and Xiaodan Liang. 2022. [Unigeo: Unifying geometry logical reasoning via reformulating mathematical expression](#). In *Proceedings of the 2022 Conference on Empirical Methods in Natural Language Processing, EMNLP 2022, Abu Dhabi, United Arab Emirates, December 7-11, 2022*, pages 3313–3323. Association for Computational Linguistics.
- Jiaqi Chen, Jianheng Tang, Jinghui Qin, Xiaodan Liang, Lingbo Liu, Eric P. Xing, and Liang Lin. 2021. [Geoqa: A geometric question answering benchmark towards multimodal numerical reasoning](#). In *Findings of the Association for Computational Linguistics: ACL/IJCNLP 2021, Online Event, August 1-6, 2021*, volume ACL/IJCNLP 2021 of *Findings of ACL*, pages 513–523. Association for Computational Linguistics.
- Jun Chen, Deyao Zhu, Xiaoqian Shen, Xiang Li, Zechun Liu, Pengchuan Zhang, Raghuraman Krishnamoorthi, Vikas Chandra, Yunyang Xiong, and Mohamed Elhoseiny. 2023a. [Minigpt-v2: large language model as a unified interface for vision-language multi-task learning](#). *CoRR*, abs/2310.09478.
- Lin Chen, Jinsong Li, Xiaoyi Dong, Pan Zhang, Yuhang Zang, Zehui Chen, Haodong Duan, Jiaqi Wang, Yu Qiao, Dahua Lin, and Feng Zhao. 2024a. [Are we on the right way for evaluating large vision-language models?](#) *CoRR*, abs/2403.20330.
- Qi Chen, Ruoshan Zhao, Sinuo Wang, Vu Minh Hieu Phan, Anton van den Hengel, Johan Verjans, Zhibin Liao, Minh-Son To, Yong Xia, Jian Chen, Yutong Xie, and Qi Wu. 2024b. [A survey of medical vision-and-language applications and their techniques](#). *Preprint*, arXiv:2411.12195.
- Zhe Chen, Weiyun Wang, Yue Cao, Yangzhou Liu, Zhangwei Gao, Erfei Cui, Jinguo Zhu, Shenglong Ye, Hao Tian, Zhaoyang Liu, et al. 2024c. [Expanding performance boundaries of open-source multimodal models with model, data, and test-time scaling](#). *arXiv preprint arXiv:2412.05271*.
- Zhe Chen, Jiannan Wu, Wenhai Wang, Weijie Su, Guo Chen, Sen Xing, Muyan Zhong, Qinglong Zhang, Xizhou Zhu, Lewei Lu, Bin Li, Ping Luo, Tong Lu, Yu Qiao, and Jifeng Dai. 2023b. [Internvl: Scaling up vision foundation models and aligning for generic visual-linguistic tasks](#). *CoRR*, abs/2312.14238.
- Mehdi Cherti, Romain Beaumont, Ross Wightman, Mitchell Wortsman, Gabriel Ilharco, Cade Gordon, Christoph Schuhmann, Ludwig Schmidt, and Jenia Jitsev. 2023. [Reproducible scaling laws for contrastive language-image learning](#). In *IEEE/CVF Conference on Computer Vision and Pattern Recognition, CVPR 2023, Vancouver, BC, Canada, June 17-24, 2023*, pages 2818–2829. IEEE.
- OpenCompass Contributors. 2023. [Opencompass: A universal evaluation platform for foundation models](#). <https://github.com/open-compass/opencompass>.
- Wenliang Dai, Junnan Li, Dongxu Li, Anthony Meng Huat Tiong, Junqi Zhao, Weisheng Wang, Boyang Li, Pascale Fung, and Steven C. H. Hoi. 2023. [Instructblip: Towards general-purpose vision-language models with instruction tuning](#). In *Advances in Neural Information Processing Systems 36: Annual Conference on Neural Information Processing Systems 2023, NeurIPS 2023, New Orleans, LA, USA, December 10 - 16, 2023*.
- Linger Deng, Yuliang Liu, Bohan Li, Dongliang Luo, Liang Wu, Chengquan Zhang, Pengyuan Lyu, Ziyang Zhang, Gang Zhang, Errui Ding, Yingying Zhu, and Xiang Bai. 2024. [R-cot: Reverse chain-of-thought problem generation for geometric reasoning in large multimodal models](#). *CoRR*, abs/2410.17885.
- Team GLM, Aohan Zeng, Bin Xu, Bowen Wang, Chenhui Zhang, Da Yin, Diego Rojas, Guanyu Feng, Hanlin Zhao, Hanyu Lai, Hao Yu, Hongning Wang, Jidai Sun, Jiajie Zhang, Jiale Cheng, Jiayi Gui, Jie Tang, Jing Zhang, Juanzi Li, Lei Zhao, Lindong Wu, Lucen Zhong, Mingdao Liu, Minlie Huang, Peng Zhang, Qinkai Zheng, Rui Lu, Shuaiqi Duan, Shudan Zhang, Shulin Cao, Shuxun Yang, Weng Lam Tam, Wenyi Zhao, Xiao Liu, Xiao Xia, Xiaohan Zhang, Xiaotao Gu, Xin Lv, Xinghan Liu, Xinyi Liu, Xinyue Yang, Xixuan Song, Xunkai Zhang, Yifan An, Yifan Xu, Yilin Niu, Yuantao Yang, Yueyan Li, Yushi Bai, Yuxiao Dong, Zehan Qi, Zhaoyu Wang,

- Zhen Yang, Zhengxiao Du, Zhenyu Hou, and Zihan Wang. 2024. [Chatglm: A family of large language models from glm-130b to glm-4 all tools](#). *Preprint*, arXiv:2406.12793.
- Google. 2023. [Gemini: A family of highly capable multimodal models](#). *CoRR*, abs/2312.11805.
- Yash Goyal, Tejas Khot, Aishwarya Agrawal, Douglas Summers-Stay, Dhruv Batra, and Devi Parikh. 2019. [Making the V in VQA matter: Elevating the role of image understanding in visual question answering](#). *Int. J. Comput. Vis.*, 127(4):398–414.
- Danna Gurari, Qing Li, Abigale J. Stangl, Anhong Guo, Chi Lin, Kristen Grauman, Jiebo Luo, and Jeffrey P. Bigham. 2018. [Vizwiz grand challenge: Answering visual questions from blind people](#). In *2018 IEEE Conference on Computer Vision and Pattern Recognition, CVPR 2018, Salt Lake City, UT, USA, June 18-22, 2018*, pages 3608–3617. Computer Vision Foundation / IEEE Computer Society.
- Chengbin Hou, Xinyu Lin, Hanhui Huang, Sheng Xu, Junxuan Fan, Yukun Shi, and Hairong Lv. 2023. [Fossil image identification using deep learning ensembles of data augmented multiviews](#). *Methods in Ecology and Evolution*, 14(12):3020–3034.
- Drew A. Hudson and Christopher D. Manning. 2019. [GQA: A new dataset for real-world visual reasoning and compositional question answering](#). In *IEEE Conference on Computer Vision and Pattern Recognition, CVPR 2019, Long Beach, CA, USA, June 16-20, 2019*, pages 6700–6709. Computer Vision Foundation / IEEE.
- Dongfu Jiang, Xuan He, Huaye Zeng, Cong Wei, Max W.F. Ku, Qian Liu, and Wenhui Chen. 2024. [Mantis: Interleaved multi-image instruction tuning](#). *Transactions on Machine Learning Research*, 2024.
- Mehran Kazemi, Hamidreza Alvari, Ankit Anand, Jialin Wu, Xi Chen, and Radu Soricut. 2023. [Geomverse: A systematic evaluation of large models for geometric reasoning](#). *CoRR*, abs/2312.12241.
- Aniruddha Kembhavi, Mike Salvato, Eric Kolve, Min Joon Seo, Hannaneh Hajishirzi, and Ali Farhadi. 2016. [A diagram is worth a dozen images](#). In *Computer Vision - ECCV 2016 - 14th European Conference, Amsterdam, The Netherlands, October 11-14, 2016, Proceedings, Part IV*, volume 9908 of *Lecture Notes in Computer Science*, pages 235–251. Springer.
- Wasif Khan, Seowung Leem, Kyle B. See, Joshua K. Wong, Shaoting Zhang, and Ruogu Fang. 2024. [A comprehensive survey of foundation models in medicine](#). *Preprint*, arXiv:2406.10729.
- Bohao Li, Rui Wang, Guangzhi Wang, Yuying Ge, Yixiao Ge, and Ying Shan. 2023a. [Seed-bench: Benchmarking multimodal llms with generative comprehension](#). *CoRR*, abs/2307.16125.
- Junnan Li, Dongxu Li, Silvio Savarese, and Steven Hoi. 2023b. [BLIP-2: Bootstrapping language-image pre-training with frozen image encoders and large language models](#). In *Proceedings of the 40th International Conference on Machine Learning*, volume 202 of *Proceedings of Machine Learning Research*, pages 19730–19742. PMLR.
- Yifan Li, Yifan Du, Kun Zhou, Jinpeng Wang, Wayne Xin Zhao, and Ji-Rong Wen. 2023c. [Evaluating object hallucination in large vision-language models](#). In *Proceedings of the 2023 Conference on Empirical Methods in Natural Language Processing, EMNLP 2023, Singapore, December 6-10, 2023*, pages 292–305. Association for Computational Linguistics.
- Haotian Liu, Chunyuan Li, Yuheng Li, and Yong Jae Lee. 2024a. [Improved baselines with visual instruction tuning](#). In *IEEE/CVF Conference on Computer Vision and Pattern Recognition, CVPR 2024, Seattle, WA, USA, June 16-22, 2024*, pages 26286–26296. IEEE.
- Haotian Liu, Chunyuan Li, Yuheng Li, Bo Li, Yuanhan Zhang, Sheng Shen, and Yong Jae Lee. 2024b. [Llava-next: Improved reasoning, ocr, and world knowledge](#).
- Haotian Liu, Chunyuan Li, Qingyang Wu, and Yong Jae Lee. 2023a. [Visual instruction tuning](#). In *Advances in Neural Information Processing Systems 36: Annual Conference on Neural Information Processing Systems 2023, NeurIPS 2023, New Orleans, LA, USA, December 10 - 16, 2023*.
- Yuan Liu, Haodong Duan, Yuanhan Zhang, Bo Li, Songyang Zhang, Wangbo Zhao, Yike Yuan, Jiaqi Wang, Conghui He, Ziwei Liu, Kai Chen, and Dahua Lin. 2024c. [Mmbench: Is your multi-modal model an all-around player?](#) In *Computer Vision - ECCV 2024 - 18th European Conference, Milan, Italy, September 29-October 4, 2024, Proceedings, Part VI*, volume 15064 of *Lecture Notes in Computer Science*, pages 216–233. Springer.
- Yuliang Liu, Zhang Li, Hongliang Li, Wenwen Yu, Mingxin Huang, Dezhi Peng, Mingyu Liu, Mingrui Chen, Chunyuan Li, Lianwen Jin, and Xiang Bai. 2023b. [On the hidden mystery of OCR in large multimodal models](#). *CoRR*, abs/2305.07895.
- Haoyu Lu, Wen Liu, Bo Zhang, Bingxuan Wang, Kai Dong, Bo Liu, Jingxiang Sun, Tongzheng Ren, Zhuoshu Li, Hao Yang, Yaofeng Sun, Chengqi Deng, Hanwei Xu, Zhenda Xie, and Chong Ruan. 2024a. [Deepseek-vl: Towards real-world vision-language understanding](#). *Preprint*, arXiv:2403.05525.
- Pan Lu, Hritik Bansal, Tony Xia, Jiacheng Liu, Chunyuan Li, Hannaneh Hajishirzi, Hao Cheng, Kai-Wei Chang, Michel Galley, and Jianfeng Gao. 2024b. [Mathvista: Evaluating mathematical reasoning of foundation models in visual contexts](#). In *The Twelfth International Conference on Learning Representations, ICLR 2024, Vienna, Austria, May 7-11, 2024*. OpenReview.net.

- Pan Lu, Ran Gong, Shibiao Jiang, Liang Qiu, Siyuan Huang, Xiaodan Liang, and Song-Chun Zhu. 2021. [Inter-gps: Interpretable geometry problem solving with formal language and symbolic reasoning](#). In *Proceedings of the 59th Annual Meeting of the Association for Computational Linguistics and the 11th International Joint Conference on Natural Language Processing, ACL/IJCNLP 2021, (Volume 1: Long Papers), Virtual Event, August 1-6, 2021*, pages 6774–6786. Association for Computational Linguistics.
- Pan Lu, Swaroop Mishra, Tanglin Xia, Liang Qiu, Kai-Wei Chang, Song-Chun Zhu, Oyvind Tafjord, Peter Clark, and Ashwin Kalyan. 2022. [Learn to explain: Multimodal reasoning via thought chains for science question answering](#). In *Advances in Neural Information Processing Systems 35: Annual Conference on Neural Information Processing Systems 2022, NeurIPS 2022, New Orleans, LA, USA, November 28 - December 9, 2022*.
- Meta. 2024. [Llama 3.2: Revolutionizing edge ai and vision with open, customizable models](#).
- OpenAI. 2023. [GPT-4 technical report](#). *CoRR*, abs/2303.08774.
- Maxime Oquab, Timothée Darcet, Théo Moutakanni, Huy V. Vo, Marc Szafraniec, Vasil Khalidov, Pierre Fernandez, Daniel Haziza, Francisco Massa, Alaaeldin El-Nouby, Mido Assran, Nicolas Ballas, Wojciech Galuba, Russell Howes, Po-Yao Huang, Shang-Wen Li, Ishan Misra, Michael Rabbat, Vasu Sharma, Gabriel Synnaeve, Hu Xu, Hervé Jégou, Julien Mairal, Patrick Labatut, Armand Joulin, and Piotr Bojanowski. 2024. [Dinov2: Learning robust visual features without supervision](#). *Trans. Mach. Learn. Res.*, 2024.
- Alec Radford, Jong Wook Kim, Chris Hallacy, Aditya Ramesh, Gabriel Goh, Sandhini Agarwal, Girish Sastry, Amanda Askell, Pamela Mishkin, Jack Clark, Gretchen Krueger, and Ilya Sutskever. 2021. [Learning transferable visual models from natural language supervision](#). In *Proceedings of the 38th International Conference on Machine Learning, ICML 2021, 18-24 July 2021, Virtual Event*, volume 139 of *Proceedings of Machine Learning Research*, pages 8748–8763. PMLR.
- Amanpreet Singh, Vivek Natarajan, Meet Shah, Yu Jiang, Xinlei Chen, Dhruv Batra, Devi Parikh, and Marcus Rohrbach. 2019. [Towards VQA models that can read](#). In *IEEE Conference on Computer Vision and Pattern Recognition, CVPR 2019, Long Beach, CA, USA, June 16-20, 2019*, pages 8317–8326. Computer Vision Foundation / IEEE.
- Shengbang Tong, Ellis Brown, Penghao Wu, Sanghyun Woo, Manoj Middepogu, Sai Charitha Akula, Jihan Yang, Shusheng Yang, Adithya Iyer, Xichen Pan, Austin Wang, Rob Fergus, Yann LeCun, and Saining Xie. 2024a. [Cambrian-1: A fully open, vision-centric exploration of multimodal llms](#).
- Shengbang Tong, Zhuang Liu, Yuexiang Zhai, Yi Ma, Yann LeCun, and Saining Xie. 2024b. [Eyes wide shut? exploring the visual shortcomings of multimodal llms](#). *Preprint*, arXiv:2401.06209.
- Peng Wang, Shuai Bai, Sinan Tan, Shijie Wang, Zhihao Fan, Jinze Bai, Keqin Chen, Xuejing Liu, Jialin Wang, Wenbin Ge, Yang Fan, Kai Dang, Mengfei Du, Xuancheng Ren, Rui Men, Dayiheng Liu, Chang Zhou, Jingren Zhou, and Junyang Lin. 2024. [Qwen2-vl: Enhancing vision-language model’s perception of the world at any resolution](#). *CoRR*, abs/2409.12191.
- Lawrence K. Q. Yan, Qian Niu, Ming Li, Yichao Zhang, Caitlyn Heqi Yin, Cheng Fei, Benji Peng, Ziqian Bi, Pohsun Feng, Keyu Chen, Tianyang Wang, Yunze Wang, Silin Chen, Ming Liu, and Junyu Liu. 2024. [Large language model benchmarks in medical tasks](#). *Preprint*, arXiv:2410.21348.
- Shijia Yang, Bohan Zhai, Quanzeng You, Jianbo Yuan, Hongxia Yang, and Chenfeng Xu. 2024. [Law of vision representation in mllms](#). *CoRR*, abs/2408.16357.
- Yuan Yao, Tianyu Yu, Ao Zhang, Chongyi Wang, Junbo Cui, Hongji Zhu, Tianchi Cai, Haoyu Li, Weilin Zhao, Zhihui He, Qianyu Chen, Huarong Zhou, Zhensheng Zou, Haoye Zhang, Shengding Hu, Zhi Zheng, Jie Zhou, Jie Cai, Xu Han, Guoyang Zeng, Dahai Li, Zhiyuan Liu, and Maosong Sun. 2024. [Minicpm-v: A GPT-4V level MLLM on your phone](#). *CoRR*, abs/2408.01800.
- Jiabo Ye, Haiyang Xu, Haowei Liu, Anwen Hu, Ming Yan, Qi Qian, Ji Zhang, Fei Huang, and Jingren Zhou. 2024. [mplug-owl3: Towards long image-sequence understanding in multi-modal large language models](#). *Preprint*, arXiv:2408.04840.
- Weihao Yu, Zhengyuan Yang, Linjie Li, Jianfeng Wang, Kevin Lin, Zicheng Liu, Xinchao Wang, and Lijuan Wang. 2024. [Mm-vet: Evaluating large multimodal models for integrated capabilities](#). In *Forty-first International Conference on Machine Learning, ICML 2024, Vienna, Austria, July 21-27, 2024*. OpenReview.net.
- Xiang Yue, Yuansheng Ni, Tianyu Zheng, Kai Zhang, Ruoqi Liu, Ge Zhang, Samuel Stevens, Dongfu Jiang, Weiming Ren, Yuxuan Sun, Cong Wei, Botao Yu, Ruibin Yuan, Renliang Sun, Ming Yin, Boyuan Zheng, Zhenzhu Yang, Yibo Liu, Wenhao Huang, Huan Sun, Yu Su, and Wenhao Chen. 2024. [MMM-U: A massive multi-discipline multimodal understanding and reasoning benchmark for expert AGI](#). In *IEEE/CVF Conference on Computer Vision and Pattern Recognition, CVPR 2024, Seattle, WA, USA, June 16-22, 2024*, pages 9556–9567. IEEE.
- Xiaohua Zhai, Basil Mustafa, Alexander Kolesnikov, and Lucas Beyer. 2023. [Sigmoid loss for language image pre-training](#). In *IEEE/CVF International Conference on Computer Vision, ICCV 2023, Paris, France, October 1-6, 2023*, pages 11941–11952. IEEE.

Renrui Zhang, Xinyu Wei, Dongzhi Jiang, Yichi Zhang, Ziyu Guo, Chengzhuo Tong, Jiaming Liu, Aojun Zhou, Bin Wei, Shanghang Zhang, Peng Gao, and Hongsheng Li. 2024. [Mavis: Mathematical visual instruction tuning](#). *Preprint*, arXiv:2407.08739.

Deyao Zhu, Jun Chen, Xiaoqian Shen, Xiang Li, and Mohamed Elhoseiny. 2024. [Minigt-4: Enhancing vision-language understanding with advanced large language models](#). In *The Twelfth International Conference on Learning Representations, ICLR 2024, Vienna, Austria, May 7-11, 2024*. OpenReview.net.