

# LEASE: Offline Preference-based Reinforcement Learning with High Sample Efficiency

Xiao-Yin Liu, Guotao Li\*, Xiao-Hu Zhou, Zeng-Guang Hou\*, *Fellow, IEEE*

**Abstract**—Offline preference-based reinforcement learning (PbRL) provides an effective way to overcome the challenges of designing reward and the high costs of online interaction. However, since labeling preference needs real-time human feedback, acquiring sufficient preference labels is challenging. To solve this, this paper proposes a offLine prEference-bAsed RL with high Sample Efficiency (LEASE) algorithm, where a learned transition model is leveraged to generate unlabeled preference data. Considering the pretrained reward model may generate incorrect labels for unlabeled data, we design an uncertainty-aware mechanism to ensure the performance of reward model, where only high confidence and low variance data are selected. Moreover, we provide the generalization bound of reward model to analyze the factors influencing reward accuracy, and demonstrate that the policy learned by LEASE has theoretical improvement guarantee. The developed theory is based on state-action pair, which can be easily combined with other offline algorithms. The experimental results show that LEASE can achieve comparable performance to baseline under fewer preference data without online interaction.

**Index Terms**—Preference-based reinforcement learning; Sample efficiency; Reward learning; Theoretical guarantee

## I. INTRODUCTION

REINFORCEMENT learning (RL) has been widely applied in robot control [1], [10] and healthcare [11], [12] fields. However, in the real-world scenarios, RL faces two serious challenges: 1) Since RL learns the optimal policy through trial and error, it is dangerous for agent to interact directly with environment, especially human-in-loop control [40]; 2) Due to the complexity of human cognitive and control system, it is difficult to design a quantitative reward function to accurately reflect the human intention or preference [9]. Many researches have been explored to solve the above two challenges.

Offline RL, learning policy from previous collected dataset without interaction with environment, has become an effective

way for *challenge 1* [4], [8]. However, due to limited data coverage, offline RL suffers from the distribution shift between the learned policy and the behavior policy [28], which leads to poor agent performance. To address this problem, offline RL either directly constrain the policy closed to the behavior policy [2] or penalize value function for out-of-distribution (OOD) data [4], [8]. The above methods improve the performance of agent through incorporating conservatism into policy learning.

Preference-based RL (PbRL), also known as RL from human feedback (RLHF), which learns the reward function from human preference data without the demand for tedious hand-engineered reward design [14], [43], has been developed recently for *challenge 2*. However, compared with data  $(s, a, s')$ , the collecting cost of preference data is higher since it demands human real-time feedback to label preference, which often brings high sample complexity (low sample efficiency) [3], [13]. Some data augmentation techniques, such as generating unlabeled data through interaction with simulator [3] or temporal cropping [35], have been proposed to solve problem of the limitation of preference data. However, the above methods need online interaction with environment (simulator) and still demand large human feedback. Thus, in PbRL, the sample efficiency is still of utmost importance.

In offline PbRL setting, existing methods [17], [33], [34] typically involve two steps: reward learning and policy learning. They learn the policy based on offline static dataset without reward and preference dataset, and introduce transformer [17] or diffusion model [33] to improve the performance of reward model and agent performance. However, the theoretical guarantees of reward generalization and policy improvement are not provided. Therefore, this paper aims to design a high sample efficiency offline PbRL algorithm that can achieve comparable performance with baseline from fewer preference data without interaction with environment, and develop the related theory for reward generalization bound and policy improvement guarantee. The key questions can be summarized as follow:

- 1) In algorithm, the collected preference data fails to cover all state-action region and the collecting cost is too high. How to use the limited preference data to learn accurate reward model and guarantee agent performance?
- 2) In theory, what factors affect the reward generalization and what is the detailed relationship between offline RL algorithm itself, the reward gap and the improvement of policy performance?

For question 1, motivated by model-based offline RL, which

This work is funded by the Beijing Natural Science Foundation under (Grant L232021, L222053, and L242101), and the National Natural Science Foundation of China under (Grant 62473365, Grant U22A2056, and Grant 62373013). (\*Corresponding authors: Guotao Li and Zeng-Guang Hou).

Xiao-Yin Liu, Guotao Li and Xiao-Hu Zhou are with the State Key Laboratory of Multimodal Artificial Intelligence Systems, Institute of Automation, Chinese Academy of Sciences, Beijing 100190, China, and also with the School of Artificial Intelligence, University of Chinese Academy of Sciences, Beijing 100049, China. (e-mail: liuxiaoyin2023@ia.ac.cn, guotao.li@ia.ac.cn, xiaohu.zhou@ia.ac.cn).

Zeng-Guang Hou is with the State Key Laboratory of Multimodal Artificial Intelligence Systems, Institute of Automation, Chinese Academy of Sciences, Beijing 100190, China, also with the School of Artificial Intelligence, University of Chinese Academy of Sciences, Beijing 100049, China, and also with CASIA-MUST Joint Laboratory of Intelligence Science and Technology, Institute of Systems Engineering, Macau University of Science and Technology, Macao, China. (e-mail: zengguang.hou@ia.ac.cn).

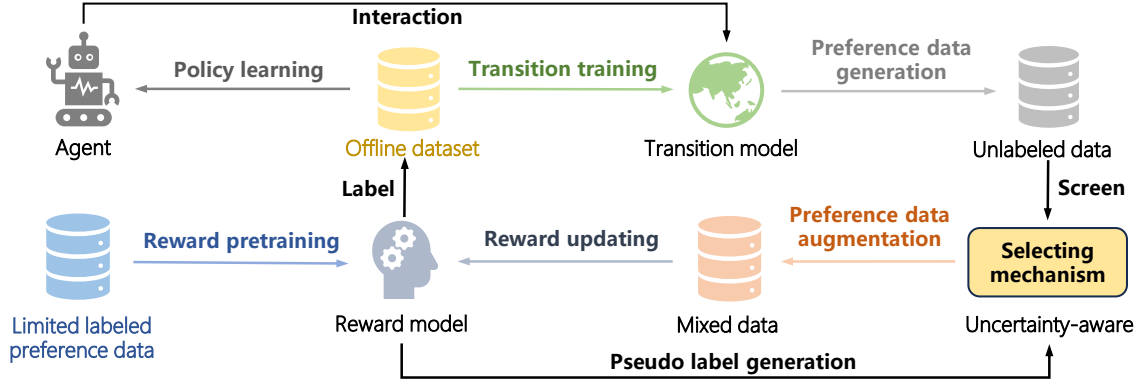


Fig. 1. The learning framework of LEASE. The offline dataset without reward is used to train transition model and limited labeled preference dataset is used to pretrain reward model. Then the generated unlabeled preference data is screened through uncertainty-aware selecting mechanism. The reward model is updated based on labeled and generated dataset. Finally, the agent learns the policy based on offline dataset and learned reward model.

learns the environment model to broaden data coverage [36], [37], we also train the transition model to achieve data augmentation (improve sample efficiency). Specifically, the agent generates two different trajectories through interaction with the learned transition model, and then the pretrained reward model generates pseudo label for these two trajectories. However, the preference model may generate incorrect pseudo label, which may bring unstable training and low performance.

For question 2, there are very fewer algorithms for offline PbRL theory. The most relevant work is [18], where the theory of policy improvement guarantee is established. However, the generalization bound for reward model is not considered, and this theory is based on the whole trajectory rather than state-action pair in offline algorithms, which is not conducive to the theoretical analysis of specific offline PbRL algorithms since many offline RL are based on state-action pair.

To solve the above problems, this paper proposes a novel offLine prEference-bAsed RL with high Sample Efficiency algorithm (LEASE), where a selecting mechanism is designed to guarantee the quantity of generated dataset. This selecting mechanism is based on the principles of high confidence and low uncertainty, and can effectively reduce the error of pseudo-labels. Moreover, we develop a new generalization bound for reward model, and provide the theory of policy improvement guarantee for offline PbRL based on state-action pair. Fig. 1 shows the learning framework of LEASE. The theoretical and experimental results show that LEASE has policy improvement guarantee and can achieve comparable performance to baseline under fewer preference data on D4RL benchmark. The contributions are given below:

- 1) A novel learning framework, named LEASE, is proposed for offline PbRL, where an innovative preference augmentation technique is utilized to improve sample efficiency.
- 2) An uncertainty-aware mechanism is designed for screening the generated preference data so as to guarantee the stability of reward training and improve the accuracy of reward prediction.
- 3) The generalization bound of reward model and the theory of policy improvement based on state-action pair

are developed to analyze factors that influence reward and policy performance.

The framework of this paper is as follows: Section II introduces the related works about offline PbRL. Section III provides the basic notations for algorithm. Section IV illustrates the two main problems that this paper aims to solve. Section V introduces the details of designed selecting mechanism and derives the generalization bound for reward model. Section VI illustrates the implementation details of the proposed method and provides theory for offline PbRL. Section VII conducts experiments to validate the effectiveness of LEASE and analyze the effects of each part for agent performance. Section VIII further discusses the offline PbRL theory and algorithm. Section IX summarizes the entire work.

## II. RELATED WORK

This section presents a brief overview for the algorithms and related theories of offline PbRL, and the differences and advantages between our work and the previous related works.

**The algorithm for offline PbRL.** Offline PbRL eliminates the demand for interaction with environment and handcraft designed reward. OPAL [34] is the first algorithm that combining offline RL and PbRL. PT [17] utilized transformer-based architecture to design preference model capable of generating non-Markovian rewards. OPPO [30] directly optimized the policy in a high-level embedding space without learning a separate reward function. However, the above methods demands a large amount of preference dataset. FTB [33] trains a diffusion model to achieve data augmentation, but this consumes larger training cost. Instead, our method LEASE trains simple transition model to generate unlabeled data and designed selecting mechanism to ensure the quality of the generated data, which can achieve superior performance under fewer dataset and less time.

**The theory for offline PbRL.** There are few algorithms that provide theoretical guarantees for offline PbRL, including the generalization bound of reward model and the guarantee of policy improvement. Zhu *et al.* [27] studied offline PbRL, but the analysis are restricted to linear model. Zhan *et al.* [18] extended to general function approximation, but the generalization analysis of reward model is not provided and the theory

is based on trajectory. LEASE gives the theoretical analysis for reward model, and provides the theoretical guarantee for policy based on state-action pair. The generalization bound of reward model has generality and can be applicable to methods that train reward model using pseudo-labels, and the theory of policy improvement guarantee of offline PbRL can be easily combined with other offline RL.

**Data selection techniques.** Data screening mechanism essentially belongs to the field of semi-supervised learning. The goal of semi-supervised learning is using unlabeled data to improve model performance when labeled data is limited. Data selection techniques is used to filter the data with clean labels from a noisy dataset. Han *et al.* [7] selected unlabeled data with small losses from one network. Li *et al.* [5] used a two-component GMM to separate the dataset into a clean set and a noisy set. Rizve *et al.* [31] modeled the prediction uncertainty of unlabeled data to screen data. Xiao *et al.* [6] selected data with high confidence as clean data. Motivated by [31] and [6], we trained ensemble reward model to select data with high confidence and low variance to guarantee the quality of unlabeled data.

In PbRL methods, Surf [3] is the most similar to our method LEASE that uses data augmentation technique. The differences between them mainly includes the below three aspects: 1) Surf belongs to online RL, but LEASE belongs to offline RL. Surf generates data through interaction with environment (simulator) while LEASE generates data through the learned transition model. Note that, in most human-in-loop-control scenarios, the cost of online interaction is large and the realistic simulator is difficult to create; 2) Surf only uses confidence for label filtering, whereas LEASE employs both confidence and uncertainty principles, which effectively reduce pseudo-label error. The results in Table III have validated this; 3) LEASE provides the general theoretical framework for offline PbRL, but Surf don't provide theoretical analysis.

### III. PRELIMINARIES

In this section, we provides the basic notations for reinforcement learning algorithm, including offline RL, preference-based RL and model-based RL.

**Offline reinforcement learning.** The framework of RL is based on the Markov Decision Process (MDP) that is described by the tuple  $\mathcal{M} = (\mathcal{S}, \mathcal{A}, R, T, \rho, \gamma)$ , where  $\mathcal{S}$  is the state space,  $\mathcal{A}$  is the action space,  $R : \mathcal{S} \times \mathcal{A} \rightarrow \mathbb{R}$  is the reward function,  $T : \mathcal{S} \times \mathcal{A} \rightarrow \Delta(\mathcal{S})$  is the transition dynamics,  $\rho$  is the initial state distribution, and  $\gamma \in (0, 1)$  is the discount factor [40]. The term  $\Delta(\Omega)$  denotes the set of probability distribution over space  $\Omega$ . The goal of RL is to optimize the policy  $\pi$  that maximizes the expected discounted return  $J(\pi, R) := \mathbb{E}_{(s,a) \sim d_T^\pi(s,a)} [R(s,a)] / (1 - \gamma)$ , where  $d_T^\pi(s,a) := d_T^\pi(s)\pi(a|s)$  is the state-action marginal distribution under the learned policy  $\pi$ . The discounted state marginal distribution  $d_T^\pi(s)$  is denoted as  $(1 - \gamma) \sum_{t=0}^{\infty} \gamma^t \mathcal{P}(s_t = s | \pi)$ , where  $\mathcal{P}(s_t = s | \pi)$  is the probability of reaching state  $s$  at time  $t$  by rolling out  $\pi$ . The policy  $\pi$  can be derived from  $Q$ -learning [41], which learns the  $Q$ -function that satisfies Bellman operator:  $\mathcal{T}Q(s,a) := R(s,a) + \gamma \mathbb{E}_{s' \sim T_{\mathcal{M}}(s'|s,a)} [\max_{a' \in \mathcal{A}} Q(s', a')]$ .

The goal of offline RL is to learn a policy from offline dataset  $\mathcal{D}_{\text{offline}} = \{(s_i, a_i, r_i, s'_i)\}_{i=1}^C$  collected by the behavior policy  $\mu$ . The policy learning includes two parts: policy evaluation (minimizing the Bellman error) and policy improvement (maximizing the  $Q$ -function), that is

$$\begin{aligned} \hat{Q} &\leftarrow \arg \min_Q \mathbb{E}_{s,a,s' \sim \mathcal{D}} [Q(s,a) - \hat{\mathcal{T}}\hat{Q}(s,a)]^2, \\ \hat{\pi} &\leftarrow \arg \max_{\pi} \mathbb{E}_{s \sim \mathcal{D}, a \sim \pi} [\hat{Q}(s,a)], \end{aligned} \quad (1)$$

where  $\mathcal{D}$  can be a fixed offline dataset or replay buffer generated by the current policy  $\hat{\pi}$  interacting with the environment. The operator  $\hat{\mathcal{T}}$  is the Bellman operator based on sample, denoted as  $\hat{\mathcal{T}}Q(s,a) := R(s,a) + \gamma \max_{a' \in \mathcal{A}} Q(s', a')$  [4].

**Preference-based reinforcement learning.** Different from standard RL setting, the reward function is not available in PbRL. Instead, PbRL learns the reward function  $\hat{R}$  from preferences between pairs of trajectory segments to align the human intention [15], where a trajectory segment  $\sigma$  of length  $L$  is defined as a sequence of states and actions  $\{s_k, a_k, \dots, s_{k+L-1}, a_{k+L-1}\} \in (\mathcal{S} \times \mathcal{A})^L$ . Given a pair of segments  $(\sigma_0, \sigma_1)$ , human choose which segment is preferred, i.e.,  $y \in \{0, 1\}$  [14]. The preference label  $y = 1$  indicates  $\sigma_1 \succ \sigma_0$  and  $y = 0$  indicates  $\sigma_0 \succ \sigma_1$ , where  $\sigma_i \succ \sigma_j$  denotes that the segment  $i$  is preferable to the segment  $j$ .

The preference data is stored in the dataset  $\mathcal{D}_l$  as a tuple  $(\sigma_0, \sigma_1, y)$ . To obtain the reward function  $\hat{R}$  parameterized by  $\psi$ , the Bradley-Terry model [16] is utilized to define a preference predictor following previous works [17], [32]:

$$P_\psi(\sigma_0 \succ \sigma_1) = \frac{\exp \sum_t \hat{R}_\psi(s_t^0, a_t^0)}{\exp \sum_t \hat{R}_\psi(s_t^0, a_t^0) + \exp \sum_t \hat{R}_\psi(s_t^1, a_t^1)}. \quad (2)$$

Then, based on the collected preference dataset  $\mathcal{D}_l$ , the reward function  $\hat{R}_\psi$  can be updated through minimizing the cross-entropy loss between the predicted and the true preference labels [32]:

$$\mathcal{L}_R(\psi) = -\mathbb{E}_{(\sigma_0, \sigma_1, y) \sim \mathcal{D}_l} [y \log P_\psi(\sigma_1 \succ \sigma_0) + (1 - y) \log P_\psi(\sigma_0 \succ \sigma_1)]. \quad (3)$$

After obtaining the reward function  $\hat{R}$ , offline PbRL optimizes the policy by maximizing the expected discounted return  $J(\pi, R)$  like standard offline RL.

**Model-based reinforcement learning.** Model-based RL learns the dynamics model to improve sample efficiency [36], [38], [39]. They used the offline dataset  $\mathcal{D}_{\text{offline}}$  to estimate transition model  $\hat{T}(s'|s,a)$ . The transition model  $\hat{T}_\varphi$  parameterized by  $\varphi$  is typically trained via maximum likelihood estimation (MLE):

$$\mathcal{L}_T(\varphi) = -\mathbb{E}_{(s,a,s') \sim \mathcal{D}_{\text{offline}}} [\log \hat{T}_\varphi(s' | s, a)]. \quad (4)$$

In practical implantation, the transition model is approximated by Gaussian distribution and the MLE method is employed to train  $N_T$  ensemble transition models  $\{T_\varphi^i = \mathcal{N}(\mu_\varphi^i, \sigma_\varphi^i)\}_{i=1}^{N_T}$  [37]. The samples are generated through  $H$ -step rollouts. Here, we use the trained transition to generate more trajectory to achieve data augmentation.

#### IV. PROBLEM FORMULATION

The cost of collecting preference data is high since it needs real-time human feedback. Therefore, this paper aims to improve sample efficiency to learn accurate reward model from limited preference data and guarantee agent performance. For PbRL, the ideal form is that the learned reward function  $\hat{R}$  from collected preference data can be consistent with true reward  $R^*$ . Here, we define the function class as  $\mathcal{R} = \{R : \mathcal{S} \times \mathcal{A} \rightarrow \mathbb{R}\}$ . Then we assume the reward class  $\mathcal{R}$  is realizable.

**Assumption 1** (Realizability). *Let  $d(s, a) \in \Delta(\mathcal{S} \times \mathcal{A})$  be the arbitrary data distribution. Then, for any distribution  $d(s, a)$ ,  $\inf_{R \in \mathcal{R}} \mathbb{E}_{(s,a) \sim d(s,a)} [R^*(s, a) - R(s, a)]^2 < \varepsilon_R$  holds.*

Based on the above assumption, the optimal reward function can be obtained if the preference data can cover all data space. However, preference data tend to be limited, even less than hundred in real-world scenarios, such as rehabilitation robot field. Therefore, different from previous PbRL [3], [33], [35], this paper learns reward function from the limited dataset  $\mathcal{D}_l = \{(\sigma_0^l, \sigma_1^l, y)^{(i)}\}_{i=1}^{N_l}$ . We train the transition model through Eq. (4) to generate more unlabeled preference data  $\mathcal{D}_u = \{(\sigma_0^u, \sigma_1^u)^{(i)}\}_{i=1}^{N_u}$ . The pseudo labels  $\hat{y}$  for unlabeled dataset  $\mathcal{D}_u$  can be obtained through reward model trained on  $\mathcal{D}_l$  [3], that is

$$\hat{y}(\sigma_0^u, \sigma_1^u) = \mathbb{1}[P(\sigma_1^u \succ \sigma_0^u; \psi) > 0.5], \quad (5)$$

where  $\mathbb{1}(\cdot)$  is indicator function. The reward function is updated through collected labeled dataset  $\mathcal{D}_l$  and generated unlabeled dataset  $\mathcal{D}_u$ . Then, the reward model can be optimized through minimizing

$$\begin{aligned} \mathcal{L}'_R(\psi) = & \mathbb{E}_{(\sigma_0^l, \sigma_1^l, y) \sim \mathcal{D}_l} [L((\sigma_0^l, \sigma_1^l), y)] \\ & + \mathbb{E}_{(\sigma_0^u, \sigma_1^u) \sim \mathcal{D}_u} [L((\sigma_0^u, \sigma_1^u), \hat{y})], \end{aligned} \quad (6)$$

where  $L((\sigma_0, \sigma_1), y) = -(1 - y) \log P(\sigma_0 \succ \sigma_1; \psi) - y \log P(\sigma_1 \succ \sigma_0; \psi)$ . However, the pretrained reward model may generate incorrect pseudo-labels for unlabeled dataset, leading to noisy training and poor generalization [31]. Therefore, one key question is how to design a data selecting mechanism to improve prediction accuracy and guarantee training stability.

The another key aspect is the theory for offline PbRL. There are very few algorithms specifically designed for offline PbRL with strong guarantee, including generalization bound for reward model and safe improvement guarantee for policy learning. Therefore, another key question is to develop a systematic theory for offline PbRL, including generalization bound and improvement guarantee.

#### V. REWARD LEARNING

The reward learning involves two stages: pretraining based on collected labeled data  $\mathcal{D}_l$  and updating based on  $\mathcal{D}_l$  and unlabeled data  $\mathcal{D}_u$  during policy learning, which is essentially semi-supervised learning [26]. This section focuses on designing a data selecting function  $f(\sigma_0^u, \sigma_1^u)$  to ensure the quality of generated preference data, and explaining the factors that influence the generalization ability of reward model.

##### A. Uncertainty-aware Pseudo-label Selection

Motivated by the previous pseudo-labeling work [31], we select data from unlabeled dataset  $\mathcal{D}_u$  according two principles: confidence and uncertainty. The data with high confidence and low uncertainty can be chosen for reward training. High confidence refers that pre-trained reward model discriminates the preference of two trajectories into  $\hat{y}$  with high probability  $p(\sigma_0^u, \sigma_1^u, \hat{y})$ . Low uncertainty refers that the  $N_R$  reward models (model ensembles) predicts with small variance  $\tau(\sigma_0^u, \sigma_1^u, N_R)$ . The probability confidence  $p(\sigma_0^u, \sigma_1^u, \hat{y})$  and uncertainty variance  $\tau(\sigma_0^u, \sigma_1^u, N_R)$  can be denoted as

$$\begin{aligned} p(\sigma_0^u, \sigma_1^u, \hat{y}) &= (1 - \hat{y}) \bar{P}_\psi(\sigma_0^u \succ \sigma_1^u) + \hat{y} \bar{P}_\psi(\sigma_1^u \succ \sigma_0^u) \\ \tau(\sigma_0^u, \sigma_1^u, N_R) &= \text{Std} \{ \mathbf{P}_\psi(\sigma_0^u \succ \sigma_1^u) \}, \end{aligned} \quad (7)$$

where  $N_R$  is the number of reward model,  $\text{Std} \{ \mathbf{P}(\cdot) \}$  denotes the variance of output probability of  $N_R$  reward models, and  $\bar{P}(\cdot)$  is the mean probability of  $N_R$  reward models. Therefore, according to high confidence and low uncertainty, the  $f(\sigma_0^u, \sigma_1^u)$  can be denoted as:

$$f(\sigma_0^u, \sigma_1^u) = \mathbb{1}[p(\sigma_0^u, \sigma_1^u, \hat{y}) > \kappa_p] \cdot \mathbb{1}[\tau(\sigma_0^u, \sigma_1^u) < \kappa_\tau], \quad (8)$$

where  $\kappa_p$  and  $\kappa_\tau$  are thresholds of confidence and uncertainty respectively.  $f(\sigma_0^u, \sigma_1^u) = 1$  denotes the generated data  $(\sigma_0^u, \sigma_1^u)$  is selected, and  $f(\sigma_0^u, \sigma_1^u) = 0$  denotes the data is not selected. Then combining Eq. (6), the reward model can be optimized through minimizing

$$\begin{aligned} \hat{\mathcal{L}}_R(\psi) &= \frac{1}{\tilde{N}_u} \sum_{j=1}^{\tilde{N}_u} f(\sigma_0^u, \sigma_1^u)^{(j)} L((\sigma_0^u, \sigma_1^u)^{(j)}, \hat{y}^j) \\ &\quad + \frac{1}{N_l} \sum_{i=1}^{N_l} L((\sigma_0^l, \sigma_1^l)^{(i)}, y^i), \end{aligned} \quad (9)$$

where  $\tilde{N}_u$  is the number of generated dataset after screening, and  $\hat{\mathcal{L}}_R(\psi)$  is the empirical risk. It contains two parts: labeled loss  $\hat{\mathcal{L}}_l(\psi)$  and unlabeled loss  $\hat{\mathcal{L}}_u(\psi)$ . Note that the label in unlabeled loss is pseudo-label, which may be different from the true label. Therefore, there is the gap between the unlabeled loss with pseudo-label  $\hat{\mathcal{L}}_u(\psi)$  and that with true label  $\hat{\mathcal{L}}'_u(\psi)$ . Before bounding this gap, we firstly give the below assumption without loss of generality.

**Assumption 2.** *For the pretrained reward model  $\hat{R}_\psi$  through the limited labeled dataset  $\mathcal{D}_l = \{(\sigma_0^l, \sigma_1^l, y)^{(i)}\}_{i=1}^{N_l}$ , if the pseudo label  $\hat{y}$  is defined in Eq. (5), then the pseudo-labeling error for the unlabeled dataset  $\mathcal{D}_u = \{(\sigma_0^u, \sigma_1^u)^{(j)}\}_{j=1}^{N_u}$  is smaller than  $\eta$ , i.e.,  $\sum_{j=1}^{N_u} \mathbb{1}[\hat{y}^j \neq y^j] / N_u \leq \eta$ .*

**Proposition 1.** *Suppose that the loss  $L((\sigma_0, \sigma_1), y)$  is bounded by  $\Omega$ . Then, for any  $R \in \mathcal{R}$ , under Assumption 2 the following equation holds:*

$$|\hat{\mathcal{L}}_u(\psi) - \hat{\mathcal{L}}'_u(\psi)| \leq \eta \Omega. \quad (10)$$

The proof of Proposition 1 can be found in Appendix A. This gap is mainly influenced by the term  $\eta$ . Through selecting high confidence and low uncertainty samples, the  $\eta$  can be significantly reduced. Combining Eqs. (5) and (8), we find that if  $p(\sigma_0^u, \sigma_1^u, \hat{y})$  is small, the  $L((\sigma_0^u, \sigma_1^u), \hat{y})$  would become larger. Too large error can lead to unstable training and low performance. Therefore, through selecting



mechanism  $f(\sigma_0^u, \sigma_1^u)$ , a more accurate subset of pseudo-labels can be used in reward training, and through setting a higher confidence threshold for pseudo labeling, a lower prediction error and the stability of training can be guaranteed.

### B. Generalization Bound for Reward Model

Before developing generalization bound, we define the expected error  $\mathcal{L}_R(\psi)$  with respect to the reward model  $R(s, a; \psi)$ :  $\mathcal{L}_R(\psi) = \mathbb{E}_{(\sigma_0, \sigma_1, y) \sim \mathcal{D}}[L((\sigma_0, \sigma_1), y)]$ , where  $\mathcal{D}$  is data distribution. The reward model is trained through minimizing the empirical error  $\hat{\mathcal{L}}_R(\psi)$  in Eq. (9). Through developing generalization error bound, we can analyse the factors that influence generalization ability.

Similar to the previous generalization bound works [29], Rademacher complexity, which measures the richness of a certain hypothesis space [19], is introduced firstly. The definition is given below:

**Definition 1** (Empirical Rademacher complexity). *Let  $\mathcal{F}$  be a family of functions mapping from  $\mathcal{Z}$  to  $\mathbb{R}$  and  $\hat{\mathcal{S}} = \{z_1, \dots, z_{N_s}\}$  be a fixed sample of size  $N_s$  drawn from the distribution  $\mathcal{S}$  over  $\mathcal{Z}$ . The empirical Rademacher complexity of  $\mathcal{F}$  for sample  $\hat{\mathcal{S}}$  is defined as*

$$\hat{\mathcal{R}}_{\hat{\mathcal{S}}}(\mathcal{F}) = \mathbb{E}_{\sigma} \left[ \sup_{f \in \mathcal{F}} \frac{1}{N_s} \sum_{i=1}^{N_s} \sigma_i f(z_i) \right], \quad (11)$$

where  $\sigma = (\sigma_1, \dots, \sigma_{N_s})$  are independent uniform random variables taking values in  $\{-1, +1\}$ .

**Definition 2** (Induced Reward Function Families). *Given for a space  $\mathcal{R}$  of reward function  $R$ , the induced reward function families  $\Pi(\mathcal{F})$  is defined as*

$$\Pi(\mathcal{R}) = \{(\sigma_0, \sigma_1) \rightarrow -\log P(\sigma_0 \succ \sigma_1) \mid R \in \mathcal{R}\}, \quad (12)$$

where  $P(\cdot)$  is defined in Eq. (2) and  $\Pi(\mathcal{R})$  is the union of projections of  $\mathcal{R}$  onto each dimension.

In general, lower Rademacher complexity corresponds to better generalization performance. Then, based on the above definition and Proposition 1, we develop the new generalization bound for reward model trained through Eq. (9). The specific theorem is given below.

**Theorem 1.** *Let reward model be trained on the labeled dataset  $\mathcal{D}_l = \{(\sigma_0^l, \sigma_1^l, y)^{(i)}\}_{i=1}^{N_l}$  and unlabeled dataset  $\mathcal{D}_u = \{(\sigma_0^u, \sigma_1^u)^{(i)}\}_{i=1}^{N_u}$ . Then, for any  $\delta > 0$ , with probability at least  $1 - \delta$ , under Assumption 1 and 2 the following holds for any reward function  $R \in \mathcal{R}$ ,*

$$\mathcal{L}_R(\psi) \leq \hat{\mathcal{L}}_R(\psi) + \eta\Omega + 4\hat{\mathcal{R}}_{\hat{\mathcal{D}}}(\Pi(\mathcal{R})) + 3\sqrt{\frac{\log(2/\delta)}{2(N_l + N_u)}},$$

where  $\hat{\mathcal{D}}$  is the input combination of labeled and unlabeled dataset, i.e.  $\{(\sigma_0, \sigma_1)^{(i)}\}_{i=1}^{N_l + N_u}$ .

The proof of Theorem 1 can be found in Appendix B. Theorem 1 indicates that the expected error  $\mathcal{L}_R(\psi)$  is bounded by empirical error  $\hat{\mathcal{L}}_R(\psi)$ , pseudo-labeling error  $\eta\Omega$ , Rademacher complexity and constant terms. The constant term can become small when the number of unlabeled data increases, but it may

---

### Algorithm 1: LEASE: offLine prEference-bAsed RL with high Sample Efficiency

---

**Input:** offline dataset  $\mathcal{D}_{\text{offline}}$ , limited labeled preference dataset  $\mathcal{D}_l$ , critic  $Q_\omega$ , policy  $\pi_\theta$ , transition model  $T_\varphi$ , and reward model  $R_\psi$ .

**Output:** reward  $\hat{R}$  and policy  $\hat{\pi}$  learned by LEASE.

- 1: **Initialization:** Randomly initializing all networks and generated unlabeled dataset  $\mathcal{D}_u = \emptyset$ .
  - 2: Train an ensemble transition model  $\{T_\varphi^i\}_{i=1}^{N_T}$  on  $\mathcal{D}_{\text{offline}}$  according to Eq. (4).
  - 3: Pre-train an ensemble reward model  $\{R_\psi^i\}_{i=1}^{N_R}$  on  $\mathcal{D}_l$  according to Eq. (3).
  - 4: **for**  $t = 1, 2, \dots, N_{\text{iter}}$  **do**
  - 5:   **if**  $t \% \text{rollout frequency} = 0$  **then**
  - 6:     Generate synthetic  $H$ -step rollouts by  $T_\varphi$ . Add transition trajectory into  $\mathcal{D}_u$ .
  - 7:   **end if**
  - 8:   **if** reward update condition is TRUE **then**
  - 9:     Give pseudo label for unlabeled dataset  $\mathcal{D}_u$  based on pre-trained reward model.
  - 10:    Select high confidence and low uncertainty unlabeled data according to Eq. (8).
  - 11:    Train the reward model based on  $\mathcal{D}_l$  and  $\mathcal{D}_u$  according to Eq. (9).
  - 12:   **end if**
  - 13:   Train policy using offline RL algorithms, such as CQL and IQL.
  - 14: **end for**
- 

cause unstable training when labels are inaccurate. According to Proposition 1, empirical error and pseudo-labeling error can be reduced through selecting mechanism  $f(\sigma_0^u, \sigma_1^u)$ , thus the better generalization ability, that is tighter upper bound, can be achieved. Note that Theorem 1 has generality and can be applicable to methods that train reward model using pseudo-labels. The difference among various methods may lie in how they train reward model to improve the accuracy of pseudo-labels, that is reducing  $\eta$ . If one method fails to reduce the pseudo-labeling error  $\eta$ , the upper generalization bound would be looser than that of no data augmentation.

## VI. POLICY LEARNING

This paper directly uses the proposed offline RL algorithms, such as CQL [4] and IQL [25], to perform policy learning. To solve the problem of high cost for labeling preference, we propose a offLine prEference-bAsed RL with high Sample Efficiency algorithm (LEASE). This section aims to describe the details of LEASE and establish the theory for safe policy improvement guarantee.

### A. The Implementation Details of LEASE

Most offline RL algorithms are based on Eq. (1). They proposed various algorithms to solve the problem of distribution shift. In offline PbRL setting, the reward is unknown for agent. The accuracy of reward model directly influence

the performance of policy. Moreover, the unlabeled data are generated through the current policy interaction with learned transition model. Therefore, the reward model and policy influence each other. In practical implementation, the policy,  $Q$ -function, reward and transition model are parameterized by  $\pi_\theta$ ,  $Q_\omega$ ,  $R_\psi$  and  $T_\varphi$  respectively.

Algorithm 1 gives pseudocode for LEASE. The goal of LEASE is to learn better reward model  $R_\psi$  from fewer labeled preference dataset  $\mathcal{D}_l$  and learn better policy  $\pi_\theta$  from offline dataset  $\mathcal{D}_{\text{offline}}$  without interaction with environment. The key of LEASE is how to train reward model in policy learning process. Notably, the reward model only update once instead of updating constantly in this process. The reward update condition is set to when the number of unlabeled data in buffer reaches the maximum buffer capacity. The update time is influenced by rollout frequency and rollout batch size. The reward update condition, rollout length  $H$  and selecting mechanism  $f(\sigma_1, \sigma_2)$  are the important factors for reward model.

### B. Safe Policy Improvement Guarantee

Offline RL aims to guarantee  $\xi$ -safe policy improvement over the behavior policy  $\mu$  (the policy used to collect offline dataset), i.e.  $J(\hat{\pi}, R^*) \geq J(\mu, R^*) - \xi$  [4]. This part develops theoretical guarantee of policy improvement for LEASE, that is giving the bound for  $J(\mu, R^*) - J(\hat{\pi}, R^*)$ , and further analyzes sample complexity when reward model is unknown. Firstly, we propose a new single-policy concentrability coefficient for PbRL based on state-action pair instead of trajectory like [18].

**Definition 3** (Concentrability coefficient for PbRL). *Concentrability coefficient  $\mathcal{C}_{\mathcal{R}}(\pi)$  is used to measure how well reward model errors transfer between offline data distribution  $d_T^\mu$  and the visitation distribution  $d_T^\pi$  under transition  $T$  and policy  $\pi$ , defined as*

$$\mathcal{C}_{\mathcal{R}}(\pi) = \sup_{\hat{R} \in \mathcal{R}} \left| \frac{\mathbb{E}_{(s,a) \sim d_T^\pi} [R^*(s,a) - \hat{R}(s,a)]}{\mathbb{E}_{(s,a) \sim d_T^\mu} [R^*(s,a) - \hat{R}(s,a)]} \right|. \quad (13)$$

where  $R^*(s,a)$  is the true reward model and coefficient  $\mathcal{C}_{\mathcal{R}}(\pi)$  is upper bounded by  $\|d_T^\pi/d_T^\mu\|_\infty$ .

Next, similar to [18], [20], we use  $\varepsilon$ -bracketing number to measure the complexity of reward function class  $\mathcal{R}$ , which can be defined as

**Definition 4** ( $\varepsilon$ -bracketing number). *The  $\varepsilon$ -bracketing number  $\mathcal{N}_{\mathcal{R}}(\varepsilon)$  is the minimum number of  $\varepsilon$ -brackets  $(l, u)$  required to cover a function class  $\mathcal{R}$ , where each bracket  $(l, u)$  satisfies  $l(\sigma_0, \sigma_1) \leq P_R(\sigma_0, \sigma_1) \leq u(\sigma_0, \sigma_1)$  and  $\|l - u\|_1 \leq \varepsilon$  for all  $R \in \mathcal{R}$  and all trajectory-pairs  $(\sigma_0, \sigma_1)$ , and  $P_R(\sigma_0, \sigma_1)$  is the probability that segment  $\sigma_0$  is preferable to segment  $\sigma_1$  defined in Eq. (2).*

**Theorem 2.** *Under Assumption 1, for any  $\delta \in (0, 1]$ , the policy  $\hat{\pi}$  learned by LEASE, with high probability  $1 - \delta$ ,*

*satisfies that  $J(\mu, R^*) - J(\hat{\pi}, R^*)$  is upper bound by*

$$\xi + \frac{1 + \mathcal{C}_{\mathcal{R}}(\hat{\pi})}{1 - \gamma} \left( \sqrt{\frac{4C}{NL^2} \log \left( \frac{\mathcal{N}_{\mathcal{R}}(1/N)}{\delta} \right)} + \sqrt{\frac{4R_{max}^2 \log(1/\delta)}{NL}} \right), \quad (14)$$

where  $C > 0$  is the absolute constant defined in Eq. (2),  $N$  is the size of preference dataset, and  $L$  is the length of trajectory. The term  $\xi$  is performance gap depending on offline algorithm itself.

The proof of Theorem 2 can be found in Appendix C. The  $\xi$  is constant when offline algorithm is determined. Therefore, the tighter bound can be achieved through reducing performance gap caused by reward model (see Proposition 3). It can be reduced to small value  $\varpi$  with sample complexity of

$$N = \tilde{\mathcal{O}} \left( \frac{4(1 + \mathcal{C}_{\mathcal{R}}(\hat{\pi}))^2}{\varpi^2(1 - \gamma)^2} \left( \sqrt{\frac{C \log(\mathcal{N}_{\mathcal{R}}(1/N)/\delta)}{L^2}} + \sqrt{\frac{R_{max}^2 \log(1/\delta)}{L}} \right)^2 \right), \quad (15)$$

where concentrability coefficient  $\mathcal{C}_{\mathcal{R}}(\hat{\pi})$  can become smaller when the learned policy  $\hat{\pi}$  is close to behavior policy  $\mu$ . Bracketing number  $\log(\mathcal{N}_{\mathcal{R}}(1/N))$  measures the complexity of function class  $\mathcal{R}$  and takes  $\mathcal{O}(d)$  in linear reward model [18]. Notably, LEASE can learn accurate reward model through data augmentation under fewer  $N_l$  preference data ( $N_l < N$ ). Thus, the performance gap can become tighter under fewer data, that is LEASE can have higher sample efficiency compared with [18]. More discussion can be found in Section VIII-A.

## VII. EXPERIMENTS

This section gives the details of experiments and focuses on answering the following questions:

- **Q<sub>1</sub>**: How well the accuracy of reward model through data augmentation under fewer preference data?
- **Q<sub>2</sub>**: How well does LEASE perform compared with offline PbRL baseline in standard benchmark tasks?
- **Q<sub>3</sub>**: How the proposed selecting mechanism and parameter settings affect the performance of reward and policy?

We answer these questions on two distinct domains (mujoco and adroit) within the D4RL benchmark [22], covering several locomotion and manipulation tasks. The code for LEASE is available at [anonymous.link](#).

### A. Experiment Setup

**Experimental Datasets.** The offline dataset and preference dataset of experiments originate from [22] and [21], respectively. The offline datasets are based on the D4RL dataset [22]. We select medium and medium-expert two types dataset for Mujoco tasks, and human and expert for Adroit tasks. The difference between different dataset in certain task lies in the collected policy. Fig. 2 depicts the six tasks for D4RL




Fig. 2. The description of Mujoco tasks (locomotion tasks) and Adroit tasks (manipulation tasks).

TABLE I  
BASE PARAMETER CONFIGURATION OF METHOD LEASE.

Model	Parameter	Value
Transition Model	Model learning rate	$1 \times e^{-3}$
	Number of hidden layers	4
	Number of hidden units per layer	200
	Batch size	256
	Number of model networks $N_T$	7
	Number of elites	5
Reward Model	Model learning rate	$3 \times e^{-4}$
	Number of hidden layers	3
	Number of hidden units per layer	256
	Batch size (Pretrain)	256(64)
	Number of model networks $N_R$	3
Policy Model	Number of labeled dataset $N_l$	100
	Actor learning rate (IQL)	$1(3) \times e^{-4}$
	Critic learning rate	$3 \times e^{-4}$
	Number of hidden layers(IQL)	3(2)
	Number of hidden units per layer	256
	Batch size	256

benchmark. For three mujoco tasks, the goal is to control the robot’s various joints to achieve faster and more stable locomotion. For adroit tasks, they involve controlling a 24-DoF simulated Shadow Hand robot on a sparse reward, high-dimensional robotic manipulation task.

The preference dataset are from the previous work [21], where they provided baseline for offline PbRL based on 2000 preference data labeled by two types (We denote this method as URLHF). One is crowd-sourced labels obtained by crowd-sourcing, and the other is synthetic labels based on ground truth reward. To test LEASE performance for two types preference data, the labels of preference is from human-realistic feedback for mujoco tasks, and ground truth reward for adroit tasks. This paper aims to test the performance under fewer preference data without online interaction. We take the first 100 data of [21] as 2000 preference dataset, and denote method without data augmentation as FEWER.

**Experimental Details.** Offline PbRL setting involves two steps: reward learning and policy learning. Here, we directly use offline RL algorithms CQL [4] and IQL [25] to perform policy learning. The performance of these algorithms is evaluated based on the cumulative return. For comparison, the scores are normalized between 0 (random policy score) and 100 (expert policy score) [22]. The normalized score  $\tilde{J}$  is computed by:

$$\tilde{J} = \frac{J - J_r}{J_e - J_r} \times 100, \quad (16)$$

where  $J_r$ ,  $J_e$  and  $J$  are the expected return of a random policy, an expert policy, and the trained policy by offline

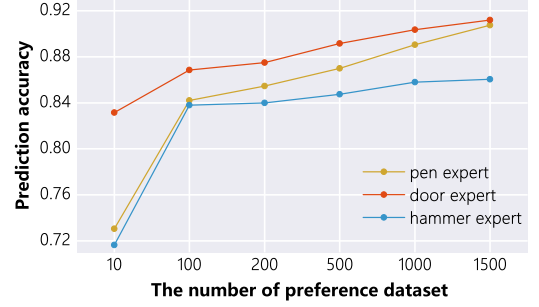


Fig. 3. The relationship between preference model accuracy and the number of preference dataset  $N_l$ .

TABLE II  
THE HYPERPARAMETERS FOR LEASE UNDER CQL AND IQL ALGORITHMS.

Task Name	$H$	CQL		$H$	IQL	
		$\kappa_p$	$\kappa_\tau$		$\kappa_p$	$\kappa_\tau$
walker2d-m	10	0.85	0.05	10	0.75	0.08
walker2d-m-e	10	0.85	0.05	10	0.85	0.08
hopper-m	10	0.85	0.05	10	0.85	0.08
hopper-m-e	100	0.85	0.05	10	0.85	0.08
halfcheetah-m	10	0.85	0.05	10	0.85	0.08
halfcheetah-m-e	200	0.85	0.05	10	0.75	0.08
pen-human	10	0.95	0.05	10	0.85	0.08
pen-expert	10	0.90	0.05	10	0.95	0.08
door-human	10	0.95	0.05	10	0.90	0.08
door-expert	20	0.95	0.05	10	0.95	0.08
hammer-human	10	0.95	0.05	10	0.90	0.08
hammer-expert	20	0.99	0.05	10	0.95	0.08

RL algorithms, respectively. Table I gives the hyper-parameter configuration for reward and transition training, and policy learning. The details are given the below:

1) *Reward and transition model training*: Similar to [37], we train an ensemble of 7 transition models and select the best 5 models. Each model consists of a 4-layer feed-forward neural network with 200 hidden units. The model training employs maximum likelihood estimation with a learning rate of  $1 \times e^{-3}$  and Adam optimizer. Following [21], we train an ensemble of 3 reward models. Each reward model includes a 3-layer feed-forward neural network with 256 hidden units. The reward model training uses cross-entropy loss with a learning rate of  $3 \times e^{-4}$  and Adam optimizer.

2) *Policy optimization*: The offline algorithms include CQL and IQL. In CQL algorithm, the actor network  $\pi_\theta$  and critic network  $Q_\omega$  adopt a 3-layer feed-forward neural network with learning rate of  $1 \times e^{-4}$  and  $3 \times e^{-4}$ , respectively. The  $cql$  weight and temperature are set as 5.0 and 1.0 for all tasks, respectively. In IQL algorithm, the actor network and critic network adopt a 2-layer neural network with learning rate of  $3 \times e^{-4}$  and  $3 \times e^{-4}$ , respectively. The expectile and temperature are set as 0.7 and 3.0 for mujoco tasks and 0.8 and 3.0 for adroit tasks.

3) *Parameter tuning*: Theorem 1 indicates that the performance of reward model is influenced by the selecting mechanism  $f(\sigma_0^u, \sigma_1^u)$  and the quality of the generated data. Therefore, the key hyperparameters should be tuned for LEASE

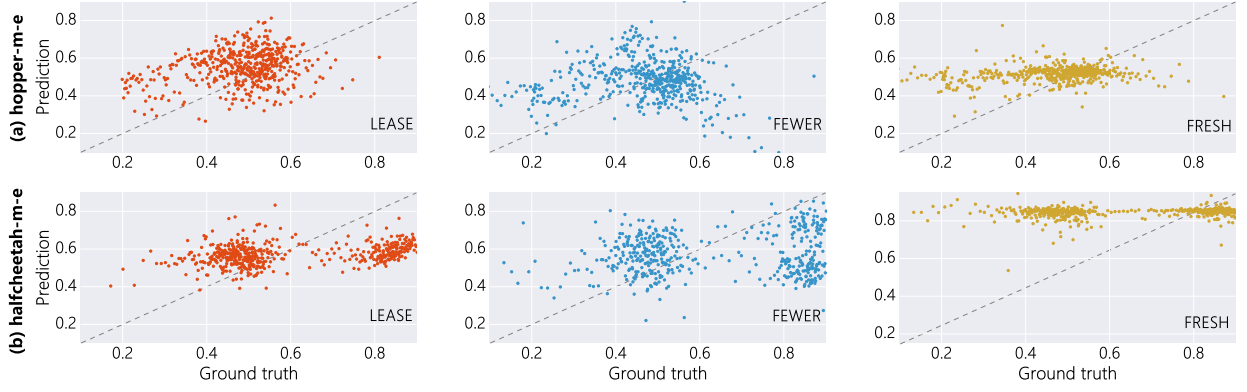


Fig. 4. The comparison between prediction value by the learned rewards and their ground truths for different methods under (a) hopper-medium-expert and (b) halfcheetah-medium-expert datasets, where the value predicted by the trained reward model and ground-truth reward value are both normalized to  $[0, 1]$ . From left to right are methods LEASE, FEWER and FRESH, respectively.

TABLE III

COMPARISON RESULTS OF PSEUDO-LABELING ACCURACY AND AGENT PERFORMANCE BETWEEN USING CONFIDENCE AND UNCERTAINTY AND ONLY USING CONFIDENCE. THE ACCURACY OF PSEUDO-LABEL GENERATED BY REWARD MODEL IS EVALUATED ON ALL PREFERENCE DATASET.

Selecting Mechanism	pen-expert		door-expert		hammer-expert	
	label accuracy	agent performance	label accuracy	agent performance	label accuracy	agent performance
<b>Confidence and uncertainty</b>	$87.3 \pm 0.5$	<b><math>132.5 \pm 2.3</math></b>	$89.3 \pm 0.6$	<b><math>103.2 \pm 0.7</math></b>	$85.5 \pm 0.2$	<b><math>126.3 \pm 1.2</math></b>
<b>Only confidence</b>	$85.9 \pm 0.8$	$126.8 \pm 0.1$	$87.8 \pm 0.2$	$101.1 \pm 2.2$	$84.4 \pm 0.4$	$118.2 \pm 9.6$

including: rollout horizon  $H \in \{10, 20, 100, 200\}$ , probability confidence  $\kappa_p(\sigma_0^u, \sigma_1^u, \hat{y}) \in \{0.75, 0.85, 0.90, 0.95, 0.99\}$  and uncertainty variance  $\kappa_\tau(\sigma_0^u, \sigma_1^u, N_R) \in \{0.05, 0.08\}$ . Table II shows the above hyperparameters for LEASE under CQL and IQL algorithms.

### B. Results for Reward Model

**The effect of the number of preference data for preference model.** Learning an accurate reward is difficult in the offline PbRL setting when preference labels are scarce. Fig. 3 illustrates the relationship between the prediction accuracy of preference model without data augmentation and the number of preference data  $N_l$ , where preference model is based on reward model (Eq. (2)). Here, we use the last 200 of 2000 preference data that are not seen in training stage as evaluation dataset. It indicates that as the number of preference data  $N_l$  increases, the prediction accuracy of the preference model shows an upward trend. This also validates Theorem 1 that increasing the number of samples  $N_l$  can reduce the generalization error.

**The effect of data augmentation for the performance of reward model.** We compare the accuracy of reward model before and after data augmentation under fewer preference dataset. Fig. 4 shows the comparison results between prediction and ground truth of reward, where the predicted and true rewards are both normalized to  $[0, 1]$ . We randomly sample 500 data from unlabeled datasets that are not seen in training stage for evaluation. This figure indicates the linear relationship between reward predicted by LEASE and ground truth is better than that of other two methods, where method not using selecting mechanism is denoted as FRESH. The prediction of reward model learned by method FRESH is

TABLE IV

THE PERFORMANCE OF THE LEARNED TRANSITION MODEL, WHERE ERROR IS CALCULATED BY THE SUM OF THE MEAN SQUARE VALUES OF PREDICTED AND TRUE VALUE IN EACH DIMENSION.

Task Name	walker2d-m-e	hopper-m-e	halfcheetah-m-e
<b>Error</b>	$6.57 \pm 0.10$	$0.38 \pm 0.01$	$16.19 \pm 0.48$
Task Name	pen-expert	door-expert	hammer-expert
<b>Error</b>	$1.05 \pm 0.01$	$0.04 \pm 0.01$	$0.58 \pm 0.03$

very narrow and the accuracy is greatly reduced compared with FEWER. This is because generated data of FRESH are not selected by  $f(\sigma_0, \sigma_1)$ , which causes substantial errors for the labels of generated data and leads to the collapse of training. This validates that the performance of reward model can be improved through data augmentation and selecting mechanism, where the designed selecting mechanism has a greater impact on reward model performance.

**The effect of uncertainty for reward model and agent performance.** Table III compares the accuracy of pseudo-labels and performance between the proposed method LEASE and the confidence-only method. The latter method is the Surf [3] that only uses confidence for screening data. This table validates that LEASE outperforms the confidence-only approach in pseudo-labels accuracy and agent performance. The performance improved by 4.5%, 2.8% and 6.85% for pen-expert, door-expert and hammer-expert, respectively. Additionally, there is a difference between the accuracy of the preference model  $P(\sigma_0 \succ \sigma_1)$  (pseudo-label accuracy) and the accuracy of the reward model  $R(s, a)$  (See Eq. (2)). A decline in the accuracy of the reward model may not necessarily lead to a significant drop in the accuracy of the preference model,



TABLE V

RESULTS FOR THE D4RL TASKS DURING THE LAST 5 ITERATIONS OF TRAINING AVERAGED OVER 3 SEEDS.  $\pm$  CAPTURES THE STANDARD DEVIATION OVER SEEDS. BOLD INDICATES THE PERFORMANCE WITHIN 2% OF THE BEST PERFORMING ALGORITHM FOR EACH OFFLINE ALGORITHM.

Task Name	URLHF	CQL [4] FEWER	LEASE	URLHF	IQL [25] FEWER	LEASE
walker2d-m	76.0 $\pm$ 0.9	77.4 $\pm$ 0.6	<b>78.4 <math>\pm</math> 0.9</b>	<b>78.4 <math>\pm</math> 0.5</b>	71.8 $\pm$ 0.8	74.6 $\pm$ 1.8
walker2d-m-e	92.8 $\pm$ 22.4	77.7 $\pm$ 0.3	<b>98.6 <math>\pm</math> 18.1</b>	<b>109.4 <math>\pm</math> 0.1</b>	105.2 $\pm$ 3.1	<b>108.1 <math>\pm</math> 0.5</b>
hopper-m	54.7 $\pm$ 3.4	55.8 $\pm$ 2.8	<b>56.5 <math>\pm</math> 0.6</b>	50.8 $\pm$ 4.2	<b>56.7 <math>\pm</math> 2.6</b>	<b>56.0 <math>\pm</math> 0.5</b>
hopper-m-e	<b>57.4 <math>\pm</math> 4.9</b>	53.6 $\pm$ 0.9	56.4 $\pm$ 0.8	<b>94.3 <math>\pm</math> 7.4</b>	56.0 $\pm$ 1.4	55.9 $\pm$ 1.9
halfcheetah-m	<b>43.4 <math>\pm</math> 0.1</b>	<b>43.5 <math>\pm</math> 0.1</b>	<b>43.5 <math>\pm</math> 0.1</b>	<b>43.3 <math>\pm</math> 0.2</b>	42.2 $\pm$ 0.1	<b>43.0 <math>\pm</math> 0.3</b>
halfcheetah-m-e	<b>62.7 <math>\pm</math> 7.1</b>	48.3 $\pm$ 0.7	53.2 $\pm$ 3.1	<b>91.0 <math>\pm</math> 2.3</b>	59.1 $\pm$ 4.9	62.4 $\pm$ 1.4
<b>Mujoco Average</b>	<b>64.5 <math>\pm</math> 6.5</b>	59.4 $\pm$ 0.9	<b>64.4 <math>\pm</math> 4.0</b>	<b>77.9 <math>\pm</math> 2.5</b>	65.2 $\pm$ 2.2	66.7 $\pm$ 1.0
pen-human	<b>9.8 <math>\pm</math> 14.1</b>	0.5 $\pm$ 3.0	3.8 $\pm$ 4.6	50.2 $\pm$ 15.8	67.3 $\pm$ 10.0	<b>75.6 <math>\pm</math> 3.3</b>
pen-expert	<b>138.3 <math>\pm</math> 5.2</b>	128.1 $\pm$ 0.7	132.5 $\pm$ 2.3	<b>132.9 <math>\pm</math> 4.6</b>	104.1 $\pm$ 12.9	113.8 $\pm$ 6.3
door-human	<b>4.7 <math>\pm</math> 5.9</b>	0.2 $\pm$ 1.0	<b>4.7 <math>\pm</math> 8.8</b>	3.5 $\pm$ 3.2	4.0 $\pm$ 2.5	<b>5.9 <math>\pm</math> 0.5</b>
door-expert	<b>103.9 <math>\pm</math> 0.8</b>	103.0 $\pm$ 0.9	<b>103.2 <math>\pm</math> 0.7</b>	<b>105.4 <math>\pm</math> 0.4</b>	104.5 $\pm$ 0.6	<b>105.2 <math>\pm</math> 0.2</b>
hammer-human	<b>0.9 <math>\pm</math> 0.3</b>	0.3 $\pm$ 0.0	0.3 $\pm$ 0.0	1.4 $\pm$ 1.0	1.2 $\pm$ 0.2	<b>1.7 <math>\pm</math> 0.4</b>
hammer-expert	120.2 $\pm$ 6.8	124.1 $\pm$ 2.1	<b>126.3 <math>\pm</math> 1.2</b>	<b>127.4 <math>\pm</math> 0.2</b>	125.2 $\pm$ 2.3	<b>126.3 <math>\pm</math> 0.1</b>
<b>Adroit Average</b>	<b>63.0 <math>\pm</math> 5.5</b>	59.4 $\pm$ 1.3	61.8 $\pm$ 3.0	<b>70.1 <math>\pm</math> 4.2</b>	67.1 $\pm$ 4.8	<b>71.4 <math>\pm</math> 1.8</b>

TABLE VI

THE COMPARISON RESULTS BETWEEN THE PERFORMANCE USING SELECTING MECHANISM AND THAT NOT USING. THE LATTER METHOD IS DENOTED AS FRESH.  $\uparrow$  DENOTES THE IMPROVEMENT OF PERFORMANCE.

Task Name	walker2d-m	hopper-m	halfcheetah-m	walker2d-m-e	hopper-m-e	halfcheetah-m-e
CQL <b>FRESH</b>	76.0 $\pm$ 1.3	54.4 $\pm$ 1.6	43.4 $\pm$ 0.1	77.4 $\pm$ 2.2	55.0 $\pm$ 0.4	49.9 $\pm$ 0.9
<b>LEASE</b>	<b>78.4 <math>\uparrow</math> (3.3%)</b>	<b>56.5 <math>\uparrow</math> (4.0%)</b>	<b>43.5 <math>\uparrow</math> (0.6%)</b>	<b>98.6 <math>\uparrow</math> (27.4%)</b>	<b>56.4 <math>\uparrow</math> (2.6%)</b>	<b>53.2 <math>\uparrow</math> (6.6%)</b>
IQL <b>FRESH</b>	72.7 $\pm$ 4.1	53.5 $\pm$ 0.8	42.5 $\pm$ 0.1	105.3 $\pm$ 1.0	53.9 $\pm$ 0.1	54.5 $\pm$ 2.2
<b>LEASE</b>	<b>74.6 <math>\uparrow</math> (2.6%)</b>	<b>56.0 <math>\uparrow</math> (4.5%)</b>	<b>43.0 <math>\uparrow</math> (1.3%)</b>	<b>108.1 <math>\uparrow</math> (2.7%)</b>	<b>55.9 <math>\uparrow</math> (3.7%)</b>	<b>62.4 <math>\uparrow</math> (14.6%)</b>

TABLE VII

THE PREDICTION RESULT OF PREFERENCE MODEL FOR DIFFERENT ROLLOUT LENGTH  $H$ . PRETRAINED REPRESENTS THE ACCURACY OF PREFERENCE MODEL TRAINED WITH FEWER PREFERENCE DATA, AND UPDATED REPRESENTS THAT UPDATED WITH GENERATED DATA.

Task name	walker2d-m-e	hopper-m-e	halfcheetah-m-e
<b>Pretrained</b>	0.85	0.77	0.72
<b>Updated</b>	$H = 10$	<b>0.85</b>	0.74
	$H = 100$	0.84	<b>0.79</b>
	$H = 200$	0.83	0.76

as the preference model is related to the summation of reward model over trajectories.

### C. Results for Transition model

**The accuracy of transition model.** Table IV shows the accuracy result for the learned transition model, where the accuracy of transition model is measured by the sum of the mean square values of the predicted value and the true value in each dimension. Note that, for walker2d and halfcheetah tasks, the error of the learned transition model is greatly larger than hopper tasks in mujoco environment. This is mainly because the state space of walker2d and hopper is larger than hopper, and the physical model of them are more complex.

**The effect of rollout length  $H$  of transition model for preference model.** Table VII shows the prediction accuracy of the trained preference model for different rollout length  $H$ . Here, we take CQL as example and select the last 200 of 2000 preference data as evaluation dataset that are not seen in in

TABLE VIII

RESULTS OF THE EFFECT OF THE LEARNED TRANSITION MODEL FOR AGENT PERFORMANCE.

No.	hopper-medium		pen-expert	
	Error	Performance	Error	Performance
1	0.35 $\pm$ 0.01	56.5 $\pm$ 0.60	1.05 $\pm$ 0.01	132.5 $\pm$ 2.3
2	0.49 $\pm$ 0.04	54.8 $\pm$ 0.85	1.42 $\pm$ 0.05	126.4 $\pm$ 8.6
3	1.19 $\pm$ 0.05	52.9 $\pm$ 0.92	2.36 $\pm$ 0.24	87.7 $\pm$ 41.8

reward training stage. The accuracy is calculated through the gap between predicted preference and true preference based on two trajectories. It shows that long horizon easily brings low performance of reward model since the cumulative error of the trained transition model, but long horizon is beneficial to enhance the performance of reward model under some conditions. The accuracy of preference model can be improved through data augmentation under most tasks.

Note that the rollout length  $H$  is equal to the length of generated unlabeled data  $L$ . The  $H$  is influenced by the accuracy of trained transition model. As  $H$  increases, the accuracy of prediction decreases and large error will bring the unstable agent training. However, the long horizon of trajectory can better describe the preference of human feedback and can reduce sample complexity (See Eq. (15)). Additionally, the results in table VII can not completely reflect the generalization performance of reward model since the evaluation data are limited and there is difference between preference model and reward model (See Eq. (2)).

**The effect of the accuracy of transition model for agent**

TABLE IX

THE COMPARISON RESULTS FOR THE D4RL TASKS UNDER DIFFERENT NUMBER OF PREFERENCE DATA  $N_l$ .  $\pm$  CAPTURES THE STANDARD DEVIATION OVER SEEDS. BOLD INDICATES THE HIGHEST SCORE.

Task Name	CQL [4] $N_l = 20$	$N_l = 100$	Task Name	IQL [25] $N_l = 20$	$N_l = 100$
walker2d-medium	77.7 $\pm$ 1.3	<b>78.4 <math>\pm</math> 0.9</b>	pen-human	71.9 $\pm$ 7.4	<b>75.6 <math>\pm</math> 3.3</b>
walker2d-medium-expert	98.0 $\pm$ 18.6	<b>98.6 <math>\pm</math> 18.1</b>	pen-expert	102.5 $\pm$ 12.8	<b>113.8 <math>\pm</math> 6.3</b>
hopper-medium	<b>56.8 <math>\pm</math> 1.5</b>	56.5 $\pm$ 0.6	door-human	4.4 $\pm$ 1.2	<b>5.9 <math>\pm</math> 0.5</b>
hopper-medium-expert	54.5 $\pm$ 1.2	<b>56.4 <math>\pm</math> 0.8</b>	door-expert	<b>105.2 <math>\pm</math> 0.1</b>	<b>105.2 <math>\pm</math> 0.2</b>
halfcheetah-medium	43.4 $\pm$ 0.4	<b>43.5 <math>\pm</math> 0.1</b>	hammer-human	1.2 $\pm$ 0.4	<b>1.7 <math>\pm</math> 0.4</b>
halfcheetah-medium-expert	51.0 $\pm$ 0.8	<b>53.2 <math>\pm</math> 3.1</b>	hammer-expert	<b>126.4 <math>\pm</math> 0.1</b>	126.3 $\pm$ 0.1
<b>Mujoco Average</b>	63.6 $\pm$ 4.0	<b>64.4 <math>\pm</math> 4.0</b>	<b>Adroit Average</b>	68.6 $\pm$ 3.7	<b>71.4 <math>\pm</math> 1.8</b>

**performance.** Table VIII shows the detailed results for the effect of transition model accuracy for agent performance, where the smaller the model error means the higher the accuracy. The change in transition model error is achieved by changing the number of training steps. The base offline RL algorithm is CQL. It shows that the lower the accuracy of the transition model, the poorer performance of the agent.

#### D. Results for Policy Performance

**The comparison results on benchmark tasks.** Here, we evaluate LEASE performance based on CQL [4] and IQL [25] two offline algorithms. Table V gives the results of the average normalized score with standard deviation, where m and m-e denote medium and medium-expert respectively. The offline PbRL algorithm under sufficient feedback (URLHF) are obtained from paper [21]. This table shows that LEASE can greatly improve performance under fewer preference data compared with FEWER, and achieve comparable performance to URLHF that demand large human feedback. This validates the content of Theorem 2 that LEASE can reduce the performance gap caused by reward model under fewer preference data and has high sample efficiency.

**The effect of selecting mechanism for agent performance.** Table VI compares the agent performance between the proposed method LEASE and the method not using selecting mechanism (We denote this method as FRESH). This table indicates that the application of selecting mechanism  $f(\sigma_0, \sigma_1)$  can efficiently improve agent performance. This results also further validates the effectiveness and advantages of the designed selecting mechanism.

**The effect of the number of preference data  $N_l$  for agent performance.** Fig. 4 indicates that the number of preference data  $N_l$  influences the accuracy of reward model directly. URLHF [21] trains reward model with 2000 preference dataset. Our method LEASE aims to achieve comparable performance with URLHF under fewer preference dataset. Table IX shows the agent performance when the number of preference dataset is 20 and 100, where we use CQL algorithm for mujoco tasks and IQL algorithm for adroit tasks. This table indicates LEASE still can improve agent performance under very fewer preference dataset. Notably, the performance gap between 100 preference data and 20 preference data is not much. This indicates that LEASE have potential to perform well under more fewer preference dataset.

## VIII. DISCUSSION

### A. Discussion for Offline PbRL Theory

In offline RL field, high sample efficiency refers that the agent can achieve comparable performance under fewer data compared with the performance under large data. In this paper, the data refers to the preference dataset. The labeled preference dataset, each trajectory of length  $L$ , is collected through real-time human feedback under policy  $\mu$ , which demands tremendous human effort, thus the collected cost of preference data is higher than fixed offline data. The unlabeled dataset is generated through trained transition without real-time interaction under learned policy  $\pi^t$  at time  $t$ .

Through data augmentation, the sample efficiency can be significantly reduced. The performance gap caused by reward can be reduced to  $\varpi$  under fewer labeled dataset. Zhan *et al.* [18] also developed systematical theory for offline PbRL and introduced the concentrability coefficient  $\mathcal{C}_r(\pi)$  for PbRL, defined as

$$\max \left\{ 0, \sup_r \frac{\mathbb{E}_{\sigma^0 \sim \pi, \sigma^1 \sim \pi_{\text{ref}}} [r^*(\sigma^0, \sigma^1) - r(\sigma^0, \sigma^1)]}{\sqrt{\mathbb{E}_{\sigma^0 \sim \mu_0, \sigma^1 \sim \mu_1} |r^*(\sigma^0, \sigma^1) - r(\sigma^0, \sigma^1)|^2}} \right\},$$

where  $r(\sigma^0, \sigma^1) = \sum_i [R(s_i^0, a_i^0) - R(s_i^1, a_i^1)]$ ,  $\pi_{\text{ref}}$  is an arbitrary trajectory distribution (usually set as  $\mu_1$ ), and  $\mu_0, \mu_1$  are behavior trajectory distribution. However, it is based on trajectory and is difficult to combine with other offline RL theories. The proposed concentrability coefficient in our paper defined in Eq. (13) is based on state-action pairs.

Moreover, the performance gap of offline PbRL between behavior policy and learned policy is influenced by offline algorithm itself and the performance of the learned reward (preference) model. However, [18] fails to consider the gap caused by offline algorithm itself and the sampling error. The theory developed in our paper can be easily combined with other offline algorithm. The method in [18] can learn  $\varpi$ -optimal policy with a sample complexity of

$$N = \tilde{O} \left( \frac{c^2 k^2 \mathcal{C}_r^2(\hat{\pi})}{\varpi^2} \log \left( \frac{\mathcal{N}_r(1/N)}{\delta} \right) \right), \quad (17)$$

where  $c > 0$  is a universal constant,  $k = (\inf_{x \in [-r_{\max}, r_{\max}]} \Phi'(x))^{-1}$ , and  $\Phi(x)$  is a monotonically increasing link function. Compared with Eq. (17), the sample complexity of LEASE defined in Eq. (15) contains more useful information. For example, the sample complexity is related to the length of

preference data and the range of reward function, and can be reduced when the learned policy is closed to behavior policy.

### B. Discussion for Broader Impacts

**Actual application.** In actual scenarios, especially for human-in-loop-control, such as exoskeleton robot assistance or rehabilitation, designing a high sample efficient RL algorithm is greatly significant. Firstly, many rewards are difficult to describe in mathematical terms in some situation, such as the comfort of interaction. Human feedback or preference is the better way to reflect the above indexes. In addition, in human in-the-loop control, obtaining preference data through interaction can easily cause fatigue, and inappropriate interaction may cause damage to human. It is a necessity to learn reward model from limited preference dataset. Therefore, PbRL has a great potential to improve control performance in some scenarios where the reward function is difficult to describe and human is in the control loop.

**Theoretical study.** The theory of LEASE shows that the performance gap between the behavior policy  $\mu$  and  $\hat{\pi}$  learned by LEASE includes two part: the gap  $\xi$  caused by offline algorithm itself and the gap  $\xi_1$  caused by reward model gap (the details see Theorem 2), where the term  $\xi_1$  only depends on preference dataset. Moreover, the theory of LEASE is based on state-action pairs, which is consistent with most offline algorithms theory. Therefore, the theory developed in this paper can be easily combined with other offline algorithms theory and easily used to build theory of policy improvement guarantee, which can provide the theoretical basis for offline PbRL and facilitate the development of offline PbRL theory.

## IX. CONCLUSION

This paper proposes a novel offline PbRL algorithm (LEASE) with high sample efficiency. LEASE can achieve comparable performance under fewer preference dataset. By selecting high confidence and low variance data, the stability and accuracy of reward model are guaranteed. Moreover, this paper provides the theoretical analysis for LEASE, including generalization of reward model and policy improvement guarantee. This theory can be easily connected with other offline algorithms. The theoretical and experimental results demonstrate that the data selecting mechanism  $f(\sigma_0, \sigma_1)$  can effectively improve performance of reward model and the performance learned by LEASE can be guaranteed under fewer preference dataset. However, there is still the gap between the true and the learned reward model. Future works can focus on how to further reduce this gap under the limited preference data or how to achieve conservative estimation for state-action pairs where the learned reward model predicts inaccurately.

## APPENDIX

### A. Proof of Proposition 1

**The Proof for Proposition 1:** This proof follows the previous work [29]. Obviously, the largest pseudo-labeling

error  $\eta$  in Assumption 2 includes exactly two types of pseudo-labeling error:

$$\begin{aligned}\eta_1 &= \frac{1}{N_u} \sum_{j=1}^{N_u} \mathbb{1}[P_\psi(\sigma_1^j \succ \sigma_0^j) > 0.5, y^j = 0], \\ \eta_2 &= \frac{1}{N_u} \sum_{j=1}^{N_u} \mathbb{1}[P_\psi(\sigma_0^j \succ \sigma_1^j) > 0.5, y^j = 1],\end{aligned}\tag{A.1}$$

where  $\eta_1$  represents the error ratio of classifying the first category as the second category, and  $\eta_2$  is the error ratio of classifying the second category as the first category. Then, we prove the gap between the unlabeled loss with pseudo-label  $\hat{\mathcal{L}}_u(\psi)$  and that with true label  $\hat{\mathcal{L}}'_u(\psi)$  from two sides:  $\hat{\mathcal{L}}_u(\psi) \leq \hat{\mathcal{L}}'_u(\psi) + \eta\Omega$  and  $\hat{\mathcal{L}}_u(\psi) \geq \hat{\mathcal{L}}'_u(\psi) - \eta\Omega$ . Notably, we ignore the selecting mechanism in the below proof since it doesn't influence the proof result.

**Step 1:** Proving upper bound :  $\hat{\mathcal{L}}_u(\psi) \leq \hat{\mathcal{L}}'_u(\psi) + \eta\Omega$ .

$$\begin{aligned}\hat{\mathcal{L}}_u(\psi) &= \frac{1}{N_u} \sum_{j=1}^{N_u} L((\sigma_0^u, \sigma_1^u)^{(j)}, \hat{y}^j) \\ &= -\frac{1}{N_u} \sum_{j=1}^{N_u} \mathbb{1}[P_\psi(\sigma_0^j \succ \sigma_1^j) > 0.5] \log P_\psi(\sigma_0^j \succ \sigma_1^j) \\ &\quad + \mathbb{1}[P_\psi(\sigma_1^j \succ \sigma_0^j) > 0.5] \log P_\psi(\sigma_1^j \succ \sigma_0^j) \\ &\leq -\frac{1}{N_u} \sum_{j=1}^{N_u} \mathbb{1}[y^j = 0] \log P_\psi(\sigma_0^j \succ \sigma_1^j) \\ &\quad + \mathbb{1}[y^j = 1] \log P_\psi(\sigma_1^j \succ \sigma_0^j) \\ &\quad + \mathbb{1}[P_\psi(\sigma_1^j \succ \sigma_0^j) > 0.5, y^j = 0] \log P_\psi(\sigma_0^j \succ \sigma_1^j) \\ &\quad + \mathbb{1}[P_\psi(\sigma_0^j \succ \sigma_1^j) > 0.5, y^j = 1] \log P_\psi(\sigma_1^j \succ \sigma_0^j) \\ &\leq \hat{\mathcal{L}}'_u(\psi) + \eta_1 \max_j \left\{ -\log P_\psi(\sigma_0^j \succ \sigma_1^j) \right\} \\ &\quad + \eta_2 \max_j \left\{ -\log P_\psi(\sigma_1^j \succ \sigma_0^j) \right\} \\ &\leq \hat{\mathcal{L}}'_u(\psi) + \eta\Omega.\end{aligned}$$

**Step 2:** Proving low bound :  $\hat{\mathcal{L}}_u(\psi) \geq \hat{\mathcal{L}}'_u(\psi) - \eta\Omega$ .

$$\begin{aligned}\hat{\mathcal{L}}_u(\psi) &= \frac{1}{N_u} \sum_{j=1}^{N_u} L((\sigma_0^u, \sigma_1^u)^{(j)}, \hat{y}^j) \\ &\geq -\frac{1}{N_u} \sum_{j=1}^{N_u} \mathbb{1}[y^j = 0] \log P_\psi(\sigma_0^j \succ \sigma_1^j) \\ &\quad + \mathbb{1}[y^j = 1] \log P_\psi(\sigma_1^j \succ \sigma_0^j) \\ &\quad - \mathbb{1}[P_\psi(\sigma_1^j \succ \sigma_0^j) > 0.5, y^j = 0] \log P_\psi(\sigma_0^j \succ \sigma_1^j) \\ &\quad - \mathbb{1}[P_\psi(\sigma_0^j \succ \sigma_1^j) > 0.5, y^j = 1] \log P_\psi(\sigma_1^j \succ \sigma_0^j) \\ &\geq \hat{\mathcal{L}}'_u(\psi) - \eta\Omega.\end{aligned}$$

Combing Step 1 and Step 2, we can obtain the following result:

$$\left| \hat{\mathcal{L}}_u(\psi) - \hat{\mathcal{L}}'_u(\psi) \right| \leq \eta\Omega.\tag{A.2}$$

This completes the proof of Theorem 1.

### B. Proof of Theorem 1

**Lemma 1.** Let  $\mathcal{F}$  be a family of functions mapping from  $\mathcal{X}$  to  $\mathbb{R}$  and  $\widehat{\mathcal{D}}$  be empirical datasets sampled from an i.i.d. sample  $\mathcal{D}$  of size  $N$ . Then, for any  $\delta > 0$ , with probability at least  $1 - \delta$ , the following holds for all  $f \in \mathcal{F}$ ,

$$\left| \mathbb{E}_{\mathcal{D}}[f] - \mathbb{E}_{\widehat{\mathcal{D}}}[f] \right| \leq 2\widehat{\mathfrak{R}}_{\widehat{\mathcal{D}}}(\mathcal{F}) + 3\sqrt{\frac{\log(2/\delta)}{2N}}, \quad (\text{A.3})$$

where  $\mathbb{E}_{\widehat{\mathcal{D}}}[f] = \sum_{i=1}^m [g(x_i)]/m$  is the empirical form of  $\mathbb{E}_{\mathcal{D}}[f]$ . This proof can be found in Theorem 3.3 of work [24].

**Proposition 2.** Let  $\mathcal{F}$  be a family of loss functions defined in Eq. (6) and  $\Pi(\mathcal{R})$  be a family of functions defined in Definition 2. Then, for any sample  $\widehat{\mathcal{D}} = \{(\sigma_0, \sigma_1, y)^{(i)}\}_{i=1}^N$ , the following relation holds between the empirical Rademacher complexities of  $\Pi(\mathcal{R})$  and  $\mathcal{F}$ :

$$\widehat{\mathfrak{R}}_{\widehat{\mathcal{D}}}(\mathcal{F}) \leq 2\widehat{\mathfrak{R}}_{\widehat{\mathcal{D}}}(\Pi(\mathcal{R})). \quad (\text{A.4})$$

**Proof.** According to Definition 1, the empirical Rademacher complexity of  $\mathcal{F}$  can be written as:

$$\begin{aligned} & \widehat{\mathfrak{R}}_{\widehat{\mathcal{D}}}(\mathcal{F}) \\ &= \mathbb{E}_{\sigma} \left[ \sup_{R \in \mathcal{R}} \frac{1}{N} \sum_{i=1}^N \sigma_i \left[ - (1 - y) \log P(\sigma_0 \succ \sigma_1) \right. \right. \\ & \quad \left. \left. - y \log P(\sigma_1 \succ \sigma_0) \right] \right] \\ &\leq \mathbb{E}_{\sigma} \left[ \sup_{R \in \mathcal{R}} \frac{1}{N} \sum_{i=1}^N \sigma_i \left[ - \log P(\sigma_0 \succ \sigma_1) \right] \right] \\ & \quad + \mathbb{E}_{\sigma} \left[ \sup_{R \in \mathcal{R}} \frac{1}{N} \sum_{i=1}^N \sigma_i \left[ - \log P(\sigma_1 \succ \sigma_0) \right] \right] \\ &= 2\widehat{\mathfrak{R}}_{\widehat{\mathcal{D}}}(\Pi(\mathcal{R})). \end{aligned} \quad (\text{A.5})$$

This completes the proof of Proposition 2.

**The Proof for Theorem 1:** This proof is based on Proposition 1 and 2. Combing Eqs. (A.3) and (A.4), we can derive that for labeled dataset  $\widehat{\mathcal{D}} = \{(\sigma_0, \sigma_1, y)^{(i)}\}_{i=1}^N$ , the generalization error bound between expected error  $\mathcal{L}(\psi)$  and empirical error  $\widehat{\mathcal{L}}(\psi)$  holds:

$$\mathcal{L}(\psi) \leq \widehat{\mathcal{L}}(\psi) + 4\widehat{\mathfrak{R}}_{\widehat{\mathcal{D}}}(\Pi(\mathcal{R})) + 3\sqrt{\frac{\log(2/\delta)}{2N}}. \quad (\text{A.6})$$

However, the dataset for training reward model includes two parts: the labeled dataset  $\mathcal{D}_l = \{(\sigma_0^l, \sigma_1^l, y)^{(i)}\}_{i=1}^{N_l}$  and unlabeled dataset  $\mathcal{D}_u = \{(\sigma_0^u, \sigma_1^u)^{(i)}\}_{i=1}^{N_u}$ , and empirical error  $\widehat{\mathcal{L}}_R(\psi) = \widehat{\mathcal{L}}_l(\psi) + \widehat{\mathcal{L}}_u(\psi)$ . Let  $\widehat{\mathcal{L}}'_u(\psi)$  be the empirical error under unlabeled dataset with true label, then

$$\mathcal{L}_R(\psi) \leq \widehat{\mathcal{L}}_l(\psi) + \widehat{\mathcal{L}}'_u(\psi) + 4\widehat{\mathfrak{R}}_{\widehat{\mathcal{D}}}(\Pi(\mathcal{R})) + 3\sqrt{\frac{\log(2/\delta)}{2(N_l + N_u)}},$$

where  $\widehat{\mathcal{D}}$  is the input combination of labeled and unlabeled dataset, denoted as  $\{(\sigma_0, \sigma_1)^{(i)}\}_{i=1}^{N_l + N_u}$ . According to Proposition 1, that is  $\widehat{\mathcal{L}}'_u(\psi) \leq \mathcal{L}_u(\psi) + \eta\Omega$ , we can derive

$$\mathcal{L}_R(\psi) \leq \widehat{\mathcal{L}}_R(\psi) + \eta\Omega + 4\widehat{\mathfrak{R}}_{\widehat{\mathcal{D}}}(\Pi(\mathcal{R})) + 3\sqrt{\frac{\log(2/\delta)}{2(N_l + N_u)}}.$$

This completes the proof of Theorem 1.

### C. Proof of Theorem 2

Before proof, we give the related Assumption and Lemmas for Theorem 2. Firstly, we assume the the reward class  $\mathcal{R}$  is realizable (Assumption 1) and bounded (Assumption 3).

**Assumption 3** (Boundedness). For any  $R \in \mathcal{R}$  and any state-action pairs  $(s, a)$ , the equation  $|R(s, a)| \leq R_{max}$  holds.

**Proposition 3.** Consider a set of trajectories  $\{\sigma_0^i, \sigma_1^i\}_{i=1}^N$ , each of length  $L$ , collected from an offline dataset following the distribution  $d_T^\mu(s, a)$ . Then, for any  $\delta \in (0, 1]$ , with probability at least  $1 - \delta$ , the following holds for all  $\widehat{R} \in \mathcal{R}$

$$\begin{aligned} & \left| \mathbb{E}_{(s,a) \sim d_T^\mu(s,a)} [R^*(s, a) - \widehat{R}(s, a)] \right| \\ & \leq \sqrt{\frac{4C}{NL^2} \log \left( \frac{\mathcal{N}_{\mathcal{R}}(1/N)}{\delta} \right)} + \sqrt{\frac{4R_{max}^2 \log(1/\delta)}{NL}}, \end{aligned} \quad (\text{A.7})$$

where  $R^*$  is the true reward model and  $\widehat{R}$  is the learned reward model.  $\mathcal{N}_{\mathcal{R}}(1/N)$  is the bracketing number defined in Definition 3.

The proof of Proposition 3 can be found in Appendix D. Note that, the above reward model is only trained from offline preference dataset. Through generating more preference data, the upper bound can be tighter. However, the generated data may be inaccuracy, which may improve the reward gap. The selecting mechanism can effectively solve this problem.

**The Proof for Theorem 2:** This Theorem aims to give the lower bound of term  $J(\widehat{\pi}, R^*) - J(\mu, R^*)$ . We prove this from ideal case and actual case.

**1) Ideal case:** There is no need to consider distribution shift and empirical error problem. The policy  $\widehat{\pi}$  is directly learned by  $\widehat{\pi} = \max_{\pi} J(\pi, \widehat{R})$ . Thus,  $J(\widehat{\pi}, \widehat{R}) \geq J(\mu, \widehat{R})$  holds. Then, we can derive

$$\begin{aligned} & J(\mu, R^*) - J(\widehat{\pi}, R^*) \\ &= J(\mu, R^*) - J(\mu, \widehat{R}) + J(\mu, \widehat{R}) - J(\widehat{\pi}, R^*) \\ &\leq J(\mu, R^*) - J(\mu, \widehat{R}) + J(\widehat{\pi}, \widehat{R}) - J(\widehat{\pi}, R^*) \\ &\leq |J(\mu, R^*) - J(\mu, \widehat{R})| + |J(\widehat{\pi}, R^*) - J(\widehat{\pi}, \widehat{R})|. \end{aligned} \quad (\text{A.8})$$

Since  $J(\pi, R) := \mathbb{E}_{(s,a) \sim d_T^\pi(s,a)} [R(s, a)] / (1 - \gamma)$ ,  $|J(\pi, R^*) - J(\pi, \widehat{R})|$  can be written as

$$|J(\pi, R^*) - J(\pi, \widehat{R})| = \frac{1}{1 - \gamma} \left| \mathbb{E}_{(s,a) \sim d_T^\pi} [R^*(s, a) - \widehat{R}(s, a)] \right|.$$

Then, according to Definition 3, we have

$$|J(\pi, R^*) - J(\pi, \widehat{R})| \leq \frac{\mathcal{C}_{\mathcal{R}}(\pi)}{1 - \gamma} \left| \mathbb{E}_{(s,a) \sim d_T^\pi} [R^*(s, a) - \widehat{R}(s, a)] \right|.$$

By Proposition 3, the following inequality holds

$$\begin{aligned} & J(\mu, R^*) - J(\widehat{\pi}, R^*) \leq \frac{1 + \mathcal{C}_{\mathcal{R}}(\widehat{\pi})}{1 - \gamma} \\ & \left( \sqrt{\frac{4C}{NL^2} \log \left( \frac{\mathcal{N}_{\mathcal{R}}(1/N)}{\delta} \right)} + \sqrt{\frac{4R_{max}^2 \log(1/\delta)}{NL}} \right). \end{aligned} \quad (\text{A.9})$$



**2) Actual case:** Offline RL suffers from distribution shift problem and it is a necessity to consider empirical error. Therefore, many offline RL algorithms incorporate conservatism into policy to overcome distribution shift, that is learning policy through  $\hat{\pi} = \max_{\pi} J(\pi, \hat{R}) - P(\pi)$ . Therefore,  $J(\hat{\pi}, \hat{R}) \geq J(\mu, \hat{R}) - \xi$  instead of  $J(\hat{\pi}, \hat{R}) \geq J(\mu, \hat{R})$  in actual implantation. The term  $\xi$  depends on the algorithm itself. Here, we take CQL as an example. The policy gap is proven in Theorem 3.6 of [4]. The detailed is given as follow.

$$\xi = \underbrace{\frac{\gamma C_{T,R} R_{max}}{(1-\gamma)^2} \mathbb{E}_{s \sim d_T^\mu(s)} \sqrt{\frac{|\mathcal{A}|(1+D(s))}{|\mathcal{D}(s)|}}}_{:=\xi_1} - \underbrace{\frac{\alpha}{1-\gamma} \mathbb{E}_{s \sim d_T^\mu(s)} [D(s)]}_{:=\xi_2}, \quad (\text{A.10})$$

where  $|\cdot|$  denotes cardinality of a specific set,  $D(s) = \sum_a \hat{\pi}(a|s) (\frac{\hat{\pi}(a|s)}{\mu(a|s)} - 1)$  and  $C_{T,R}$  is the empirical coefficient. It consists of two terms: the first term  $\xi_1$  captures the decrease in policy performance due to sampling error. The second term  $\xi_2$  captures the increase in policy performance in empirical setting [4].

Therefore, when considering distribution shift and empirical error, we can derive

$$\begin{aligned} J(\mu, R^*) - J(\hat{\pi}, R^*) \\ \leq J(\mu, R^*) - J(\mu, \hat{R}) + J(\hat{\pi}, \hat{R}) + \xi - J(\hat{\pi}, R^*) \\ \leq \xi + |J(\mu, R^*) - J(\mu, \hat{R})| + |J(\hat{\pi}, R^*) - J(\hat{\pi}, \hat{R})|. \end{aligned}$$

Furthermore, according to Eq. (A.9), we have

$$\begin{aligned} J(\mu, R^*) - J(\hat{\pi}, R^*) &\leq \xi + \frac{1 + \mathcal{C}_{\mathcal{R}}(\hat{\pi})}{1-\gamma} \\ &\left( \sqrt{\frac{4C}{NL^2} \log \left( \frac{\mathcal{N}_{\mathcal{R}}(1/N)}{\delta} \right)} + \sqrt{\frac{4R_{max}^2 \log(1/\delta)}{NL}} \right). \end{aligned}$$

This completes the proof for Theorem 2.

#### D. Proof of Proposition 3

**Lemma 2.** *There exists an absolute constant  $C$  such that for any  $\delta \in (0, 1]$ , with probability at least  $1 - \delta$ , the following holds for all  $\hat{R} \in \mathcal{R}$*

$$\sum_{i=1}^N \left( P_{\hat{R}}(y^i | \sigma_0^i, \sigma_1^i) - P_{R^*}(y^i | \sigma_0^i, \sigma_1^i) \right)^2 \leq C \log \left( \frac{\mathcal{N}_{\mathcal{R}}(1/N)}{\delta} \right),$$

where  $y \in \{0, 1\}$ ,  $R^*$  is the true reward model and  $\hat{R}$  is the learned reward model.  $P_R(0 | \sigma_0, \sigma_1)$  is the probability that  $\sigma_0$  is preferable  $\sigma_1$  under reward model  $R$ .  $\mathcal{N}_{\mathcal{R}}(1/N)$  is the bracketing number defined in Definition 3. This proof can be found in Lemma 2 of previous work [18] and Proposition 14 of [23].

**The Proof for Proposition 3:** We prove this Proposition from two steps. Firstly, we bound the difference between  $P_{R^*}(\cdot | \sigma_0, \sigma_1)$  and  $P_{\hat{R}}(\cdot | \sigma_0, \sigma_1)$ . Then, we bound the difference between  $R^*(s, a)$  and  $\hat{R}(s, a)$ .

**Step 1:** Bound the probability difference  $|P_{R^*}(\cdot | \sigma_0, \sigma_1) - P_{\hat{R}}(\cdot | \sigma_0, \sigma_1)|$ . By Cauchy-Schwarz inequality  $(\sum_i a_i b_i)^2 \leq (\sum_i a_i^2)(\sum_i b_i^2)$ , we set  $a_i = P_{\hat{R}} - P_{R^*}$  and  $b_i$  that is chosen from  $\{-1, 1\}$  and satisfies  $a_i b_i > 0$ . Then, we have

$$\begin{aligned} &\sum_{i=1}^N \left( P_{\hat{R}}(y^i | \sigma_0^i, \sigma_1^i) - P_{R^*}(y^i | \sigma_0^i, \sigma_1^i) \right)^2 \\ &\geq \frac{1}{N} \left( \sum_{i=1}^N \left| P_{\hat{R}}(y^i | \sigma_0^i, \sigma_1^i) - P_{R^*}(y^i | \sigma_0^i, \sigma_1^i) \right| \right)^2. \end{aligned} \quad (\text{A.11})$$

Then, by Lemma 2, the probability difference can be written as

$$\begin{aligned} &\sum_{i=1}^N \left| P_{\hat{R}}(y^i | \sigma_0^i, \sigma_1^i) - P_{R^*}(y^i | \sigma_0^i, \sigma_1^i) \right| \\ &\leq \sqrt{CN \log \left( \frac{\mathcal{N}_{\mathcal{R}}(1/N)}{\delta} \right)}. \end{aligned} \quad (\text{A.12})$$

**Step 2:** Bound the reward difference  $|R^*(s, a) - \hat{R}(s, a)|$ . Let  $f(\sigma) = \sum_i R^*(s^i, a^i) \in [-LR_{max}, LR_{max}]$ ,  $g(\sigma) = \sum_i \hat{R}(s^i, a^i) \in [-LR_{max}, LR_{max}]$ , and  $F(x_1, x_2) = e^{x_1}/(e^{x_1} + e^{x_2})$ . Then, according to Eq. (2), we can derive

$$\begin{aligned} &\left| P_{\hat{R}}(y | \sigma_0, \sigma_1) - P_{R^*}(y | \sigma_0, \sigma_1) \right| \\ &= \left| F(f(\sigma_0), f(\sigma_1)) - F(g(\sigma_0), g(\sigma_1)) \right|. \end{aligned} \quad (\text{A.13})$$

Notably, the above equation only considers the condition  $y = 0$  since the result of  $y = 1$  is similar to  $y = 0$ . Then, according to error propagation, we have

$$\begin{aligned} &\left| F(f(\sigma_0), f(\sigma_1)) - F(g(\sigma_0), g(\sigma_1)) \right| \\ &\approx \left| \frac{\partial F}{\partial x_1} \right| |f(\sigma_0) - g(\sigma_0)| + \left| \frac{\partial F}{\partial x_2} \right| |f(\sigma_1) - g(\sigma_1)| \\ &\geq \frac{e^{x_1+x_2}}{(e^{x_1} + e^{x_2})^2} \left| (f(\sigma_0) - g(\sigma_0)) + (f(\sigma_1) - g(\sigma_1)) \right| \\ &\geq \frac{1}{4} \left| \sum_{l=1}^L \sum_{j=0}^1 \left( R^*(s_j^l, a_j^l) - \hat{R}(s_j^l, a_j^l) \right) \right|. \end{aligned} \quad (\text{A.14})$$

Then, combining Eqs. (A.12) and (A.14), we can further derive

$$\begin{aligned} &\left| \sum_{i=1}^N \sum_{l=1}^L \sum_{j=0}^1 \left( R^*(s_j^{i,l}, a_j^{i,l}) - \hat{R}(s_j^{i,l}, a_j^{i,l}) \right) \right| \\ &\leq 4 \sqrt{CN \log \left( \frac{\mathcal{N}_{\mathcal{R}}(1/N)}{\delta} \right)}. \end{aligned} \quad (\text{A.15})$$

According to Chernoff-Hoeffding bound [42], for independent random variables  $X_1, X_2, \dots, X_n$ , with high probability  $1 - \delta$ , the below equation holds

$$\mathbb{E}[X] \leq \frac{1}{n} \sum_{i=1}^n X_i + (b - a) \sqrt{\frac{\log(1/\delta)}{2n}}, \quad (\text{A.16})$$

where  $[a, b]$  is the range of values that each  $X_i$  can take. Then, for Eq. (A.15), we set  $X_i$  as  $R^*(s_j, a_j) - R(s_j, a_j)$  and  $X_i \in [-2R_{max}, 2R_{max}]$ . Then, the below equation holds

$$\begin{aligned} & \left| \mathbb{E}_{(s,a) \sim d_T^\mu(s,a)} [R^*(s, a) - \hat{R}(s, a)] \right| \\ & \leq \sqrt{\frac{4C}{NL^2} \log \left( \frac{\mathcal{N}_{\mathcal{R}}(1/N)}{\delta} \right)} + \sqrt{\frac{4R_{max}^2 \log(1/\delta)}{NL}}, \end{aligned} \quad (\text{A.17})$$

where  $d_T^\mu(s, a)$  is the distribution of offline dataset. The above equation holds since the trajectories  $\{\sigma_0^i, \sigma_1^i\}_{i=1}^N$  are collected from offline dataset. This completes proof of Proposition 3.

## REFERENCES

- [1] T. Haarnoja, B. Moran, G. Lever, S. H. Huang, D. Tirumala, J. Humplik, M. Wulfmeier, S. Tunyasuvunakool, N. Y. Siegel, R. Hafner *et al.*, “Learning agile soccer skills for a bipedal robot with deep reinforcement learning,” *Sci. Robot.*, vol. 9, no. 89, p. eadi8022, 2024.
- [2] S. Fujimoto, D. Meger, and D. Precup, “Off-policy deep reinforcement learning without exploration,” in *Proc. Int. Conf. Mach. Learn.* PMLR, 2019, pp. 2052–2062.
- [3] J. Park, Y. Seo, J. Shin, H. Lee, P. Abbeel, and K. Lee, “Surf: Semi-supervised reward learning with data augmentation for feedback-efficient preference-based reinforcement learning,” in *Proc. Int. Conf. Learn. Represent.*, 2022.
- [4] A. Kumar, A. Zhou, G. Tucker, and S. Levine, “Conservative q-learning for offline reinforcement learning,” in *Proc. Adv. Neural Inf. Process. Syst.*, vol. 33, 2020, pp. 1179–1191.
- [5] J. Li, R. Socher, and S. C. Hoi, “Dividemix: Learning with noisy labels as semi-supervised learning,” in *Proc. Int. Conf. Learn. Represent.*, 2020.
- [6] R. Xiao, Y. Dong, H. Wang, L. Feng, R. Wu, G. Chen, and J. Zhao, “Promix: combating label noise via maximizing clean sample utility,” in *Proc. Int. Joint Conf. Artif. Intell.*, 2023, pp. 4442–4450.
- [7] B. Han, Q. Yao, X. Yu, G. Niu, M. Xu, W. Hu, I. Tsang, and M. Sugiyama, “Co-teaching: Robust training of deep neural networks with extremely noisy labels,” in *Proc. Adv. Neural Inf. Process. Syst.*, vol. 31, 2018.
- [8] I. Kostrikov, R. Fergus, J. Tompson, and O. Nachum, “Offline reinforcement learning with fisher divergence critic regularization,” in *Proc. Int. Conf. Mach. Learn.* PMLR, 2021, pp. 5774–5783.
- [9] D. Hadfield-Menell, S. Milli, P. Abbeel, S. J. Russell, and A. Dragan, “Inverse reward design,” in *Proc. Adv. Neural Inf. Process. Syst.*, vol. 30, 2017.
- [10] I. Radosavovic, T. Xiao, B. Zhang, T. Darrell, J. Malik, and K. Sreenath, “Real-world humanoid locomotion with reinforcement learning,” *Sci. Robot.*, vol. 9, no. 89, p. eadi9579, 2024.
- [11] R. Wu, J. Zhong, B. Wallace, X. Gao, H. Huang, and J. Si, “Human-robotic prosthesis as collaborating agents for symmetrical walking,” in *Proc. Adv. Neural Inf. Process. Syst.*, vol. 35, 2022, pp. 27 306–27 320.
- [12] M. Li, Y. Wen, X. Gao, J. Si, and H. Huang, “Toward expedited impedance tuning of a robotic prosthesis for personalized gait assistance by reinforcement learning control,” *IEEE Trans. Robot.*, vol. 38, no. 1, pp. 407–420, 2021.
- [13] X. Liang, K. Shu, K. Lee, and P. Abbeel, “Reward uncertainty for exploration in preference-based reinforcement learning,” in *Proc. Int. Conf. Learn. Represent.*, 2022.
- [14] P. F. Christiano, J. Leike, T. Brown, M. Martic, S. Legg, and D. Amodei, “Deep reinforcement learning from human preferences,” in *Proc. Adv. Neural Inf. Process. Syst.*, vol. 30, 2017.
- [15] A. Wilson, A. Fern, and P. Tadepalli, “A bayesian approach for policy learning from trajectory preference queries,” in *Proc. Adv. Neural Inf. Process. Syst.*, vol. 25, 2012.
- [16] R. A. Bradley and M. E. Terry, “Rank analysis of incomplete block designs: I. the method of paired comparisons,” *Biometrika*, vol. 39, no. 3/4, pp. 324–345, 1952.
- [17] C. Kim, J. Park, J. Shin, H. Lee, P. Abbeel, and K. Lee, “Preference transformer: Modeling human preferences using transformers for rl,” in *Proc. Int. Conf. Learn. Represent.*, 2023.
- [18] W. Zhan, M. Uehara, N. Kallus, J. D. Lee, and W. Sun, “Provable offline preference-based reinforcement learning,” in *Proc. Int. Conf. Learn. Represent.*, 2024.
- [19] M. Mohri and A. Muñoz Medina, “New analysis and algorithm for learning with drifting distributions,” in *Proc. Int. Conf. Algorithmic Learn. Theory*. Springer, 2012, pp. 124–138.
- [20] S. A. Geer, *Empirical Processes in M-estimation*. Cambridge Univ. Press, 2000, vol. 6.
- [21] Y. Yuan, H. Jianye, Y. Ma, Z. Dong, H. Liang, J. Liu, Z. Feng, K. Zhao, and Y. ZHENG, “Uni-rlhf: Universal platform and benchmark suite for reinforcement learning with diverse human feedback,” in *Proc. Int. Conf. Learn. Represent.*, 2024.
- [22] J. Fu, A. Kumar, O. Nachum, G. Tucker, and S. Levine, “D4rl: Datasets for deep data-driven reinforcement learning,” *arXiv preprint arXiv:2004.07219*, 2020.
- [23] Q. Liu, A. Chung, C. Szepesvári, and C. Jin, “When is partially observable reinforcement learning not scary?” in *Proc. Int. Conf. Learn. Theory*. PMLR, 2022, pp. 5175–5220.
- [24] M. Mohri, A. Rostamizadeh, and A. Talwalkar, *Foundations of machine learning*. MIT press, 2018.
- [25] I. Kostrikov, A. Nair, and S. Levine, “Offline reinforcement learning with implicit q-learning,” in *Proc. Int. Conf. Learn. Represent.*, 2021.
- [26] D. Berthelot, N. Carlini, I. Goodfellow, N. Papernot, A. Oliver, and C. A. Raffel, “Mixmatch: A holistic approach to semi-supervised learning,” in *Proc. Adv. Neural Inf. Process. Syst.*, vol. 32, 2019.
- [27] B. Zhu, M. Jordan, and J. Jiao, “Principled reinforcement learning with human feedback from pairwise or k-wise comparisons,” in *Proc. Int. Conf. Mach. Learn.* PMLR, 2023, pp. 43 037–43 067.
- [28] A. Kumar, J. Fu, M. Soh, G. Tucker, and S. Levine, “Stabilizing off-policy q-learning via bootstrapping error reduction,” in *Proc. Adv. Neural Inf. Process. Syst.*, vol. 32, 2019.
- [29] M.-K. Xie, J. Xiao, H.-Z. Liu, G. Niu, M. Sugiyama, and S.-J. Huang, “Class-distribution-aware pseudo-labeling for semi-supervised multi-label learning,” in *Proc. Adv. Neural Inf. Process. Syst.*, vol. 36, 2024.
- [30] Y. Kang, D. Shi, J. Liu, L. He, and D. Wang, “Beyond reward: offline preference-guided policy optimization,” in *Proc. Int. Conf. Mach. Learn.*, 2023, pp. 15 753–15 768.
- [31] M. N. Rizve, K. Duarte, Y. S. Rawat, and M. Shah, “In defense of pseudo-labeling: An uncertainty-aware pseudo-label selection framework for semi-supervised learning,” in *Proc. Int. Conf. Learn. Represent.*, 2021.
- [32] M. Verma and K. Metcalfe, “Hindsight priors for reward learning from human preferences,” in *Proc. Int. Conf. Learn. Represent.*, 2024.
- [33] Z. Zhang, Y. Sun, J. Ye, T.-S. Liu, J. Zhang, and Y. Yu, “Flow to better: Offline preference-based reinforcement learning via preferred trajectory generation,” in *Proc. Int. Conf. Learn. Represent.*, 2024.
- [34] D. Shin, D. S. Brown, and A. D. Dragan, “Offline preference-based apprenticeship learning,” *arXiv preprint arXiv:2107.09251*, 2021.
- [35] X. Hu, J. Li, X. Zhan, Q.-S. Jia, and Y.-Q. Zhang, “Query-policy misalignment in preference-based reinforcement learning,” in *Proc. Int. Conf. Learn. Represent.*, 2024.
- [36] X.-Y. Liu, X.-H. Zhou, G.-T. Li, H. Li, M.-J. Gui, T.-Y. Xiang, D.-X. Huang, and Z.-G. Hou, “Micro: Model-based offline reinforcement learning with a conservative bellman operator,” in *Proc. Int. Joint Conf. Artif. Intell.*, 2024, pp. 4587–4595.
- [37] T. Yu, G. Thomas, L. Yu, S. Ermon, J. Y. Zou, S. Levine, C. Finn, and T. Ma, “Mopo: Model-based offline policy optimization,” in *Proc. Adv. Neural Inf. Process. Syst.*, vol. 33, 2020, pp. 14 129–14 142.
- [38] M. Rigter, B. Lacerda, and N. Hawes, “Rambo-rl: Robust adversarial model-based offline reinforcement learning,” in *Proc. Adv. Neural Inf. Process. Syst.*, vol. 35, 2022, pp. 16 082–16 097.
- [39] X.-Y. Liu, X.-H. Zhou, X.-L. Xie, S.-Q. Liu, Z.-Q. Feng, H. Li, M.-J. Gui, T.-Y. Xiang, D.-X. Huang, and Z.-G. Hou, “Domain: Mildly conservative model-based offline reinforcement learning,” *arXiv preprint arXiv:2309.08925*, 2023.
- [40] S. Levine, A. Kumar, G. Tucker, and J. Fu, “Offline reinforcement learning: Tutorial, review, and perspectives on open problems,” *arXiv preprint arXiv:2005.01643*, 2020.
- [41] R. S. Sutton, A. G. Barto *et al.*, “Introduction to reinforcement learning,” vol. 135,” 1998.
- [42] W. Hoeffding, “Probability inequalities for sums of bounded random variables,” *Coll. Works Wassily Hoeffding*, pp. 409–426, 1994.
- [43] Z. Cao, K. Wong, and C.-T. Lin, “Weak human preference supervision for deep reinforcement learning,” *IEEE Trans. Neural Netw. Learn. Syst.*, vol. 32, no. 12, pp. 5369–5378, 2021.