

Highlights

Distributionally Robust Fault Detection Trade-off Design with Prior Fault Information

Yulin Feng, Hailang Jin, Steven X. Ding, Hao Ye, Chao Shang

- A distributional robustness metric of detecting a known fault is proposed.
- A relaxed distributionally robust chance constraint is proposed.
- The intractable design problem is reformulated exactly into a finite-dimensional BMI form.
- A customized solution algorithm is developed to solve the reformulation.
- Case studies demonstrate the usefulness of our method.

Distributionally Robust Fault Detection Trade-off Design with Prior Fault Information

Yulin Feng^a, Hailang Jin^a, Steven X. Ding^b, Hao Ye^a and Chao Shang^{a,*}

^aDepartment of Automation, Beijing National Research Center for Information Science and Technology, Tsinghua University, 100084, Beijing, China

^bInstitute for Automatic Control and Complex Systems, University of Duisburg-Essen, 47057, Duisburg, Germany

ARTICLE INFO

Keywords:

Fault detection
Residual generation
Distributionally robust optimization
Distributionally robust chance constraint

ABSTRACT

The robustness of fault detection algorithms against uncertainty is crucial in the real-world industrial environment. Recently, a new probabilistic design scheme called distributionally robust fault detection (DRFD) has emerged and received immense interest. Despite its robustness against unknown distributions in practice, current DRFD focuses on the overall detectability of all possible faults rather than the detectability of critical faults that are *a priori* known. Henceforth, a new DRFD trade-off design scheme is put forward in this work by utilizing prior fault information. The key contribution includes a novel distributional robustness metric of detecting a known fault and a new relaxed distributionally robust chance constraint that ensures robust detectability. Then, a new DRFD design problem of fault detection under unknown probability distributions is proposed, and this offers a flexible balance between the robustness of detecting known critical faults and the overall detectability against all possible faults. To solve the resulting semi-infinite chance-constrained problem, we first reformulate it to a finite-dimensional problem characterized by bilinear matrix inequalities (BMIs). Subsequently, a customized solution algorithm is developed, which includes a sequential optimization procedure and an initialization strategy. Finally, case studies on a simulated three-tank system and a real-world battery cell are carried out to showcase the usefulness of our DRFD method.

1. Introduction

The growing complexity and interconnectivity of modern industrial processes underscore the critical importance of ensuring system safety and reliability. Advanced fault detection (FD) techniques that can effectively handle various types of uncertainty are thus in urgent need. In the past decades, model-based and data-driven FD methods have been extensively investigated and widely applied in a variety of fields. A summary of related methods can be found in Ding (2008, 2014a). In general, current FD methods are built upon the so-called analytical redundancy, and their main steps include residual generation and residual evaluation (Ding, 2008). The aim of residual generation is to produce an informative indicator that captures the unpredictable variations in dynamic systems and ensures sensitivity to faults. Various methods have been developed for the design of residual generators, including observer-based methods (Ding, Li and Krüger, 2019), parity space-based methods (Chow and Willsky, 1984), and subspace identification methods (SIM) (Ding, 2014b; Jin, Zuo, Wang, Cui, Zhao, Li and Gao, 2023b). Residual evaluation is used to determine whether a fault has occurred or not by means of alarm logic.

In practical dynamical systems, there exist various types of uncertain disturbances. Because of this, false alarm rate

(FAR) and fault detection rate (FDR) are important performance indices in a probabilistic context and the current research focuses on probabilistic FD design that enjoys robustness against uncertainty. For a residual generator, computing its FAR and FDR entails full knowledge of the distribution of disturbance. However, this is usually unavailable in engineering practices, and the Gaussian assumption has been mostly used as an approximation (Ding, 2014a; Yang and Fang, 2019; Fezai, Mansouri, Abodayeh, Nounou and Nounou, 2020). On this basis, FD via statistical hypothesis testing has been extensively explored, such as the generalized likelihood ratio test (Fezai et al., 2020) and Mann-Whitney test (Yang and Fang, 2019). Unfortunately, the Gaussian assumption itself may not hold true in practice, resulting in unexpected performance loss of FD.

To overcome this limitation, distribution-free methods that consider the worst-case performance against uncertainty in a prescribed compact set have been profoundly investigated (Wang, Fei, Yan and Xu, 2020; Hast, Findeisen and Streif, 2015). Nevertheless, lacking prior knowledge of the distribution may result in over-conservatism. As a hotspot in operations research community, distributionally robust optimization (DRO) offers a systematic and effective solution to address these drawbacks; more importantly, DRO does not require estimating the full probability distribution but introduces an ambiguity set containing all possible probability distributions with similar statistical attributes instead. The two core elements are the shape and the size of the ambiguity set, by which the expected performance under the worst-case distribution is improved. It is a common practice that the former is chosen by decision-makers, such as moment-based constraints (Delage and Ye, 2010; Zymler, Kuhn and Rustem, 2013) and metric-based ball (Mohajerin Esfahani

*Corresponding author

✉ fy123@mails.tsinghua.edu.cn (Y. Feng); hljin@tsinghua.edu.cn (H. Jin); steven.ding@uni-due.de (S.X. Ding); haoye@tsinghua.edu.cn (H. Ye); c-shang@tsinghua.edu.cn (C. Shang)

ORCID(S): 0009-0009-5218-3279 (Y. Feng); 0000-0002-7705-3843 (H. Jin); 0000-0002-5149-5918 (S.X. Ding); 0000-0003-1607-244X (H. Ye); 0000-0003-3905-4631 (C. Shang)

and Kuhn, 2018; Gao and Kleywegt, 2023; Lam, 2019). The advances in DRO have recently inspired the distributionally robust fault detection (DRFD) scheme (Shang, Ding and Ye, 2021; Wan, Ma and Zhong, 2021; Shang, Ye, Huang and Ding, 2023; Xue, Ding, Zhong and Zhou, 2022). It concurrently yields a residual generator and the alarm threshold by solving an integrated DRO problem while being robust to uncertainty in probability distributions. Thanks to duality theory, the DRFD problem can be reformulated as a deterministic optimization problem that is easier to solve than the primal problem.

In addition to effectively controlling FAR, the detectability for known critical faults is also essential in practice. These critical faults often include high-stake faults and high-frequency faults. The former are known to cause significant consequences to the system security and can be obtained from expert knowledge. For example, a power grid is known to be significantly influenced by transformer failure, thus ensuring its timely detection is of great importance (Yu, Wei, Niu and Zhang, 2024). The latter can be observed from historical data and obtained using various data-driven methods (Feng, Yao, Lu and Liu, 2020; Van de Sand, Corasaniti and Reiff-Stephan, 2021; Yao, Feng and Liu, 2024). However, in the existing DRFD designs (Shang et al., 2021, 2023), only the overall fault detectability of unknown faults is considered, and the information of critical faults is omitted. Hence, it is worth investigating a robust detection scheme considering detectability against both known and unknown faults in a distributionally robust fashion. To address these issues, this paper seeks to achieve an appropriate trade-off between detecting known critical faults and detecting other unknown faults within the DRFD framework. The main contributions of this paper are listed as follows:

- We formalize a new design problem that manages the trade-off between detecting critical faults and the overall detectability against unknown faults. As a cornerstone of this scheme, we introduce a novel metric, derived from a relaxed distributionally robust chance constraint (DRCC) that leverages prior fault information, to quantify the distributional robustness for detecting known critical faults.
- The design problem is semi-infinite and cannot be solved straightforwardly, thus we derive an exact reformulation of the proposed DRFD design problem, which leads to a non-convex problem due to the presence of bilinear matrix inequalities (BMIs). To solve the resulting problem, a tailored and effective algorithm is developed, involving a sequential optimization procedure and a dedicated initialization strategy.
- The detection performance and efficiency of our method are demonstrated through case studies on a simulated three-tank system and a realistic lithium-ion battery cell. These results highlight that there exists a substantial conflict between detecting known critical faults and detecting unknown faults, which can be effectively addressed by our new DRFD design.

The rest of this article is organized as follows. Section 2 revisits the basics of residual generation and evaluation for dynamic systems, as well as the design formulation of DRFD. The main results of this work are shown in Section 3, and case studies are presented in Sections 4 and 5. Section 6 concludes this article.

Notations: We use $\mathbb{N}_{i:j}$ to denote the set of non-negative integer indexes $\{i, \dots, j\}$. $P \geq 0$ denotes the positive semi-definiteness of a symmetric P , $P(:, i : j)$ denotes the submatrix of P from the i th column to the j th column, $\|P\|_F$ denotes the Frobenius norm. $\text{tr}(\cdot)$ and $\det(\cdot)$ are the trace and the determinant operator of a square matrix. For a vector f , $\|f\|_P^2 = f^\top P f$ and $\|f\|^2 = f^\top f$. δ_ξ represents the Dirac distribution concentrated at ξ . For a given closed set S , the indicator function $\mathbb{1}_{\text{cl}(\xi \in S)} = 1$ if $\xi \in S$; $= 0$, otherwise. For discrete-time signal $x(k)$, the concatenated vector is denoted by $x_s(k) = [x(k-s)^\top \dots x(k)^\top]^\top \in \mathbb{R}^{(s+1)n_x}$ and the block Hankel matrix of $N \in \mathbb{N}_+$ interval $X_{k,s} = [x_s(k-N+1) \dots x_s(k)] \in \mathbb{R}^{(s+1)n_x \times N}$. The lower triangular block-Toeplitz operator $\mathcal{T}(A, B, C, D)$ is defined as:

$$\mathcal{T}(A, B, C, D) = \begin{bmatrix} D & 0 & 0 & \dots & 0 \\ CB & D & 0 & \dots & 0 \\ CAB & CB & D & \dots & 0 \\ \vdots & \ddots & \ddots & \ddots & \vdots \\ CA^{s-1}B & \dots & CAB & CB & D \end{bmatrix}.$$

2. Preliminaries and Problem Formulation

2.1. Residual Generation and Evaluation

Consider a stochastic discrete-time linear time-invariant (LTI) system described by

$$\begin{cases} x(k+1) = Ax(k) + Bu(k) + B_d d(k) + B_f f(k) \\ y(k) = Cx(k) + Du(k) + D_d d(k) + D_f f(k) \end{cases} \quad (1)$$

where $x \in \mathbb{R}^{n_x}$, $y \in \mathbb{R}^{n_y}$, $u \in \mathbb{R}^{n_u}$, $d \in \mathbb{R}^{n_d}$, and $f \in \mathbb{R}^{n_f}$ are process state, measured output, control input, stochastic disturbance, and additive faults, respectively. A , B , B_d , B_f , C , D , D_d , and D_f are time-invariant matrices having appropriate dimensions. $G_u(z) = C(zI - A)^{-1}B + D$ denotes the transfer function matrix from u to y , where z is the time-shift operator. It is assumed that (A, C) is observable.

Remark 1. *The assumption of additive faults in (1) is rather common in fault diagnosis literature (Ding, 2008, 2014a). An underlying fault enters the system through matrices B_f and D_f , which encompass a wide range of system malfunctions. For instance, actuator faults can be modeled by setting $B_f = B$ and $D_f = 0$, whereas sensor faults are represented with $B_f = 0$ and $D_f = I$. This unified representation paves the way for developing a detection framework capable of handling multiple fault types.*

The stable kernel representation (SKR) is a general way to represent the residual generator for LTI systems (Ding,

2008, 2014a). Under the disturbance- and fault-free conditions, the following relation holds:

$$\mathcal{K}(z) \begin{bmatrix} u(z) \\ y(z) \end{bmatrix} \equiv 0, \forall u,$$

where $\mathcal{K}(z) = \begin{bmatrix} -\hat{N}(z) & \hat{M}(z) \end{bmatrix}$ can be established from the left coprime factorization of the transfer function matrix $G_u(z) = \hat{M}^{-1}(z)\hat{N}(z)$. Motivated by SKR, a general residual generator is expressed in the following form:

$$r(z) = \mathcal{K}(z) \begin{bmatrix} u(z) \\ y(z) \end{bmatrix},$$

where $r(z) \in \mathbb{R}^{n_r}$ is the residual, and its design form in the time domain essentially takes the form of an affine function combination of fault and disturbance:

$$r(k) = P[Wd_s(k) + Vf_s(k)], \quad (2)$$

where P is the projection matrix that parameterizes the residual generator, and shall be deliberately designed to preserve ensuring sensitivity to faults and robustness to disturbances. $\{W, V\}$ are known coefficient matrices, and it is normally assumed that W has full row rank. $\{W, V\}$ can be constructed from system matrices or available past fault-free data, e.g. using the parity space method (Chow and Willsky, 1984) or SIM (Ding, 2014b). Given known state-space matrices, the parity relation of a given order $s \geq n_x$ is established as follows:

$$y_s(k) = \Gamma_s x(k-s) + H_{u,s} u_s(k) + H_{d,s} d_s(k) + H_{f,s} f_s(k), \quad (3)$$

where

$$\begin{aligned} \Gamma_s &= [C^\top \quad (CA)^\top \quad \dots \quad (CA^s)^\top]^\top, \\ H_{u,s} &= \mathcal{T}(A, B, C, D), \\ H_{d,s} &= \mathcal{T}(A, B_d, C, D_d), \\ H_{f,s} &= \mathcal{T}(A, B_f, C, D_f). \end{aligned}$$

Thus, the residual generator can be designed based on the parity relation (3):

$$r(k) = P \cdot \Gamma_s^\perp [y_s(k) - H_{u,s} u_s(k)],$$

where Γ_s^\perp is the basis matrix of the left null space of Γ_s , satisfying $\text{rank}(\Gamma_s^\perp) = sn_y - n_x$ and $\Gamma_s^\perp \Gamma_s = 0$.

For systems with unknown state-space matrices, $\{W, V\}$ can be identified from the subspace composed of available historical input-output data

$$Z_p = \begin{bmatrix} U_p \\ Y_p \end{bmatrix} = \begin{bmatrix} U_{k-s_p-1, s_p} \\ Y_{k-s_p-1, s_p} \end{bmatrix}, \quad Z_f = \begin{bmatrix} U_f \\ Y_f \end{bmatrix} = \begin{bmatrix} U_{k, s_f} \\ Y_{k, s_f} \end{bmatrix}.$$

For example, the data-driven SKR can be realized by QR factorization of past and future datasets $\{Z_p, Z_f\}$ (Ding, 2014a,b):

$$\begin{bmatrix} Z_p \\ U_f \\ Y_f \end{bmatrix} = \begin{bmatrix} R_{11} & 0 & 0 \\ R_{21} & R_{22} & 0 \\ R_{31} & R_{32} & R_{33} \end{bmatrix} \begin{bmatrix} Q_1 \\ Q_2 \\ Q_3 \end{bmatrix}.$$

By solving the following equation for $\mathcal{K}_{d,s}$:

$$\mathcal{K}_{d,s} \begin{bmatrix} R_{21} & R_{22} \\ R_{31} & R_{32} \end{bmatrix} = 0. \quad (4)$$

Thus, the residual generator can be constructed as:

$$r(k) = P \cdot \mathcal{K}_{d,s} \begin{bmatrix} u_s(k) \\ y_s(k) \end{bmatrix}.$$

Additionally, one should set W as an identity matrix by taking the residuals $R_{33}Q_3$ as samples of $d_s(k)$. For sensor bias and actuator failure, V can also be readily specified (Ding, 2014b; Shang et al., 2023). After obtaining the residual, the residual evaluation process follows the alarm logic:

$$\begin{cases} J(r) > J_{th} \Rightarrow \text{fault alarm} \\ J(r) \leq J_{th} \Rightarrow \text{no alarm} \end{cases}$$

where J_{th} is the alarm threshold, and the Euclidean norm evaluation function $J(r) = \|r\|^2$ is mostly used. Inevitably, the uncertainty in $d(k)$ may lead to unnecessary alarms during fault-free operation and missed alarms when a fault is present. Thus, FAR and FDR are defined as important indicators to evaluate the FD performance in handling this inherent conflict.

Definition 1 (FAR and FDR, Ding (2008)). *Given the threshold J_{th} , the FAR and FDR for a particular fault $f \neq 0$ of an FD design is defined as*

$$\begin{aligned} \text{FAR} &= \mathbb{P}\{\|r\|^2 > J_{th} \mid f = 0\}, \\ \text{FDR} &= \mathbb{P}\{\|r\|^2 > J_{th} \mid f \neq 0\}. \end{aligned}$$

2.2. Problem Formulation of DRFD

A critical point of FD design (2) is the choice of P , around which numerous solutions have been developed. Among previous works, the unified solution is a conventional approach, which maximizes the ratio of the gains of f relative to d (Wünnenberg and Frank, 1987):

$$P^* = \arg \min_P \frac{\|PW\|}{\|PV\|} = \Lambda_W^{-1} U_W^\top. \quad (5)$$

This can be solved by performing singular value decomposition (SVD) of $W = U_W \Lambda_W V_W^\top$ (Ding, 2008). After designing P^* , the Gaussian assumption with $d \sim \mathcal{N}(0, \Sigma_d)$ is often adopted, and subsequently, $\|r\|^2$ under fault-free conditions is approximately governed by χ^2 -distribution. Consequently, given a prescribed FAR, the alarm threshold J_{th} can be calibrated to a specific upper quantile of a χ^2 -distribution (Ding, 2014a; Fezai et al., 2020; Yang and Fang, 2019).

However, the accuracy of the unified solution (5) may not be satisfying in engineering practice. The reason is that (5) is defined using norm-based sensitivity and suffers from over-conservatism. Furthermore, the Gaussian assumption is fragile, leading to performance misspecification when the uncertainties deviate from the Gaussian distribution. To

address this issue, DRFD has emerged as an effective scheme (Shang et al., 2021). It regards $\xi = Wd_s(k)$ as the source of uncertainty in residual generation, and thus the relation in (2) simplifies to:

$$r = P(\xi + Vf), \quad (6)$$

where the dependence on the time index k and the order s is dropped for brevity. In engineering practice, the true distribution \mathbb{P}_ξ^* of the disturbance is not known exactly, and thus using an ambiguity set \mathcal{D} to capture the uncertainty of \mathbb{P}_ξ^* is a common practice in DRO (Shang et al., 2023; Tan, Yang, Liu and Li, 2024). On this basis, the DRFD design scheme aims at maximizing the overall detectability metric under the worst-case FAR constraint within \mathcal{D} :

$$\begin{aligned} \max_P \rho(P) \\ \text{s.t. } \sup_{\mathbb{P}_\xi \in \mathcal{D}} \mathbb{P}_\xi \{ \|P\xi\|^2 > 1 \} \leq \alpha \end{aligned} \quad (\text{DRFD})$$

where $\alpha \in (0, 1)$ is an upper bound of FAR that is intuitive to specify for the user. In (DRFD), setting $J_{\text{th}} = 1$ causes no loss of generality. This is because any design with arbitrary matrix P and threshold $J_{\text{th}} > 0$ can be normalized into an equivalent solution pair $P' = P/\sqrt{J_{\text{th}}}$ and $J'_{\text{th}} = 1$. The DRCC The objective is to maximize an overall fault detectability metric function $\rho(\cdot)$. It evaluates the impact of an unknown profile f on the residual, and can be chosen as the Frobenius norm metric $\rho_1(P) = \|PV\|_F^2 = \text{tr}(V^T P^T PV)$ (Ding et al., 2019) or the pseudo-determinant metric $\rho_2(P) = \log \text{pdet}(V^T P^T PV) = \log \det(\Lambda^T U_1^T P^T P U_1 \Lambda)$ (Shang et al., 2021), where $V = U_1 \Lambda U_2^T$ is the compact SVD and Λ is diagonal and non-singular.

Remark 2. PV essentially serves as the transfer matrix from the fault signal f to the residual r . Mathematically, $\rho_1(\cdot)$ is the sum of squares of all singular values of PV , and $\rho_2(\cdot)$ amounts to the product of all non-zero singular values. Therefore, maximizing $\rho_2(\cdot)$ avoids excessively small non-zero singular values, and thus encourages a more balanced and uniform sensitivity to different fault directions than maximizing $\rho_1(\cdot)$. On the other hand, maximizing $\rho_1(\cdot)$ is computationally advantageous because it is linear in $\bar{P} = P^T P \succeq 0$ (Shang et al., 2021).

By solving (DRFD), the optimal solution P^* can safely keep the FAR below α under routine fault-free conditions for any \mathbb{P}_ξ in the ambiguity set \mathcal{D} , while maximizing the impact of unknown fault f on the residual, gives rise to an integrated DRFD design scheme. Central to the DRFD design is the choice of \mathcal{D} , and the Wasserstein ambiguity set has been prevalent recently, which critically relies on the Wasserstein distance for evaluating the discrepancy between two distributions.

Definition 2 (Wasserstein distance, Kantorovich and Rubinstein (1958)). *Given two distributions \mathbb{P} and \mathbb{P}' , whose random ξ is over the support set $\Xi \subseteq \mathbb{R}^{n_\xi}$, the Wasserstein*

distance is defined as:

$$d_W(\mathbb{P}, \mathbb{P}') = \inf_{\mathbb{Q} \in \mathcal{Q}} \left\{ \int_{\Xi^2} \|\xi - \xi'\| \mathbb{Q}(d\xi, d\xi') \right\},$$

where $\mathbb{Q} \in \mathcal{Q}$ is composed of all the joint distributions of ξ and ξ' with marginal distributions \mathbb{P} and \mathbb{P}' .

The Wasserstein distance is known to be the minimum transport cost of moving the probability mass from \mathbb{P} to \mathbb{P}' in optimal transport theory (Mohajerin Esfahani and Kuhn, 2018). Based on this, the Wasserstein ambiguity set can be defined as follows.

Definition 3 (Wasserstein ambiguity set, Mohajerin Esfahani and Kuhn (2018)). *Given N independent samples $\{\hat{\xi}_i\}_{i=1}^N$, and Wasserstein radius θ , the Wasserstein ambiguity set is defined as:*

$$\mathcal{D}_W(\theta; N) = \left\{ \mathbb{P} \in \mathcal{M}(\Xi) \mid d_W(\mathbb{P}, \hat{\mathbb{P}}_N) \leq \theta \right\},$$

where $\mathcal{M}(\Xi)$ is the probability space supported on Ξ , θ is the radius of the ambiguity set, and $\hat{\mathbb{P}}_N = \frac{1}{N} \sum_{i=1}^N \delta_{\hat{\xi}_i}$ is the empirical distribution.

The Wasserstein ambiguity set encapsulates a family of distributions that “resemble” the empirical distribution $\hat{\mathbb{P}}_N$. With the radius θ appropriately chosen, $\mathcal{D}_W(\theta; N)$ is able to capture the true distribution \mathbb{P}_ξ^* with a high probability in a data-driven fashion. Indeed, the uncertainty ξ in (6) can be seen as the primary residual signal under routine fault-free conditions, so the samples $\{\hat{\xi}_i\}_{i=1}^N$ can be easily collected from an off-the-shelf residual generator to construct $\mathcal{D}_W(\theta; N)$ (Shang et al., 2021).

3. Main result

3.1. A New Trade-off Formulation of DRFD

In engineering practice, some critical faults may be *a priori* known in advance, and their detectability is of direct interest. However, the design scheme in (DRFD) only maximizes the overall detectability against *unknown faults* but makes no use of *known* critical fault information. As a result, it may not perform satisfactorily in the presence of such critical faults.

In this work, it is assumed that the profile of a critical fault, e.g. a sensor fault or an actuator fault, is *a priori* known as \bar{f} . The goal is to effectively utilize the directional information of \bar{f} to improve the detectability of DRFD design. First, a relaxed DRCC is proposed to robustly secure a high FDR of a critical fault \bar{f} :

$$\begin{aligned} \mathbb{P}_\xi \{ \|P(\xi + V\bar{f})\|^2 > 1 \} \geq \beta - \frac{1}{\eta} d_W(\mathbb{P}_\xi, \hat{\mathbb{P}}_N), \\ \forall \mathbb{P}_\xi \in \mathcal{M}(\Xi), \end{aligned} \quad (7)$$

where $\beta \in (0, 1)$ denotes a prescribed nominal lower bound of FDR under the empirical distribution $\hat{\mathbb{P}}_N$, and $\eta > 0$ is a decision variable. Intuitively, if the candidate distribution

$\mathbb{P}_\xi = \hat{\mathbb{P}}_N$, a minimal FDR β under \bar{f} can be guaranteed by (7). However, when \mathbb{P}_ξ deviates from $\hat{\mathbb{P}}_N$, the FDR under \bar{f} may become lower, and the reduction of FDR is at most $1/\eta \cdot d_W(\mathbb{P}_\xi, \hat{\mathbb{P}}_N)$. Furthermore, the larger η , the less sensitivity of FDR to the deviation of \mathbb{P}_ξ . In this sense, η yields a novel metric evaluating the *distributional robustness* of detecting \bar{f} when \mathbb{P}_ξ^* is not exactly known.¹ To robustly detect the occurrence of a known \bar{f} , a large η is preferred.

As such, we propose to incorporate (7) in the design problem (DRFD) and maximize η jointly with the overall detectability $\rho(\cdot)$. This gives rise to a new DRFD trade-off design, formalized as follows:

$$\max_{P, \eta > 0} \rho(P) + \gamma \eta \quad (8a)$$

$$\text{s.t.} \quad \sup_{\mathbb{P}_\xi \in \mathcal{D}_W(\theta, N)} \mathbb{P}_\xi \{ \|P\xi\|^2 > 1 \} \leq \alpha \quad (8b)$$

$$\begin{aligned} & \sup_{\mathbb{P}_\xi \in \mathcal{M}(\Xi)} \mathbb{P}_\xi \{ \|P(\xi + V\bar{f})\|^2 \leq 1 \} \\ & - \frac{1}{\eta} d_W(\mathbb{P}_\xi, \hat{\mathbb{P}}_N) \leq 1 - \beta, \end{aligned} \quad (8c)$$

Maximizing the distributional robustness metric η in (8) encourages a low reduction of detectability of the critical fault when the true distribution \mathbb{P}_ξ^* deviates from the empirical one $\hat{\mathbb{P}}_N$. In this sense, the objective (8a) attempts to trade off robust detection of \bar{f} against the overall detectability $\rho(\cdot)$ via a regularization parameter $\gamma \geq 0$. By considering the robustness of detecting a critical fault \bar{f} of specific interest, the relaxed constraint (8) offers a new trade-off design scheme as compared to the original design (DRFD). Unlike the hard constraint (8b) on FAR, a relaxed constraint (8c) on FDR is applied to achieve the robustness of detecting \bar{f} . It is worth adding that the relaxed DRCC (8c) is also useful for handling the inexactness of true fault profile \bar{f} . By introducing multiple relaxed DRCCs into (8), the proposed DRFD scheme can be readily extended to tackle multiple critical faults:

$$\begin{aligned} & \max_{P, \eta_i > 0} \rho(P) + \sum_{i=0}^K \gamma_i \eta_i \\ & \text{s.t.} \quad \sup_{\mathbb{P}_\xi \in \mathcal{D}_W(\theta, N)} \mathbb{P}_\xi \{ \|P\xi\|^2 > 1 \} \leq \alpha \\ & \quad \sup_{\mathbb{P}_\xi \in \mathcal{M}(\Xi)} \mathbb{P}_\xi \{ \|P(\xi + V\bar{f}_i)\|^2 \leq 1 \} \\ & \quad - \frac{1}{\eta} d_W(\mathbb{P}_\xi, \hat{\mathbb{P}}_N) \leq 1 - \beta_i, \quad \forall i \in \mathbb{N}_{1:K} \end{aligned}$$

where β_i and γ_i are tolerance FAR levels and weight parameters corresponding to known faults \bar{f}_i .

Remark 3. Another alternative option to replace (7) to ensure fault detectability would be to directly impose a DRCC on FDR:

$$\sup_{\mathbb{P}_\xi \in \mathcal{D}_W(\theta, N)} \mathbb{P}_\xi \{ \|P(\xi + V\bar{f})\|^2 > 1 \} \geq \beta, \quad (9)$$

¹Indeed, $1/\eta$ can be interpreted as the fragility in the robust satisfying scheme (Long, Sim and Zhou, 2023).

which bears a similar spirit to the DRCC (8b) on FAR. However, this choice may lead to significant practical difficulties. Note that only α needs to be set in the DRCC on FAR under the routine cases. (9) requires simultaneously setting both \bar{f} and β suitably. As compared to the bound of FAR, a target bound of FDR is less intuitive and more difficult to specify according to prior knowledge. An improper selection of β may render the design problem infeasible due to the fundamental conflict between the DRCCs on FAR and FDR. In contrast, our proposed relaxed DRCC (7) is feasible as long as the chance constraint on FDR under the empirical distribution $\hat{\mathbb{P}}_N$ is satisfied, and is thus easy to verify. Besides, (7) can also tolerate the inexactness of \bar{f} to some extent, which is attractive in the design phase.

Remark 4. In DRO, conditional value-at-risk (CVaR) is a common technique to replace the non-convex DRCC with its convex approximation at the cost of some conservatism (Hota, Cherukuri and Lygeros, 2019; Xue et al., 2022). However, the BMI structure in Theorem 1 can not be eliminated, even if we replace the DRCC with a worst-case CVaR constraint in (8c). Consequently, introducing CVaR would only add unnecessary conservatism without offering any computational advantage. For this reason, we focus on deriving an exact reformulation of the original chance constraint (8c).

3.2. Reformulation and Solution Algorithm

Due to the infinite dimensions of \mathbb{P}_ξ as well as constraints (8b) and (8c), the distributionally robust chance-constrained program (8) is challenging to solve. This subsection seeks to derive a tractable counterpart reformulation alongside an effective solution algorithm. To this end, the following two lemmas are first presented.

Lemma 1. The following optimization problem on an arbitrary non-empty set $S \in \Xi$, where the decision variable \mathbb{P}_ξ is an arbitrary distribution on probability space $\mathcal{M}(\Xi)$

$$\sup_{\mathbb{P}_\xi \in \mathcal{M}(\Xi)} \mathbb{P}_\xi \{ \xi \in S \} - \frac{1}{\eta} d_W(\mathbb{P}_\xi, \hat{\mathbb{P}}_N) \quad (10)$$

is equivalent to the following problem:

$$\begin{aligned} & \inf_v \frac{1}{N} \sum_{i=1}^N \bar{v}_i \\ & \text{s.t.} \quad \bar{v}_i \geq 1 - \frac{1}{\eta} \inf_{\xi \in S} \|\xi - \hat{\xi}_i\|, \quad \forall i \in \mathbb{N}_{1:N} \\ & \quad \bar{v}_i \geq 0, \quad \forall i \in \mathbb{N}_{1:N} \end{aligned} \quad (11)$$

Proof. The proof can be made by adapting that of (Hota et al., 2019, Theorem 3.1) to the problem under study. Define $\kappa = 1/\eta > 0$. By definition of the Wasserstein distance, (10) can be rewritten as

$$\begin{aligned} & \sup_{\mathbb{P}_\xi \in \mathcal{M}(\Xi)} \mathbb{P}_\xi \{ \xi \in S \} - \kappa d_W(\mathbb{P}_\xi, \hat{\mathbb{P}}_N) \\ & = \sup_{\mathbb{Q} \in \mathcal{Q}} \mathbb{E}_{\mathbb{Q}} \{ \mathbb{1}_{\text{cl}(S)} - \kappa \|\xi - \xi'\| \} \end{aligned} \quad (12)$$

where the ambiguity set \mathcal{Q} is composed of all possible joint distributions of ξ and ξ' with marginal distributions \mathbb{P} and $\hat{\mathbb{P}}_N$:

$$\mathcal{Q} = \left\{ \mathbb{Q} \in \mathcal{M}(\Xi^2) \mid \begin{array}{l} (\xi, \xi') \sim \mathbb{Q} \\ \int_{\Xi} \mathbb{Q}(d\xi, \hat{\xi}_i) = \frac{1}{N}, \forall i \in \mathbb{N}_{1:N} \end{array} \right\}.$$

Then the semi-infinite program (12) can be reformulated as

$$\begin{aligned} & \sup_{\mathbb{Q} \in \mathcal{Q}} \mathbb{E}_{\mathbb{Q}} \{ \mathbb{1}_{\text{cl}(\xi \in \mathcal{S})} - \kappa \|\xi - \xi'\| \} \\ &= \sup_{\mathbb{Q} \in \mathcal{Q}} \int_{\Xi^2} (\mathbb{1}_{\text{cl}(\xi \in \mathcal{S})} - \kappa \|\xi - \xi'\|) \mathbb{Q}(d\xi, d\xi') \\ &= \frac{1}{N} \sum_{i=1}^N \sup_{\mathbb{Q}_i \in \mathcal{M}(\Xi)} \int_{\Xi} [\mathbb{1}_{\text{cl}(\xi \in \mathcal{S})} - \kappa \|\xi - \hat{\xi}_i\|] \mathbb{Q}_i(d\xi) \\ &= \frac{1}{N} \sum_{i=1}^N \sup_{\xi \in \Xi} [\mathbb{1}_{\text{cl}(\xi \in \mathcal{S})} - \kappa \|\xi - \hat{\xi}_i\|] \end{aligned}$$

where the second equality is due to the fact that the second marginal distribution of \mathbb{Q} is the empirical distribution $\hat{\mathbb{P}}_N$ and $\{\mathbb{Q}_i\}_{i=1}^N$ are the conditional distributions of ξ given $\xi' = \hat{\xi}_i$. Then one can consider each term in the summation over \mathcal{S} and $\Xi \setminus \mathcal{S}$ respectively as

$$\sup_{\xi \in \Xi} [\mathbb{1}_{\text{cl}(\xi \in \mathcal{S})} - \kappa \|\xi - \hat{\xi}_i\|] \quad (13a)$$

$$= \max \left\{ 1 - \inf_{\xi \in \mathcal{S}} \kappa \|\xi - \hat{\xi}_i\|, - \inf_{\xi \in \Xi \setminus \mathcal{S}} \kappa \|\xi - \hat{\xi}_i\| \right\} \quad (13b)$$

$$= \max \left\{ 1 - \kappa \inf_{\xi \in \mathcal{S}} \|\xi - \hat{\xi}_i\|, 0 \right\}, \quad (13c)$$

The equality between (13b) and (13c) can be derived by distinguishing the location $\hat{\xi}_i$ into two cases:

- When $\hat{\xi}_i \in \mathcal{S}$, the minimal distance from $\hat{\xi}_i$ to \mathcal{S} , thus $1 - \kappa \inf_{\xi \in \mathcal{S}} \|\xi - \hat{\xi}_i\| = 1$. For given $\kappa \geq 0$, $-\inf_{\xi \in \Xi \setminus \mathcal{S}} \kappa \|\xi - \hat{\xi}_i\| \leq 0$, implying that (13b) = 1.
- When $\hat{\xi}_i \in \Xi \setminus \mathcal{S}$, similarly, $\inf_{\xi \in \Xi \setminus \mathcal{S}} \kappa \|\xi - \hat{\xi}_i\| = 0$, so (13b) equals to $\max \{ 1 - \kappa \inf_{\xi \in \mathcal{S}} \|\xi - \hat{\xi}_i\|, 0 \}$.

Combining two cases, (13b) simplifies to (13c). This yields (11) and completes the proof. \square

Lemma 1 reformulates the DRCC in (8) into semi-infinite constraints. This allows us to further arrive at semi-definite constraints in the following lemma.

Lemma 2. Given $\mathcal{S} = \{ \xi \mid \|P(\xi + V\bar{f})\|^2 \leq 1 \}$, the optimal value $\inf_{\xi \in \mathcal{S}} \|\xi - \hat{\xi}\|$ is equivalent to solve the following semi-definite program (SDP):

$$\max_{\pi \geq 0, p, u} u \quad (14a)$$

$$\text{s.t.} \quad \begin{bmatrix} I & -\hat{\xi} \\ -\hat{\xi}^\top & \hat{\xi}^\top \hat{\xi} - p \end{bmatrix} \quad (14b)$$

$$+ \pi \begin{bmatrix} \bar{P} & \bar{P}V\bar{f} \\ \bar{f}^\top V^\top \bar{P} & \|V\bar{f}\|_{\bar{P}}^2 - 1 \end{bmatrix} \geq 0$$

$$\begin{bmatrix} p & u \\ u & 1 \end{bmatrix} \geq 0 \quad (14c)$$

Proof. $\inf_{\xi \in \mathcal{S}} \|\xi - \hat{\xi}\|$ is equal to that of the following semi-infinite optimization problem:

$$\max_{p, u} u \quad (15a)$$

$$\text{s.t.} \quad u^2 \leq p \quad (15b)$$

$$(\xi - \hat{\xi})^\top (\xi - \hat{\xi}) \geq p,$$

$$\forall \xi \text{ s.t. } (\xi + V\bar{f})^\top \bar{P} (\xi + V\bar{f}) \leq 1 \quad (15c)$$

where the auxiliary scalars p and u are introduced to denote $\inf_{\xi \in \mathcal{S}} \|\xi - \hat{\xi}\|^2$ and $\inf_{\xi \in \mathcal{S}} \|\xi - \hat{\xi}\|$, respectively. This enables the application of the S-procedure (Pólik and Terlaky, 2007), which transforms (15c) to (14b). In addition, (15b) essentially describes a second-order cone, which can be reformulated as a linear matrix inequality (LMI) (14c). Combining these two aspects completes the proof. \square

Remark 5. Lemma 1 builds upon the assumption that ξ is unbounded, i.e., $\Xi = \mathbb{R}^{n_\xi}$. Indeed, our framework can also be extended to the Wasserstein ambiguity set with a bounded support set $\Xi = \{ \xi \mid (\xi - c_j)^\top \Omega_j (\xi - c_j) \leq 1, \forall j \in \mathbb{N}_{1:N_j} \}$ with all $\Omega_j \succ 0$ in a similar spirit. Assuming all samples $\hat{\xi}_i \in \Xi$, by applying S-procedure (Pólik and Terlaky, 2007), the inner approximation of $\inf_{\xi \in \mathcal{S}} \|\xi - \hat{\xi}\|$ is given by:

$$\begin{aligned} & \max_{\pi \geq 0, \omega \geq 0, p, u} u \\ & \text{s.t.} \quad \begin{bmatrix} I & -\hat{\xi} \\ -\hat{\xi}^\top & \hat{\xi}^\top \hat{\xi} - p \end{bmatrix} + \sum_{j=1}^{N_j} \omega_j \begin{bmatrix} \Omega_j & -\Omega_j c_j \\ c_j^\top \Omega_j & c_j^\top \Omega_j c_j - 1 \end{bmatrix} \\ & \quad + \pi \begin{bmatrix} \bar{P} & \bar{P}V\bar{f} \\ \bar{f}^\top V^\top \bar{P} & \|V\bar{f}\|_{\bar{P}}^2 - 1 \end{bmatrix} \geq 0 \\ & \quad \begin{bmatrix} p & u \\ u & 1 \end{bmatrix} \geq 0 \end{aligned} \quad (16)$$

By replacing (14) with (16), one can incorporate support information Ξ , thus improving the solution at the expense of increasing computational burden from the additional decision variables $\{\omega_j\}_{j=1}^{N_j}$.

Now we are ready to address the DRFD problem (8), by establishing the following result.

Theorem 1. The DRO problem (8) admits the following exact reformulation:

$$\max_{\bar{P}, \eta, \lambda, y, v, \tau, \pi, t, u, p, q} \rho(\bar{P}^{1/2}) + \gamma \eta \quad (17a)$$

$$\text{s.t. } \theta + \frac{1}{N} \sum_{i=1}^N y_i \leq \lambda \alpha \quad (17b)$$

$$y_i \geq 0, i \in \mathbb{N}_{1:N} \quad (17c)$$

$$y_i \geq \lambda - t_i, i \in \mathbb{N}_{1:N} \quad (17d)$$

$$\begin{bmatrix} I & -\hat{\xi}_i \\ -\hat{\xi}_i^\top & \hat{\xi}_i^\top \hat{\xi}_i - q_i \end{bmatrix} \quad (17e)$$

$$- \tau_i \begin{bmatrix} \bar{P} & 0 \\ 0 & -1 \end{bmatrix} \geq 0, i \in \mathbb{N}_{1:N}$$

$$\begin{bmatrix} q_i & t_i \\ t_i & 1 \end{bmatrix} \geq 0, i \in \mathbb{N}_{1:N} \quad (17f)$$

$$\frac{1}{N} \sum_{i=1}^N v_i \leq (1 - \beta)\eta \quad (17g)$$

$$v_i \geq 0, i \in \mathbb{N}_{1:N} \quad (17h)$$

$$v_i \geq \eta - u_i, i \in \mathbb{N}_{1:N} \quad (17i)$$

$$\pi_i \begin{bmatrix} \bar{P} & \bar{P}^\top V \bar{f} \\ \bar{f}^\top V^\top \bar{P} & \bar{f}^\top V^\top \bar{P} V \bar{f} - 1 \end{bmatrix} \quad (17j)$$

$$+ \begin{bmatrix} I & -\hat{\xi}_i \\ -\hat{\xi}_i^\top & \hat{\xi}_i^\top \hat{\xi}_i - p_i \end{bmatrix} \geq 0, i \in \mathbb{N}_{1:N}$$

$$\begin{bmatrix} p_i & u_i \\ u_i & 1 \end{bmatrix} \geq 0, i \in \mathbb{N}_{1:N} \quad (17k)$$

$$\eta \geq 0, \lambda \geq 0, \bar{P} \geq 0 \quad (17l)$$

$$\tau_i \geq 0, \pi_i \geq 0, i \in \mathbb{N}_{1:N} \quad (17m)$$

Proof. By applying Lemmas 1 and 2 and introducing new decision variables by $v_i := \bar{v}_i \eta$ to eliminate as many bilinear terms in (11) as possible, we can obtain the equivalent reformulations (17b)-(17f) to the DRCC (8c) on FDR. Finally, the DRCC (8b) on FAR can be reformulated as (17g)-(17k) in virtue of (Shang et al., 2021, Theorem 5). \square

Despite its exactness, the reformulation (17) is NP-hard and intractable due to the presence of the BMIs. Thus, a customized solution algorithm is necessary. Notice that when the Lagrange multipliers $\{\tau_i\}_{i=1}^N$ and $\{\pi_i\}_{i=1}^N$ are fixed, (18) becomes an SDP with decision variables \bar{P}, η, λ and $\{y_i, t_i, q_i, v_i, u_i, p_i\}_{i=1}^N$. Importantly, SDPs can be modularly solved by interior-point solvers (Toh, 2018) such as MOSEK (ApS, 2024), SDPT3 (Toh, Todd and Tütüncü, 1999) and CSDP (Borchers, 1999). This motivates the development of an efficient solution algorithm based on sequential optimization. As a result, (17) is first reexpressed as several subproblems:

$$\begin{aligned} & \max_{\bar{P} \geq 0, \eta > 0} \rho(\bar{P}^{1/2}) + \gamma \eta \\ & \text{s.t. } \mathcal{J}_1(\bar{P}) \leq 0, \mathcal{J}_2(\bar{P}, \eta) \leq 0 \end{aligned} \quad (18)$$

where $\mathcal{J}_1(\bar{P})$ is the optimal value of the subproblem:

$$\begin{aligned} & \min_{\lambda, y, \tau, t, q} \theta + \frac{1}{N} \sum_{i=1}^N y_i - \lambda \alpha \\ & \text{s.t. } y_i \geq 0, y_i \geq \lambda - t_i, \tau_i \geq 0, i \in \mathbb{N}_{1:N} \\ & \begin{bmatrix} I & -\hat{\xi}_i \\ -\hat{\xi}_i^\top & \hat{\xi}_i^\top \hat{\xi}_i - q_i \end{bmatrix} - \tau_i \begin{bmatrix} \bar{P} & 0 \\ 0 & -1 \end{bmatrix} \geq 0, \\ & \begin{bmatrix} q_i & t_i \\ t_i & 1 \end{bmatrix} \geq 0, i \in \mathbb{N}_{1:N}, \lambda \geq 0 \end{aligned} \quad (19)$$

and $\mathcal{J}_2(\bar{P}, \eta)$ is the optimal value of the subproblem:

$$\begin{aligned} & \min_{v, \pi, u, p} \frac{1}{N} \sum_{i=1}^N v_i - (1 - \beta)\eta \\ & \text{s.t. } v_i \geq 0, v_i \geq \eta - u_i, \pi_i \geq 0, i \in \mathbb{N}_{1:N} \\ & \pi_i \begin{bmatrix} \bar{P} & \bar{P} V \bar{f} \\ \bar{f}^\top V^\top \bar{P} & \|\bar{f}\|_{\bar{P}}^2 - 1 \end{bmatrix} \\ & + \begin{bmatrix} I & -\hat{\xi}_i \\ -\hat{\xi}_i^\top & \hat{\xi}_i^\top \hat{\xi}_i - p_i \end{bmatrix} \geq 0, i \in \mathbb{N}_{1:N} \\ & \begin{bmatrix} p_i & u_i \\ u_i & 1 \end{bmatrix} \geq 0, i \in \mathbb{N}_{1:N} \end{aligned} \quad (20)$$

Then, the customized solution algorithm based on sequential optimization can be performed, whose idea is to iterate between updating the Lagrange multipliers and maximizing the objective. More precisely, the SDPs (19) and (20) are solved to update $\{\tau_i\}_{i=1}^N$ and $\{\pi_i\}_{i=1}^N$ while fixing \bar{P} and η , which enlarges the feasibility region of (18). After updating $\{\tau_i\}_{i=1}^N$ and $\{\pi_i\}_{i=1}^N$, they are fixed and the SDP (18) is solved to lift the objective. This iterative process is repeated until convergence. However, as an approximated solution strategy, sequential optimization is essentially a coordinate descent method, which may produce a local optimal solution and does not guarantee global optimality. Therefore, it is crucial to initialize the algorithm with a good feasible solution $\{\bar{P}^{(0)}, \eta^{(0)}\}$. First, it is recommended to choose $\eta^{(0)}$ sufficiently small to fulfill (8c) in the best possible way. Second, to decide $\bar{P}^{(0)}$, we propose to maximize its sensitivity to the direction of \bar{f} in the objective subject to the DRCC of FAR. This can be formulated as the following problem:

$$\begin{aligned} & \max_{\bar{P}^{(0)}} \|V \bar{f}\|_{\bar{P}^{(0)}}^2 \\ & \text{s.t. } \sup_{\mathbb{P}_\xi \in \mathcal{D}_W(\theta, N)} \mathbb{P}_\xi \{ \|\xi\|_{\bar{P}^{(0)}}^2 > 1 \} \leq \alpha \end{aligned} \quad (21)$$

Fortunately, (21) is easier to solve than (18) and can be effectively solved in virtue of Algorithm 1 in Shang et al. (2021). However, it may be the case that the induced initial solution $\{\bar{P}^{(0)}, \eta^{(0)}\}$ does not satisfy the relaxed DRCC (8c). A practical strategy is to inspect whether the FDR under the empirical distribution is lower than β . If so, the design problem (18) is considered to be infeasible and a smaller

value of β is suggested. Otherwise, the pair $\{\bar{P}^{(0)}, \eta^{(0)}\}$ must be a feasible solution to (18) and thus the sequential optimization can be performed, which is detailed in Algorithm 1. In addition, a guideline is provided to inform the selection of all hyperparameters $\{\alpha, \theta, \beta, \gamma\}$ for users.

- α is the maximal tolerance of FAR that shall be preselected according to user preference. In principle, a high value α may result in "alarm flood". Conversely, a low value of α can give rise to poor detectability.
- θ is the Wasserstein radius, regulating the distributional robustness of the constraint on FAR. A large θ enhances robustness, but may lead to a more conservative design with potentially lower fault detectability. To calibrate θ , the K -fold cross-validation is a viable option, as summarized in Algorithm 2.
- β is the minimal FDR under the nominal distribution $\hat{\mathbb{P}}_N$ and thus shall be chosen by the user. It should be noted that the FDR is not always kept below β when the real distribution \mathbb{P}_ξ deviates from $\hat{\mathbb{P}}_N$. Thus, the value of β shall not be too high in order to ensure robustness and avoid infeasibility of (7).
- γ is a trade-off parameter that can be flexibly adjusted to balance between the overall detectability and the robustness of detecting the particular fault \bar{f} . A useful tuning heuristic is to inspect the optimal value of η *a posteriori*. If η^* is too small, then there is a lack of distributional robustness of detecting \bar{f} and thus one shall turn to a larger γ or a smaller β .

Algorithm 1 Solution algorithm for reformulation of new DRFD (18)

Require: Coefficient matrix V , prior fault \bar{f} , additive disturbance samples $\{\hat{\xi}_i\}_{i=1}^N$, Wasserstein radius θ , tolerable FAR α and desired FDR β .

- 1: Solve (21) via (Shang et al., 2021, Algorithm 1) and obtain $\bar{P}^{(0)*}$.
- 2: Compute $\text{FDR}_{\text{emp}} \leftarrow \sum_{i=1}^N \mathbb{1}_{\text{cl}(\|\xi_i + V\bar{f}\|_{\bar{P}^{(0)*}} > 1)} / N$.
- 3: **if** $\text{FDR}_{\text{emp}} < \beta$ **then**
- 4: **Return** infeasibility.
- 5: **else**
- 6: Initialize $\bar{P}^{(0)} \leftarrow \bar{P}^{(0)*}$, $\eta^{(0)} \leftarrow 0$ and $n_{\text{ite}} \leftarrow 0$.
- 7: **while** Not convergent **do**
- 8: Solve (19) over τ with $\bar{P} \leftarrow \bar{P}^{(n_{\text{ite}})}$ and obtain $\tau^{(n_{\text{ite}})}$.
- 9: Solve (20) over π with $\bar{P} \leftarrow \bar{P}^{(n_{\text{ite}})}$ and $\eta \leftarrow \eta^{(n_{\text{ite}})}$, and obtain $\pi^{(n_{\text{ite}})}$.
- 10: Solve (18) with $\tau \leftarrow \tau^{(\text{ite})}$, $\pi \leftarrow \pi^{(\text{ite})}$ and obtain the solution $\bar{P}^{(n_{\text{ite}}+1)}$ and $\eta^{(n_{\text{ite}}+1)}$.
- 11: $n_{\text{ite}} \leftarrow n_{\text{ite}} + 1$.
- 12: **end while**
- 13: **Return** \bar{P} and η .
- 14: **end if**

Algorithm 2 Cross-validation for selecting the radius θ

Require: Number of folds K , samples $\{\hat{\xi}_i\}_{i=1}^N$, grid Θ of Wasserstein radius, and tolerable FAR α .

- 1: Partition the samples $\{\hat{\xi}_i\}_{i=1}^N$ into K equally sized folds.
- 2: **for** Each candidate value $\theta \in \Theta$ **do**
- 3: **for** $k = 1 : K$ **do**
- 4: Use the k th fold of samples as a test dataset, merge the remaining ones to construct $D_W(\theta; (K-1)N/K)$ and then solve (DRFD).
- 5: Compute FAR_k on the k th fold.
- 6: **end for**
- 7: Calculate $\text{FAR}(\theta) \leftarrow \sum_{k=1}^K \text{FAR}_k / K$.
- 8: **end for**
- 9: Find $\theta^* \leftarrow \arg \max_{\theta \in \Theta} \theta$ s.t. $\text{FAR}(\theta) \leq \alpha$.
- 10: **Return** θ^* .

4. Case Study on A Simulated Three-tank System

First, the efficacy of the proposed DRFD trade-off design scheme is verified on a simulated three-tank system, which has been widely used as a benchmark in the field of FD (Ding, 2008; Shang et al., 2021, 2023; Xue et al., 2022; Ding, 2014a,b; Ding et al., 2019). As shown in Fig. 1, three water tanks are interconnected with pipes, and two pumps feed water to the tanks. The system input $u(k) = [u_1 \ u_2]^T \in \mathbb{R}^2$ is the flow rates of pumps 1 and 2, the system states $x(k) = [x_1 \ x_2 \ x_3]^T \in \mathbb{R}^3$ is the levels of three tanks, and the outputs $y(k) = [x_1 \ x_3]^T \in \mathbb{R}^2$ is the measurement of the levels of Tanks 1 and 3. By linearizing around the operating point $x_1 = 15\text{cm}$, $x_2 = 10\text{cm}$, $x_3 = 13\text{cm}$ with a sampling interval $\Delta x = 5\text{s}$, state-space matrices in (1) are derived as follows (Shang et al., 2021; Ding, 2008):

$$A = \begin{bmatrix} 0.8945 & 0.0048 & 0.1005 \\ 0.0048 & 0.8500 & 0.0801 \\ 0.1005 & 0.0801 & 0.8164 \end{bmatrix},$$

$$B = \begin{bmatrix} 0.0317 & 0.0001 \\ 0.0001 & 0.0309 \\ 0.0018 & 0.0014 \end{bmatrix},$$

$$B_d = I_3, \quad B_f = [I_3 \quad 0_{3 \times 2}], \quad C = \begin{bmatrix} 1 & 0 & 0 \\ 0 & 0 & 1 \end{bmatrix},$$

$$D = 0, \quad D_d = 0, \quad D_f = [0_{2 \times 3} \quad I_2].$$

In our simulation, the disturbance d is generated from a Laplace distribution with mean $\mu_d = 0$ and covariance $\Sigma_d = 0.4I$. The motivation is to create a more challenging scenario that reflects real-world conditions. Unlike the Gaussian distribution, the Laplace distribution is heavy-tailed and can suitably describe the presence of large-magnitude outliers often encountered in practical systems (Yu, Zhao, Huang and Wu, 2023; Yu, Huang and Xiao, 2025).

We seek to design the matrix P in (6), where the parity space method (Chow and Willsky, 1984) with order $s = 4$ is used to generate residuals $\{\hat{\xi}_i\}_{i=1}^N$ as samples of uncertainty

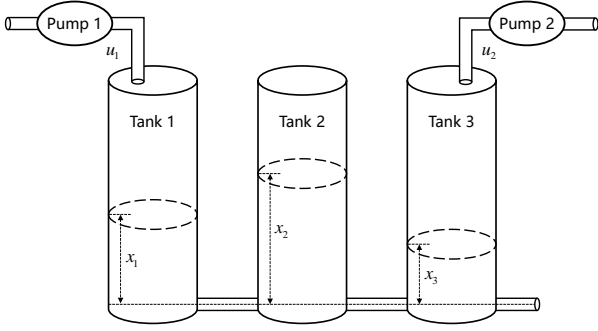


Figure 1: Schematic of the three-tank system.

ξ and attain the matrix V . The true distribution \mathbb{P}_ξ^* of uncertainty is assumed to be unknown, but $N = 200$ data samples are collected under routine fault-free conditions to capture the inexactness of \mathbb{P}_ξ using the Wasserstein ambiguity set. We set $\alpha = 1\%$ and calibrate the radius θ of the ambiguity set $\mathcal{D}(\theta; N)$ using five-fold cross-validation. FARs under different radii within $[10^{-3}, 10^{-2}]$ are shown in Fig. 2. Based on this, θ is set as 0.008 in DR1 and 0.009 in DR2, which ensures the average FAR below the tolerance level α . In the design phase, it is assumed that a single critical fault is given by $\bar{f} = [-2 \ 0 \ 0 \ 0 \ 0]$, which represents a constant leakage in Tank 1. For a particular choice of the metric $\rho_i(\cdot)$ ($i = 1, 2$), the existing Wasserstein-based DRFD design based on (DRFD) (Shang et al., 2021) and our proposed new DRFD design are denoted by DR i and NDR i , respectively. In addition, we also introduce a benchmark, denoted by Init i , which uses only the initial solution obtained from (21). All induced SDPs are solved in MATLAB R2024a with a CPU of Intel Core i7-10700 using MOSEK (ApS, 2024) via the YALMIP interface (Löfberg, 2004). Our source code is available at <https://github.com/Yulin-F/DRFD-prior>.

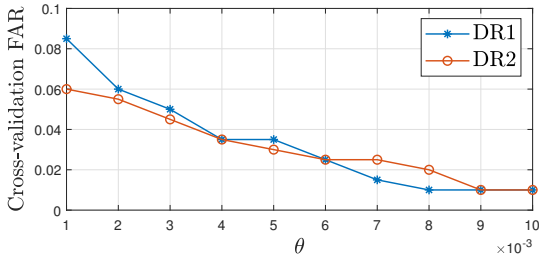


Figure 2: Cross-validation results under different Wasserstein radii and overall detectability

Setting different values of $\{\beta, \gamma\}$, trade-off curves between the overall detectability $\rho(\cdot)$ and the distributional robustness index η of detecting \bar{f} are derived and displayed in Figs. 3 and 4. It can be seen that for a given β , the proposed approach enables to flexibly balance between two design objectives by varying $\gamma > 0$. With γ increasing, the distributional robustness of detecting \bar{f} is enhanced at the

cost of lower values of $\rho(\cdot)$. Besides, when $\beta = 0.99$, an extremely small η is derived, indicating a lack of distributional robustness of detecting \bar{f} . This indicates that β shall not be chosen too large.

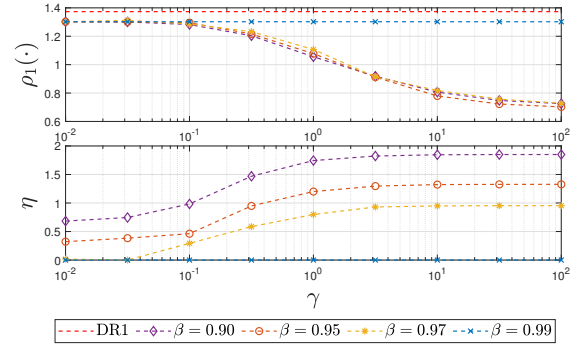


Figure 3: Trade-off between $\rho(\cdot)$ and η in NDR1

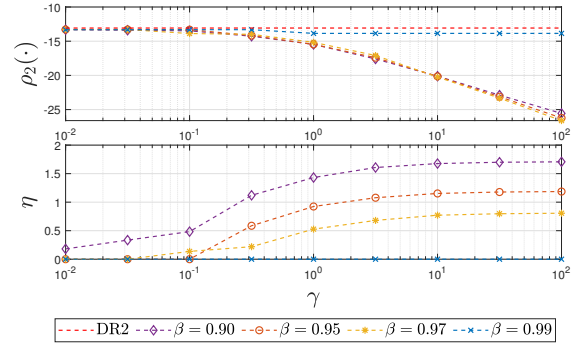


Figure 4: Trade-off between $\rho(\cdot)$ and η in NDR2

Monte Carlo simulations are carried out to evaluate the performance of the DRFD designs under fault-free and faulty conditions. We consider the detection of two faults, i.e. $f_1 = \bar{f}$ and $f_2 = [0 \ 5 \ 10 \ 0 \ 0]$, the latter of which represents an unknown constant leakage in Tanks 2 and 3. In each Monte Carlo run, an input-output trajectory with 800 samples is generated and the fault is injected from the 401st sample. Five different choices of β and γ are used, giving rise to various residual generators, namely NDR i -A ($\beta = 95\%$, $\gamma = 0.01$), NDR i -B ($\beta = 95\%$, $\gamma = 0.1$), NDR i -C ($\beta = 95\%$, $\gamma = 1$), NDR i -D ($\beta = 97\%$, $\gamma = 1$) and NDR i -E ($\beta = 99\%$, $\gamma = 1$). The average FARs and FDRs computed from 250 Monte Carlo simulations are given in Table 1, where FDR i indicates the FDR of the fault profile f_i , $i = 1, 2$. In addition, Fig. 5 shows the profile of the evaluation function $J(r)$ in a single Monte Carlo run. It can be seen that the FARs of all DRFD designs are below the maximal tolerance α . For generic DRFD designs DR1 and DR2, their FDR1 are not sufficiently high. The initial solution $\bar{P}^{(0)}$ exhibits a high FDR1, but almost completely fails to detect the unknown faults f_2 . By contrast, all values of FDR1 induced by NDR i are higher than 95% while ensuring that FDR2 remains at a high level, thereby demonstrating

Table 1

Average FAR and FDR Performance on the Simulated Three-Tank Process

	Init1	DR1	NDR1-A	NDR1-B	NDR1-C	NDR1-D	NDR1-E
FAR (%)	0.12	0.27	0.36	0.38	0.37	0.38	0.36
FDR1 (%)	98.89	3.52	96.34	97.05	99.10	99.06	96.22
FDR2 (%)	12.01	96.17	95.92	96.69	75.87	74.95	95.91
	Init2	DR2	NDR2-A	NDR2-B	NDR2-C	NDR2-D	NDR2-E
FAR (%)	0.09	0.19	0.24	0.24	0.26	0.27	0.24
FDR1 (%)	98.60	65.07	96.91	97.01	98.54	98.43	96.90
FDR2 (%)	10.16	97.29	96.15	95.66	85.26	89.03	96.17

the necessity of Algorithm 1. This also highlights that a remarkably improved detectability against the known fault f_1 is enabled by encoding critical fault information. It is also worth adding that considering information of a critical fault does not always lead to higher detectability against all possible faults. For example, the FDRs against f_2 of our proposed method are lower than those of generic DRFD, as shown in Table 1. Despite this, a more balanced detection of f_1 and f_2 is achieved by the proposed DRFD design than the generic scheme in (DRFD).

Next, we discuss the effect of γ on the overall detectability and the detectability against the critical fault \bar{f} , by comparing the performance of NDR*i*-A, NDR*i*-B, and NDR*i*-C in Table 1. With $\beta = 95\%$ fixed, increasing γ results in larger values of η and always helps to empirically improve the detectability of f_1 in this case. However, choosing γ larger than necessary may lead to a reduction of the overall detectability $\rho_i(\cdot)$ and consequently, a lower sensitivity against the unknown fault f_2 , as can be observed from FDR2 of NDR*i*-B and NDR*i*-C, $i = 1, 2$. This implies a substantial conflict between detecting a known critical fault and the overall detectability against unknown faults, and thus it is preferable to choose γ not too large. In addition, NDR1 excels in detecting f_1 and whereas NDR2 is superior for f_2 . This can be explained by the fact that f_2 lies closer to the kernel of V , so the balanced detectability promoted by $\rho_2(\cdot)$ is more effective, which aligns with the discussion in Remark 2.

Finally, the convergence performance of Algorithm 1 is depicted in Fig. 6, which shows that the convergence condition is met only within 5 iterations. Furthermore, the relationship between solution time and sample N with fixed θ is presented in Fig. 7. The solution time appears to grow exponentially with the sample number N . For applications with large datasets, the significant computational burden motivates the use of scenario reduction to improve solution efficiency by selecting a representative subset of samples (Rujeerapaiboon, Schindler, Kuhn and Wiesemann, 2022; Huang, Huang, Liu and Ding, 2022). In addition, NDR1 generally is computationally more efficient than NDR2, because $\rho_1(\cdot)$ is linear in \bar{P} , resulting in a more tractable problem.

5. Case Study on A Realistic Lithium-ion Battery Cell

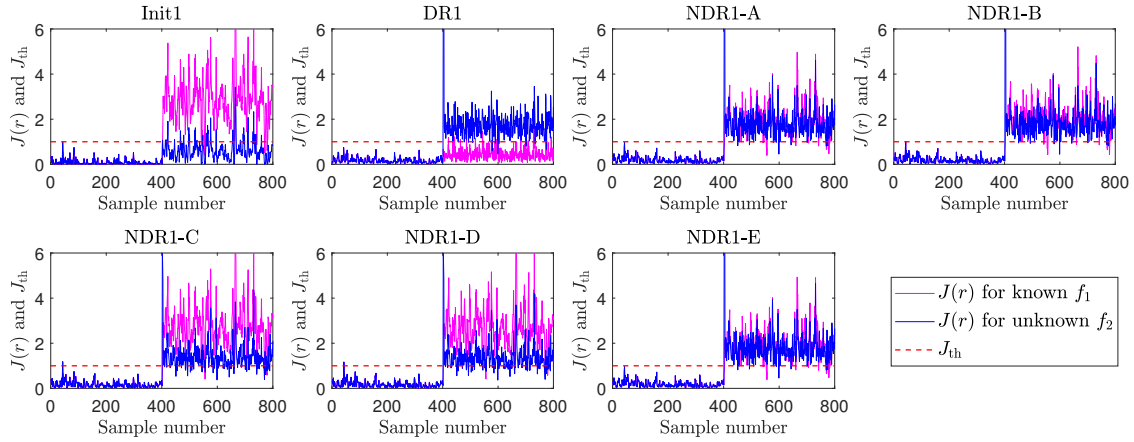
Due to the substantial energy density and high efficiency, lithium-ion batteries have found widespread applications in power grids, electric vehicles and portable electronics (Jin, Gao, Zuo, Zhang, Wang and Zhang, 2023a; Liu, Ahmed, Zhang, Rizzoni and He, 2016). Thus, there is a critical need for advanced FD techniques to ensure the safe operation of battery cells (Wang, Jin, Jiao and Xie, 2024; Xiong, Yu, Shen, Lin and Sun, 2019). In this section, we perform the case study using real-world data collected from the charging of a lithium-ion cell. Based on Thevenin's theorem, the equivalent battery circuit model (Xiong et al., 2019; Wang et al., 2024) consists of an ohmic resistance R_o , a resistor-capacitor pair $\{R_{\text{par}}, C_{\text{par}}\}$ and open-circuit voltage U_{oc} , which are shown in Fig. 8. According to Kirchoff's law, its dynamics can be written as:

$$\begin{cases} \dot{U}_{\text{par}} = -\frac{1}{C_{\text{par}}R_{\text{par}}}U_{\text{par}} + \frac{1}{C_{\text{par}}}I_L \\ \dot{S} = -\frac{1}{Q}I_L \\ U_t = U_{\text{oc}} - U_{\text{par}} - I_LR_o \end{cases}$$

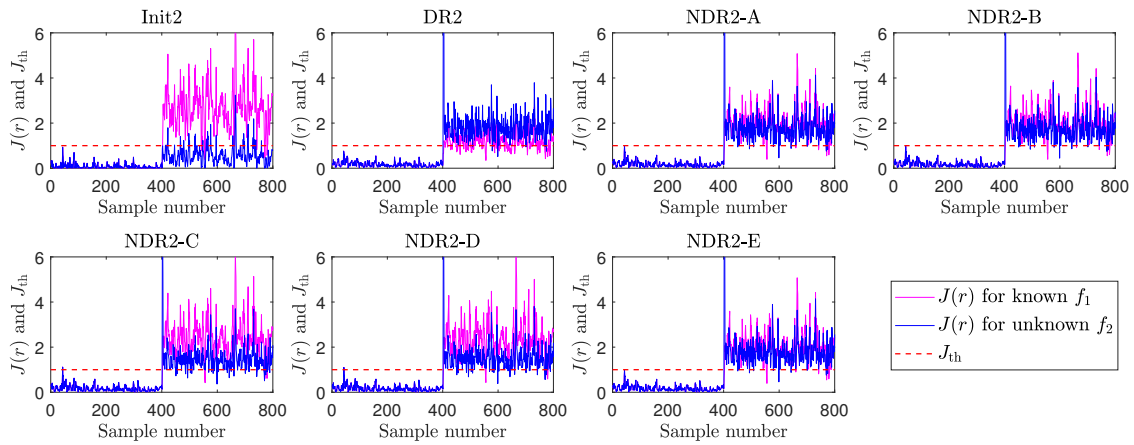
where U_{par} , I_L , Q , S and U_t are the voltage of R_{par} , the battery current across the battery, the maximum charge capacity, the state-of-charge and the terminal voltage. U_{oc} is commonly modeled as a polynomial function related to the S (Jin et al., 2023a; Xiong et al., 2019). Thus, the charging process can be represented as a nonlinear system with state $[U_{\text{par}} \ S]^T$, input I_L and output U_t .

As illustrated in Fig. 9, the real-world experimental platform consists of a temperature tester, a battery tester, a thermostat, and a computer, where all data, including voltage, current, and temperature, are monitored and sampled at a frequency of 1Hz. More details about the experimental platform setup can be found in Jin et al. (2023a). The input and output of the system are the current across the battery and the terminal voltage.

A data-driven SKR-based residual generator (Ding, 2014b, Algorithm 3.3) is implemented based on an input-output data matrix with depth $s = 5$ and system order $n_x = 2$. We use $N = 200$ samples of residuals to construct the Wasserstein ambiguity set. A 180 mA actuator bias on I_L is considered as a single critical fault $f_1 = \bar{f}$, which is known



(a) FD Designs using overall detectability metric $\rho_1(\cdot)$



(b) FD Designs using overall detectability metric $\rho_2(\cdot)$

Figure 5: FD results on the simulated three-tank system

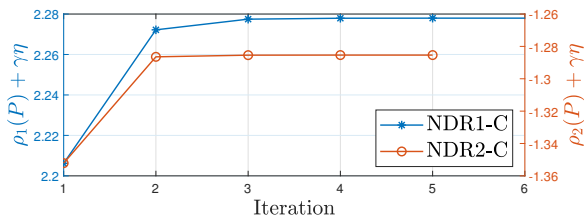


Figure 6: The objective function iteration of Algorithm 1

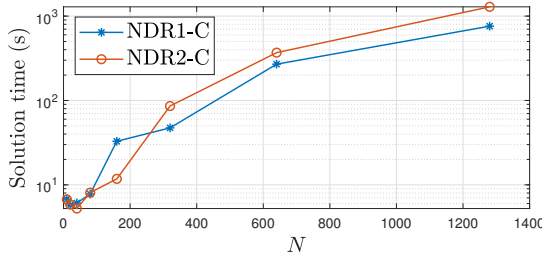


Figure 7: Computation time of Algorithm 1 for varying sample sizes N

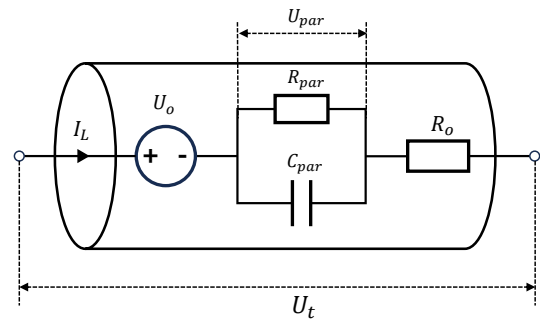


Figure 8: Equivalent circuit model of a single lithium-ion cell

in the design phase. We set $\alpha = 2\%$, $\beta = 90\%$, and use different values of γ , thereby yielding three DRFD designs, i.e., NDRi-A ($\gamma = 10$), NDRi-B ($\gamma = 100$) and NDRi-C ($\gamma = 500$). To evaluate the fault detection performance, we also take into account another fault f_2 , which is a 250 mV sensor bias on U_t and unknown in the design stage. An input-output data trajectory is collected from a real-world

Table 2
FAR, FDR and Distributional Robustness of DRFD Designs on Battery Cells

	DR1	NDR1-A	NDR1-B	NDR1-C	DR2	NDR2-A	NDR2-B	NDR2-C
FAR (%)	2.00	2.00	1.33	0.00	2.00	0.67	0.00	0.00
FDR1 (%)	77.33	78.67	84.67	88.00	77.33	87.33	88.00	88.00
FDR2 (%)	75.33	74.67	83.33	86.67	75.33	86.67	85.33	84.67
η	/	0.0351	0.1254	0.1728	/	0.1578	0.1740	0.1761




Figure 9: Battery cell experimental platform

experiment, and the fault f_1/f_2 is injected from the 151st sample into the system till the end.

The computed FARs, FDRs and robustness indices are presented in Table 2, and the profile of evaluation function $J(r)$ is shown in Fig. 10. It is clear that the FARs are safely controlled below the tolerance α in each DRFD design. The generic DRFD design has FDRs lower than 80% in both faulty cases. By contrast, the injection of prior fault information in NDR_i leads to an effective and significant improvement of detectability for the known fault f_1 . Interestingly, unlike the three-tank system where performance on f_2 degraded, this case study illustrates that prioritizing f_1 can sometimes coincidentally improve the detectability of another unknown fault f_2 . A possible explanation is that enhancing the detectability for known f_1 does not guarantee a specific outcome for unknown f_2 . That is, this impact may be either beneficial or detrimental depending on the nature of f_2 . In addition, the increased γ typically results in better detection of f_1 but does not always improve the detectability of f_2 , mainly because the distributional robustness η of detecting f_1 is improved at the sacrifice of the overall detectability.

6. Conclusion

In this work, a new DRFD design scheme was proposed that incorporates prior information of critical faults and safely keeps FAR under control without exactly knowing the probabilistic distribution of uncertainty. Built upon a new relaxed distributionally robust chance constraint, the proposed approach makes it feasible to balance between a robust detection of critical faults and maintaining the

detectability of unknown faults. Then, an exact reformulation of the proposed new DRFD problem was derived as a semi-definite program with BMIs. We developed a tailored solution algorithm, including an initialization strategy and a sequential optimization procedure, which helps to effectively tackle the optimization problem by solving SDPs. Finally, comprehensive case studies on a simulated three-tank system and a realistic lithium-ion battery cell showed that our method enables a more balanced performance than generic DRFD designs. It not only maintains good sensitivity against unknown faults but also ensures a robust detection of known critical faults. In future work, it is worth investigating how to relax the dependence on the exact fault information and further address time-varying disturbances by injecting more probabilistic information.

Declaration of Competing Interest

The authors declare that they have no known competing financial interests or personal relationships that could have appeared to influence the work reported in this paper.

Acknowledgments

This work was supported by the National Natural Science Foundation of China under Grant 62373211.

References

- ApS, M., 2024. The MOSEK optimization toolbox for MATLAB manual. Version 10.1. URL: <http://docs.mosek.com/latest/toolbox/index.html>.
- Borchers, B., 1999. CSDP, A C library for semidefinite programming. Optimization methods and Software 11, 613–623.
- Chow, E., Willsky, A., 1984. Analytical redundancy and the design of robust failure detection systems. IEEE Transactions on Automatic Control 29, 603–614.
- Delage, E., Ye, Y., 2010. Distributionally robust optimization under moment uncertainty with application to data-driven problems. Operations Research 58, 595–612.
- Ding, S.X., 2008. Model-Based Fault Diagnosis Techniques: Design Schemes, Algorithms, and Tools. Springer Science & Business Media.
- Ding, S.X., 2014a. Data-driven Design of Fault Diagnosis and Fault-Tolerant Control Systems. Springer.
- Ding, S.X., 2014b. Data-driven design of monitoring and diagnosis systems for dynamic processes: A review of subspace technique based schemes and some recent results. Journal of Process Control 24, 431–449.
- Ding, S.X., Li, L., Krüger, M., 2019. Application of randomized algorithms to assessment and design of observer-based fault detection systems. Automatica 107, 175–182.
- Feng, J., Yao, Y., Lu, S., Liu, Y., 2020. Domain knowledge-based deep-broad learning framework for fault diagnosis. IEEE Transactions on Industrial Electronics 68, 3454–3464.

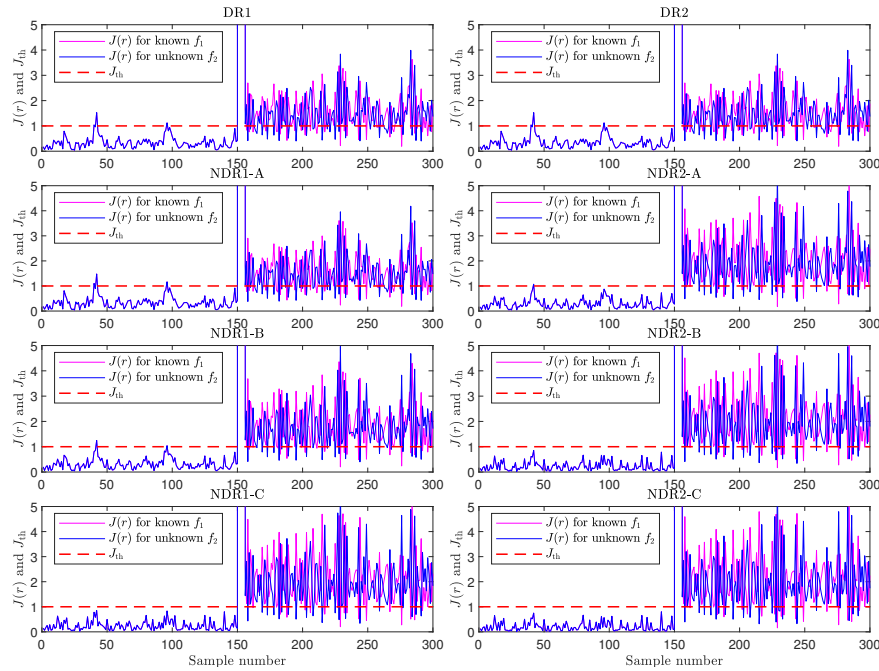


Figure 10: FD results on the real battery cell charging

- Fezai, R., Mansouri, M., Abodayeh, K., Nounou, H., Nounou, M., 2020. Online reduced Gaussian process regression based generalized likelihood ratio test for fault detection. *Journal of Process Control* 85, 30–40.
- Gao, R., Kleywegt, A., 2023. Distributionally robust stochastic optimization with Wasserstein distance. *Mathematics of Operations Research* 48, 603–655.
- Hast, D., Findeisen, R., Streif, S., 2015. Detection and isolation of parametric faults in hydraulic pumps using a set-based approach and quantitative–qualitative fault specifications. *Control Engineering Practice* 40, 61–70.
- Hota, A.R., Cherukuri, A., Lygeros, J., 2019. Data-driven chance constrained optimization under Wasserstein ambiguity sets, in: 2019 American Control Conference (ACC), IEEE. pp. 1501–1506.
- Huang, R., Huang, J., Liu, W., Ding, H., 2022. Coresets for wasserstein distributionally robust optimization problems, in: Koyejo, S., Mohamed, S., Agarwal, A., Belgrave, D., Cho, K., Oh, A. (Eds.), *Advances in Neural Information Processing Systems*, Curran Associates, Inc.. pp. 26375–26388.
- Jin, H., Gao, Z., Zuo, Z., Zhang, Z., Wang, Y., Zhang, A., 2023a. A combined model-based and data-driven fault diagnosis scheme for lithium-ion batteries. *IEEE Transactions on Industrial Electronics*.
- Jin, H., Zuo, Z., Wang, Y., Cui, L., Zhao, Z., Li, L., Gao, Z., 2023b. Small fault diagnosis with gap metric. *IEEE Transactions on Systems, Man, and Cybernetics: Systems* 53, 5715–5728.
- Kantorovich, L.V., Rubinshtein, S., 1958. On a space of totally additive functions. *Vestnik of the St. Petersburg University: Mathematics* 13, 52–59.
- Lam, H., 2019. Recovering best statistical guarantees via the empirical divergence-based distributionally robust optimization. *Operations Research* 67, 1090–1105.
- Liu, Z., Ahmed, Q., Zhang, J., Rizzoni, G., He, H., 2016. Structural analysis based sensors fault detection and isolation of cylindrical lithium-ion batteries in automotive applications. *Control engineering practice* 52, 46–58.
- Löfberg, J., 2004. Yalmip : A toolbox for modeling and optimization in matlab, in: *In Proceedings of the CACSD Conference*, Taipei, Taiwan.
- Long, D.Z., Sim, M., Zhou, M., 2023. Robust satisficing. *Operations Research* 71, 61–82.
- Mohajerin Esfahani, P., Kuhn, D., 2018. Data-driven distributionally robust optimization using the Wasserstein metric: Performance guarantees and tractable reformulations. *Mathematical Programming* 171, 115–166.
- Pólik, I., Terlaky, T., 2007. A survey of the S-lemma. *SIAM Review* 49, 371–418.
- Rujeerapaiboon, N., Schindler, K., Kuhn, D., Wiesemann, W., 2022. Scenario reduction revisited: Fundamental limits and guarantees. *Mathematical Programming* 191, 207–242.
- Van de Sand, R., Corasaniti, S., Reiff-Stephan, J., 2021. Data-driven fault diagnosis for heterogeneous chillers using domain adaptation techniques. *Control Engineering Practice* 112, 104815.
- Shang, C., Ding, S.X., Ye, H., 2021. Distributionally robust fault detection design and assessment for dynamical systems. *Automatica* 125, 109434.
- Shang, C., Ye, H., Huang, D., Ding, S.X., 2023. From generalized Gauss bounds to distributionally robust fault detection with unimodality information. *IEEE Transactions on Automatic Control* 68, 5333–5348.
- Tan, Y., Yang, J., Liu, J., Li, S., 2024. Design of current-risk-aware disturbance rejection controller for speed regulation of PMSMs. *Control Engineering Practice* 146, 105875.
- Toh, K.C., 2018. Some numerical issues in the development of SDP algorithms. *Informatics Today* 8, 7–20.
- Toh, K.C., Todd, M.J., Tütüncü, R.H., 1999. SDPT3—a MATLAB software package for semidefinite programming. *Optimization Methods and Software* 11, 545–581.
- Wan, Y., Ma, Y., Zhong, M., 2021. Distributionally robust trade-off design of parity relation based fault detection systems. *International Journal of Robust and Nonlinear Control* 31, 9149–9174.
- Wang, G., Jin, S., Jiao, J., Xie, J., 2024. Voltage measurement-based recursive adaptive method for internal short circuit fault diagnosis in lithium-ion battery packs. *Control Engineering Practice* 145, 105857.
- Wang, X., Fei, Z., Yan, H., Xu, Y., 2020. Dynamic event-triggered fault detection via zonotopic residual evaluation and its application to vehicle lateral dynamics. *IEEE Transactions on Industrial Informatics* 16, 6952–6961.
- Wünnenberg, J., Frank, P., 1987. Sensor fault detection via robust observers, in: *System Fault Diagnostics, Reliability and Related Knowledge-Based Approaches*, Springer. pp. 147–160.

- Xiong, R., Yu, Q., Shen, W., Lin, C., Sun, F., 2019. A sensor fault diagnosis method for a lithium-ion battery pack in electric vehicles. *IEEE Transactions on Power Electronics* 34, 9709–9718.
- Xue, T., Ding, S.X., Zhong, M., Zhou, D., 2022. An integrated design scheme for SKR-based data-driven dynamic fault detection systems. *IEEE Transactions on Industrial Informatics* 18, 6828–6839.
- Yang, C., Fang, H., 2019. A new nonlinear model-based fault detection method using Mann–Whitney test. *IEEE Transactions on Industrial Electronics* 67, 10856–10864.
- Yao, Y., Feng, J., Liu, Y., 2024. Domain knowledge-guided contrastive learning framework based on complementary views for fault diagnosis with limited labeled data. *IEEE Transactions on Industrial Informatics* 20, 8055–8063.
- Yu, W., Huang, B., Xiao, G., 2025. A robust probabilistic quality-relevant monitoring model with laplace distribution. *IEEE Transactions on Industrial Informatics* .
- Yu, W., Zhao, C., Huang, B., Wu, M., 2023. A robust dissimilarity distribution analytics with laplace distribution for incipient fault detection. *IEEE Transactions on Industrial Electronics* 70, 12752–12761.
- Yu, Z., Wei, Y., Niu, B., Zhang, X., 2024. Automatic condition monitoring and fault diagnosis system for power transformers based on voiceprint recognition. *IEEE Transactions on Instrumentation and Measurement* 73, 1–11.
- Zymler, S., Kuhn, D., Rustem, B., 2013. Distributionally robust joint chance constraints with second-order moment information. *Mathematical Programming* 137, 167–198.