

CROSS-MODAL MAPPING: ELIMINATING THE MODALITY GAP FOR FEW-SHOT IMAGE CLASSIFICATION

Xi Yang¹ Pai Peng¹ Wulin Xie¹ Xiaohuan Lu¹ Jie Wen^{2*}

¹Guizhou University, Guiyang, China

² Harbin Institute of Technology, Shenzhen, China

jiewen_pr@126.com

ABSTRACT

In few-shot image classification tasks, methods based on pretrained vision-language models (such as CLIP) have achieved significant progress. Many existing approaches directly utilize visual or textual features as class prototypes, however, these features fail to adequately represent their respective classes. We identify that this limitation arises from the modality gap inherent in pretrained vision-language models, which weakens the connection between the visual and textual modalities. To eliminate this modality gap and enable textual features to fully represent class prototypes, we propose a simple and efficient Cross-Modal Mapping (CMM) method. This method employs a linear transformation to map image features into the textual feature space, ensuring that both modalities are comparable within the same feature space. Nevertheless, the modality gap diminishes the effectiveness of this mapping. To address this, we further introduce a triplet loss to optimize the spatial relationships between image features and class textual features, allowing class textual features to naturally serve as class prototypes for image features. Experimental results on 11 benchmark demonstrate an average improvement of approximately 3.5% compared to conventional methods and exhibit competitive performance on 4 distribution shift benchmarks.

1 INTRODUCTION

Few-shot image classification is one of the fundamental challenges in the field of computer vision, aimed at effectively classifying new categories in images with only a limited number of labeled samples available. This means that the classification model must be capable of learning from a very small number of samples per category and accurately identifying new instances of these categories. In many real-world applications, such as medical image analysis (Milletari et al., 2016), wildlife recognition (Zheng, 2022), and rare object detection (Wang et al., 2020), acquiring large amounts of labeled data is both difficult and expensive. Consequently, constructing classification models with high generalization capabilities under data scarcity has become a primary focus of current research.

In recent years, methods (Zhou et al., 2022b; Luo et al., 2022; Gu et al., 2021; Sung et al., 2022) based on pretrained Vision-Language Models (VLMs) (Chen et al., 2021; Yuan et al.), such as CLIP (Contrastive Language-Image Pre-training) (Radford et al., 2021), have achieved significant progress in few-shot image classification tasks. CLIP learns a joint embedding space for images and texts through contrastive learning on large-scale image-text pairs, making the two modalities comparable within the same space. This provides a novel approach for few-shot learning by leveraging pretrained modality-aligned representations to compensate for performance degradation caused by limited data. However, research by (Liang et al., 2022; Li et al., 2023) indicates that the model initialization and the application of contrastive learning during pre-training maintain a distinct separation between the image and text modalities in pre-trained VLMs, as depicted in Fig. 1 (left). This intermodal distance diminishes the semantic linkage between images and texts, thereby obstructing the effective harnessing of the text modality’s rich semantic contributions.

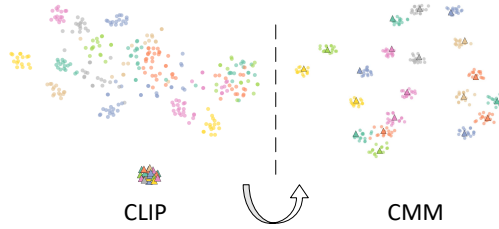


Figure 1: T-SNE (Maaten & Hinton, 2008) Visualization: Triangles represent the textual feature embeddings for each category, dots indicate the image feature embeddings, and markers of different colors distinguish the various categories.

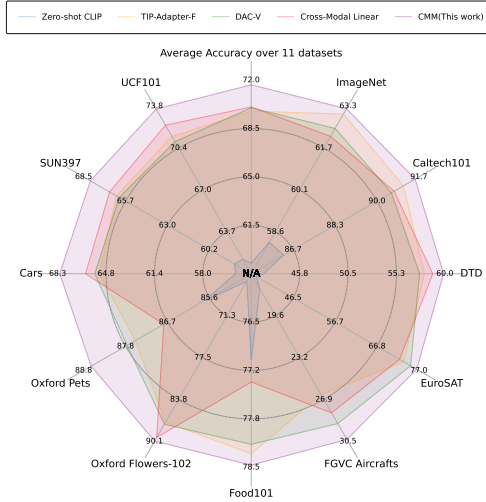


Figure 2: Competitive Performance of the CMM Across 11 Datasets. The values shown represent the overall average top-1 accuracy for each dataset under 1, 2, 4, 8, and 16 shot conditions, compared to other cache and cross-modal methods.

In few-shot image classification tasks, current methods (Gondal et al., 2024; Zhang et al., 2021; Lin et al., 2023; Jia et al., 2022; Zhu et al., 2023b) fine-tune pretrained CLIP models in various ways to enhance their performance on downstream tasks. Existing approaches generally overlook the issue of the modality gap, directly using visual or textual features as class prototypes. Specifically, cache-based tuning methods (Gondal et al., 2024; Zhang et al., 2021) construct class prototypes using visual features, focusing solely on interactions within the image modality. This approach not only ignores the knowledge from the text modality obtained during pretraining but also introduces additional computational and storage overhead. On the other hand, prompt and adapter tuning methods (Zhang et al., 2021; Jia et al., 2022) directly use textual features as class prototypes, neglecting the modality gap issue inherent in pretrained vision-language models.

To address these issues, this paper proposes a simple and efficient Cross-Modal Mapping (CMM). Our primary contribution lies in fully utilizing CLIP’s multimodal embedding space to eliminate the modality gap between visual and textual modalities, thereby enabling textual features to naturally serve as class prototypes for image features. Fig. 3 demonstrates that our cross-modal classifier, which eliminates the inter-modal gap, significantly outperforms both intra-modal and inter-modal classifiers.

First, we employ the pretrained CLIP text encoder to generate class textual features to initialize the classifier, ensuring that each class’s feature is directly derived from its textual description and thereby preserving rich semantic information. Next, we introduce a linear transformation between image features and the classifier, learning a mapping from the image feature space to the textual feature space. Through this mapping, the projected image features and textual features reside within the same spatial domain. However, the modality gap diminishes the effectiveness of this mapping, causing

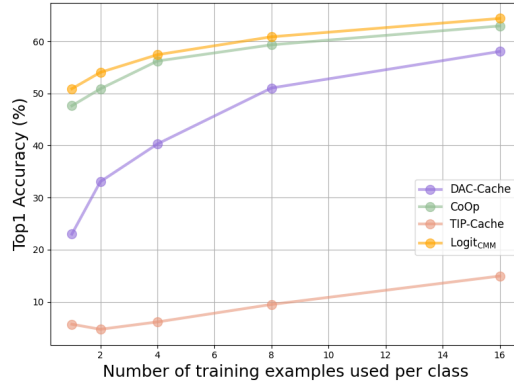


Figure 3: Comparison of the performance of cross-modal, intra-modal, and inter-modal classifiers on ImageNet.

class textual features to inadequately reflect the spatial positions of image features. To mitigate this, we further introduce a triplet loss function, which brings samples closer to their corresponding class textual features while distancing them from the most similar non-corresponding class textual features, as depicted in Fig. 1 (right). This approach effectively eliminates the modality gap in pretrained vision-language models, allowing class textual features to naturally become class prototypes for image features.

Experimental results presented in Fig. 2 indicate that CMM exhibits competitive performance in few-shot classification tasks, demonstrating the effectiveness of cross-modal mapping in eliminating the modality gap of pretrained vision-language models.

Our contributions can be summarized as follows:

- To the best of our knowledge, this work is the first to investigate the impact of the modality gap in pretrained vision-language models on class prototypes.
- We propose a simple and efficient Cross-Modal Mapping that eliminates the modality gap in pretrained vision-language models, enabling class textual features to naturally serve as class prototypes for image features.

2 RELATED WORK

In this section, we cover three areas pertinent to our approach: metric learning, meta-learning and pre-trained vision-language models. While reviewing previous work, we succinctly describe how our method measures the distances between features, rapidly adapts to downstream tasks, and utilizes pre-trained vision-language models.

Metric Learning Metric learning methods (Ermolov et al., 2022; Cai et al., 2023) learn an embedding space where distances between samples of the same class are reduced and distances between samples of different classes are increased. Typical representative methods include Matching Networks (Vinyals et al., 2016), Prototypical Networks (Snell et al., 2017), and Relation Networks (Palm et al., 2018). Matching Networks utilize an attention mechanism to classify based on the similarity between the support set and the query sample. Relation Networks learn a nonlinear metric function to directly measure the relationships between samples. Prototypical networks compute a prototype vector for each class and classify query samples based on their distances to these prototypes. In current methods utilizing pretrained vision-language models, classification is performed using the cosine similarity between features and prototypes. In this paper, we adopt cosine distance to measure the similarity between image features and text features, and employ a triplet loss for optimization.

Meta Learning Meta-learning (Yu et al., 2020; Yang et al., 2020) aims to enable models to rapidly adapt to new tasks. Typical methods include MAML (Finn et al., 2017) (Model-Agnostic Meta-Learning), Meta-SGD (Li et al., 2017), and ProtoMAML (Ermis et al., 2021). MAML trains models

on meta-tasks, allowing their initial parameters to adapt to new tasks through a small number of gradient updates. Meta-SGD simultaneously learns both model parameters and optimizer parameters, enhancing the efficiency of adapting to new tasks. ProtoMAML combines prototypical networks with MAML, thereby enhancing the model’s generalization capability. However, these methods generally require complex training processes and substantial computational resources. In contrast, our approach is based on pretrained vision-language models and does not necessitate a complex meta-learning process. Furthermore, we jointly optimize only two parameter matrices, reducing the demand for computational resources and simplifying the training process, thereby enabling faster adaptation to new tasks.

Pretrained Vision-language Models Pre-trained vision-language models (Chen et al., 2021; Yuan et al.) (such as CLIP (Radford et al., 2021)) demonstrate strong performance in few-shot learning. Existing methods typically enhance performance by adapting pre-trained models. Prompt Tuning methods (Zhu et al., 2023a) adjust the model using learnable prompts. For example, the CoOp method (Zhou et al., 2022b) improves CLIP’s performance by learning optimizable prompts. Adapter methods (Zhang et al., 2021; Sung et al., 2022) insert adapter modules into certain layers of the model and fine-tune these modules to accommodate new tasks. For instance, VL-Adapter (Sung et al., 2022) adds adapters to both the visual and language encoders. Cache-based Tuning methods (Gondal et al., 2024; Zhang et al., 2021) store visual features as caches to assist the model in classification, but they require maintaining and updating the caches, thereby increasing storage and computational burdens. However, the aforementioned methods overlook the modality gap in pretrained vision-language models by directly using visual or textual features as class prototypes. Our method addresses this issue by eliminating the modality gap, naturally obtaining class prototypes without introducing additional caches or complex modules, thereby reducing the model’s computational and storage overhead.

3 METHOD

In this section, we first introduce our motivation, followed by a detailed explanation of the CMM method, including its overall framework and implementation details. CMM introduces inductive bias to CLIP’s inter-modal classifier. $\text{Logits}_{\text{CMM}}$ represents a cross-modal classifier that eliminates the modality gap.

3.1 MOTIVATION

Methods (Zhang et al., 2021; Gao et al., 2024; Zhou et al., 2022c;b) based on pre-trained vision-language models typically require calculating the similarity between prototypes and samples. However, in this scenario, both image features and text features cannot fully represent their respective categories. Some approaches attempt to alleviate the modality gap by adapting text features, utilizing pre-trained text encoders to generate text features (Gondal et al., 2024; Lin et al., 2023), but they still lack effective modeling between image and text features, failing to adequately capture the complex intra-class variability and maintain inter-modal consistency. Other methods dynamically adjust visual features to maximize inter-class differences and minimize intra-class differences within the visual modality (Zhu et al., 2023b; Zhang et al., 2021), but these approaches are limited to the image modality, neglecting the connection with the text modality. Additionally, the optimization process of cached visual features is often constrained by limited training samples.

The modality gap in pre-trained vision-language models is manifested by the inconsistent distribution of image and text features within the shared representation space, leading to reduced comparability between the two. To address this, we propose a cross-modal mapping method to achieve fine-grained comparability and introduce triplet loss for effective cross-modal modeling, enabling text features to adequately represent image features.

The overall architecture of the CMM is illustrated in Fig. 4 and comprises the following key steps: First, images and texts are encoded separately. The textual features for each category are then consolidated into a textual feature matrix. Subsequently, the image features undergo a simple linear transformation to map them into the textual spatial domain. Finally, the cross-modal classification logits ($\text{Logits}_{\text{CMM}}$) are integrated with the inter-modal classification of the pretrained CLIP, which we refer to as CMM. During training, we employ cross-entropy and triplet loss to jointly train the

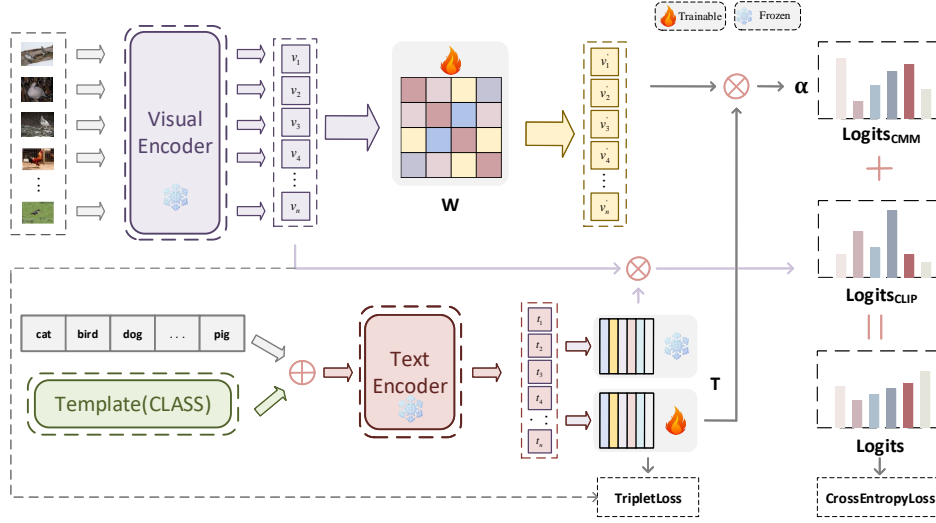


Figure 4: Cross-Modal Mapping (CMM) architecture. W is the linear transformation matrix, and T is the textual feature matrix. $\text{Logits}_{\text{CLIP}}$ represents CLIP’s inter-modal classification, and $\text{Logits}_{\text{CMM}}$ provides a cross-modal inductive bias that eliminates the modality gap.

linear transformation matrix W and the textual feature matrix T , without involving any complex procedures.

3.2 CROSS-MODAL MAPPING

We propose a simple and efficient Cross-Modal Mapping (CMM) to eliminate the modality gap in pre-trained vision-language models, enabling textual features to effectively serve as class prototypes.

First, to fully utilize textual information, we construct a text feature matrix about categories. We adopt manually designed templates from (Zhang et al., 2021). For each category, we use these templates to generate corresponding textual descriptions, which are then encoded into a series of text features by the pretrained text encoder ϵ_{text} . Specifically, for category c_i , the corresponding set of text features is:

$$t_i^{(j)} = \epsilon_{\text{text}}(\text{template}_j(c_i)), \quad (1)$$

where $\text{template}_j(c_i)$ represents the text description obtained by applying the j th template to category c_i . To achieve a more comprehensive representation of each category, we aggregate these text features to obtain the final text feature for category c_i :

$$t_i = \frac{1}{L} \sum_{j=1}^L t_i^{(j)} \in \mathbb{R}^d, \quad (2)$$

where L is the number of templates. To ensure the consistency of feature scale, we perform L2 normalization on the obtained text feature t_i , resulting in $\hat{t}_i = \frac{t_i}{\|t_i\|_2}$. Subsequently, we assemble the normalized text features \hat{t}_i for all categories into the text feature matrix $T \in \mathbb{R}^{d \times N}$:

$$T = [\hat{t}_1, \hat{t}_2, \dots, \hat{t}_N]. \quad (3)$$

Here N represents the number of categories, and d is the dimension of the features. This text feature matrix encompasses rich semantic information for each category. We use it to initialize the class prototype matrix, meaning that it serves not only as an initial representation generated from templates but also as an optimizable parameter matrix.

For an input image x , we use CLIP’s image encoder ϵ_{img} to extract its image features $v \in \mathbb{R}^d$. To maintain scale consistency of the vector, we perform L2 normalization on v to obtain $\hat{v} = \frac{v}{\|v\|_2}$, then introduce a projection layer to map the image features to the text feature space, which, without the need for bias, is equivalent to the linear transformation matrix $W \in \mathbb{R}^{d \times d}$:

$$v' = \hat{v}W + \hat{v}, \quad (4)$$

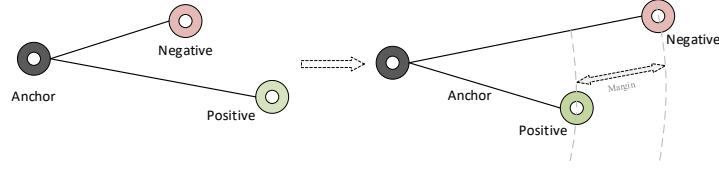


Figure 5: Triplet Loss: The anchor refers to the image feature, the positive corresponds to the correct textual feature, and the negative refers to the closest incorrect textual feature to the image feature.

W is optimized through training to ensure that the mapped image features v' reside within the same spatial domain as the textual features, achieving fine-grained comparability between the two. To prevent information loss caused by the linear transformation, a residual connection is employed. Additionally, To prevent overfitting, we use a single projection layer, and the parameter count of W matches the feature dimension, meaning the dimensions of W are $d \times d$.

We normalize v' via L2 normalization to obtain $\hat{v}' = \frac{v'}{\|v'\|_2}$. We then compute its similarity with the text feature matrix T , resulting in classification scores $s = \hat{v}'T \in \mathbb{R}^N$. Based on this, we derive the cross-modal classification:

$$\text{Logits}_{\text{CMM}}(y = c_i | x) = \frac{\exp(s_i/\tau)}{\sum_{j=1}^N \exp(s_j/\tau)}, \quad (5)$$

where the i -th element s_i of s indicates the degree of match between image x and category c_i . τ is a temperature parameter used to control the smoothness of the probability distribution.

Although introducing a linear transformation maps image features into the same spatial domain as textual features, the modality gap weakens the connections between different modalities due to contrastive learning and model initialization during pretraining (Liang et al., 2022; Li et al., 2023). This causes textual features to still not adequately represent their respective classes. We further introduce a triplet loss to enhance the matching degree between image features and textual features in the shared representation space. Specifically, we calculate the triplet loss using the image features v before mapping and the corresponding text features:

$$D_{i,j} = 1 - \hat{v}_i \hat{t}_j, \quad (6)$$

$D_{i,j} \in [0, 2]$ denotes the cosine distance between the image feature \hat{v}_i of sample x_i and the text feature \hat{t}_j of class c_j . A larger value signifies a greater disparity between them. It is important to note that although the L2 norm of \hat{t}_j is initialized to 1, it does not remain so during training, necessitating L2 normalization when calculating the loss. We then obtain the positive sample distance $D_{\text{pos}}^{(i)} = D_{i,y_i}$, where y_i is the true label of sample x_i . The hardest negative sample distance $D_{\text{neg}}^{(i)} = \min_{j \neq y_i} D_{i,j}$ is determined by selecting the non-true text feature that is closest to the image feature of x_i . Subsequently, we calculate the triplet loss $L_{\text{triplet}}^{(i)}$:

$$L_{\text{triplet}}^{(i)} = \max\{0, D_{\text{pos}}^{(i)} - D_{\text{neg}}^{(i)} + \text{margin}\}, \quad (7)$$

where the margin is a parameter set to 1.0. $L_{\text{triplet}}^{(i)}$ represents the triplet loss for the i -th sample. The overall triplet loss is the average of the losses across all samples:

$$L_{\text{triplet}} = \frac{1}{B} \sum_{i=1}^B L_{\text{triplet}}^{(i)}. \quad (8)$$

where B is the batch size. As illustrated in Fig. 5, minimizing the triplet loss brings textual features closer to image features. The modality gap weakens the connections between modalities, resulting in the mapped feature positions becoming latent variables (Kingma & Welling, 2013) to be fitted. This encourages the mapped image features to be closer to the textual features of their correct classes while maintaining sufficient distance from the textual features of the most similar features of different classes. Consequently, textual features naturally serve as class prototypes for image features.

3.3 INDUCTIVE BIAS INCORPORATION

To fully leverage the zero-shot prediction capabilities of pretrained vision-language models (Radford et al., 2021), we treat the cross-modal classification logits obtained by eliminating the modality gap, $\text{Logits}_{\text{CMM}}(x)$, as a strong inductive bias (Tang et al.) and fuse them with CLIP’s inter-modal classification logits, $\text{Logits}_{\text{CLIP}}(x)$. Specifically, by introducing a fusion coefficient α , we linearly combine the two probability distributions as follows:

$$\text{Logits}(x) = \alpha \text{Logits}_{\text{CMM}}(x) + \text{Logits}_{\text{CLIP}}(x) \quad (9)$$

During the training phase, we set α to 1.0. In the inference phase, to achieve optimal model performance, we conduct a grid search for α on the validation set, ranging from 0.1 to 2.0 with a step size of 0.1. By adjusting the value of α , the CMM can effectively integrate contributions from both inter-modal and cross-modal interactions while preserving the zero-shot predictive capabilities of the pre-trained CLIP. The final prediction, $\text{Logits}(x)$, is used to calculate the cross-entropy loss:

$$L_{CE} = -\frac{1}{B} \sum_{i=1}^B \log(\text{Logits}(x_i)). \quad (10)$$

The total loss of the CMM is:

$$L = L_{CE} + L_{\text{triplet}}. \quad (11)$$

Throughout the training process, only the projection matrix W and the text feature matrix T are jointly optimized, eliminating the need for a complex fine-tuning procedure. The projection matrix W learns to map image features into the textual feature space, achieving cross-modal feature mapping, while the text feature matrix T provides high-quality adaptive class representations. Consequently, CMM precisely aligns the mapped image features with the text features, effectively eliminating the modality gap in the pretrained vision model.

4 EXPERIMENTS

4.1 EXPERIMENTAL SETTINGS

To fairly evaluate the performance of CMM in few-shot image classification tasks, we adopt the CoOp (Zhou et al., 2022b) protocol for assessment. In the settings of 1-shot, 2-shot, 4-shot, 8-shot, and 16-shot, we apply a complete flip ($p = 1.0$) to each sample as data augmentation. Additionally, we use the AdamW (Loshchilov, 2017) optimizer with a learning rate set at $1e - 4$, weight decay of $1e - 4$, and after 50 linear warm-up epochs, we employ a cosine annealing scheduler (Loshchilov & Hutter, 2016) with a minimum learning rate of $1e - 5$. During the training phase, the batch size is set at 8, with a total of 16,000 training iterations. The fusion coefficient α is fixed at 1.0, the margin in the triplet loss is set at 1.0, and the temperature parameter is consistent with that used in (Radford et al., 2021). In the inference phase, we perform a grid search for α on the validation set, with a range set from 0.1 to 2.0 and a step size of 0.1.

Datasets. We select eleven standard benchmark datasets covering a variety of image classification tasks, including Imagenet (Deng et al., 2009), Flowers102 (Nilsback & Zisserman, 2008), Caltech101 (Fei-Fei et al., 2004), FGVCAircraft (Maji et al., 2013), UCF101 (Soomro et al., 2012), EuroSAT (Helber et al., 2019), StanfordCars (Krause et al., 2013), DTD (Cimpoi et al., 2014), Food101 (Bossard et al., 2014), OxfordPets (Parkhi et al., 2012), and Sun397 (Xiao et al., 2010). These datasets encompass a wide range of task types such as large-scale image classification, fine-grained classification, texture classification, and satellite image classification, allowing for a comprehensive assessment of the CMM across different scenarios. To further evaluate the robustness of the CMM under distribution shifts, we have also chosen four distribution-shifted datasets: ImageNet-V2 (Recht et al., 2019), ImageNet-Sketch (Wang et al., 2019), ImageNet-A (Hendrycks et al., 2021b), and ImageNet-R (Hendrycks et al., 2021a). These datasets introduce new image styles, sketch versions, adversarial samples, and artistic style images, challenging the model’s adaptability and generalization performance in the face of changes in data distribution.

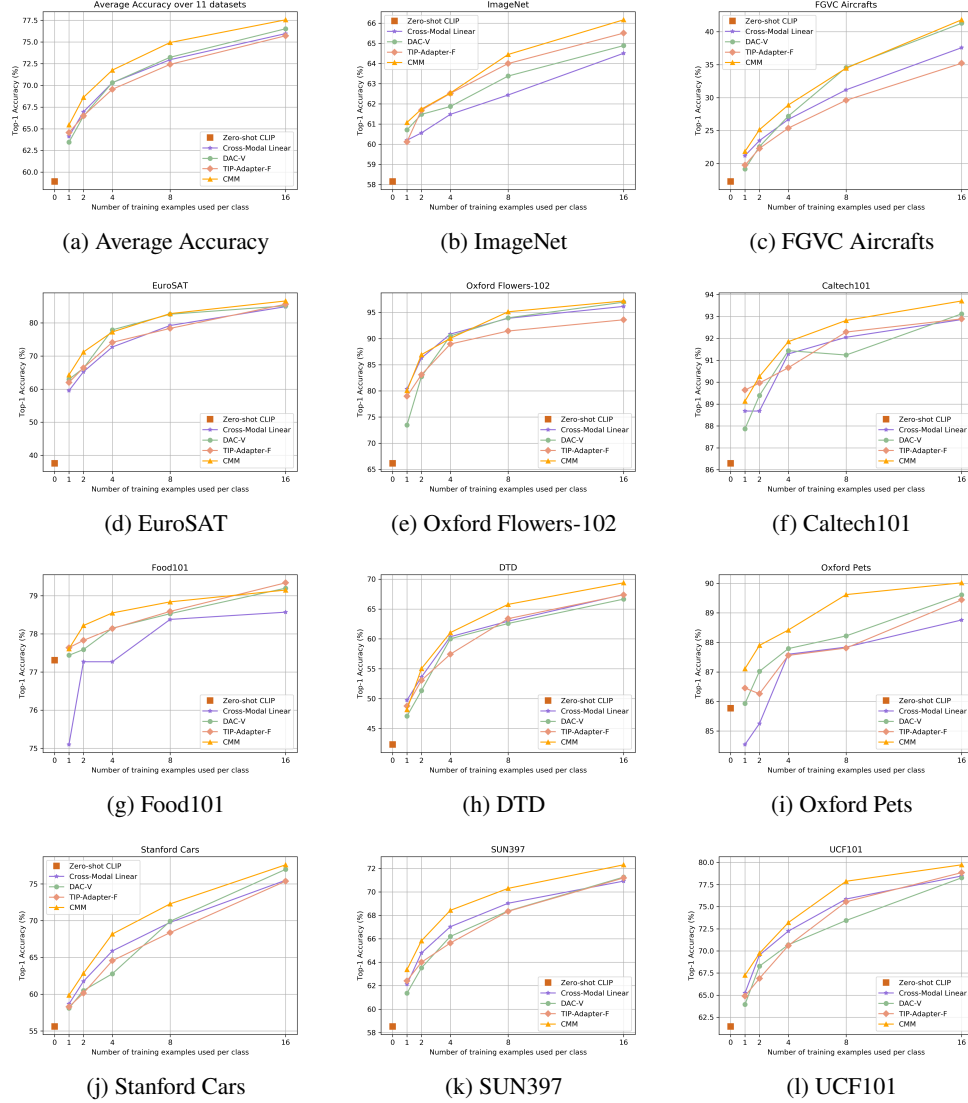


Figure 6: Comparison of Few-Shot Image Classification results across 11 datasets. Compared to previous inter-modal and intra-modal classifiers, our Cross-Modal Mapping (CMM) method successfully eliminates the modality gap in pre-trained visual-language models, consistently demonstrating significant advantages across all datasets.

4.2 RESULTS

The average experimental results across various shots on the 11 standard benchmark datasets are shown in Table. 1. The CMM outperforms comparative methods such as Adapter (Gao et al., 2024), Prompt Tuning (Zhou et al., 2022a), and Cache-based Tuning (Zhang et al., 2021) in all settings, and its performance exceeds that of methods (Lin et al., 2023) involving partial fine-tuning of the CLIP encoder. We also present the training duration in Table. 4, further illustrating the simplicity and efficiency of the CMM. Additionally, in Table. 2, we display the Top-1 accuracy of different architectural approaches in the 16-shot setting on ImageNet, demonstrating that the CMM significantly outperforms the comparative methods across various architectures. These results indicate that CMM effectively eliminates the modality gap in pre-trained vision-language models.

In Table. 3, we further conduct an ODD assessment on ImageNet and report the performance of CMM under the RN50 (He et al., 2016). The experimental outcomes show that CMM exhibits

Method	Number of shots					Train speed
	1	2	4	8	16	
Zero-Shot CLIP (58.8) (Radford et al., 2021)	-	-	-	-	-	-
Linear Probing	36.7	47.6	57.2	65.0	71.1	<1min
WiSE-FT (Wortsman et al., 2022)	59.1	61.8	65.3	68.4	71.6	<1min
CoOp (Zhou et al., 2022b)	59.6	62.3	66.8	69.9	73.4	14hr
ProGrad (Zhu et al., 2023a)	62.6	64.9	68.5	71.4	74.0	17hr
Tip-Adapter (Zhang et al., 2021)	64.5	66.7	69.7	72.5	75.8	5min
Tip-Adapter (Zhang et al., 2021)	63.3	65.9	69.0	72.2	75.1	5min
DAC-V (Gondal et al., 2024)	63.52	66.46	70.33	73.29	76.55	-
Cross-Modal Linear Probing (Lin et al., 2023)	64.1	67.0	70.3	73.0	76.0	<1min
Cross-Modal Partial Finetuning (Lin et al., 2023)	64.7	67.2	70.5	73.6	77.1	<3min
CMM	65.45	68.62	71.76	74.94	77.56	<1min

Table 1: Comparison of Few-Shot Learning Performance Using the RN50 (He et al., 2016) Across Different Methods. Displays average results for 1, 2, 4, 8, and 16 shots across 11 benchmarks, with training speeds also included.

Models	RN50	RN101	V-B/16	V-B/32
Zero-shot CLIP (Radford et al., 2021)	60.33	62.53	68.73	63.80
CoOp (Zhou et al., 2022b)	62.95	66.60	71.92	66.85
CLIP-Adapter (Gao et al., 2024)	63.59	65.39	71.13	66.19
SgVA-CLIP (Peng et al., 2023)	65.70	68.51	73.30	68.26
Tip-Adapter (Zhang et al., 2021)	62.03	64.79	70.83	65.60
Tip-Adapter-F (Zhang et al., 2021)	65.47	68.53	73.70	68.74
DAC-V (Gondal et al., 2024)	64.89	67.38	72.98	67.77
CMM	66.17	68.93	74.23	69.17

Table 2: Top-1 Accuracy of Various Methods on ImageNet with 16 Shots Across Different Architectures, where 'RN' denotes ResNet and 'V-' refers to ViT (Dosovitskiy, 2020).

competitive performance both within and across domains, proving its generalization capabilities in different fields and indicating that CMM has high robustness.

4.3 DISCUSSIONS

What benefits does Logits_{CMM}, which has eliminated the modality gap, bring? As shown in Fig. 7, we compare the cosine similarity between CLIP’s inter-modal classifier and our Logits_{CMM} cross-modal classifier across matching modalities, non-matching modalities, and inter-class within the image modality. The experimental results indicate that, compared to inter-modal representations from the pre-training phase, our cross-modal representations demonstrate superior performance, specifically in the following aspects: 1) Matching modalities exhibit higher cosine similarity, which shows that Logits_{CMM} more effectively aligns and fuses features from different modalities, enhancing the consistency of the same category’s representation across different modalities; 2) Non-matching modalities exhibit lower cosine similarity, indicating that Logits_{CMM} has a stronger ability to distinguish between different modalities, effectively reducing cross-modal mismatches; 3) Inter-class within the image modality exhibits lower cosine similarity, demonstrating that Logits_{CMM} achieves clearer distinctions between categories within the image modality. The above analysis indicates that Logits_{CMM} enhances the alignment between textual and image features while effectively reducing the similarity between mismatched textual and image features. This enables textual features to adequately represent class prototypes. Furthermore, as shown in Fig. 8, we compare the performance of CMM and Logits_{CMM} across 11 datasets. Under the same training strategy, Logits_{CMM} demonstrates performance that is not inferior to CMM and even surpasses CMM on EuroSAT (+0.06%) and FGVC Aircrafts (+0.18%).

	Source	Target Datasets			
	ImageNet	-V2	-A	-R	-Sketch
Linear-probe CLIP (Radford et al., 2021)	56.13	45.61	12.71	34.86	19.13
CoOp (Zhou et al., 2022b)	62.95	54.58	23.06	54.96	31.04
CoCoOp (Zhou et al., 2022a)	62.81	55.72	23.32	57.74	34.48
Tip-Adapter (Zhang et al., 2021)	62.03	54.56	23.61	60.33	35.86
Tip-Adapter-F (Zhang et al., 2021)	65.47	56.79	20.93	58.48	34.62
DAC-V (Gondal et al., 2024)	64.89	56.56	23.92	60.52	36.27
Cross-Modal WiSE-FT($\alpha=0.5$) (Lin et al., 2023)	65.2	56.6	22.6	59.5	35.6
Cross-Modal Linear Probing (Lin et al., 2023)	64.5	55.3	20.0	56.4	33.1
CMM	66.17	56.96	22.93	60.27	36.88

Table 3: Comparison of Top-1 Accuracy Among Various Methods Under Distribution Shifts Using the RN50.

Method	Iteration	Time	Accuracy	Gain
Zero-shot CLIP (Radford et al., 2021)	0	0	60.33	0
Image-Only Linear	12k	15sec	56.44	-3.89
CoOp (Zhou et al., 2022b)	100k	14h 40min	62.95	+2.62
ProGrad (Zhou et al., 2022b)	100k	17hr	63.45	+3.12
Tip-Adapter (Zhang et al., 2021)	10k	5min	65.18	+5.18
Cross-Modal Linear (Lin et al., 2023)	12k	15sec	64.51	+4.14
Cross-Modal Partial (Lin et al., 2023)	12k	2.5min	65.95	+5.57
CMM	16k	42sec	66.17	+5.84

Table 4: Performance Comparison of Various Methods. Provides detailed information on the number of iterations, time taken, accuracy, and accuracy gain for each method. Notably, the CMM is tested with a batch size of 8, while other methods are tested with a batch size of 32. All tests are conducted on an NVIDIA 3090.

Is the integration of $\text{Logits}_{\text{CMM}}$ and $\text{Logits}_{\text{CLIP}}$ reasonable? Intuitively, the inter-modal classification of the pre-trained CLIP generates errors that are highly unrelated to the correct outputs. This means that we can achieve error reversal by integrating with it Gondal et al. (2024). As shown in Fig. 9, we display the proportion of inconsistency errors and the proportion of correct reversals of CMM across 11 datasets. Specifically, datasets with a higher proportion of inconsistency errors often have a higher rate of correct reversals, indicating that although errors occur frequently, their patterns are relatively consistent, making it possible to correct errors through integration methods. This

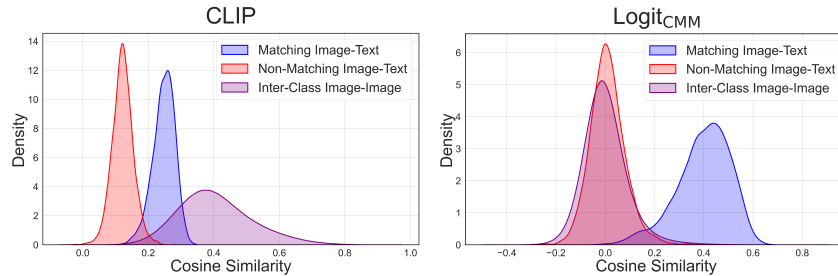


Figure 7: Comparison of Inter-Modal and Inter-Class Similarities Between CLIP and CMM: We assess using a range of cosine similarities. CMM minimizes the inter-class similarity within the image modality and the mismatched similarity across modalities, while maximizing the matched similarity across modalities, thereby achieving more precise cross-modal mapping.

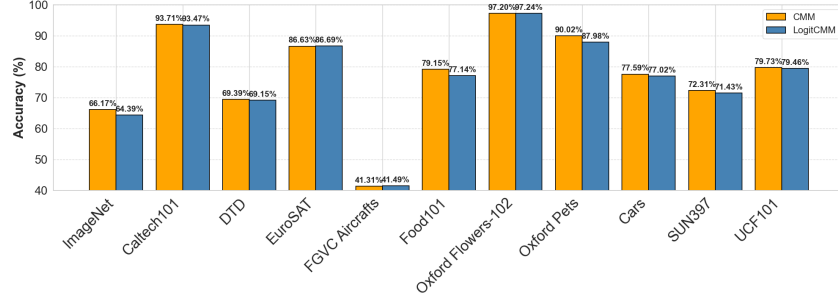


Figure 8: Comparison of Top-1 Accuracy Between CMM and Logits_{CMM} Across 11 Datasets.

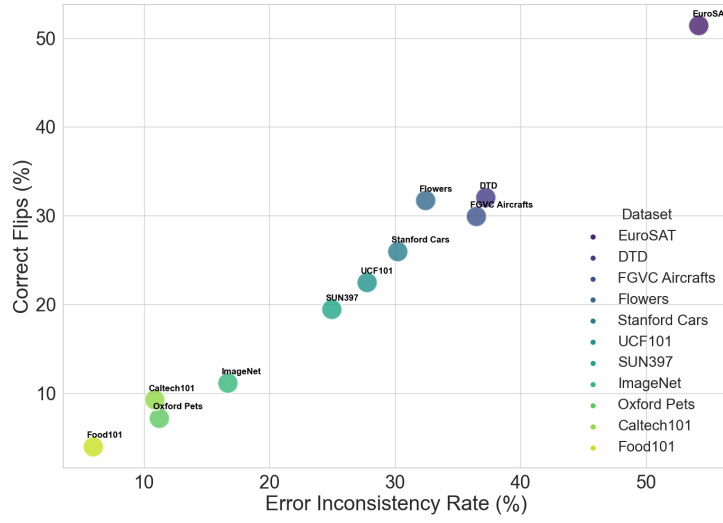


Figure 9: Inconsistencies in errors and correct flip rates between cross-modal classification with CMM and inter-modal classification with CLIP across 11 datasets and 16 shots.

further demonstrates that Logits_{CMM} is robust and has strong inductive biases. Moreover, reversing the errors produced by the pretrained CLIP does not render it meaningless. As shown in Fig. 8, CMM outperforms Logits_{CMM} by 2.15% on ImageNet, indicating that CMM can still leverage the pretraining knowledge provided by CLIP’s inter-modal classification.

5 ABLATION STUDY

In this section, we conduct several ablation experiments on both CMM and Logits_{CMM} using the RN50 to investigate the role of integrating CLIP’s inter-modal classification and the impact of the modality gap in pretrained vision-language models on the representation of class prototypes.

Ablations of CMM We evaluated three key components of CMM under the RN50. As shown in Table. 5, the basic Logits_{CMM} configuration achieved preliminary classification accuracy. Initially, the inclusion of the triplet loss function resulted in a 0.37% increase in classification accuracy, indicating that L_{triplet} helps to reduce the distance between samples and their corresponding text features while increasing the distance from the most similar features of different classes. Subsequently, combining Logits_{CMM} with Logits_{CLIP} increases the classification accuracy by 0.86%, demonstrating that CMM effectively leverages the knowledge from pretrained vision-language models. Additionally, by adjusting the fusion coefficient α and integrating it with Logits_{CLIP}, the classification accuracy improves by 1.92%. This indicates that the α can effectively integrate the knowledge from the cross-modal




Figure 10: T-SNE Visualization Ablation of Class Prototypes and Image Features.

classifier with that from CLIP pretraining, thereby better adapting to the distributions of downstream tasks.

Logit _{CMM}	Logit _{CLIP}	α	L_{triplet}	Top1(%)
✓	×	×	×	64.02
✓	×	×	✓	64.39
✓	✓	×	×	64.88
✓	✓	×	✓	65.21
✓	✓	✓	×	65.94
✓	✓	✓	✓	66.17

Table 5: Ablation Study Results on ImageNet Using the RN50. Summarizes the effects of various components and configurations on performance, highlighting their individual contributions to the model’s effectiveness.

Method	W	Logit _{triplet}	ImageNet	Flowers	EuroSAT
Logit _{CMM}	×	×	61.13	95.94	85.37
Logit _{CMM}	×	✓	61.20	96.14	85.72
Logit _{CMM}	✓	×	64.02	96.91	86.20
Logit _{CMM}	✓	✓	64.39	97.24	86.69

Table 6: Performance analysis of Logits_{CMM}. Shows the impact of the triplet loss and the linear transformation matrix (W)’s performance. The experimental setup follows the description in Section 4.1.

Ablations of Logits_{CMM} In Table. 6, we conduct two ablation experiments on Logits_{CMM} by respectively removing the linear transformation matrix W and the triplet loss to evaluate the impact of the modality gap on class prototype representation. The corresponding ablation visualization results are presented in Fig. 10. When only the triplet loss is applied, the performance on ImageNet improves by 0.07%. From the Fig. 10 (top right), we observe that the distance between textual and image features decreases. However, textual features still do not effectively approach image features, indicating that the modality gap weakens the connections between the same classes across different modalities. When only the linear projection is employed, the performance on ImageNet increases by 2.89%. The embedding results in Fig. 10 (bottom left) demonstrate that image features of different classes form distinct clusters, reducing intra-class distances and increasing inter-class distances. Nevertheless, no connection is established with textual features, further illustrating that the modality gap weakens cross-modal associations. Fig. 10 (bottom right) demonstrates that by simultaneously employing mapping and triplet loss, we successfully eliminate the modality gap, enabling textual features to effectively represent each cluster.

The above analyses indicate that $\text{Logits}_{\text{CMM}}$ enhances the alignment between textual and image features by eliminating the modality gap while effectively reducing the similarity between mismatched textual and image features. This ensures that textual features can adequately represent class prototypes.

6 CONCLUSION

This paper reveals a critical issue in few-shot image classification: due to the modality gap introduced during the pretrained training phase of vision-language models, many existing methods based on these models directly use visual or textual features as class prototypes, which in reality fail to adequately represent their respective classes. To this end, we propose a Cross-Modal Mapping (CMM) that effectively eliminates the modality gap between visual and textual modalities, enabling textual features to naturally serve as class prototypes for image features.

REFERENCES

- Lukas Bossard, Matthieu Guillaumin, and Luc Van Gool. Food-101—mining discriminative components with random forests. In *Computer vision—ECCV 2014: 13th European conference, zurich, Switzerland, September 6–12, 2014, proceedings, part VI 13*, pp. 446–461. Springer, 2014.
- Bolun Cai, Pengfei Xiong, and Shangxuan Tian. Center contrastive loss for metric learning. *arXiv preprint arXiv:2308.00458*, 2023.
- Jia Chen, Yinfei Yang, Ye Xia, Yi-Ting Chen, Zarana Parekh, Hieu Pham, QuocV. Le, Yun-Hsuan Sung, Zhen Li, and Tom Duerig. Scaling up visual and vision-language representation learning with noisy text supervision. *Cornell University - arXiv, Cornell University - arXiv*, Feb 2021.
- Mircea Cimpoi, Subhransu Maji, Iasonas Kokkinos, Sammy Mohamed, and Andrea Vedaldi. Describing textures in the wild. In *Proceedings of the IEEE conference on computer vision and pattern recognition*, pp. 3606–3613, 2014.
- Jia Deng, Wei Dong, Richard Socher, Li-Jia Li, Kai Li, and Li Fei-Fei. Imagenet: A large-scale hierarchical image database. In *2009 IEEE conference on computer vision and pattern recognition*, pp. 248–255. Ieee, 2009.
- Alexey Dosovitskiy. An image is worth 16x16 words: Transformers for image recognition at scale. *arXiv preprint arXiv:2010.11929*, 2020.
- Beyza Ermis, Giovanni Zappella, and Cédric Archambeau. Towards robust episodic meta-learning. In *Uncertainty in Artificial Intelligence*, pp. 1342–1351. PMLR, 2021.
- Aleksandr Ermolov, Leyla Mirvakhabova, Valentin Khruklov, Nicu Sebe, and Ivan Oseledets. Hyperbolic vision transformers: Combining improvements in metric learning. In *Proceedings of the IEEE/CVF Conference on Computer Vision and Pattern Recognition*, pp. 7409–7419, 2022.
- Li Fei-Fei, Rob Fergus, and Pietro Perona. Learning generative visual models from few training examples: An incremental bayesian approach tested on 101 object categories. In *2004 conference on computer vision and pattern recognition workshop*, pp. 178–178. IEEE, 2004.
- Chelsea Finn, Pieter Abbeel, and Sergey Levine. Model-agnostic meta-learning for fast adaptation of deep networks. In *International conference on machine learning*, pp. 1126–1135. PMLR, 2017.
- Peng Gao, Shijie Geng, Renrui Zhang, Teli Ma, Rongyao Fang, Yongfeng Zhang, Hongsheng Li, and Yu Qiao. Clip-adapter: Better vision-language models with feature adapters. *International Journal of Computer Vision*, 132(2):581–595, 2024.
- Muhammad Waleed Gondal, Jochen Gast, Inigo Alonso Ruiz, Richard Droste, Tommaso Macri, Suren Kumar, and Luitpold Staudigl. Domain aligned clip for few-shot classification. In *Proceedings of the IEEE/CVF Winter Conference on Applications of Computer Vision*, pp. 5721–5730, 2024.

-
- Xiuye Gu, Tsung-Yi Lin, Weicheng Kuo, and Yin Cui. Open-vocabulary object detection via vision and language knowledge distillation. *arXiv preprint arXiv:2104.13921*, 2021.
- Kaiming He, Xiangyu Zhang, Shaoqing Ren, and Jian Sun. Deep residual learning for image recognition. In *Proceedings of the IEEE conference on computer vision and pattern recognition*, pp. 770–778, 2016.
- Patrick Helber, Benjamin Bischke, Andreas Dengel, and Damian Borth. Eurosat: A novel dataset and deep learning benchmark for land use and land cover classification. *IEEE Journal of Selected Topics in Applied Earth Observations and Remote Sensing*, 12(7):2217–2226, 2019.
- Dan Hendrycks, Steven Basart, Norman Mu, Saurav Kadavath, Frank Wang, Evan Dorundo, Rahul Desai, Tyler Zhu, Samyak Parajuli, Mike Guo, et al. The many faces of robustness: A critical analysis of out-of-distribution generalization. In *Proceedings of the IEEE/CVF international conference on computer vision*, pp. 8340–8349, 2021a.
- Dan Hendrycks, Kevin Zhao, Steven Basart, Jacob Steinhardt, and Dawn Song. Natural adversarial examples. In *Proceedings of the IEEE/CVF conference on computer vision and pattern recognition*, pp. 15262–15271, 2021b.
- Menglin Jia, Luming Tang, Bor-Chun Chen, Claire Cardie, Serge Belongie, Bharath Hariharan, and Ser-Nam Lim. Visual prompt tuning. In *European Conference on Computer Vision*, pp. 709–727. Springer, 2022.
- Diederik P. Kingma and Max Welling. Vae. *arXiv: Machine Learning*, *arXiv: Machine Learning*, Dec 2013.
- Jonathan Krause, Michael Stark, Jia Deng, and Li Fei-Fei. 3d object representations for fine-grained categorization. In *Proceedings of the IEEE international conference on computer vision workshops*, pp. 554–561, 2013.
- Wei Li, Linchao Zhu, Longyin Wen, and Yi Yang. Decap: Decoding clip latents for zero-shot captioning via text-only training. *arXiv preprint arXiv:2303.03032*, 2023.
- Zhenguo Li, Fengwei Zhou, Fei Chen, and Hang Li. Meta-sgd: Learning to learn quickly for few-shot learning. *arXiv preprint arXiv:1707.09835*, 2017.
- Victor Weixin Liang, Yuhui Zhang, Yongchan Kwon, Serena Yeung, and James Y Zou. Mind the gap: Understanding the modality gap in multi-modal contrastive representation learning. *Advances in Neural Information Processing Systems*, 35:17612–17625, 2022.
- Zhiqiu Lin, Samuel Yu, Zhiyi Kuang, Deepak Pathak, and Deva Ramanan. Multimodality helps unimodality: Cross-modal few-shot learning with multimodal models. In *Proceedings of the IEEE/CVF Conference on Computer Vision and Pattern Recognition*, pp. 19325–19337, 2023.
- I Loshchilov. Decoupled weight decay regularization. *arXiv preprint arXiv:1711.05101*, 2017.
- Ilya Loshchilov and Frank Hutter. Sgdr: Stochastic gradient descent with warm restarts. *arXiv: Learning*, *arXiv: Learning*, Aug 2016.
- Huaishao Luo, Lei Ji, Ming Zhong, Yang Chen, Wen Lei, Nan Duan, and Tianrui Li. Clip4clip: An empirical study of clip for end to end video clip retrieval and captioning. *Neurocomputing*, 508: 293–304, 2022.
- Laurens van der Maaten and Geoffrey E. Hinton. Visualizing data using t-sne. *Journal of Machine Learning Research*, *Journal of Machine Learning Research*, Jan 2008.
- Subhransu Maji, Esa Rahtu, Juho Kannala, Matthew Blaschko, and Andrea Vedaldi. Fine-grained visual classification of aircraft. *arXiv preprint arXiv:1306.5151*, 2013.
- Fausto Milletari, Nassir Navab, and Seyed-Ahmad Ahmadi. V-net: Fully convolutional neural networks for volumetric medical image segmentation. In *2016 fourth international conference on 3D vision (3DV)*, pp. 565–571. Ieee, 2016.

-
- Maria-Elena Nilsback and Andrew Zisserman. Automated flower classification over a large number of classes. In *2008 Sixth Indian conference on computer vision, graphics & image processing*, pp. 722–729. IEEE, 2008.
- Rasmus Palm, Ulrich Paquet, and Ole Winther. Recurrent relational networks. *Advances in neural information processing systems*, 31, 2018.
- Omkar M Parkhi, Andrea Vedaldi, Andrew Zisserman, and CV Jawahar. Cats and dogs. In *2012 IEEE conference on computer vision and pattern recognition*, pp. 3498–3505. IEEE, 2012.
- Fang Peng, Xiaoshan Yang, Linhui Xiao, Yaowei Wang, and Changsheng Xu. Sgva-clip: Semantic-guided visual adapting of vision-language models for few-shot image classification. *IEEE Transactions on Multimedia*, 2023.
- Alec Radford, Jong Wook Kim, Chris Hallacy, Aditya Ramesh, Gabriel Goh, Sandhini Agarwal, Girish Sastry, Amanda Askell, Pamela Mishkin, Jack Clark, et al. Learning transferable visual models from natural language supervision. In *International conference on machine learning*, pp. 8748–8763. PMLR, 2021.
- Benjamin Recht, Rebecca Roelofs, Ludwig Schmidt, and Vaishal Shankar. Do imagenet classifiers generalize to imagenet? In *International conference on machine learning*, pp. 5389–5400. PMLR, 2019.
- Jake Snell, Kevin Swersky, and Richard Zemel. Prototypical networks for few-shot learning. *Advances in neural information processing systems*, 30, 2017.
- Khurram Soomro, Amir Roshan Zamir, and Mubarak Shah. A dataset of 101 human action classes from videos in the wild. *Center for Research in Computer Vision*, 2(11):1–7, 2012.
- Yi-Lin Sung, Jaemin Cho, and Mohit Bansal. V1-adapter: Parameter-efficient transfer learning for vision-and-language tasks. In *Proceedings of the IEEE/CVF conference on computer vision and pattern recognition*, pp. 5227–5237, 2022.
- Yuwei Tang, Zhenyi Lin, Qilong Wang, Pengfei Zhu, and Qinghua Hu. Amu-tuning: Effective logit bias for clip-based few-shot learning.
- Oriol Vinyals, Charles Blundell, Timothy Lillicrap, Daan Wierstra, et al. Matching networks for one shot learning. *Advances in neural information processing systems*, 29, 2016.
- Haohan Wang, Songwei Ge, Zachary Lipton, and Eric P Xing. Learning robust global representations by penalizing local predictive power. *Advances in Neural Information Processing Systems*, 32, 2019.
- Xin Wang, Thomas E Huang, Trevor Darrell, Joseph E Gonzalez, and Fisher Yu. Frustratingly simple few-shot object detection. *arXiv preprint arXiv:2003.06957*, 2020.
- Mitchell Wortsman, Gabriel Ilharco, Jong Wook Kim, Mike Li, Simon Kornblith, Rebecca Roelofs, Raphael Gontijo Lopes, Hannaneh Hajishirzi, Ali Farhadi, Hongseok Namkoong, et al. Robust fine-tuning of zero-shot models. In *Proceedings of the IEEE/CVF conference on computer vision and pattern recognition*, pp. 7959–7971, 2022.
- Jianxiong Xiao, James Hays, Krista A Ehinger, Aude Oliva, and Antonio Torralba. Sun database: Large-scale scene recognition from abbey to zoo. In *2010 IEEE computer society conference on computer vision and pattern recognition*, pp. 3485–3492. IEEE, 2010.
- Ruihan Yang, Huazhe Xu, Yi Wu, and Xiaolong Wang. Multi-task reinforcement learning with soft modularization. *Advances in Neural Information Processing Systems*, 33:4767–4777, 2020.
- Tianhe Yu, Deirdre Quillen, Zhanpeng He, Ryan Julian, Karol Hausman, Chelsea Finn, and Sergey Levine. Meta-world: A benchmark and evaluation for multi-task and meta reinforcement learning. In *Conference on robot learning*, pp. 1094–1100. PMLR, 2020.

-
- Lu Yuan, Dongdong Chen, Yi-Ling Chen, Noel Codella, Xiyang Dai, Jianfeng Gao, Houdong Hu, Xuedong Huang, Boxin Li, Chunyuan Li, Ce Liu, Mengchen Liu, Zicheng Liu, Yumao Lu, Yu Shi, Lijuan Wang, Jianfeng Wang, Bin Xiao, Zhen Xiao, Jianwei Yang, Michael Zeng, Luowei Zhou, and Pengchuan Zhang. Florence: A new foundation model for computer vision.
- Renrui Zhang, Rongyao Fang, Wei Zhang, Peng Gao, Kunchang Li, Jifeng Dai, Yu Qiao, and Hongsheng Li. Tip-adapter: Training-free clip-adapter for better vision-language modeling. *arXiv preprint arXiv:2111.03930*, 2021.
- Xiaochen Zheng. Rare wildlife recognition with self-supervised representation learning. *arXiv preprint arXiv:2211.05636*, 2022.
- Kaiyang Zhou, Jingkang Yang, Chen Change Loy, and Ziwei Liu. Conditional prompt learning for vision-language models. In *Proceedings of the IEEE/CVF conference on computer vision and pattern recognition*, pp. 16816–16825, 2022a.
- Kaiyang Zhou, Jingkang Yang, Chen Change Loy, and Ziwei Liu. Learning to prompt for vision-language models. *International Journal of Computer Vision*, 130(9):2337–2348, 2022b.
- Kaiyang Zhou, Yuanhan Zhang, Yuhang Zang, Jingkang Yang, Chen Change Loy, and Ziwei Liu. On-device domain generalization. *arXiv preprint arXiv:2209.07521*, 2022c.
- Beier Zhu, Yulei Niu, Yucheng Han, Yue Wu, and Hanwang Zhang. Prompt-aligned gradient for prompt tuning. In *Proceedings of the IEEE/CVF International Conference on Computer Vision*, pp. 15659–15669, 2023a.
- Xiangyang Zhu, Renrui Zhang, Bowei He, Aojun Zhou, Dong Wang, Bin Zhao, and Peng Gao. Not all features matter: Enhancing few-shot clip with adaptive prior refinement. In *Proceedings of the IEEE/CVF International Conference on Computer Vision*, pp. 2605–2615, 2023b.