

The Rendezvous Between Extreme Value Theory and Next-generation Networks

Srinivas Sagar, Athira Subhash, Chen-Feng Liu, Ahmed Elzanaty,

Yazan H. Al-Badarneh, Sheetal Kalyani, Mohamed-Slim Alouini, Mehdi Bennis, and Lajos Hanzo

CONTENTS

I	Introduction	1	III-G4	Decision Directed Channel Tracking	24
I-A	Overview of EVT	1	III-G5	Network Throughput	24
I-B	Overview of extreme value theory (EVT) in Communications	2	III-G6	User Scheduling	24
I-C	History of EVT in Communications	2	III-G7	Energy Harvesting	24
I-D	Related Review Articles	4	III-G8	Threshold Selection	24
I-E	Notations	4	III-G9	Target Detection	24
I-F	Organization	5	III-G10	Localization	24
II	Mathematics behind Extreme Value Theory	5	III-G11	Spectrum Utilization	24
II-A	EVT for independent and identically distributed (i.i.d.) random variables (RVs)	7	III-G12	Packet Error Rate analysis	24
II-B	EVT for independent and non-identically distributed (i.n.i.d.) RVs	7	III-G13	Antenna Array Performance	25
II-C	Peak over Threshold Using EVT	8	III-G14	Backscatter Communication	25
II-D	Rate of Convergence	8	III-G15	Applications for i.n.i.d. RVs	25
III	EVT for next-generation (NG) Applications	8	IV	Lessons and Future Directions	25
III-A	Multi-User Diversity	8	References		27
III-B	Spectrum Sharing	12	<i>Abstract—</i>		
III-C	Relays	14	Promising technologies such as massive multiple-input and multiple-output, reconfigurable intelligent reflecting surfaces, non-terrestrial networks, millimetre wave communication, ultra-reliable low-latency communication are envisioned as the enablers for next-generation (NG) networks. In contrast to conventional communication systems meeting specific average performance requirements, NG systems are expected to meet quality-of-service requirements in extreme scenarios as well. In this regard, extreme value theory (EVT) provides a powerful framework for the design of communication systems. In this paper, we provide a comprehensive survey of advances in communication that utilize EVT to characterize the extreme order statistics of interest. We first give an overview of the history of EVT and then elaborate on the fundamental theorems. Subsequently, we discuss different problems of interest in NG communication systems and how EVT can be utilized for their analysis. We finally point out the open challenges and future directions of EVT in NG communication systems.		
III-D	Massive multiple-input multiple-output (MIMO) and Cell-Free Massive MIMO	15			
III-E	URLLC Applications	17			
III-F	Extreme Value Theory and Machine Learning	20			
III-G	Various other applications	23			
III-G1	Energy Efficiency	23			
III-G2	Signal Detection	23			
III-G3	OFDM	24			

Srinivas Sagar and Sheetal Kalyani are with the Dept. of Electrical Engg., IIT Madras, India. (email: {ee21d051@smail, skalyani@ee}.iitm.ac.in)

Athira Subhash (email: {athira3003@gmail.com})

Chen-Feng Liu is with the Department of Informatics, New Jersey Institute of Technology, Newark, NJ 07102 USA (e-mail: chenfang.liu@njit.edu).

A. Elzanaty is with the 5GIC & 6GIC, Institute for Communication Systems (ICS), University of Surrey, Guildford, GU2 7XH, United Kingdom (e-mail: a.elzanaty@surrey.ac.uk)

Y. H. Al-Badarneh is with the Department of Electrical Engineering, The University of Jordan, Amman, 11942 (email: yalbadarneh@ju.edu.jo).

M.-S. Alouini is with King Abdullah University of Science and Technology (KAUST), Thuwal, Makkah Province, Saudi Arabia. (e-mail: slim.alouini@kaust.edu.sa).

Mehdi Bennis is with the Centre for Wireless Communications, University of Oulu, 90014 Oulu, Finland (e-mail: mehdi.bennis@oulu.fi).

L. Hanzo is with the School of Electronics and Computer Science, University of Southampton, Southampton SO17 1BJ, U.K. (e-mail: lh@ecs.soton.ac.uk).

I. INTRODUCTION

A. Overview of EVT

The statistics of extreme events has been of interest in various domains like climate studies, risk analysis in finance, strength determination in mechanical systems, component failure in the electronics industry, best/worst signal power determination in wireless communications, etc. extreme value theory (EVT) is a branch of statistics that deals with the statistics of the extremes in sequences of random variables (RVs). The field of EVT was pioneered by Leonard Tippett (1902–1985), who worked at the British Cotton Industry Research Association. During his study of the strengths of

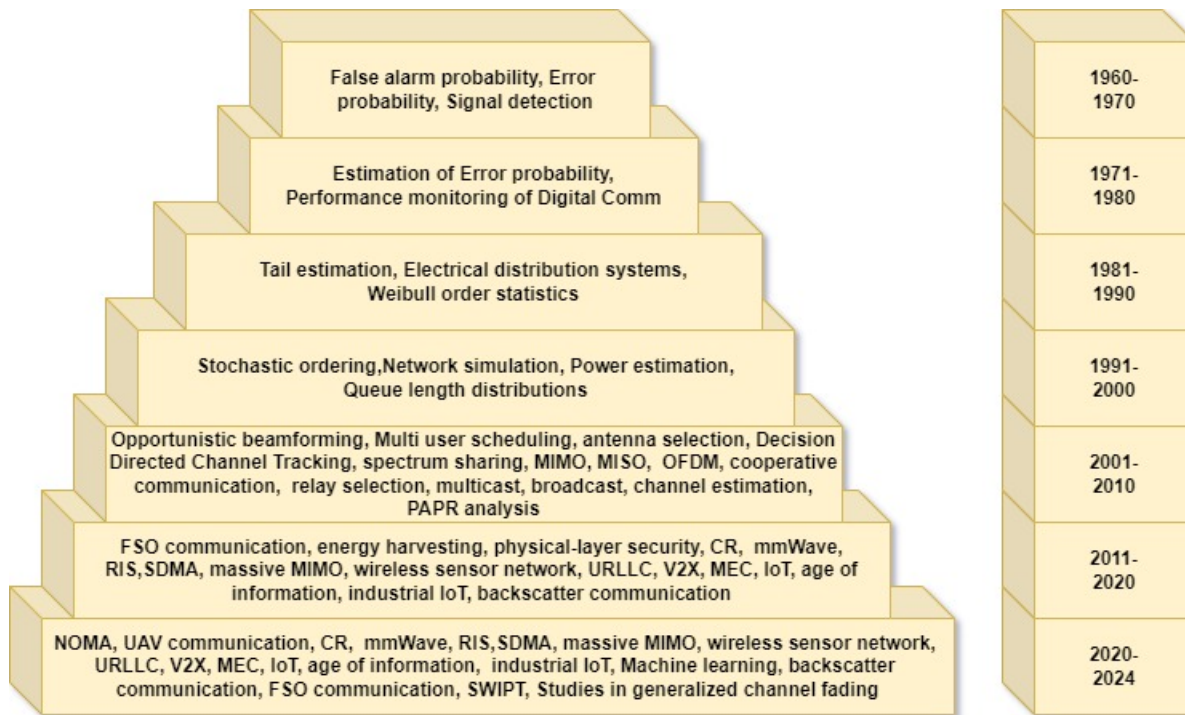


Fig. 1: EVT evolution and Communication Pyramid

cotton threads, he observed that their strength was determined by the weakest fibres within it. Collaborating with R. A. Fisher, Tippett derived three asymptotic limits that describe the distributions of the extremes of sequences of RVs, assuming independence among the variables. This result was later further augmented by Gumbel in his work “Statistics of Extremes” in 1958 [1].

Like the central limit theorem (CLT) that unifies the distribution of the average of sequences of RVs, EVT claims that the distribution of the maximum/minimum of a sequence of independent and identically distributed (i.i.d.) RVs will always be one of the three extreme value distributions (EVDs): Gumbel, Frechet, and Weibull, under certain uniformity assumptions. This result holds for a wide range of RVs, even if the original distribution function is not an EVDs. The versatility of the CLT has led to its extensive use in deriving statistical inferences in numerous domains. While the CLT deals with central order statistics, events related to low probabilities fall within the realm of extreme order statistics. Similar to the CLT, once the limiting distribution and the corresponding normalization in EVT are established, we can employ the properties of the EVDs to derive statistical inferences

B. Overview of EVT in Communications

The study of rare and extreme events holds great importance in the realm of communication systems due to their potential to inflict significant disruptions in the communication channel. Thus, comprehending the behavior and impact of these events on system performance becomes essential. As a branch of probability theory, EVT offers a mathematical framework for modeling and analyzing the statistics of such extreme

events. This makes EVT eminently suitable for system design and performance analysis in the rare and extreme scenarios encountered in wireless communications.

By modeling the distribution of extreme events and conducting statistical inferences, EVT facilitates predictions regarding the likelihood of future extreme events. This crucial information aids decision-making in system design and operational optimization within wireless communication systems. Furthermore, EVT provides a means to model the relationship between communication system parameters and the occurrence of extreme events. This modeling information, furnished by EVT, proves indispensable in optimizing the design and operation of communication systems. Overall, the incorporation of EVT in wireless communications enhances our understanding and management of system behaviour under extreme conditions, resulting in reliable and robust designs.

C. History of EVT in Communications

The history of EVT in communications dates back to the late 20-th century. In the early stages, EVT was used to detect binary signals in the presence of additive white Gaussian noise (AWGN) [2], [3]. First, AWGN was passed through the signal detector to find the distribution of the output signal. Considering the output samples as i.i.d. RVs, the distribution of maximum was modeled as Gumbel distribution using EVT. Furthermore, false alarm probability was derived to detect the presence of a signal using the Gumbel distribution [2]. It was also used in deriving the error probabilities of binary communication receivers [4]. Over the years, as shown in Fig. 1, EVT has evolved from being a tool for analyzing the reliability of communication systems to a framework for

characterizing the performance of communication systems under extreme conditions in an ever-increasing plethora of applications.

The use of EVT in wireless communications has led to advances in various areas, including performance evaluation [5]–[11], channel estimation [12]–[15], system optimization [16]–[18], channel modeling [19], [20], etc. EVT has been applied to a wide range of topics in communication engineering, including multi-user diversity and antenna selection [6], [9], [21], [22], anomaly detection [23], decision directed channel tracking [13]–[15], selection diversity in cognitive radio (CR) [18], [24], [25], relays and reconfigurable intelligent surface (RIS) [8], [10], [26]–[29], multiple-input multiple-output (MIMO) and cell-free massive MIMO systems [5], [30]–[33], simultaneous wireless information and power transfer (SWIPT) [26], [34], ultra-reliable and low-latency communication (URLLC) [19], [35]–[42], and machine learning (ML) [23], [43]–[51]. In the following sub-sections, we explore the key contributions in the major applications of EVT.

Multi-User Diversity and Antenna Selection: EVT has found practical employment in addressing multi-user diversity [21], [22], [52] and antenna selection [9], [32] problems, which are crucial aspects of wireless communication systems. EVT is exploited to characterize the best channel link for multi-user diversity and to characterize the performance under selection combining. It also provides a valuable framework for examining the distribution of the maximum/minimum received signal strength in wireless communications.

Selection Diversity in CR: EVT has also been used in CR systems [18], [24], [25], [53], [54] to analyze the performance of spectrum sensing and selection diversity [55]. Note that in CR applications characterizing the worst primary user/secondary user (SU) channel and the strongest SU channel are important aspects of system design and EVT has proved to be an efficient tool in this.

Relays and RISs: EVT has been used in the analysis of relay-assisted communication systems [8], [26]–[29], [34] and RISs [10]. It has been shown that EVT can provide a useful framework for analyzing the distribution of the received signal strength under the best relay/RIS selection scheme in multi-relay/RIS assisted communication systems. Such analyses are useful for practical system design exemplified by deciding on the optimal placement of relays and RISs, transmit power, etc.

Massive MIMO and Cell-Free Massive MIMO: EVT has also been used in the analysis of massive MIMO [5], [30]–[33] and cell-free massive MIMO systems. Furthermore it can be used in characterizing the best beamformer, best antenna, and best combining method to evaluate the system's performance.

URLLC Applications: EVT has proven to be highly valuable in analyzing the performance of URLLC applications [56]. In URLLC systems [19], [35]–[42], meeting stringent delay requirements presents significant challenges for system design and performance analysis. EVT offers a powerful tool of characterizing the tail distribution of delay and outage probability. By harvesting EVT, researchers and engineers can gain insights into the extreme events associated with delays and outages in URLLC systems. This characterization is crucial for accurately assessing system's performance and ensuring that

the stringent latency requirements are met. Furthermore, EVT facilitates the development of robust URLLC system designs and efficient resource allocation strategies to achieve reliable and low-latency communications.

Decision Directed Channel Tracking and Channel Estimation: EVT has also been used for mitigating the error propagation in the systems employing decision directed channel tracking [12]–[15]. In the above works decision directed channel estimation has been treated as an outlier contaminated estimation problem and EVT was employed to detect the outliers and hence mitigate error propagation thus enabling robust channel tracking/estimation.

ML: As a further advance EVT has been used to analyze communication systems with ML [47]–[49]. It has been shown that EVT can provide a potent framework for analyzing the distribution of learning errors in ML systems, allowing for optimizing learning algorithms. The application of EVT in ML allows for identifying outliers, anomalies, or rare events that may significantly impact the learning process. This knowledge helps in developing robust and efficient learning algorithms that can handle diverse challenging communication scenarios. The combination of EVT and ML techniques offers great potential for enhancing the performance and reliability of communication systems.

The authors of [57] harnessed EVT to find the asymptotic probability density function (PDF) of the maxima of n i.i.d. sums of independent and non-identically distributed (i.n.i.d.) or correlated Gamma RVs and proved that it follows the Gumbel cumulative distribution function (CDF).

In addition to the significant applications mentioned earlier, EVT has also found favours in various other areas within wireless communications. For instance, EVT has been employed in the design of energy-efficient networks, enabling researchers to analyze and optimize the energy consumption in wireless communication systems [26], [34], [58]. EVT has also been utilized in signal detection [3], where it aids in identifying and characterizing rare or extreme signals buried in noise. In the context of orthogonal frequency-division multiplexing (OFDM), EVT has been used for the optimization of system performance [7], [13], [14], [59], [60]. Furthermore, it has been applied in user scheduling to determine the optimal scheduling [6], [34], [57], [61] strategy that maximizes system capacity or fairness. EVT has also been instrumental in overhead threshold selection [62], providing a framework for selecting appropriate thresholds in various wireless communications algorithms. EVT has also been utilized in wireless localization [63], aiding in the accurate estimation of mobile device positions by analyzing the statistical distribution of received signal strength. These are just a few representative examples of the diverse range of applications, where EVT has demonstrated its effectiveness in enhancing wireless communication systems.

EVT can also be used to statistically characterize the peaks exceeding a threshold as a rare event. Such an analysis is usually referred to as the peak-over-threshold approach and the authors of [67] used it for characterizing the statistical properties of the peaks of an OFDM signal over a given threshold. This characterization is then used to derive approximate

TABLE I: Positioning of this work against other relevant papers surveying EVT.

Paper	Year	Introduction to EVT theory	Perspective			Limitations and future directions in communications
			Mathematical	Finance	Communication Engineering	
[64]	2014	Covered	Yes	Yes	No	No
[65]	2015	Covered	Yes	No	No	No
[66]	2020	Partially Covered	Yes	No	No	No
This work	2024	Covered	Yes	No	Present the detailed review in the context of communications applications like diversity, relays, spectrum sharing, MIMO, URLLC, and ML.	Yes

expressions for the symbol error probability (SEP) in OFDM systems in the presence of clipping effects due to insufficient power amplifier back-off and has been demonstrated to be significantly more accurate and tighter with respect to other approximations available in the literature.

Despite its wide range of applications, EVT has its limitations, when it comes to modeling and analyzing communication systems. Note that EVT may not be suitable for analyzing systems having complex dependencies between various components, if these lead to correlated/dependent RVs as most EVT results assume independent RVs. Additionally, EVT may not be accurate for characterizing maximum/minimum order statistics over very small sample sizes, since all the results in EVT are asymptotic in nature.

The future directions of using EVT in next-generation (NG) systems are likely to involve system performance analysis and optimization. This could include the development of new EVT-based algorithms for wireless resource allocation, energy efficiency, optimization, and wireless localization. Additionally, EVT could be used to analyze the performance of new NG communication technologies, such as terahertz communication, holographic MIMO, and autonomous networks. Finally, there is scope for further research into the limitations of EVT and the development of new methods for overcoming these limitations, to make EVT an even more powerful tool for the analysis and optimization of NG systems.

D. Related Review Articles

There are only a few articles that review EVT and survey its applications, namely [64]–[66]. A concise introductory review of EVT can be found in [66], while [65] presents a review specifically focused on univariate extremes. Rocco’s work [64] surveys the applications of EVT in finance. However, to the best of the authors’ knowledge, there is currently no comprehensive article providing a consolidated survey on the application of EVT in wireless communications, despite its notable importance in this field, as summarized before.

Motivated by this knowledge gap, the primary objective of this survey paper is to provide an overview of how EVT results can be applied to various applications, such as multi-user diversity, URLLC, MIMO, and ML for communication systems. In this paper, we aim to address several research questions and provide insights into the crucial performance

metrics of communication systems, such as outage probability, sum-rate, scaling laws, delay outage, and throughput analysis. Furthermore, we explore the question of designing efficient communication systems while considering these performance metrics. In contrast to the existing survey articles [64]–[66], Table I highlights the unique contributions of our paper.

The contributions of this paper are as follows.

- 1) We present an overview of the history of applying EVT in wireless communications. We highlight the importance of EVT in characterizing the extreme order statistics. Starting with the analogy with CLT, we present intuitions behind the application of EVT in diverse communications fields. We also summarize the recent articles related to EVT.
- 2) We present the mathematical preliminaries required for understanding the EVT. First, we introduce order statistics followed by the fundamental theorems in EVT for i.i.d. RVs. We also present how the scenarios differ in the case of i.n.i.d. RVs and explain the fundamental theorems. We also emphasize the need for peak over threshold using EVT and provide the mathematical setting in this case.
- 3) We survey the applications of EVT in different fields of wireless communications like multi-user diversity, selection diversity in CR, relays and RISs, MIMO, URLLC, and ML. For each field, we describe the system model, highlight the advantages of utilizing EVT, showcase the applicability of EVT, and review the state-of-the-art literature. We also briefly cover the application of EVT in miscellaneous topics like energy efficiency, signal detection, OFDM, user scheduling, threshold selection, and localization .
- 4) We provide numerical results to validate the effectiveness of applying EVT in the communication fields discussed.
- 5) Finally, we present the limitations and future directions of EVT research as the take-away message.

E. Notations

The following notations are used in the paper. If X is a random variable, then $f_X(\cdot)$, $F_x(\cdot)$, and $\mathbb{E}[X]$ represent the PDF, CDF, and expectation of X . The probability of event A is denoted by $\mathbb{P}[A]$. Exponential functions are represented either by $e^{(\cdot)}$ or $\exp(\cdot)$. The ℓ_2 -norm of vector \mathbf{y} and transpose of \mathbf{y} are denoted by $\|\mathbf{y}\|$, and \mathbf{y}^T respectively. The maximum

of $\{X_1, X_2, \dots, X_K\}$ is denoted by $\max\{X_1, X_2, \dots, X_K\}$ and $\arg \max\{X_1, X_2, \dots, X_K\}$ represents the index of the maximum. Also, $|i|$ denotes absolute value of i . Furthermore, for the sake of readability, all acronyms and their definitions in this paper are listed in Table II.

F. Organization

In this work, we commence with an EVT overview of various fields and also present the overview of EVT in communications. After that, we present the detailed history of EVT in wireless communications. In Section II, we present the mathematical preliminaries required for understanding EVT and also the procedure of establishing order statistics with EVT. Section III deals with the potential applications of EVT in various fields of communications. Each application is described by a common system model and presented with

the state of the art literature. Finally, its limitations and future directions are presented in Section IV.

II. MATHEMATICS BEHIND EXTREME VALUE THEORY

EVT is a field of statistics dealing with large deviations from the median/central values. Such values with large deviations from the median are referred to as extreme values. Let X_1, X_2, \dots, X_K be a sequence of K RVs, where $X_{(1:K)} \leq X_{(2:K)} \leq \dots \leq X_{(K:K)}$ represents the corresponding ordered sequence. Here, $X_{(K-k+1:K)}$ is referred to as the k -th order statistic of the sequence of RVs. It was observed that the statistical properties of the k -th order statistics are very different for different values of p when $\frac{k}{K} \rightarrow p$ and $K \rightarrow \infty$. EVT deals with the scenario, where k or $K - k$ is fixed and $K \rightarrow \infty$ [68]. One of the most widely used result from EVT states that under an appropriate normalization, the distribution of the maximum of a sequence of i.i.d. RVs converges to one

TABLE II: List of acronyms

Acronym	Definition	Acronym	Definition
AF	Amplify-and-forward	AI	Artificial intelligence
AoI	Age of information	AP	Access point
AV	Activation vector	AWGN	Additive white Gaussian noise
BAC-NOMA	Backscatter communication-assisted non-orthogonal multiple access	BEP	Bit error probability
BER	Bit error rate	BS	Base station
CAP	Compact abating probability	CDF	Cumulative distribution function
CFAR	Constant false alarm rate	CIP	Class-inclusion probability
CLT	Central limit theorem	CNN	Convolutional neural network
COSFD	Cross-domain OSFD	CR	Cognitive radio
CSI	Channel state information	DC	Direct current
DDRN	Deep discriminative representation network	DF	Decode-and-forward
EGT	Equal gain transmission	EMF	Electromagnetic field
ESC	Ergodic secrecy capacity	EVD	Extreme value distribution
EVM	Extreme value machine	EVT	Extreme value theory
E2E	End-to-end	FSO	Free-space optical communication
GAN	Generative adversarial network	GEV	Generalized extreme value
GPD	Generalized Pareto distribution	i.i.d.	Independent and identically distributed
i.n.i.d.	Independent and non-identically distributed	IoT	Internet of things
ISAC	Integrated sensing and communication	MAB	Multi-armed bandits
MAV	Mean activation vector	MC	Multi-task based feature extractor and classifiers
MEC	Multi-access edge computing	MGF	Moment-generating function
MIMO	Multiple-input multiple-output	MISO	Multiple-input single-output
ML	Machine learning	MRC	Maximum-ratio combining
MRT	Maximum ratio transmission	MS	Mobile station
NG	Next-generation	NN	Neural network
OC	Optimal combining	OFDM	Orthogonal frequency-division multiplexing
OMS	Opportunistic multicast scheduling	OSC	Open-set classifier
OSFD	Open set fault diagnosis	OSmIL	Open set model with incremental learning
OSR	Open set recognition	PAC	Probably approximately correct
PAPR	Peak-to-average power ratio	PDF	Probability density function
PER	Packet error rate	PMEPR	Peak-to-mean envelope power ratio
PR	Primary receiver	PT	Primary transmitter
QoS	Quality-of-service	RBF	Random beamforming
RIS	Reconfigurable intelligent surface	RRO	Resource redistributive opportunistic
RSU	Roadside unit	RV	Random variable
SC	Selection combining	SDMA	Space division multiple access
SINR	Signal-to-interference-plus-noise ratio	SIR	Signal-to-interference ratio
SISO	Single-input single-output	SNDR	Signal-to-noise-plus-distortion ratio
SNR	Signal-to-noise ratio	SOSFD	Shared-domain OSFD
SR	Secondary receiver	SRC	Sparse representation-based classification
ST	Secondary transmitter	SU	Secondary user
SVM	Support vector machine	SWIPT	Simultaneous wireless information and power transfer
TAS	Transmit antenna selection	UAV	Unmanned aerial vehicle
URLLC	Ultra-reliable and low-latency communication	VUE	Vehicular user equipment
V2V	Vehicle-to-vehicle	WPS	Wireless powered communication system
WPT-NOMA	WPT-assisted non-orthogonal multiple access	ZFBF	Zero-forcing beamforming
3GPP	3rd Generation Partnership Project		

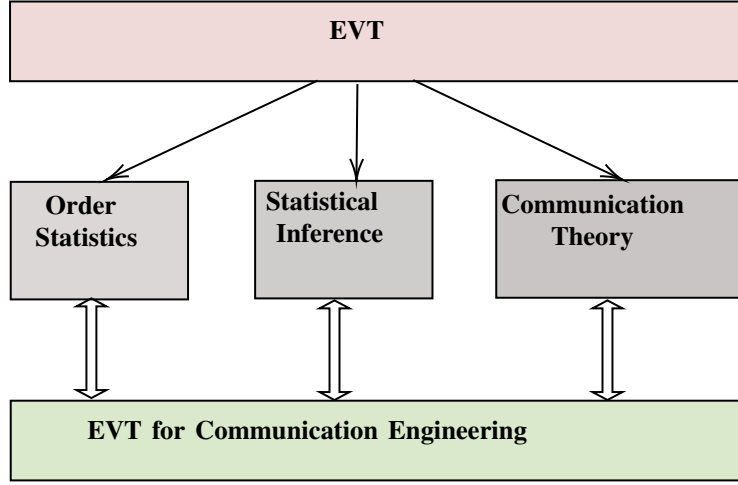


Fig. 2: Various mathematical tools across different disciplines are required to utilize EVT for communications engineering.

of three distributions, namely the Gumbel, the Frechet and the Weibull CDFs [68]. Mathematically, this result can be stated as follows: Assume that there exist normalizing constants a_K and b_K such that

$$F^K(a_K x + b_K) \xrightarrow{K \rightarrow \infty} G(x) \quad (1)$$

for any point of continuity x of $G(\cdot)$, and let $X_{max}^K := \max\{X_1, \dots, X_K\}$ for $X_i \sim F(\cdot)$. Note that here, $F^K(\cdot)$ is the CDF of the maximum of K i.i.d. RVS along with CDF $F(\cdot)$. Then $G(\cdot)$ is up to a location and scale shift an extreme value distribution. The class of distributions F satisfying (1) is termed as the maximum domain of attraction or simply the domain of attraction of G . EVDs were mathematically characterized by Fisher, Tippet and Gumbel and one of the most widely used result is stated below [69, Theorem 1.1.3].

Theorem 1. *The class of EVDs is $G_\beta(ax + b)$ with $a > 0$ and $b \in \mathbb{R}$, where*

$$G_\beta(x) = \exp\left(- (1 + \beta x)^{\frac{-1}{\beta}}\right); \quad 1 + \beta x > 0 \quad (2)$$

with $\beta \in \mathbb{R}$ and for $\beta = 0$, the right-hand side is interpreted as $\exp[-\exp(-x)]$.

The parameter β is the extreme value index. Hence, the EVD, if it exists, forms a simple single-parameter family, apart from the scale and location parameters. Furthermore, after some algebraic manipulations of $G_\beta(x)$, the sub-cases for $\beta > 0$, $\beta < 0$ and $\beta = 0$ can be identified to be the distribution functions of the Frechet, Weibull and Gumbel RVs respectively. These distribution functions are given by,

$$\text{Gumbel: } G(x) = \exp\left\{-\exp\left(-\left(\frac{x-b}{a}\right)\right)\right\}, \quad (3)$$

$$\text{Weibull: } G(x) = \begin{cases} \exp\left\{-\left(-\left(\frac{x-b}{a}\right)\right)^{\frac{1}{\beta}}\right\}, & x < b, \\ 1, & x \geq b, \end{cases} \quad (4)$$

$$\text{Frechet: } G(x) = \begin{cases} 0, & x \leq b, \\ \exp\left\{-\left(\frac{x-b}{a}\right)^{-\frac{1}{\beta}}\right\}, & x > b, \end{cases} \quad (5)$$

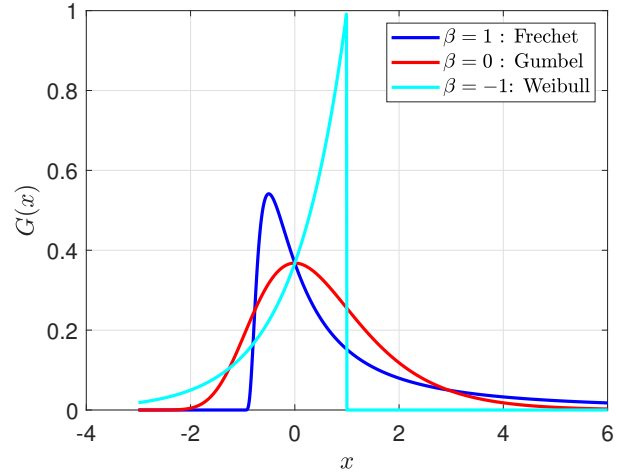


Fig. 3: PDF of EVDs for $a = 0$, $b = 1$.

for $\beta > 0$. Fig. 3 shows the PDF of the EVD for the three choices of β discussed above.

Results from EVT state that regardless of the parent distribution, the tail of a large class of distributions behaves alike under appropriate normalization. Recall that the characterization of the exact distribution of the extremes (even the maximum or the minimum) of a sequence of RVs is not a trivial task for most of the commonly encountered distributions. For example, the CDF of the maximum and the minimum of a sequence of K RVs are characterized in terms of the product of the CDF of the respective RVs, i.e.,

$$\mathbb{P}(X_{(K:K)} \leq x) = (F(x))^K, \quad \text{and} \quad (6)$$

$$1 - \mathbb{P}(X_{(1:K)} \leq x) = (1 - F(x))^K. \quad (7)$$

Such a product of K functions will not result in a very simple function, especially for large values of K . Using results from EVT, we can characterize the order statistics for many common distribution functions as one of the three EVDs discussed above. There has been much interest in identifying

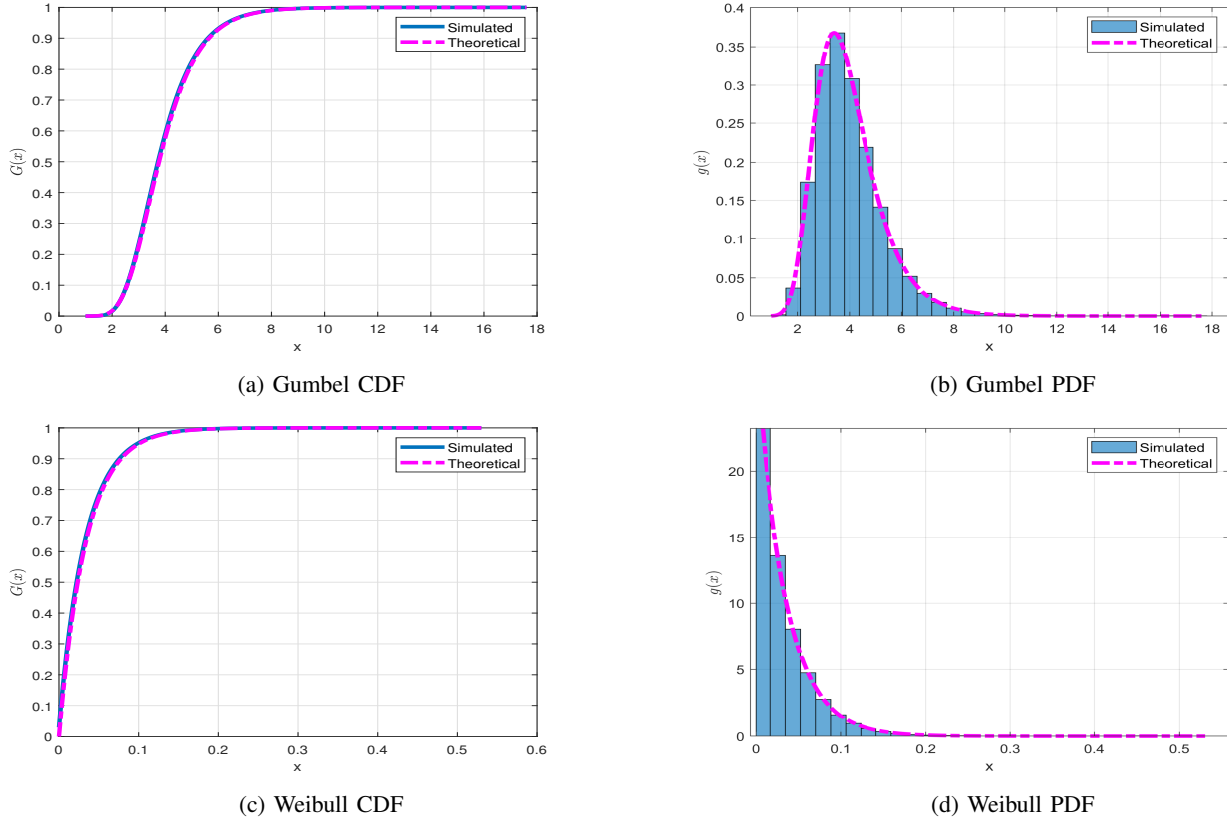


Fig. 4: Illustration of the limiting distributions of the maximum and minimum for an exponential random variable. (a) shows the Gumbel distribution as the limiting distribution for the maximum of K i.i.d. exponential RVs, while (b) presents the corresponding PDF. (c) displays the Weibull distribution as the limiting distribution for the minimum of K i.i.d. exponential RVs, and (d) shows the corresponding PDF.

the conditions under which such a normalization exists and in identifying the corresponding normalization constants [70].

Let us consider a simple example, where we examine the limiting distributions of the maximum and minimum of K i.i.d. exponential RVs, each with the CDF $F(x) = 1 - \exp(-\frac{x}{a})$. It can be observed that the maximum of K i.i.d. exponential RVs follows a Gumbel distribution, with normalizing constants $a_K = a \log(K)$ and $b_K = a$. Fig. 4 (a) and (b) display the simulated and theoretical limiting CDF and PDF for the maximum of exponential RVs. Similarly, the minimum of K i.i.d. exponential RVs follows a Weibull distribution, with normalizing constants $a_K = -a \log(1 - \frac{1}{K})$ and $b_K = 0$. The corresponding results are presented in Fig. 4 (c) and (d).

The case of extreme statistics over sequences of i.i.d. RVs are very well studied, and we have rules to identify the limiting distribution and the corresponding normalization constants for most of the practical cases. The case of i.n.i.d. RVs is relatively new in the communication literature, and only a few contributions discuss the limiting distribution of the extremes in such scenarios [11], [26]. The following subsections discuss the key results for the cases of i.i.d. and i.n.i.d. RVs.

A. EVT for i.i.d. RVs

Leadbetter *et al.* [71] gave a comprehensive account of the necessary and sufficient conditions for a distribution function F to belong to the domain of attraction G and the characterizations of a_K and b_K when G is one of the three EVDs. The conditions for establishing the limiting distributions and choices of normalization constants that can achieve the asymptotics are discussed in detail in textbooks like [69] and [70]. Given the expression for the CDF F of each of the RV in the sequence, the conditions to identify the domain of attraction can be verified using basic algebra. The mathematical complexities to establish these limits depend upon the distribution function F . Once the domain of attraction is established, one can find appropriate choices for a_K and b_K that satisfy the limit in (1) for the corresponding distribution. Note that the choices of normalization constants need not be unique, and the expressions in [69] and [70] serve as a convenient choice to study the asymptotics for any distribution function belonging to the domain of attraction in an EVD. There are also results discussing the convergence of the moments of the asymptotic order statistics [72] to the moments of the EVDs.

B. EVT for i.n.i.d. RVs

In contrast to the case of i.i.d. RVs, the limiting distribution of the asymptotic order statistics over sequences of i.n.i.d.

RVs is not always one of the three EVDs discussed in the above section. Furthermore, we do not have any known general expression for the normalization constants, unlike in the case of i.i.d. RVs. Meijler [73] published the first study discussing the order statistics of sequences of i.n.i.d. RVs, 40 years after the first paper on the i.i.d. RVs by Fisher and Tippett in the year 1928. Many years later, Barakat *et al.* in [74] extended this result to the case of the random maximum of i.n.i.d. random vectors, where the sample size is also assumed to be a random quantity. The results in [74] are general and can be used for characterizing the maximum over independent sequences of RVs encountered in communication systems.

C. Peak over Threshold Using EVT

Characterizing the statistics of the peaks over a particular threshold is significant in different engineering arenas (characterizing extreme floods, the maximum load on structures, peak network traffic, financial risk studies, etc.). It is very challenging to mathematically characterize the exceedance over a threshold, when this event is rare. However, if the probability of such an event is non-zero, it is very important to consider such scenarios in system planning (to avoid the risks of the extreme event.). There are results in EVT that study the statistics of such rare events that can be expressed as the exceedance of a threshold [70]. Here, we have results that hold asymptotically (in many practical scenarios, even in the non-asymptotic regime) and allow the characterization of these extreme events in terms of simple and tractable statistics. The key result from EVT used for characterizing the peak over the threshold is given below:

Theorem 2. *Let (X_1, X_2, \dots, X_K) be a sequence of i.i.d. RVs, and let F_u be their conditional excess distribution function. Then, for a large class of underlying distribution functions F , and large u , F_u is well approximated by the generalized Pareto distribution (GPD). That is: $F_u(x) \rightarrow G_{\beta, \delta}(x)$ as $u \rightarrow \infty$, where*

$$G_{\beta, \delta}(x) = \begin{cases} 1 - e^{-\beta x}, & \text{if } \gamma = 0, x > 0, \\ 1 - (1 + \gamma \beta x)^{-1/\gamma}, & \text{if } \gamma \neq 0, x > 0. \end{cases}$$

Proof. Please see [75], [76]. \square

According to this result, if there exists a scaling function $g > 0$ such that the conditional distribution of scaled excess value, i.e., $\{(X - u_{opt})/g(u_{opt}) \mid X > u_{opt}\}$ converges to a non-degenerate distribution, then that distribution is necessarily the GPD [67], i.e.,

$$\lim_{u_{opt} \rightarrow x_f} \mathbb{P} \left(\frac{X - u_{opt}}{g(u_{opt})} \leq x \mid X > u_{opt} \right) = G_{\beta, \delta}(x).$$

Note that the accuracy of the above distribution depends upon the threshold, and hence we have to be careful while using the result to arrive at accurate inferences. In most practical cases, we do not know g , and the expertise in the problem domain and sample observations may be used to arrive at the parameters of the GPD to model the statistics of interest. For example, $\beta > 0$ leads to a bounded tail distribution, and hence for any signal with a bounded tail, we can safely assume that

the exceedance can be modeled with β positive. More details regarding applying these results can be found in [75], [76].

D. Rate of Convergence

Note that, (1) guarantees the convergence of the distribution of X_{max}^K to the distribution $G(x)$, but does not discuss the rate of convergence. In other words, it does not discuss how rapidly the distribution of X_{max}^K converges to $G(x)$. The rate of convergence is not the same for all distributions in any domain of attraction. It is a function of the initial distribution parameters and depends on the equivalence of the tail of the initial distribution function to the tail of a GPD [72]. The closer the tail behaviour of the initial distribution to the tail behaviour of a GPD, the faster its rate of convergence. A detailed discussion on the rate of convergence at the point of maximum possible deviation over the entire support of the maximum distribution of sequences of i.i.d. RVs is available in [72]. In many practical applications, characterizing the rate of convergence in terms of the parameters of the distributions of the RVs helps us arrive at meaningful inferences regarding the expected rate of convergence and the accuracy of the results for different choices of distribution parameters. Such inferences are particularly useful to appreciate the utility of the results derived using the asymptotic assumptions.

III. EVT FOR NG APPLICATIONS

In this section, we explore the utility of applying EVT to the diverse applications found in wireless communications, including multi-user diversity, spectrum sharing, relays, MIMO systems, URLLC, and ML, as depicted in Fig. 5. For each application, we present a unified structure which comprises a general system description, the advantages of applying EVT, the illustrative applicability of EVT in the given context, and a state-of-the-art literature review.

In the system description, we offer a brief introduction of the communication scenario to which EVT is applied. Subsequently, we highlight the advantages and benefits of employing EVT in the considered application, illustrating how EVT can simplify the characterization of the system performance and hence help in addressing the unique challenges in the given context. Additionally, we provide practical examples or use cases to demonstrate the applicability and effectiveness of EVT in these applications. Lastly, we review the state-of-the-art to showcase the relevant advances and research trends.

A. Multi-User Diversity

Diversity is widely used in wireless communications for improving link performance. The core concept is having multiple replicas of the same signal at the receiver, which experience different channel conditions. Various diversity techniques are available for combating multipath fading in wireless communications. Among those, the multi-user diversity technique selects one of the best channels among all the available channels for communication.

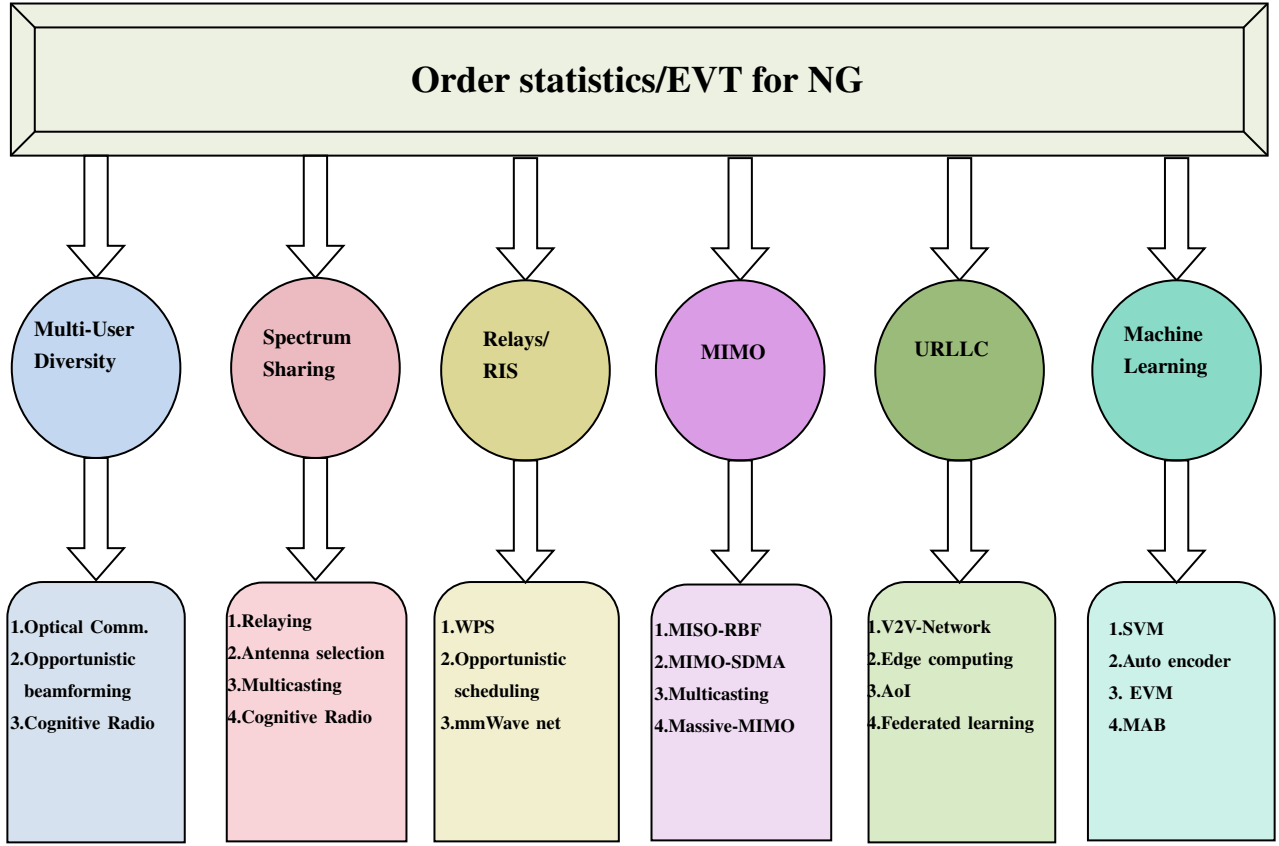


Fig. 5: Order statistics for NG

System Description: Consider the system shown in Fig. 6 having an access point (AP) and K user nodes, where we assume that each user node and the AP have a single antenna. While all user nodes experience independent channel fading, some users may have better channel conditions than others. In this regard, we denote the flat fading channel gains of the K users as $|h_1|^2, |h_2|^2, \dots, |h_K|^2$, respectively, and the signal-to-noise ratio (SNR) of the i -th user at the AP as $\gamma_i = \frac{P}{\sigma^2} |h_i|^2$. The best channel at AP would be the user node link with the highest SNR, i.e., $\gamma_{\max}^K = \max\{\gamma_1, \gamma_2, \dots, \gamma_K\}$. Similar

system models are used in MIMO systems, free-space optical communication, opportunistic beamforming, and CR.

Advantages of EVT: The CDF of the maximum order statistics, i.e., γ_{\max}^K , involves the multiplication of the individual CDFs of all γ_i when the RVs are independent. If the CDF of γ_i itself has a complicated expression, finding the exact CDF of γ_{\max}^K will be a challenge. For example, considering $\kappa - \mu$

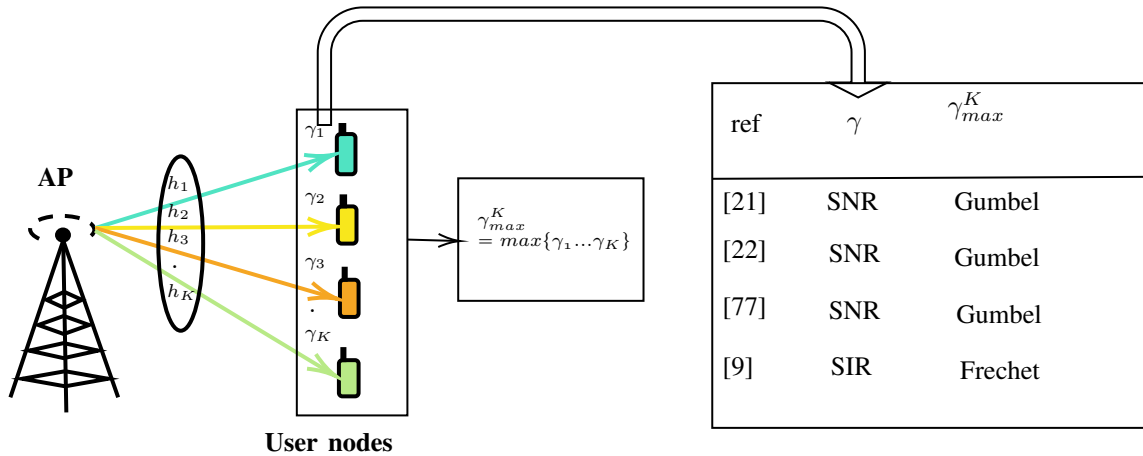


Fig. 6: Multi-user diversity

shadowed [9] fading environment, the CDF is as shown below

$$F_\gamma(\gamma) = \frac{\mu^{\mu-1} m^m (1+\kappa)^\mu}{\Gamma(\mu) (\mu\kappa+m)^m} \left(\frac{\gamma}{\bar{\gamma}}\right)^\mu \Phi_2\left(\mu-m, m; \mu+1; -\frac{\mu(1+\kappa)\gamma}{\bar{\gamma}}, -\frac{\mu(1+\kappa)}{\bar{\gamma}} \frac{m\gamma}{\mu\kappa+m}\right), \quad (8)$$

where $\Gamma[\cdot]$ is the gamma function and $\Phi_2(\cdot, \cdot; \cdot; \cdot)$ is the bivariate confluent hypergeometric function. Capacity analysis [52] in multi-user diversity typically involves special functions, and evaluating the CDF for K beyond 4 or 5 is mathematically intractable. By contrast, asymptotic analysis relying on EVT is fairly simple. Similarly, it is shown in [22] that finding the exact expression of average throughput for equal gain combining in free-space optical communication is very difficult. To tackle this difficulty, EVT is advantageous for the asymptotic analysis instead of the exact analysis when the number of links is high. Deriving performance metrics like the outage probability and ergodic rate is also simpler by using the asymptotic CDF. In some situations, the link having maximum SNR may not be available, as some other users may occupy it. Hence, the next best link or k -th best link must be selected in such scenarios. The asymptotic analysis here involves k -th order statistics [53], [54] for $K-k$ finite and $K \rightarrow \infty$.

Applicability Illustration: The distributions of the SNR/signal-to-interference ratio (SIR) have been extensively studied in the literature, starting with the simple Rayleigh fading channels to complex scattering environments associated with complex SNR distributions such as $\alpha - \mu$ [22], $\kappa - \mu$, $\eta - \mu$ [9], etc. For different SNR distributions such as Rayleigh distribution, $\alpha - \mu$ distribution, and chi-square distribution [77] with two degrees of freedom, the distribution of γ_{\max}^K tends to either the truncated Gumbel or the Gumbel distribution.

Example: Let us consider the scenario, where the source and interferers undergo $\kappa - \mu$ shadowed fading with parameters $(\kappa, \mu, m, \bar{x})$ and $\{(\kappa_i, \mu_i, m_i, \bar{y}_i); i = 1, \dots, N\}$ respectively, where N is the number of interferers and $\bar{x}, \{\bar{y}_i; i = 1, \dots, N\}$ are the expectations of the corresponding RVs. Then, the CDF of γ_i is given by (9), where we have $K_1 = \frac{\prod_{i=1}^N \left(\left(\frac{\theta}{\theta + \bar{x}\theta_i} \right)^{\mu_i - m_i} \left(\frac{\theta}{\theta + \bar{x}\lambda_i} \right)^{m_i} \right) \theta^m}{\Gamma\left[\sum_{i=1}^N \mu_i + 1\right] \Gamma[\mu] \lambda^m}$ [78].

Here, $(m)_p = \frac{\Gamma[m+p]}{\Gamma[m]}$ is the Pochhammer symbol, $p!$ is the factorial of p , $F_D^{(2N)}(\cdot, \cdot, \cdot; \cdot)$ is the Lauricella function of

fourth kind and

$$\theta = \frac{\bar{x}}{\mu(1+\kappa)}, \quad \theta_i = \frac{\bar{y}_i}{\mu_i(1+\kappa_i)}, \quad \lambda = \frac{(\mu\kappa+m)\bar{x}}{\mu(1+\kappa)}, \quad \lambda_i = \frac{(\mu_i\kappa_i+m_i)\bar{y}_i}{\mu_i(1+\kappa_i)m_i}. \quad (10)$$

Hence, the distribution of the maximum SNR γ_{\max}^K can be written using order statistics as $F_{\gamma_{\max}^K}(\gamma) = (F(\gamma))^K$. As we can see, the distribution is complicated and does not provide insights into the system's performance in terms of diversity order. However, applying EVT, where the number of links tends to infinity, the limiting distribution of the maximum SNR is given by,

$$F_{\gamma_{\max}}(\gamma) = \begin{cases} 0, & \gamma \leq 0, \\ \exp\left(-(\gamma/a_K)^{-\beta}\right), & \gamma > 0, \end{cases} \quad (11)$$

where we have $\beta = \sum_{i=1}^N \mu_i$ and $a_K = F_\gamma^{-1}(1 - K^{-1})$.

Using results from EVT, we can establish that the limiting distribution of γ_{\max}^K is a Frechet distribution with normalizing constants $b_K = 0$ and a_K , as shown in Fig. 7.

State of the Art: Next we present a brief literature on EVT in the context of multi-user diversity. In 2011, Narasimhamurthy *et al.* [21] used EVT in a multi-user diversity context, where the number of user nodes is considered random instead of a fixed number. Considering the Poisson distribution for the number of user nodes and Rayleigh fading channels, the CDF of the channel gain of the best user obeys a truncated Gumbel distribution. Asymptotic throughput analysis is carried out in [22], [77], [52] with the help of EVT. The asymptotic throughput analysis of multi-user diversity under known channel conditions is presented in [52]. It is also shown that the exact throughput analysis is complicated, even for the Rayleigh fading scenario. It is proved that the limiting distribution for the maximum throughput obeys the Gumbel distribution for distributions like Rayleigh and Nakagami.

Xia *et al.* [77] considered throughput analysis of opportunistic beamforming with the help of extreme order statistics. The system model consists of M transmit antennas and K users, each with a single receive antenna. The M transmit antennas are multiplied by the respective beamforming coefficients, and the authors considered both single-beam and multibeam cases. The base station then selects the user having the highest SNR. Assuming each SNR γ_k follows a central chi-square distribution with two degrees of freedom, the authors have derived the limiting distribution of maximum received SNR and proved that it follows the Gumbel distribution. Furthermore,

$$F_\gamma(\gamma) = 1 - K_1 \sum_{p=0}^{\infty} \left[\frac{(m)_p (1 - \frac{\theta}{\lambda})^p \Gamma\left[\sum_{i=1}^N \mu_i + \mu + p\right]}{(\mu)_p p!} F_D^{(2N)}(1 - p - \mu, \mu_1 - m_1, \dots, \mu_N - m_N, m_1, \dots, m_N; 1 + \sum_{i=1}^N \mu_i; \frac{\theta}{\theta + \gamma\theta_1}, \dots, \frac{\theta}{\theta + \gamma\theta_N}, \frac{\theta}{\theta + \gamma\lambda_1}, \dots, \frac{\theta}{\theta + \gamma\lambda_N}) \right] \quad (9)$$

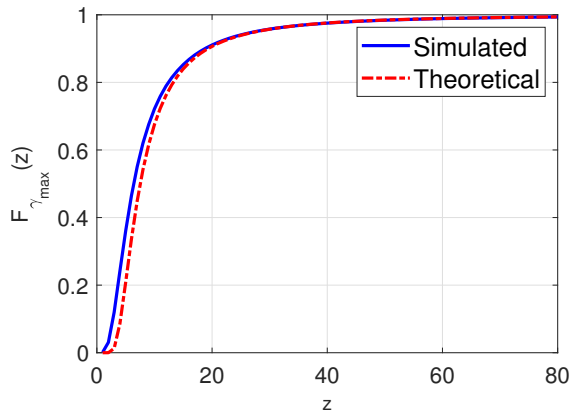


Fig. 7: CDF of Maxima of $\kappa - \mu$ shadowed fading scenario for $K = 64$.

the authors have derived the throughput of both single-beam and multibeam opportunistic beamforming systems.

Multi-user diversity harnessed in free-space optical communication (FSO) systems was considered by Badarneh and Georghiades [22]. The authors analyzed the asymptotic throughput with the help of EVT. The system model has an optical transmitter having M transmit apertures, and multiple users equipped with N receive apertures each. The channel fading coefficients between the i -th transmit aperture and n -th receive aperture of the i -th user is taken as gamma-gamma random variable. With the aid of equal gain combining at the receiver, the combined fading coefficient (h_i) becomes a $\alpha - \mu$ distributed random variable. Assuming $\gamma_i = h_i^2$, multi-user diversity selects the best link for transmission. Authors have proved that γ_{max}^K follows the truncated Gumbel distribution. Furthermore, asymptotic average throughput expression is derived using EVT for the FSO system.

The authors of [9], [79] considered γ_k to be the SIR and analyzed γ_{max}^K in this case. Subhash *et al.* [9] used EVT to find the limiting distribution of the maximum of K i.i.d. SIR RVs. They assumed that source and interferers follow $\kappa - \mu$ shadowed fading with non-identical parameters (i.n.i.d.). It is shown that the limiting distribution follows the Frchet distribution. Further analysis of the convergence rate of the actual maximum distribution towards the asymptotic distribution is presented. Badarneh and Georghiades [79] considered a wireless powered communication system (WPS) with a source, destination, and a co-channel interferer in which the destination has multiple antennas. In this scenario, interference-

based WPS is considered without any dedicated power beacon. Analytical expressions are derived for the average throughput under delay constraints, assuming that the receiver selects the best SIR link.

So far, we have seen multi-user diversity exploiting the best channel, i.e., the link selection with the highest SNR/SIR. Sometimes, the highest SNR (maximum order statistic) link may not be available or occupied by another user. Hence, the next best link is needed, or k -th best link will be selected for communication. Various applications like selection diversity, relay selection, and CR tend to rely on k -th best link selection.

Ikki and Ahmed [80] used the order statistics in decode-and-forward (DF) and amplify-and-forward (AF) cooperative-diversity systems, where k -th best relay selection is used for transmission. The performance of selection diversity techniques is analyzed by Badarneh and Georghiades [81]. The instantaneous throughput distribution of the largest order statistic converges to the Gumbel distribution. Using this, closed-form asymptotic expressions are derived for the average throughput, effective throughput, and the average bit error probability (BEP) of the k -th best link under different channel models.

Badarneh and Alouni [53] considered the selection of k -th best SU in CR systems. Considering a large number of SUs with fixed k , it is shown that k -th highest SNR converges uniformly in distribution to an inverse gamma distributed RVs. In [54], EVT is exploited for analyzing the asymptotic performance of k -th best SU selection in underlay CR networks. It is proved that the k -th best SIR converges uniformly in distribution to an inverse gamma RVs. With this result, the asymptotic expression of the average throughput, effective throughput, average bit error rate (BER), and outage probability for the k -th best SU is derived.

Badarneh and Alouni [82] studied the secrecy performance of the k -th best user selection scheme for an interference-limited wireless network. They derived the closed-form expressions of the ergodic secrecy capacity (ESC) for the k -th best user. Table III illustrates the applications of EVT in the context of multi-user diversity.

Summary/Takeaway: By using EVT, one can obtain the maximum SNR/SIR statistic in the form of Gumbel/Frechet CDFs, while the exact distribution is significantly more complicated. For NG applications, where one expects to use generalized fading models such as $\kappa - \mu$ [9] or $\alpha - \mu$ [22], evaluating the exact distribution for large k is intractable and one has no choice but to resort to EVT. Furthermore, the works [22], [52], [77], [79] use the limiting distribution in throughput analysis. When the maximum-order statistic is not available,

Ref	Application	SNR/SINR	Min/Max	Asymptotic Distribution
[21]	Uplink multi-user diversity	Channel gain	Maximum	Truncated Gumbel
[22]	Free space optical communication	Channel gain	Maximum	Truncated Gumbel
[77]	Opportunistic beamforming	SNR	Maximum	Gumbel
[9]	Antenna selection	SIR	Maximum	Frchet
[53]	Cognitive radio	SNR	k -th best	Inverse Gamma RV
[54]	Cognitive radio	SIR	k -th best	Inverse Gamma RV

TABLE III: Applications of EVT in multi-user diversity.

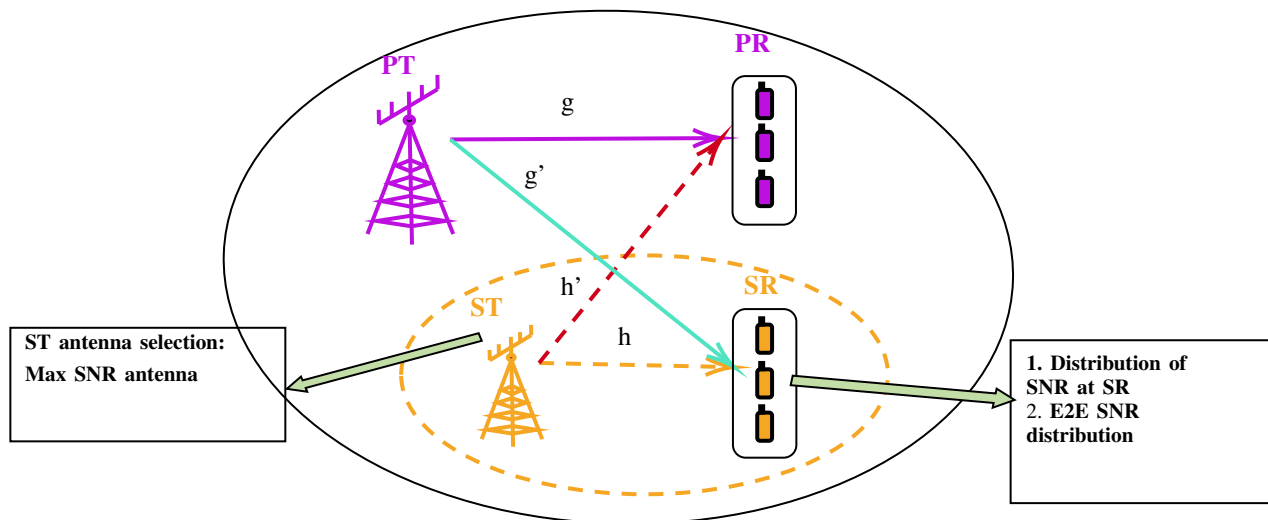


Fig. 8: Spectrum-sharing system with PT, PR, ST, and SR. EVT can be exploited in finding the distribution of SNR/SIR at SR, taking the decision on transmit antenna selection, and finding the E2E SNR distribution.

k -th order statistics are used in [80]- [82] to derive the closed-form expressions for the average throughput, effective throughput, the average BEP, ESC, and outage probability.

B. Spectrum Sharing

The proliferation of mobile users is creating a scarcity of radio spectrum, leading to spectrum sharing to improve spectral efficiency. Depending upon the applications, various spectrum-sharing techniques exist [83]. These spectrum-sharing techniques can be classified as interweave, underlay, and overlay schemes. Spectrum will be shared between primary user and SU, where primary users will be licensed to access the spectrum. When the primary users are not using the spectrum (interweave), it can be allocated to SUs. In the case of underlay, spectrum sharing happens cooperatively without interfering with each other. In this case, the SUs must limit their transmit power to avoid interference with the primary users. In the overlay, SUs can share the spectrum in time, spatial, and frequency domains.

System Description: Consider a CR scenario, where we have a primary transmitter (PT), primary receiver (PR), secondary transmitter (ST), and secondary receiver (SR) as shown in Fig. 8. Each PT, ST, PR, and SR can have either a single antenna or multiple antennas depending upon the scenario considered. The channel gains between PT-PR and PT-SR are represented by g and g' , respectively, while the channel gains between ST-SR and ST-PR are denoted by h and h' , respectively. EVT can be used in scenarios like selecting the maximum-SNR antenna at ST/SR, selecting the minimum SIR user in a multicast system, and deriving the PDF of signal-to-interference-plus-noise ratio (SINR)/SNR/SIR at the receiver. Various system models, e.g., multi-hop relaying [24], spectrum

sharing in the indoor network with a micro base station at ST and multiple SRs [84], as well as multicast CR networks [18], have been explored in the context of EVT.

Advantages of EVT: Performance metrics such as the average rate, outage rate, and average symbol error rate can be computed easily at the SRs under the constraints of maximal transmit power at ST and maximum interference power at PR with the help of EVT. Furthermore, scaling laws can be derived with the use of performance metrics. As given in [55, Eq.(10)], we can observe that the post-processed SNR at SR has a complicated expression (12). Here, $B_i^k(t)$ denotes Bernstein basis polynomial of degree k , $S_P = \frac{P_m}{\sigma^2}$, and $S_Q = \frac{Q}{\mu_h \sigma^2}$. Here, μ_h denotes the average path loss between the i^{th} ST antenna and the receive antenna of the PR, P_m is the maximum transmission power of ST, and Q denotes interference power threshold.

So, finding the exact limiting distribution in such a scenario is more complicated ($F_{\gamma_{max}}(x) = (F_{\gamma_i})^{n_t}$). Deriving the performance metrics would also be more complex. Further, it is shown by [55] that using EVT can simplify the expressions of the limiting distributions and subsequent performance metrics ($F_{\gamma_{max}}(x) = \exp\left(\frac{-b_n}{x}\right)$, where $b_n = \frac{\mu_g S_Q}{\left[\frac{n_t}{n_t-1}\right]^{\frac{c}{n_r}-1}}$). Even for spectrum-sharing aided multi-hop AF relaying systems [24], deriving the closed-form expressions involves complex mathematics. EVT is used to simplify the expressions so that the performance analysis can be done conveniently. Generalized fading models will have complicated expressions of CDF for SNR/SINR/SIR. Thus, calculating the maxima/minima of RVs in such a scenario is very complicated. EVT is very helpful for solving such complicated expressions [18].

$$F_{\gamma_i}(x) = \sum_{m=1}^{n_r} B_{m-1}^{n_r-1}(\sigma_g^2) \left\{ 1 - \frac{1}{\Gamma(m)} \left[\Gamma\left(m, \frac{x}{\mu_g S_P}\right) - \left(\frac{x}{\mu_g S_Q + x}\right)^m \Gamma\left(m, \frac{x}{\mu_g S_P} + \frac{S_Q}{S_P}\right) \right] \right\}, \quad (12)$$

Applicability Illustration: Different modes of spectrum-sharing methods will lead to different SNR/SIR distributions. Hong *et al.* in [25] considered the channel gains of both the desired and interfering signals as exponential distributions. Hence SNR/SIR distribution would be a ratio of exponential RVs, while the limiting distributions in these cases would be Frechet. The multi-hop relaying systems in [24] used simple Rayleigh fading, leading to Pareto distribution as end-to-end (E2E) SNR. Further, even more complicated channel gains like log-normal [84], chi-square [55], and $\kappa - \mu$ shadowed fading [18] were explored in getting the SNR/SIR distributions at SR.

Example:

Xia *et al.* [24] considered the multi-hop relaying link between ST as well as SR (K relaying paths) and studied the limiting distribution functions of the lower and the upper bounds on the E2E SNR γ_{e2e} of the relaying path. Let γ_k be the received SNR at k -th secondary node. Then, the E2E SNR [24] is given by $\gamma_{e2e} = \left(\sum_{k=1}^K \frac{1}{\gamma_k} \right)^{-1}$. The authors have derived the exact distribution functions and moment-generating function (MGF) for γ_{e2e} . As they are quite complex for analysis, the authors have proposed a pair of lower and upper bounds on γ_{e2e} , i.e.,

$$\gamma_{e2e} \leq \left(\max_{k=1, \dots, K} \frac{1}{\gamma_k} \right)^{-1} = \min_{k=1, \dots, K} \gamma_k = \gamma_{e2e}^{\text{upper}}, \quad (13)$$

$$\gamma_{e2e} \geq \left(K \max_{k=1, \dots, K} \frac{1}{\gamma_k} \right)^{-1} = \frac{1}{K} \min_{k=1, \dots, K} \gamma_k = \gamma_{e2e}^{\text{lower}}. \quad (14)$$

The limiting distributions of the upper and lower bounds of the E2E SNR are derived using Gnedenko's sufficient and necessary conditions [85]. Assuming that each γ_k follows the Pareto distribution, the authors have proved that limiting distribution of $\gamma_{e2e}^{\text{upper}}$ belongs to the Weibull family.

State of the Art: The authors of [25] considered an interweave system with PT, PR, SR, and multiple STs with the assumption of only utilizing the primary user spectrum when it is not occupied. The SR selects the ST with the highest SNR, and the authors proved that the limiting distribution follows the Frechet CDF in this case. Furthermore, it is used to derive the secondary networks' asymptotic throughput.

In [84], the trade-off between spectral and energy efficiency is analyzed by Haider and Wang at both the link and system levels in CR networks. The system model has a micro-base station as ST with multiple SRs and shares the spectrum with indoor primary networks with multiple PRs. At the system level, EVT is used to derive the PDF of SINR at the secondary receiver. The expression of spectral efficiency is derived for

the optimal power allocation. Subsequently, it is used to derive the average energy efficiency in CR networks.

Ruan *et al.* [55] focuses their attention on the asymptotic analysis of spectrum sharing systems assuming a large number of antennas as ST. The system model relies on a single antenna at each PT and PR, but multiple antennas at SR using the maximum-ratio combining (MRC) technique. transmit antenna selection (TAS) is employed at ST with the help of both perfect and imperfect channel state information (CSI) from SR. Assuming that TAS will select the antenna having the highest SNR, the authors derived the asymptotic distribution of SNR at SR, considering a large number of transmit antennas. It is proved that the limiting SNR distribution of the SU follows Frechet distribution, if the maximum transmit power dominates over the maximum interference power. Otherwise, it follows the Gumbel distribution. Furthermore, the performance analysis is carried out with the help of these distributions.

EVT is used by Subhash and Srinivasan [18] in finding the limiting distribution of minimum of i.i.d. SIR RVs under $\kappa - \mu$ shadowed fading in a multicast (using a single channel for the same service by a group of users) CR environment. The system model consists of a single PT covering M multicast PRs and a single ST covering L multicast SRs. Here the authors assumed that both the desired and interfering signals undergo $\kappa - \mu$ shadowed fading with non-identical parameters. Considering such i.i.d. SIR RVs, it is proved that the limiting distribution of minimum follows Weibull distribution. Furthermore, it analyzes the power allocation at ST and the ergodic multicast rate of SUs under different quality-of-service (QoS) constraints. Table IV outlines the various applications of EVT within the framework of CR networks.

Summary/Takeaway: CR networks can encounter maximum or minimum of SNR/SIR RVs in situations like the maximum-SNR antenna selection at ST/SR or minimum SIR user in a multicast system. In such scenarios, EVT would be of benefit for simplified performance analysis. The analysis of performance metrics at SR in CR networks is simplified with the help of EVT. Various system models like multi-hop relaying [24], interweave [25], underlay [84], and multicast [18] systems explored the RVs, from simple Rayleigh fading to more complicated channels like $\kappa - \mu$ shadowed fading. Deriving the maximum order statistics of SNR/SIR would have been more complex without EVT. Once the limiting distribution of SNR/SIR is derived at the SR, performance metrics like average rate, outage rate, average symbol error rate, and scaling laws are derived using the limiting distribution of SNR/SIR.

TABLE IV: Applications of EVT in CR networks.

Ref	Application	SNR/SINR	Min/Max	Asymptotic Distribution
[24]	Multi-hop relaying in CR networks	SNR	Maximum	Weibull
[25]	Interweave CR networks	SNR	Maximum	-
[84]	Underlay CR networks	SINR	Maximum	-
[55]	Transmit antenna selection in CR networks	SNR, SIR	Maximum	Gumbel, Frechet
[18]	Multicast CR networks	SIR	Minimum	Weibull

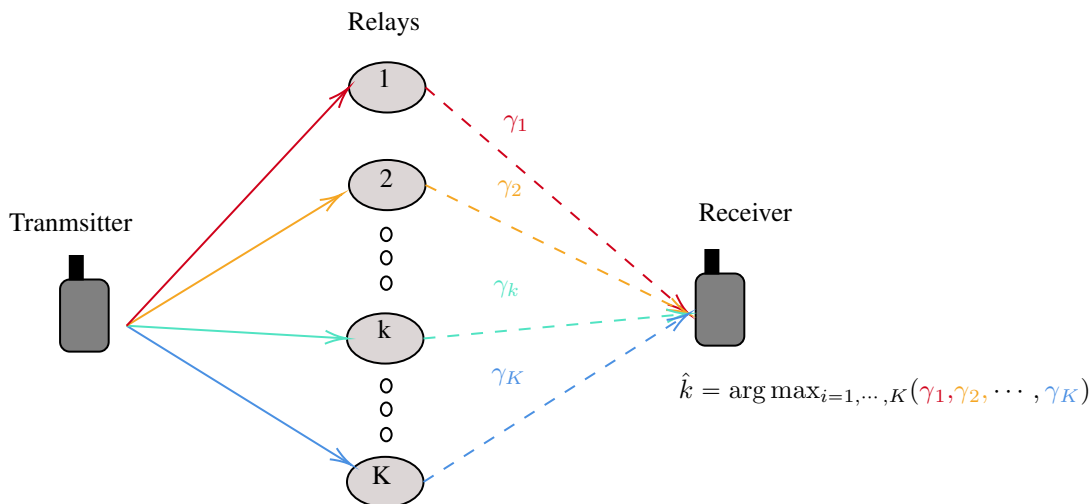


Fig. 9: DF relaying system, where relay that maximizes the E2E SNR transmits information to the receiver.

C. Relays

Relaying is a simple strategy capable of combating common impediments in wireless channels like fading, poor coverage, large power consumption, etc. When we consider node-to-node communication with single or multi-antenna nodes, there can be scenarios, where the signal power received at the destination may not achieve the desired QoS constraints. In such scenarios, we may resort to using a relay node capable of decoding and forwarding or amplifying and forwarding the received signal to a destination node. The presence of more than one relay, with relay selection offers the benefits of diversity as well at the cost of extra hardware, computational complexity, and throughput reduction. Hence, relays have been demonstrated to improve the quality of wireless links [86]–[89].

The selection/combining of signals received over multiple relay links decides the performance of multi-relay systems. The ideal solution here depends on a trade-off between the allowable computational complexity and QoS requirements. The simplest solution would be selecting the relay, which achieves the maximum performance in terms of the desired QoS metric at the destination. This scheme would not require the aid of a signal combining at the destination and would give the best performance at the destination with a single relay node. Such single relay selection schemes are widely studied in the literature [80], [90]–[92]. Note that selecting the best or the k -th best relay in terms of received power/SNR/SINR requires the order statistics to characterize the system's performance. Several multi-hop relaying systems are also studied in literature [93]–[96], where a long distance low-quality link is broken into more than two high-quality links.

System Description: Let us consider a single-hop relaying system with a single-antenna transmitter sending information to a single-antenna receiver via K relays. We assume that the direct link between the transmitter and receiver is in outage. Hence, the relays are responsible for forwarding the information to the receiver either by amplifying and forwarding the received signal (referred to as the AF network) or by decoding and re-transmitting the signal to the receiver (referred to as

the DF network). Furthermore, we assume that the specific relay which maximizes the desired performance metric of the E2E link is selected for transmitting the information to the receiver. Hence, the maximum order statistic of the QoS metric is essential for characterizing the system performance. We illustrate such a system in Fig. 9, where γ_k is the performance metric of interest, and the relay \hat{k} with $\gamma_{\hat{k}} = \max\{\gamma_1, \dots, \gamma_K\}$ is chosen for sending information to the receiver in the second hop of the relay network. Depending upon the particular relaying strategy (DF or AF, multi-hop or single-hop), the fading channel gain of the E2E network will have a different distribution. For example, in a single-hop single-input single-output (SISO) Rayleigh fading channel, a simple DF relay network will result in a Rayleigh channel, whereas an AF network will result in a double Rayleigh channel. Depending upon the channel's fading characteristics, the transmitter as well as the receiver nodes, and the relay selection strategy, we will have different distributions for the received signal power [97]–[99].

Advantages of EVT: The resultant expressions for the QoS metrics are also different. Note that most of these are not available as simple expressions, not even for single relay channels. Hence, the exact order statistics of these metrics have complicated forms that are not amenable to analyses. EVT allows us to characterize the statistics of these metrics in a simple form. For example, Fig. 10 shows both the simulated CDF and the asymptotic CDF of the maximum received SNR in a DF relaying system.¹ Observe that the asymptotic results are in good agreement with the exact CDF and hence can be used for simplifying the analysis of relaying systems.

State of the Art: The tail of the received signal distribution will decide the asymptotic distribution of the received signal power. For example, Xia *et al.* [24] study the limiting distribution functions of the lower and upper bounds on the E2E SNR of a relaying path using EVT. The upper and the lower bounds of SNR are shown to follow the Gumbel and the Weibull

¹The simulations consider the system model in [26] and considers energy harvesting relays in a Rayleigh fading environment.

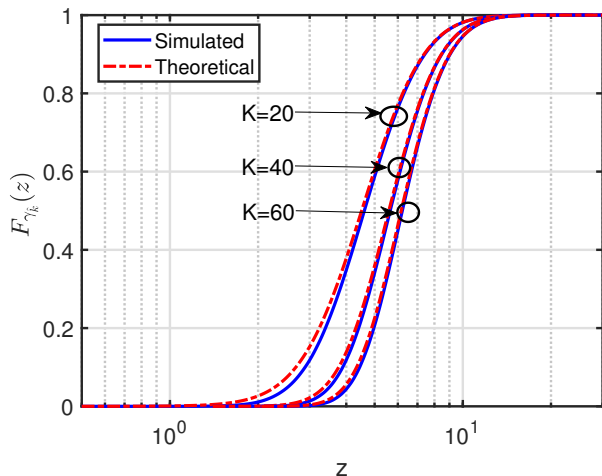


Fig. 10: Simulated and theoretical CDF of $\gamma_k = \max(\gamma_1, \dots, \gamma_K)$

distribution, respectively. EVT is used to derive the scaling law of the system throughput in a hybrid energy-harvesting aided relay system by Liu *et al.* [34]. The maximum E2E SNR is proved to converge to the Gumbel distribution. This result is extended to the case of i.n.i.d. relay links by Subhash *et al.* [26]. Here also, the limiting distribution is demonstrated to be the Gumbel distribution for various special cases of the system model. Again, in contrast to the case of i.i.d. RVs, the limiting distribution need not be one of the three extreme value distributions for the most general case in this scenario.

Oyman *et al.* [27] analyze the spectral efficiency of opportunistic scheduling algorithms for fading multi-user relay channels. Using EVT, the asymptotic channel power and the maximum spectral efficiency are proved to follow the Gumbel distribution. Using this result, Oyman *et al.* [28] characterized the power-bandwidth efficiency tradeoff in multi-hop relaying systems. The coverage probability in millimeter wave networks using relays is studied by Biswas *et al.* [8]. Here, the authors use results from EVT to derive the statistics of the maximum E2E SNR, which is in turn used for deriving a simple expression for the coverage probability. The asymptotic performance of a wireless-powered communication network following the k -th best device selection strategy is studied by Dimitropoulou *et al.* [29]. The best relay might not always be available for communication, and in many systems, it makes sense to assume that the k -th best relay node is used for

communication. EVT allows a convenient characterization of the k -th order statistics once the maximum/minimum order statistics have been established. Table V highlights the diverse ways EVT contributes to strengthening the robustness and efficiency of relay network operations.

Summary/Takeaway: All of the above studies demonstrate how EVT has aided the analysis of various relay-based communication systems. Note that EVT has been used in very different system models for different QoS metrics. This explains the generality of the results from EVT and how they can be applied in various applications. Furthermore, the asymptotic results established by using EVT have very simple forms in all of the above treatises. They can be easily used for deriving various scaling laws as well to impose simple QoS constraints for resource allocation problems.

D. Massive MIMO and Cell-Free Massive MIMO

MIMO systems rely on multiple antennas at the base station (BS) as well as mobile stations (MS) and exploit the signal's multipath propagation. As multiple antennas are available for communication, more than one signal can be transmitted simultaneously through the MIMO system, increasing the system's data rate or sum rate. With the advent of MIMO technology, the sum-rate is boosted in the wireless communication system and EVT may be used for analyzing it and its scaling laws.

System Description: Let us consider a downlink system model having M transmit antennas at the BS and K MSs. The MS's can have either a single antenna or N antennas depending upon whether a multiple-input single-output (MISO) or MIMO system is considered. Let h_k represent the channel coefficient vector between the BS and k -th MS and s denotes the signal vector for transmission. Given a beamforming vector set $\{w_m : m = 1, \dots, M\}$, the transmitted signal x can be represented by $x = w_m^T s$. In addition, we denote the SNR/SINR at the k^{th} MS as γ_k . One can select the link having the highest SNR/SINR for multi-user scheduling. For identifying the best beamformer, select w_m for which γ_k is the highest SNR/SINR.

Advantages of EVT: As MIMO systems can have many transmit and receive antennas, the feedback of full CSI at the transmitter is complicated. Partial CSI, like the best SNR/SINR link information, strikes an attractive trade-off. Linear combining techniques like selection combining (SC)/MRC/optimal combining (OC) will be employed at the receiver to improve the effective SINR at the MS. EVT will

TABLE V: Applications of EVT in relay networks

Ref	Application	SNR/SINR	Min/Max	Asymptotic Distribution
[27]	Opportunistic Scheduling with relays	Channel gain	Maximum	Gumbel
[28]	Multi-hop relays	Channel gain	Maximum	Gumbel
[8]	millimeter wave with relays	SNR	Maximum	Gumbel
[34]	Energy harvesting based relays	SNR	Maximum	Gumbel
[100]	Relays	Channel gain	Maximum	Gumbel
[101]	Relays	SNR	Maximum	Gumbel
[102]	Relays	Channel gain	Maximum	Gumbel

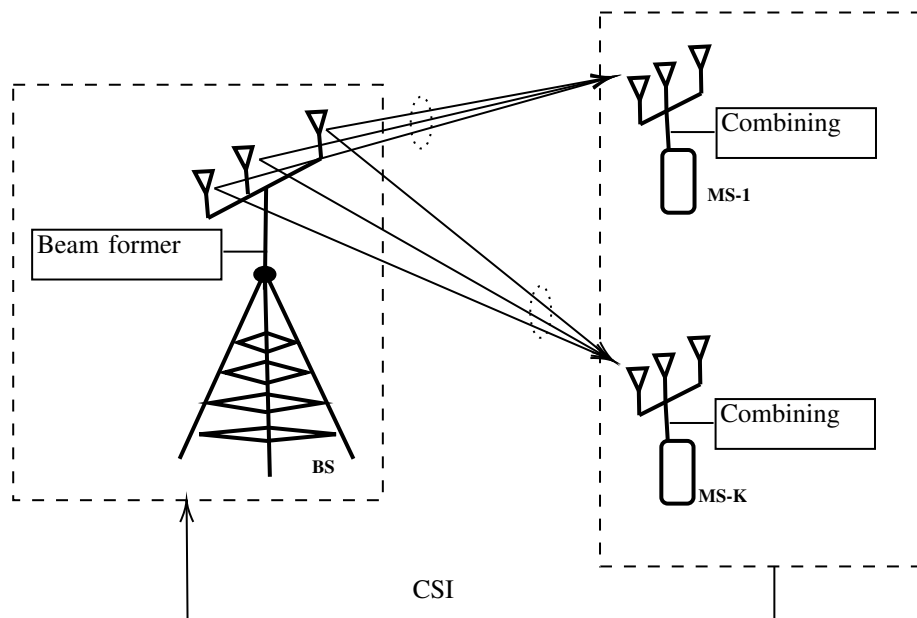


Fig. 11: MIMO

help derive and analyze metrics such as the average sum rate, ergodic sum rate, and scaling laws. As shown by Lee *et al.* [103], finding the distribution of SNR using zero-forcing beamforming (ZFBF) under a per antenna power constraint involves a complicated joint distribution of diagonal elements. The usage of EVT helped convert such a complicated problem to the simple problem of finding the minimum of chi-square RVs. random beamforming (RBF), with other-cell interference, involves a complicated SINR expression, as shown in [30]. Since finding the exact sum-rate expression would be difficult, the asymptotic expression can be derived with the help of extreme order statistics.

Applicability Illustration: As MIMO schemes involves more than one transmit and receive antenna, linear combining techniques will generally be applied at the receiver. Pun *et al.* [5] explored MIMO schemes with optimum combining, where the effective SIR is considered as a Pareto distribution. The limiting distribution of the maximum SIR is proved to be the Frechet type. Additionally, different beamforming techniques such as ZFBF and RBF are often used in MIMO. RBF with inter-cell interference [30] involve complicated SINR expressions relying on the chi-square and gamma RVs ratio. In the case of massive MIMO [32], many antennas are expected at the transmitter and receiver. In such a scenario, antenna selection involves the maximum and the top k maxima RVs. Hence, finding the exact distribution of the top k RVs would be difficult; instead, one can carry out an asymptotic analysis using extreme order statistics for sub-array/full-array antenna selection. In a multicasting scenario, knowing the minimum rate at which information needs to be transmitted is required. Hence, extreme order statistics are quite helpful in this context. The chi-square RV with n degrees of freedom is more often encountered in [104], [105], [33].

State of the Art: MIMO systems having many transmit and receive antennas, getting full CSI, to improve the sum-

rate may not be feasible. Instead, partial side information like the best SINR link of all links is very much useful in this context. Partial feedback like the max SINR link in capacity analysis is used by Sharif *et al.* [107]. In [5], EVT is used to derive the average sum rates and their scaling laws for joint opportunistic scheduling and receiver design for MIMO-space division multiple access (SDMA) systems. A MIMO system consisting of a BS with M transmit antennas and K MSs with N antennas each is considered. Hence, M orthonormal beamforming vectors are considered at the BS, and the best beamformer will be selected in a particular time slot. Linear rake receivers are studied along with different linear combining techniques (SC, MRC, OC) at the MS. In each time slot, the MS will calculate each beam's effective SINR and select the highest effective SINR beam. The limiting distribution for the effective SIR is derived and shown to be a Frechet-type distribution, while the limiting distribution for the effective SINR is shown to be of the Gumbel type.

Moon *et al.* [30] considered the MISO downlink in the presence of other-cell interference. A BS with M transmit antennas and K MSs with a single antenna each are considered. RBF is used at BS with $M_s (\leq M)$ number of orthonormal beamforming vectors. All the MSs will calculate the SINR for each beam and select the specific beam with the highest SINR. The concept of maximum order statistics is used to derive the asymptotic closed-form expression for the ergodic sum rate assuming a large number of users. The authors have proved that the asymptotic sum rate follows the Gumbel distribution. Lee *et al.* [103] considered the multi-user MISO downlink with ZFBF technique and also considered the per antenna power constraint. A MISO system consisting of a BS having M transmit antennas and K MSs, each with single antennas, is considered. First, they have proved that the received SNR in this context is characterized as the minimum of M chi-square RVs with parameter $M - K + 1$. EVT is used for finding the

asymptotic sum rate of multi-user-MIMO systems with ZFBF. The limiting distribution of received SNR is found to be of Weibull distribution.

In [106], the MISO system with random beamforming and selective feedback is analyzed by selecting the best beam from the feedback of best-L resource blocks. EVT is used to examine multi-user diversity's randomness for the selective feedback considered. Gao *et al.* [32] used EVT to derive the asymptotic upper capacity bounds for a massive MIMO system under the assumption of i.i.d. Rayleigh flat fading for both full-array and sub-array systems. In [31], EVT is exploited to derive the average signal-to-noise-plus-distortion ratio (SNDR) of a massive MIMO system with relays. The authors have considered the following two scenarios: a massive number of antennas at the source and a single antenna at the destination, and a massive number of antennas at both the source and destination. As the number of relays increases, the E2E SNDR of the system converges to Gumbel and Weibull distributions, respectively.

Multicasting in wireless communications refers to simultaneously transmitting information to multiple users. The information rate for multicasting transmission will be the lowest rate among all users. In [105], Park *et al.* studied the capacity limits of multicast channels in multi-antenna systems with the help of EVT. Here the authors selected some subset of base station antennas that maximizes the minimum SNR among the users. In [33], Park *et al.* studied the outage performance of the multi-antenna system using EVT. They derived closed-form expressions for the limiting distribution of multicast channels assuming a large number of users. Furthermore, they derived upper and lower bounds for the outage probability. In [104], Park *et al.* studied the performance of multiple antenna multicasting systems for spatially correlated channels. They also derived the exact and limiting distribution of SNR for multicasting systems. In the case of many users, it is proved that the power should be uniformly allocated to the eigenvectors of the transmit channel covariance with non-zero eigenvalues. Table VI showcases a range of applications of EVT in MIMO systems.

Summary/Takeaway: MIMO systems generally have multiple transmit and receive antennas. As we have multiple antennas at the receiver, different combining techniques [5] can be applied for improving the effective SNR/SINR. Moreover, beam-forming techniques like, ZFBF [103] and RBF [30],

[106] can be applied at the transmitter to improve the sum-rate. All these techniques lead to complicated SNR/SINR expressions. In some situations, deriving the exact expressions are difficult, forcing us to go for asymptotic expressions with the aid of EVT. In the case of massive MIMO [31], [32] or multicasting scenarios [33], [104], [105], transmit antenna subset selection involves modeling the distribution of top- k SNR/SINR RVs. Although simple Rayleigh fading is considered, we encounter more RVs like chi-square and Pareto due to the specific structure of MIMO schemes. EVT is beneficial in deriving the performance metrics like average sum rate, scaling laws, and channel capacity bounds.

E. URLLC Applications

As one of the pillars in 5G communication, URLLC aims for ensuring timely information delivery for mission-critical and latency-sensitive applications, which have rather stringent E2E delay requirements. In this regard, the 3rd Generation Partnership Project (3GPP) Release 15 specified the URLLC requirement for the E2E delay (measured at the ingress and egress points between the data link and network layers) of a small packet, e.g., 32 bytes, as the 1 ms target with the outage probability less than 10^{-5} [108]. In addition to specifying the delay outage probability as the URLLC requirement, further analyzing the threshold-violating event, i.e., the delay outage part, and minimizing its effect help remedy the system performance degradation. For example, in immersive services, retaining the threshold-violating delayed data at the head-mounted display than plainly dropping them imposes lower degradation of the user's quality of experience.

The E2E latency is also related to the maximal latency and can affect the age of information (AoI). Its relationship with the maximal latency can be intuitively understood. In real life, the disasters such as car accidents and fire accidents usually occur in worst-case situations. Hence, investigating the performance degradation imposed by the maximal latency in the spatial (i.e., in the network) or temporal (i.e., over a time period) context can provide further insights for URLLC system design. In some applications of vehicle-to-vehicle (V2V) communication and of the industrial Internet of Things (IoT), up-to-date environment information is desired at the receiver regarding the safety concerns and production failures. In this situation, maintaining the freshness of the available information at the receiver is crucial for the transmitter even

TABLE VI: Applications of EVT in MIMO systems.

	Application	SNR/SINR	Min/Max	Asymptotic Distribution
[5]	MIMO-SDMA with Linear combining	SINR, SIR	Maximum	Gumbel, Frechet
[30]	MISO with RBF	SINR	Maximum	Gumbel
[103]	MISO with ZFBF	SNR	Minimum	Weibull
[106]	MISO with RBF	Channel gain	Maximum	Gumbel
[31]	Massive-MIMO	E2E-SNDR	Maximum	Weibull, Gumbel
[104]	Multicasting (MIMO)	SNR	Minimum	Weibull
[32]	Massive-MIMO	Channel gain	Maximum	Gumbel
[105]	Multicasting (MIMO)	SNR	Minimum	Weibull
[33]	Multicasting (MIMO)	SNR	Minimum	Weibull

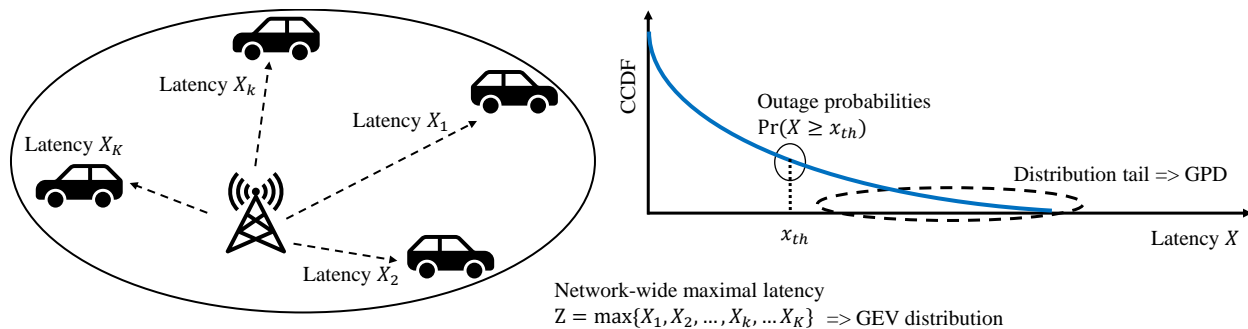


Fig. 12: URLLC illustration.

at the expense of using excessive communication resources. Explicitly, more frequent transmissions result in more up-to-date information, but dissipate more energy. We can evaluate the information freshness by the AoI metric [109], which is measured at the receiver and defined as the time elapsed since the data was generated until the current time instant. Briefly, when the receiver obtains the new data, the AoI is equivalent to the E2E latency. Then, before the next data is successfully received, the AoI increases by the storage time. Since the E2E latency is incorporated in the AoI, the URLLC performance directly affects the AoI.

System Description: Let us consider a system in which multiple transmitters send their own data to the respective receivers. For a single link, we denote the E2E latency of a data packet as a random variable X . Then, the aforementioned URLLC requirement (defined by 3GPP) can be mathematically expressed as

$$\mathbb{P}(X > x_{\text{th}}) \leq \epsilon, \quad (15)$$

in which x_{th} and ϵ are the delay threshold and tolerable probability, respectively. Thus, with respect to the threshold x_{th} , the threshold deviation² value of the E2E delay X is given by

$$Y|_{X>x_{\text{th}}} = X - x_{\text{th}} > 0, \quad (16)$$

whose mean, variance, and higher-order statistics require a dedicated focus as motivated above. We further denote all transmitter-receiver links as a set \mathcal{K} and index the delay of the k th transmitter-receiver link with the subscript k , i.e., X_k . The maximal latency over the network is accordingly defined as

$$Z = \max_{k \in \mathcal{K}} \{X_k\}. \quad (17)$$

Note that the AoI (denoted by a function $A(t), \forall t \geq 0$) measures the age of the receiver's latest available information. Let us index the transmitter's sequentially-updated data by $n \in \mathbb{Z}^+$. When the successful reception of the n^{th} data occurs at time instant t^n , the AoI is the E2E delay of the latest data, i.e., $A(t^n) = X^n$. Here, we add the superscript n to the E2E delay. Then before the next data is delivered, the AoI increases linearly with time. The general AoI function can be expressed as

$$A(t) = X^n + t - t^n, \quad \forall t \in [t^n, t^{n+1}), n \in \mathbb{Z}^+. \quad (18)$$

²Threshold deviation refers to the difference between a measured value and a preset threshold.

Depending on the transmission and scheduling schemes of the network concerned, the E2E delay X^n may include the transmission delay, propagation delay, queuing delay, processing delay, computation delay, and/or other delay sources.

Advantages of EVT: The tolerable outage probability $\epsilon = 10^{-5}$ in the URLLC regime is rather small, as specified previously. In some use cases, the URLLC requirements are even more stringent, e.g., $\epsilon = 10^{-9}$ [110]. Given these values, we are mainly concerned about the distribution tail for the delay outage and threshold deviation. Additionally, the network density is expected to increase drastically. While studying the worst-case metric, we can focus on the asymptotic performance. However, since the communication network becomes more complex, we may not be able to tractably find the tail distribution of the E2E delay X and to further derive the asymptotic distribution of the maximal delay Z from $F_Z(z) = \prod_{k \in \mathcal{K}} F_{X_k}(z)$. Since EVT provides a powerful framework of characterizing the tail behavior of the generic distribution and of analyzing the asymptotic statistics of the maximum and minimum, we can resort to EVT to address these dilemmas in the performance analysis and system design of URLLC.

Applicability Illustration: To characterize the tail distribution of an arbitrary random variable X in (15) by EVT, we first stipulate a constant value $d \leq x_{\text{th}}$ associated with $\mathbb{P}(X > d) = \delta \geq \epsilon$. Then we derive

$$\begin{aligned} \mathbb{P}(X > x_{\text{th}}) &= \frac{\mathbb{P}(X > d)\mathbb{P}(X > x_{\text{th}}, X > d)}{\mathbb{P}(X > d)} \\ &= \delta \mathbb{P}(X > x_{\text{th}} | X > d). \end{aligned} \quad (19)$$

Assume that for the selected d , the conditional value $Y|_{X>d} = X - d > 0$ satisfies the Pickands–Balkema–de Haan theorem [69], i.e.,

$$\bar{F}_{Y|_{X>d}}(y) = \mathbb{P}(X - d > y | X > d) = \bar{G}(y; \sigma, \xi). \quad (20)$$

Note that the values of the characteristic parameters σ and ξ vary with the selected d . Thus, by incorporating (19) and (20), the tail distribution of the delay can be approximated by a GPD as follows:

$$\mathbb{P}(X > x_{\text{th}}) \approx \delta \bar{G}(x_{\text{th}} - d; \sigma, \xi), \quad (21)$$

even though the tractable derivation of the delay is not available. Moreover, threshold deviation (16) can also be characterized by the statistics of the GPD by setting d as x_{th} in

(20). Regarding the maximal delay, for simplicity we assume that all links' delay statistics are identical. As the number of the network entities is ever increasing, the maximal delay Z in (17) approaches the asymptotic regime, where the maximum can be characterized by a generalized extreme value (GEV) distribution by referring to the Fisher–Tippett–Gnedenko theorem [69]. Finally, the performance analysis and system design of URLLC are based on the closed-form expressions of the statistics of the GPD and GEV distribution or their characteristic parameters.

State of the Art: Mouradian [35] studied the excess delays in wireless networks with the aid of EVT. Specifically, considering the block maxima and the peak over the threshold of the inter-beacon delay in vehicular ad hoc networks as a case study, the fitness between the GEV distribution/GPD and the empirical data samples was investigated. Mehrnia and Coleri [19] proposed a new methodology for characterizing the extreme events of the wireless channel model in URLLC communication based on EVT. Given the sequence of received power samples, they will be converted to i.i.d. samples by removing the dependency. Lower tail statistics are derived for the i.i.d. received samples using the GPD. The authors also derived the optimum threshold for characterizing the lower tail statistics and further specified the stopping conditions to find the minimum number of samples required for the tail estimation using GPD. In [36], EVT determines the transmit rate selection for URLLC. Assuming that the receiver receives a packet in the presence of an unknown channel, the received power values at the receiver are used to fit the GPD distribution to the channel's tail distribution. Using this, the optimum transmission rate is selected, which satisfies the URLLC constraints.

Liu *et al.* [37], [38] focused their attention on task of-

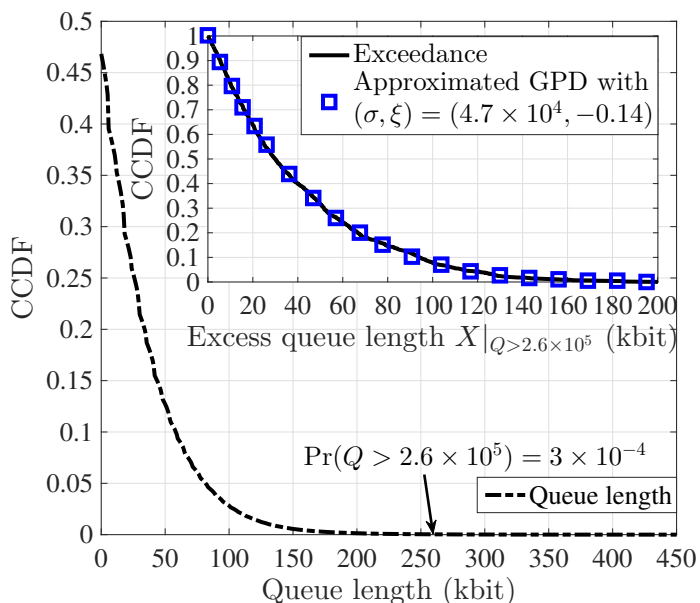


Fig. 13: Approximation of the delay distribution tail by the GPD [37]

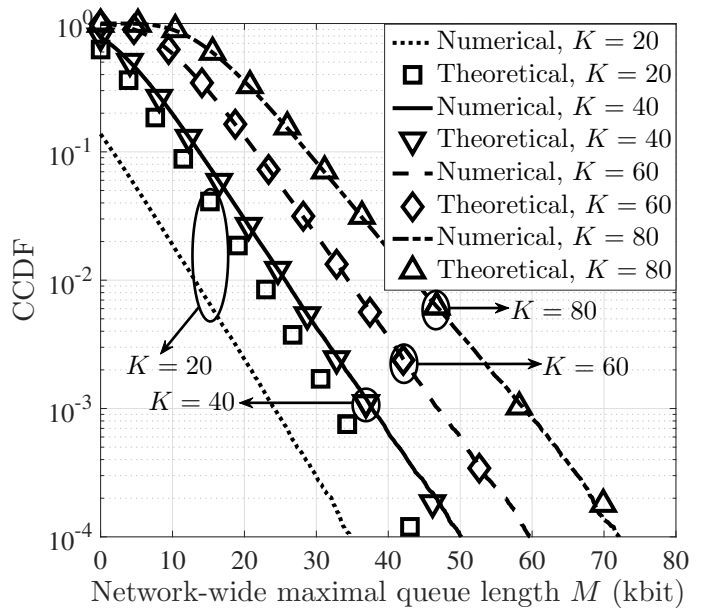


Fig. 14: Approximation of the maximal delay distribution by the GEV distribution [56].

flooding as well as the transmit power and computation frequency allocation in a multi-user multi-server multi-access edge computing (MEC) system, where the servers are deployed at the network edge to provide computation services for mobile users. Each user has two queuing buffers, one for local computation and one for offloading, respectively, while each server has the queuing buffers for the offloaded tasks from all users. By optimizing over each user's transmit power and computation frequency allocation along with each server's computation resource scheduling, the authors aimed for minimizing the users' transmit and computation power consumption subject to specific statistical constraints on each queue length. Specifically, the constraint on the queue length violation probability was first considered. Furthermore, taking into account the event of queue length violation, the authors characterized the violation events by the GPD and imposed constraints on the GPD parameters. The resource allocation and scheduling approaches relied on using Lyapunov optimization in [37], [38]. Moreover, the authors considered the load balancing problem among servers and proposed a user-server association approach by resorting to matching theory [38]. In [39], the task offloading problem is formulated by Zhou *et al.* with the help of multi-armed bandits (MAB) in the Internet of health things. To characterize the URLLC constraint, the tail distribution of extreme events is approximated by GPD. In [40], Zhu *et al.* considered a multi-server MEC network with the transmission/offloading of the information in the form of finite block-length codes. EVT is applied in characterizing the extreme event of queue length violation.

Samarakoon *et al.* [41] studied the transmit power allocation problem in V2V communications in which the GPD is used for characterizing the tail distribution of the queue length. The authors considered centralized learning and federated

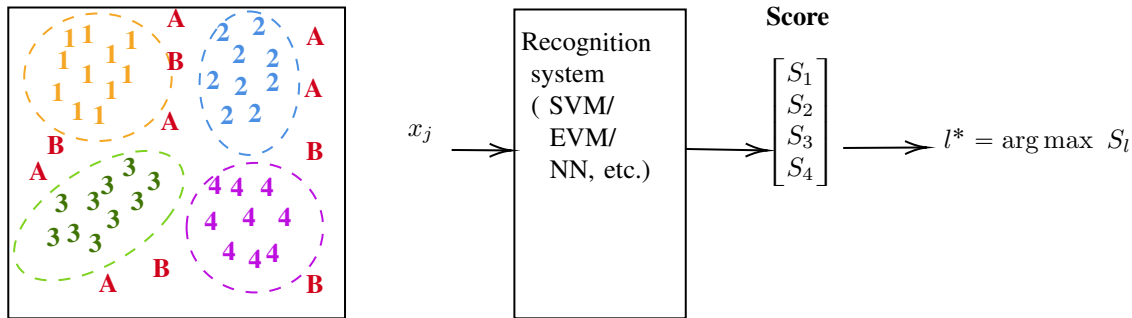


Fig. 15: OSR in Machine learning. 1,2,3 and 4 are known class samples for training the network. Along with the known class samples, Unknown classes like A and B will also appear in testing phase. OSR should identify these unknown classes apart from classifying the known classes.

learning frameworks to characterize the GPD parameters. In the centralized framework, all vehicular user equipments (VUEs) send their local queue length samples to the roadside unit (RSU). The RSU learns the GPD parameters using all samples and feeds back the parameters to all VUEs. In the federated learning framework, each VUE learns the local GPD parameters with the aid of its own queue length samples. Then, instead of the queue length samples, the VUEs share their own learned parameters with the RSU. The RSU then finds the global GPD parameters by aggregating all local parameters and sends the global parameters to all VUEs. Liu and Bennis [111] further considered the correlation of the data samples in federated learning for the GPD parameters.

Considering the V2V network, Liu and Bennis [56] took into account the network-wide maximal queue length among all VUEs and studied the transmit power allocation problem. The objective of the optimization problem was to minimize the sum of all VUEs' time-averaged transmit power subject to specific time-averaged constraints on the mean and variance of the maximal queue length. The authors proposed an EVT-based power allocation approach in which first the GEV distribution is leveraged for characterizing the maximal queue length. Then the estimation of the GEV distribution parameters is aided by the Pickands–Balkema–de Haan theorem [69]. Based on the estimated GEV distribution, the VUEs are allocated the transmit power if they have the chance to reach the maximal queue length. Liu *et al.* [112] focused on the maximal transmission latency in the unmanned aerial vehicle (UAV) deployment problem. They characterized the maximal latency by the GEV distribution and incorporated both EVT and Gaussian process regression to predict the maximal latency statistics for any arbitrary position of the UAV.

In [17], [42], [113], [114], the authors minimized the transmit power, respectively, in V2V communication and in industrial IoTs subject to a probabilistic constraint on AoI threshold violation events, which are further characterized by the GPD. Hsu *et al.* [42], [114] further leveraged federated learning for GPD characterization. The maximal AoI evaluated over a time period in industrial IoT was considered in [115]. Therein, Liu and Bennis characterized the maximal AoI as the GEV distribution and focused their attention on taming the tail behavior of the maximal AoI, while minimizing the sensor's

transmit power and transmission block length.

Summary/Takeaway: Since the tolerable delay outage probability is very small in the URLLC regime, we focus on the tail distribution of the delay. Thus, the GPD can be leveraged for characterizing the outage probability. Similarly, the GEV distribution assists in characterizing the maximal delay within the network. Then we can design the URLLC system around these characteristic parameters.

F. Extreme Value Theory and Machine Learning

In traditional machine learning classification tasks, the focus is on closed-set recognition, where both training and testing samples come from known or seen classes. However, in real-world applications, classification tasks may involve samples from unknown or unseen classes, a scenario known as open set recognition (OSR). The core challenge in OSR is to correctly identify samples from these unknown/unseen classes during testing. EVT is applied in the analysis of post-recognition scores. Moreover, the MAB framework involves selecting the arm with the highest reward to maximize cumulative gain over multiple trials. EVT is useful for analyzing the distribution of maxima and minima in the MAB context.

System Description: The dataset provided to the recognition system includes both known and unknown classes. Only a subset of classes is used during training, while the remaining classes are reserved for testing. As illustrated in Fig. 15, classes 1, 2, 3, and 4 are treated as known classes for training, while classes A and B are considered unknown. In closed-set recognition, training and testing are performed using only the known classes. In contrast, OSR systems are tested with both known and unknown classes. The recognition system can be implemented using various algorithms in ML such as support vector machine (SVM), extreme value machine (EVM), or neural network (NN), which output scores or probabilities [43], [49] for a test sample relative to all the trained classes. The test sample is then assigned to the class with the highest score. Some models also account for reconstruction errors [44], [46], [47] or distance distributions [50], [23] to identify unknown classes.

Advantages of EVT: In general, if the test sample is taken from the trained classes, the score of the class to which it belongs would be higher (match score), and the rest of

the classes' scores (non-match score) would be lower. If an unknown class sample is taken for testing, the score for all the trained classes should be very low. Hence, an appropriate threshold on this score will differentiate the unknown from a known class. One can observe that in the distribution of scores, the unknown class sample either falls in the upper tail of the non-match score or the lower tail of the match score. Thus, the GPD or GEV distributions from EVT help analyze the score distributions to identify the unknown classes in the OSR context. As we can identify the unknown classes during the testing phase, one can update/retrain the models (incremental learning) with the unknown classes. In this case, retraining is carried out by considering all the samples of the new classes and only a few percentages of samples of previously trained classes.

Applicability Illustration: The extreme values of a score distribution obtained by any recognition task can be modeled as the reverse Weibull distribution/Weibull distribution depending upon the data boundedness. If the data is bounded above, it can be modeled as a reverse Weibull distribution. If the data is bounded below, it can be modeled as a Weibull distribution. The lower tail of matched scores can be modeled as Weibull distribution, and the upper tail of non-match scores can be modeled as reverse Weibull distribution [43]. In [50], [23], margin distances were modeled as Weibull/GEV distributions in proposing new classifiers like EVM and GEV. As the GPD can model the tail distribution, reconstruction errors in [44], [46], [47] were modeled as GPD. In the MABs scenario, each arm should give the maximum. Therefore, assuming the Gumbel/GEV distribution for each arm is more suitable as mentioned in [116], [117].

State of the Art: Initially, EVT was applied to post-recognition score analysis [118], [119], where the lower tail of the match score was modeled as a Weibull distribution, and the upper tail of the non-match score as a Reverse Weibull distribution. However, OSR was not considered in these studies. Scheirer *et al.* proposed an OSR model having a compact abating probability (CAP), where the probability of class membership decreases as we move from known to unknown classes. Using EVT, they introduced a Weibull-calibrated SVM (W-SVM), where training samples are split into match samples (for class y , $x \in K^+$) and non-match samples (for class $\neq y$, $x \in K^-$). For a given sample $x_i \in K = K^+ \cup K^-$, the SVM decision score s_i is computed. Match and non-match sample scores are collected separately, with non-match scores modeled as a reverse Weibull distribution and match scores modeled as a Weibull distribution. During testing, probabilities

$$\mathbb{P}_\psi(y | f(x)) = e^{-\left(\frac{f(x)-v_\psi}{\lambda_\psi}\right)^{\kappa_\psi}}, \quad (22)$$

$$\mathbb{P}_\eta(y | f(x)) = 1 - e^{-\left(\frac{-f(x)-v_\eta}{\lambda_\eta}\right)^{\kappa_\eta}}, \quad (23)$$

are calculated for each test sample. They used these two estimates to determine the probability of class membership. The product $\mathbb{P}_\psi \times \mathbb{P}_\eta$ represents "the probability that the input belongs to the match class and is NOT from any known non-match classes".

Zhang and Patel [44] introduced an OSR method using sparse representation-based classification (SRC), where reconstruction errors for test samples are smaller for matched classes than for non-matched ones. They applied EVT to model the tail distribution of reconstruction errors for matched classes. The authors also found that sparse coefficients for open-set examples differ significantly from closed-set ones. Analyzing the non-matched reconstruction error sums revealed distinct distributions for closed-set and open-set samples. To enhance OSR performance, they combined the right tail of the matched class distribution and the left tail of the non-matched distribution using GPD to identify unknown classes.

As a further advance, Bendale and Boulton [45] introduced the Open Max algorithm to reject open-set samples. They used values from the penultimate layer of deep networks as activation vectors (AVs) and proposed an EVT-based meta-recognition algorithm to detect outliers. Each class is represented by a mean activation vector (MAV), computed as the mean of correctly classified samples. For an input image, the distances between the MAV and correctly classified samples are calculated. Weibull fitting is applied to the largest distance, which is then used to estimate the probability of outlier detection.

Oza and Patel [46] proposed an OSR method using a class-conditioned autoencoder with a two-stage training process: closed-set and open-set. Closed-set training involves a general encoder and classifier with traditional loss functions, while open-set training focuses on training the decoder by freezing the autoencoder's parameters. The decoder minimizes reconstruction errors for matched labels and poorly reconstructs non-matched labels. Reconstruction errors are modeled with EVT, where matched and non-matched errors follow a GPD. During testing, if the reconstruction error is below a threshold, the sample is considered a known class; otherwise, it is labeled as unknown.

Bridge *et al.* [120] proposed the GEV activation function, based on EVT, to improve performance on unbalanced data. Unlike the sigmoid function, the GEV activation, implemented as a trainable layer, enhanced results in tasks like COVID-19 image classification.

Ni and Huang [48] used a deep discriminative representation network (DDRN) to embed human gait features, applying EVT to find the class-inclusion probability (CIP). Known identities cluster in the embedding space, while unknown ones are distant. They modeled class-specific distances with reversed Weibull distribution and used a threshold to identify unknown samples.

Yang *et al.* [47] developed an intrusion detection system using class-conditioned autoencoders, where reconstruction errors for known attacks are smaller than those for unknown ones. They applied EVT to model the distribution of these errors, identifying unknown attacks by comparing the test sample's reconstruction error to the tail of the training error distribution, modeled by GPD.

As a further development, Yu *et al.* [49] proposed a framework for open set fault diagnosis (OSFD), addressing unpredictable fault modes during testing. OSFD is split into shared-domain OSFD (SOSFD) and cross-domain OSFD (COSFD),

TABLE VII: Applications of EVT in ML.

Ref	Application	Score/Reconstruction error	Weibull/GEV/GPD
[43]	Weibull- calibrated SVM (W-SVM)	Score	Weibull/Reverse Weibull
[44]	Sparse-representation	Reconstruction error	GPD
[45]	Open-Max algorithm	Distance	Weibull
[46], [47]	Class-conditioned autoencoder	Reconstruction error	GPD
[48]	Deep discriminative representation network	Distance	Reverse Weibull
[49]	CNN	Score	Weibull
[50]	EVM	Distance	Weibull
[23]	GPD and GEV Classifiers	Distance	GPD and GEV

where SOSFD uses a 1-D convolutional neural network (CNN) trained on identical training and test distributions, while COSFD employs a bilateral weighted adversarial network for different distributions. Recognition scores from these models are fitted to a Weibull distribution using EVT. The probability of a test sample belonging to a known class is calculated using the Weibull CDF, with samples surpassing a threshold classified as unknown.

Gong *et al.* [121] proposed a deep neural network for open-set wireless signal identification, consisting of three parts: multi-task based feature extractor and classifiers (MC), an improved counterfactual generative adversarial network (GAN), and an open-set classifier (OSC). The MC, with a CNN feature extractor, learns general input representations. After training, the classification error is modeled with EVT to identify boundary samples, which are then fed into the counterfactual GAN to generate synthetic open-set samples. The OSC uses both synthetic and original samples to perform OSR.

Rudd *et al.* [50] introduced the EVM classifier, leveraging EVT concepts. For each training sample (x_i, y_i) , the margin distance to the closest sample from a different class is calculated as $m_{ij} = \|x_i - x_j\|/2$. The authors focus on finding the maximum margin distance and its distribution. Using the margin distribution theorem, they showed that the distribution of minimal margin distances follows a Weibull distribution. Based on this, the probability that an unknown sample x' belongs to the boundary of x_i is:

$$\Psi(x_i, x' : k_i, \lambda_i) = e^{-\left(\frac{\|x_i - x'\|}{\lambda_i}\right)^{k_i}}. \quad (24)$$

The probability that sample x' belongs to class \mathcal{C}_l is $\hat{\mathbb{P}}(\mathcal{C}_l|x') = \arg \max_{i: y_i = \mathcal{C}_l} \Psi(x_i, x' ; k_i, \lambda_i)$. The final classification decision is given by

$$y^* = \begin{cases} \arg \max_{l \in \{1, \dots, M\}} \hat{\mathbb{P}}(\mathcal{C}_l|x'), & \hat{\mathbb{P}}(\mathcal{C}_l|x') \geq \delta, \\ \text{Unknown}, & \text{otherwise,} \end{cases} \quad (25)$$

where δ is a threshold for classifying known versus unknown classes.

Vignotto and Engelke [23] introduced the GPD and GEV classifiers for anomaly detection based on EVT. In the GPD classifier, distances $D_i = |x_i - x_0|$ between a new sample and training data are fitted to a distribution. If the lower tail matches the normal class, x_0 is normal; otherwise, it's abnormal. The shape parameter ξ is estimated using Hill's estimator and compared to a threshold. The nearest neighbor

distance D_i^{\min} is computed for each training sample in the GEV classifier. A negative GEV distribution is fitted, and if $\mathbb{P}(-D^{\min} < -d_0^{\min})$ is small, x_0 is abnormal.

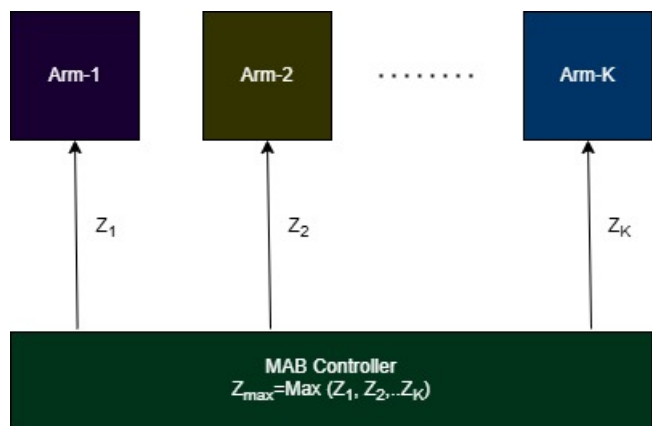


Fig. 16: MAB with EVT

The authors proposed a new approach for outlier/anomaly detection in time series data with the help of EVT in [122]. Dang *et al.* [123] introduced the open set model with incremental learning (OSmL) framework, which consists of two parts. In the first part, an exemplar selection method is used to identify the boundary samples for each class, representing the class with these edge samples. In the second part, these edge samples are used for training and testing with the EVM algorithm proposed by Rudd *et al.* [50]. Wilson *et al.* [124] focused on modeling Geospatio-Temporal data to predict extreme events using deep learning. They applied the GPD to model excesses over a threshold, which fits well with the data. The parameters of the GPD are learned through deep learning techniques, while GAN are used to generate artificial data samples that match a known distribution. Authors [125] proposed ExGAN, known as Extreme-GAN, for generating extreme samples of known distribution with the help of EVT. Table VII presents different ways in which EVT is applied in ML scenarios.

The framework of MAB allocates limited resources to multiple competing options to maximize the cumulative gain. In a one-armed bandit, pulling the lever gives a specific reward. Consider a slot machine with n arms, where each arm has its own unknown prior distribution. Each arm's selection has its merits/demerits, so the challenge here is to select the arms sequentially, one by one, to maximize the total cumulative

gain. Hence, the best arm may be selected from the set of available arms in each time slot. Here the concept of exploration and exploitation is used, where the first few trials are used to explore which arms are giving the maximum rewards. The arms selected after the exploration will be exploited in the subsequent trials to maximize the cumulative gain.

MAB problems involve selecting arms to maximize cumulative rewards over time, with each arm having an unknown reward distribution. EVT is applied in MAB to model and analyze the tail behavior of reward distributions, focusing on identifying the maximum rewards across multiple trials. By incorporating EVT, MAB algorithms can better estimate the extreme outcomes, optimizing decision-making in uncertain environments. As illustrated in Fig. 16, the MAB problem involves selecting from multiple arms to maximize cumulative rewards, balancing exploration (trying new arms) and exploitation (choosing the best-known arm).

Cicirello and Smith [116] proposed a new variation of MAB called Max K-armed bandit with the idea to allocate the trials to maximize the expected best single sample reward. Here the authors assumed that each arm draws a sample from the Gumbel distribution. To maximize the expected max single sample reward in N trials, the authors proved that the best arm observed should be sampled at a rate increasing double exponentially relative to the number of samples given to the other $k - 1$ arms. Streeter and Smith [117] presented an asymptotically optimal algorithm for the max-k armed bandit problem. Here, the authors considered the issue of allocating the trials to a set of k slot machines, where each gives its reward from an unknown distribution. They considered each arm reward to be drawn from a GEV distribution with unknown parameters. Consider the i^{th} arm and pull it n times, furthermore let m_n^i denote the expected maximum reward for i^{th} arm. The authors explored the samples of the i^{th} arm to identify the estimate of m_n^i as \hat{m}_n^i along with property that

$$\mathbb{P} [|\hat{m}_n^i - m_n^i| < \epsilon] \geq 1 - \delta. \quad (26)$$

In exploitation \hat{i} will be selected for the remaining trials, where we have

$$\hat{i} = \operatorname{argmax}_{1 \leq i \leq k} \hat{m}_n^i. \quad (27)$$

The authors also derived the so called probably approximately correct (PAC) bounds on the sample complexity of estimating m_n . Carpentier and Valke [126] proposed the Extreme Hunter algorithm for extreme bandits and provided their analysis. The classical bandits focus on the arm with the highest mean, but the extreme bandits focus on the arm with the heaviest tail. Given k-armed bandits, in each timestamp t , a sample $X_{k,t}$ is emitted from the k^{th} arm with an unknown probability distribution P_k . The learner selects the arm I_t , and the corresponding sample is $X_{I_t,t}$. The reward for the learner is defined as

$$G_n^L = \max_{t \leq n} X_{I_t,t}. \quad (28)$$

The optimal strategy is to select the arm with the heaviest tail, and the expected reward is

$$\mathbb{E} [G_n^*] = \max_{k \leq K} \mathbb{E} \left[\max_{t \leq n} X_{k,t} \right]. \quad (29)$$

They have considered a second-order Pareto distribution for P and defined the terminology extreme regret as

$$\begin{aligned} \mathbb{E} [R_n^L] &= \mathbb{E} [G_n^*] - \mathbb{E} [G_n^L] \\ &= \max_{k \leq K} \mathbb{E} \left[\max_{t \leq n} X_{k,t} \right] - \mathbb{E} \left[\max_{t \leq n} X_{I_t,t} \right]. \end{aligned} \quad (30)$$

So the minimization of extreme regret is achieved by pulling the specific arm with the heaviest tail.

Summary/Takeaway: The task of a recognition system is to identify the class belongingness of unknown/known test samples. In general, closed-set/open-set recognition systems will specify the score/probability of the test sample with respect to all the trained class samples. Post-recognition scores of the match and non-match samples are helpful for identifying unknown classes. Various recognition systems were analyzed in the context of OSR, starting from SVM to more complex deep neural networks. Either score [43], [49] or reconstruction errors [44], [46], [47] were considered in fitting the Weibull/reverse Weibull distributions to analyze the tail behavior in deciding upon unknown samples. The authors of [44], [46], [47] considered the GPD for tail analysis. The key takeaway is one can analyze the tail behavior of the post recognition system score in identifying the unknown/known test sample with the help of EVT. Moreover, the GEV/Gumbel distribution helps in getting the maximum cumulative gain for MABs.

G. Various other applications

1) *Energy Efficiency:* The number of mobile users escalates, leading to substantial energy consumption in wireless systems. The number of bits transmitted per unit of power consumption is referred to as energy efficiency. One must use energy efficiently to cater for the ever-increasing wireless traffic demands. The following literature survey will present how EVT is used for improving energy efficiency. Considering the double Nakagami fading channel of wireless sensor networks [58], Bahl *et al.* focused on the energy efficiency of multicast systems. The asymptotic expression of the CDF of the minimum SNR was derived with the aid of EVT. The authors also proved that the minimum SNR distribution converges to a Weibull distribution, and they analyzed the throughput. Furthermore, the network energy efficiency is given by the ratio of the total throughput divided by the total power consumption. Considering the uncertain nature of wireless channels and the network queue size, the authors in [127] focused on the energy efficiency of MEC systems. Therein, EVT was used for deriving the probability of uncertain events.

2) *Signal Detection:* Milstein *et al.* [3] studied the detection problem of noisy binary signal. Furthermore, the detection error probability was estimated by using EVT. Moreover, in [128], BER estimation was carried out by using EVT. In [129], the performance of EVT and GEV estimators considering factors like the estimation methods, sample size, and initial distribution is carried out with the aid of Monte Carlo simulations.

3) *OFDM*: By exploiting that the band-limited OFDM signal converges weakly to a specific Gaussian random process, the expression for the distribution of the peak-to-mean envelope power ratio (PMEPR) was derived by Wei *et al.* in [59]. Then an approximation of the PMEPR distribution of the OFDM signal is expressed by applying EVT. Additionally, considering an OFDM system suffering for high fade rates, Kalyani and Giridhar [13] proposed an EVT-based Huber-M estimator for decision-directed channel tracking. In [60], Jiang *et al.* proposed an analytical expression for peak-to-average power ratio (PAPR) distribution in OFDM systems under the constraint of unequal power allocation to the individual subcarriers using EVT. In [130], EVT is used to derive the complementary CDF of the PAPR for the maximum ratio transmission (MRT) and equal gain transmission (EGT) techniques conceived for OFDM systems. Considering the transmit antenna correlation in [131], the authors derived the CDF of the received SNR for the transmit diversity, antenna selection, and spatial multiplexing modes of multi-antenna transmission schemes. Furthermore, EVT was used in the asymptotic analysis of maximum throughput transmission.

4) *Decision Directed Channel Tracking*: EVT has been effectively employed for channel estimation using decision directed channel tracking [12]–[15]. It has also been used for mitigating narrow-band interference in OFDM systems [12]. The presence of multiple narrow-band interferences in OFDM systems leads to an outlier-contaminated Gaussian regression problem, and Kalyani and Giridhar [12] used EVT-based weights to update their M estimator-aided solution. The proposed estimator outperforms both the Gaussian PDF-based ML estimator and an M estimator based only on Huber's cost function [12]. The authors of [14], [15] also demonstrated how EVT can be used for reducing error propagation induced by wrong symbol decisions during decision directed channel tracking. While conventional estimators like the 2D-minimum mean square error channel estimator and the expectation maximization based Kalman channel estimators cannot handle such scenarios, the EVT-based solution of [14], [15] has a significantly better error rate performance.

5) *Network Throughput*: In [132], EVT is used by Gesbert and Kountouris to derive the scaling laws of the network's sum rates by assuming that the number of users per cell increases. Considering the cases of both perfect and imperfect interference CSI, Ji *et al.* [133] derived the asymptotic capacity of a multicast network in a spectrum-sharing system by using EVT.

6) *User Scheduling*: A resource redistributive opportunistic scheduler was designed in [134] to enhance resource utilization relying on weighted fairness. The authors used EVT to prove that as the number of users becomes large, the throughput loss is linear by proportional to the degree of weighted fairness. In [16], the opportunistic multicast scheduling scheme was proposed to strike a trade-off between multi-user diversity and multicast gain in cellular networks. Briefly, a subset of users are selected at an optimal rate for delay minimization in each time slot. EVT was used for their system delay analysis in both homogeneous and heterogeneous networks. In [61], Al-Ahmadi studied the asymptotic capacity

of opportunistic scheduling in the face of shadowed Nakagami fading using EVT. The author showed that the maximum of i.i.d. generalized- K RVs converges to the Gumbel distribution. In [6], Kalyani and Karthik utilized EVT in deriving the equations of scheduling gain and spectral efficiency in OFDM systems for both the proportional fair and maximum rate scheduling algorithms

7) *Energy Harvesting*: Considering the WPS systems in [135], Xia and Aissa focused on the power transfer efficiency of the users on the average output direct current (DC) power. Furthermore, they derived the limiting distribution of maximum instantaneous output DC power among users in two scenarios namely for both symmetric and asymmetric users. Their result showed Gumbel-type and Frechet-type distributions for the symmetric and asymmetric cases. In [136], Ding proposed a pair of efficient transmission strategies, i.e., wireless power transfer-assisted non-orthogonal multiple access and backscatter communication-assisted non-orthogonal multiple access (BAC-NOMA) for IoT devices. The asymptotic analysis of the outage probability error floor of BAC-NOMA is considered with the aid of EVT.

8) *Threshold Selection*: In [62], Abdelmoniem *et al.* focused on designing an efficient gradient compression technique of minimal overhead for distributed training systems. Here, the sparsity of gradients is exploited to model the gradients with the aid of some sparsity-inducing distributions. They used EVT to propose a threshold-based sparsification method termed as, Sparsity-Inducing Distribution based Compression.

9) *Target Detection*: In most target detection problem, constant false alarm rate (CFAR) detectors assume that the interference probability distribution belongs to a distribution family, e.g., generalized gamma or K-distribution. However, without any specific assumptions conceiving the interference, Piotrkowski [137] proposed a CFAR detector by using EVT. As a further development, Broadwater and Chellappa [138] incorporated the features of the GPD and the Kolmogorov–Smirnov statistical test in their algorithm for determining the detection threshold. The proposed approach can adaptively maintain low false alarm rates in the presence of targets.

10) *Localization*: An indoor localization problem was studied in [63] by Yang *et al.* based on the received signal strength indication. The authors proposed a trilateration algorithm for localization by using EVT.

11) *Spectrum Utilization*: Rocke and Wyglinski [139] investigated the modeling of the geographically varying spectrum utilization. Specifically, the GPD was used to characterize the statistics of the overall spectrum occupancy. Rocke [140] focused the attention on the harm claim threshold, which is a regulatory approach conceived for controlling the interference. Accordingly, the receivers are designed to operate within acceptable performance levels controlled by thresholds. The author used EVT to characterize the receiver environment.

12) *Packet Error Rate analysis*: EVT was also used to approximate the packet error rate (PER) of uncoded schemes in AWGN channels in [141]. The approximation holds for any finite SNR values and packet lengths instead of the asymptotic case. A generic BER approximation expression is presented

first by using EVT, and then the PER expressions are derived. Here, the PER is asymptotically approximated by the Gumbel distribution, as the packet length tends to infinity.

13) *Antenna Array Performance*: In [142], EVT was used by Krishnamurthy *et al.* to find the maximal side lobe value of an antenna array. First, at each angle of the array field, the beampattern distribution expression was approximated by an exponential distribution, and the authors proved that the maximal sidelobe follows the Gumbel distribution.

14) *Backscatter Communication*: EVT was used in [143] by Li *et al.* to derive an approximate expression for the ergodic capacity of a backscatter communication system, where the tags, e.g., of radio frequency identification (RFID), harvest energy from externally-generated carriers for tag circuit operation and signal backscattering. Therein, the tag with the maximum SNR is selected for combating double fading. In [144], Al-Badarnah *et al.* studied an RFID backscatter communication system consisting of a monostatic RFID reader and multiple tags. The authors used order statistics to analyze system performance by selecting the k^{th} best SNR value among all read-tag links and derived asymptotic expressions for average and effective throughputs.

15) *Applications for i.n.i.d. RVs*: Kalyani and Karthik [6] used EVT to characterize the scheduling gain and spectral efficiency of opportunistic scheduling algorithms in OFDM systems. In case of opportunistic scheduling, the scheduling gain and the spectral efficiency are functions of the maximum SNR across users and the paper demonstrates how we can handle the non-identical nature of the users and harness EVT to study the asymptotic maximum order statistics, depending upon the applications. In [11], Subhash *et al.* used order statistics to derive the k^{th} maximum of a sequence of non-central chi-square random variables with two degrees of freedom assuming non-identical centrality parameters. Furthermore, the results were used in applications like UAV-assisted IoT systems and selection combining receivers. EVT was also used to derive the maximum SNR statistics over non-identical relay links in [26]. Sagar and Kalyani [10] utilized EVT in the asymptotic analysis of best RIS selection in a Multi-RIS communication system having non-identical links across the RISs.

IV. LESSONS AND FUTURE DIRECTIONS

In the previous sections, we discussed how EVT has been used for simplifying the analysis of different communication systems. While substantial advances have been made, it is also important to keep in mind the limitations of this theory.

- First of all, one has to understand that like any asymptotic solutions, these results are only accurate for very high system dimensions and the accuracy of these approximations in finite regimes depends on the statistical nature of the RV sequences considered. For many of the applications, it can be observed that the asymptotic distributions are very close to the exact distributions of the extremes evaluated over finite-length sequences, but this does not guarantee that the same rate of convergence can be expected for all the distributions.

- Secondly, as discussed in Section II, the underlying uniformity assumptions are very important and one should carefully evaluate their validity to make use of EVT for the analysis of an extreme RV.
- Finally, in the case of extremes over sequences of i.n.i.d. RVs, the limiting distributions may assume more general forms than the EVDs and hence one has to be careful with the assumptions/approximations in their analysis.

All the results in the previous sections assume that the extremes are evaluated over sequences of independent RVs. However, in communication theory, we also encounter practical scenarios, where we are interested in extreme order statistics over sequences of correlated RVs. EVT also has recently received attention for correlated RVs but has not yet been used for communication theoretic applications. Majumdar *et al.* [145] discuss the extreme order statistics over both weakly and strongly correlated sequences of RVs. In applications like best antenna selection or best UAV link selection in non-terrestrial networks, the links may be correlated, and hence it is important to take this into account for system design. Studies involving correlated RVs constitute an exciting direction for more applications using EVT in communications.

To analyze and optimize the performance of wireless communications technologies such as URLLC and massive MIMO using EVT, the parameter characterizations of the GEV distribution and GPD are inefficient in terms of samples utilization. In the former, a maximal value data is obtained have a set of M data, where M is the block size. In other words, the fraction of $\frac{M-1}{M}$ of the data is not utilized. In the latter, if we consider the value $\bar{F}^{-1}(1/N)$ as the threshold over which the associated GPD is efficient characterization, $\frac{N-1}{N}$ fraction of the data will not be beneficially leveraged. Specifically, $N = 100$ with $\frac{N-1}{N} = 99\%$ was considered in some works. Higher M and N values give more accurate characterization, but they incur higher delay before reaching convergence. Moreover, the higher training overheads will significantly degrade data transmission efficiency in massive MIMO schemes and the delay of URLLC, respectively. Hence, the tradeoff between sample complexity and performance convergence/guarantee deserves dedicated studies for effectively applying EVT in NG networks.

EVT can also be used both for the performance analysis and for the design of NG wireless communication systems. In the following paragraphs we discuss some further topics of interest for NG wireless networks, where EVT can be a potent tool for both design and analysis.

Green Networks: Considering environmental concerns, activating hundreds of antennas simultaneously in massive MIMO systems is inefficient due to the considerable energy consumption escalation caused by the active antennas' power thirsty radio frequency (RF) chains [146]. Selecting the K best antennas in terms of the received signal power is an efficient choice in such scenarios. The statistical analysis of such systems involves characterizing the joint distribution of the SNR of the selected antennas. Investigating multivariate EVT as a potential research area could provide solutions in such scenarios, making it an interesting proposition for future exploration.

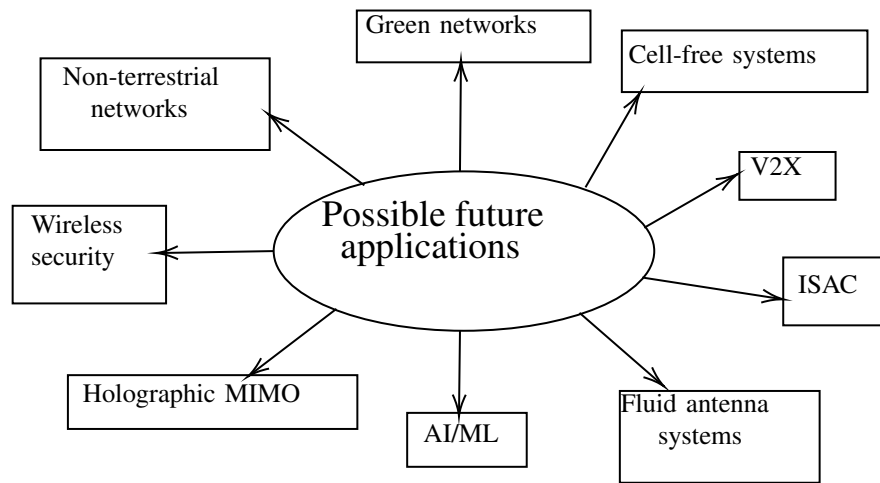


Fig. 17: Possible future directions for applying EVT

Cell-Free MIMO Systems: Cell-free massive MIMO breaks traditional cell boundaries using distributed antennas for seamless connectivity and improved performance. It consists of numerous APs and a smaller number of active users spread across a large area [147]. Each user is assigned a subset of the available APs for service and the specific AP having the strongest link is selected to serve that particular user. In [148], the authors employed multiple aerial relay stations (ARSs) of a cell-free system, where each ARS is equipped with multiple antennas. Each user is connected to a subset of ARSs, and the ARS having the strongest link is selected for communication. Hence, EVT can be applied in the performance analysis of such systems.

Non-Terrestrial Networks: Enhanced coverage is one of the pressing demands of the future wireless networks and integrated ground-air-space wireless networks are expected to play a major role in accomplishing this need. These new heterogeneous networks bring in a new set of challenges and characterizing these systems is extremely important [149]–[152]. EVT can be useful for studying such large systems supporting a large number of nodes/links determining the system performance.

Similarly, EVT can be used for analyzing the performance along the strongest user link selection in non-terrestrial networks. Multiple UAV systems are deployed for tasks such as surveillance, delivery, and communication, providing improved coverage, flexibility, and resilience compared to single UAV systems. In [153], Singh and Agrawal employed multiple UAVs as relays in a UAV-assisted cooperative communication network between ground users. They proposed two UAV selection strategies, namely the Best Harmonic Mean (HM) and the Best Downlink SNR (BDS), based schemes. In a different study Bansal and Agrawal [154] explored the integration of RIS in UAV-based multiuser downlink communications. In this scenario, a flying UAV provides service to several single-antenna users through multiple RISs installed on different buildings. In all these endeavors, selecting the optimal UAV is paramount, and EVT can offer useful insights into the performance of such systems.

Wireless Security: Security in wireless networks is a problem of growing concern and the security of even the weakest user is critical. EVT can be used in the performance study of such scenarios. Such studies for the case of UAV assisted systems have been explored in [155], [156].

Vehicle-to-Everything communication: Autonomous driving and V2V communication critically rely on NG wireless networks [157], [158]. EVT has already been explored for optimizing vehicular communication networks [19], [56], [159] and EVT can be instrumental in designing these future vehicular networks.

Holographic MIMO/Active RIS: Large intelligent reflecting surfaces capable of controlling the scattering, reflection, and refraction characteristics of the radio waves are studied as an enabler for improving the quality of NG wireless networks. The performance tradeoffs in different systems relying on a RIS have gained much attention recently. Furthermore, there is a growing interest in exploring the feasibility of tunable and active metasurfaces to replace passive RIS systems. The benefits of such active systems over traditional wireless networks as well as over networks enhanced by RISs, inspire substantial research in the community. EVT can be used to derive scaling laws and characterize the asymptotic performance to examine the viability of RIS as a conducive technology for future networks.

Integrated Sensing and Communication: EVT can be used to analyze and design integrated sensing and communication (ISAC) systems. ISAC systems integrate sensing and communication into a unified framework, enhancing resource efficiency and enabling advanced applications such as autonomous driving, and environmental monitoring. For instance, in multistatic sensing and communication scenarios, selecting a subset of base stations having the best collective sensing and communication capabilities is crucial for both robust and efficient target detection, as well as for high-quality user service. EVT supports the analysis and design of such selection processes by modeling the distribution of extreme performance metrics, such as the highest SNR, detection probabilities, or data rates among the BSs available. Hence, by applying EVT, ISAC systems can optimize their configuration

to achieve superior sensing and communication performance, even in dynamic and extreme propagation environments.

Artificial Intelligence/ML: With artificial intelligence (AI) permeating all fields of engineering and sciences, telecommunication engineers are also exploring the benefits of using large AI models for NG communication systems. These new models have to ensure that the each worst-case system performance still complies with the minimum quality of service requirements. We believe that EVT can be extremely useful for the performance analysis of these systems. Furthermore, EVT has recently been harnessed for improving machine learning algorithms [50], [160], and for characterizing the performance of machine learning algorithms [161], [162].

In most of the literature on ML-aided solutions EVT was used in post-recognition score analysis [43], [44], [46], [47]. Incorporating EVT into deep learning frameworks would be a more challenging task. Integrating EVT techniques into deep learning models will enhance the model's robustness and can be an interesting area of future research. It would be a very interesting problem to study how the knowledge of the extremes can be incorporated into the training of ML models for improving their robustness to outliers and unknown classes. This would also involve extending univariate EVT analysis to multivariate EVT.

Apart from the applications mentioned above, EVT can be useful in any scenario, where the asymptotic order statistics of a sequence of RVs are of interest. All the literature discussed provides great inspiration for future exploration of this compelling theory.

REFERENCES

- [1] S. Coles, J. Bawa, L. Trenner, and P. Dorazio, *An introduction to statistical modeling of extreme values*. Springer, 2001, vol. 208.
- [2] T. Fine and M. Levin, "Extreme-value theory applied to false-alarm probabilities," *IRE Transactions on Information Theory*, vol. 8, no. 3, pp. 259–260, 1962.
- [3] L. Milstein, D. Schilling, and J. Wolf, "Robust detection using extreme-value theory," *IEEE Transactions on Information Theory*, vol. 15, no. 3, pp. 370–375, 1969.
- [4] J. C. Ashlock and E. C. Posner, "Error Probability Estimation Using Bivariate Extreme-Value Theory," *IEEE Transactions on Aerospace and Electronic Systems*, no. 4, pp. 463–468, 1966.
- [5] M.-O. Pun, V. Koivunen, and H. V. Poor, "Performance analysis of joint opportunistic scheduling and receiver design for MIMO-SDMA downlink systems," *IEEE transactions on communications*, vol. 59, no. 1, pp. 268–280, 2011.
- [6] S. Kalyani and R. Karthik, "Analysis of opportunistic scheduling algorithms in OFDMA systems in the presence of generalized fading models," *IEEE transactions on wireless communications*, vol. 11, no. 8, pp. 2996–3005, 2012.
- [7] N. Kumar and S. Kalyani, "Modeling the Behavior of Peaks of OFDM Signal Using 'Peaks Over Threshold' Approach," *IEEE Transactions on Wireless Communications*, vol. 16, no. 6, pp. 3590–3600, 2017.
- [8] S. Biswas, S. Vuppala, J. Xue, and T. Ratnarajah, "On the performance of relay aided millimeter wave networks," *IEEE Journal of Selected Topics in Signal Processing*, vol. 10, no. 3, pp. 576–588, 2015.
- [9] Subhash, Athira and Srinivasan, Muralikrishnan and Kalyani, Sheetal, "Asymptotic Maximum Order Statistic for SIR in $\kappa - \mu$ Shadowed Fading," *IEEE Transactions on Communications*, vol. 67, no. 9, pp. 6512–6526, 2019.
- [10] S. Sagar and S. Kalyani, "Multi-RIS Communication Systems: Asymptotic analysis of best RIS selection for iid Random Variables using Extreme Value Theory," *arXiv preprint arXiv:2312.15429*, 2023.
- [11] Subhash, Athira and Kalyani, Sheetal and Al-Badarneh, Yazan H and Alouini, Mohamed-Slim, "On the Asymptotic Performance Analysis of the k-th Best Link Selection over Non-identical Non-central Chi-square Fading Channels," *IEEE Transactions on Communications*, vol. 70, no. 11, pp. 7191–7206, 2022.
- [12] S. Kalyani and K. Giridhar, "Extreme Value Theory based OFDM Channel Estimation in the Presence of Narrowband Interference," in *IEEE Globecom 2006*, 2006, pp. 1–5.
- [13] —, "Extreme value theory based decision directed OFDM channel tracking," in *Proceedings of the IEEE Conference on Communications*, vol. 6. IEEE, 2006, pp. 2893–2898.
- [14] —, "Mitigation of error propagation in decision directed OFDM channel tracking using generalized M estimators," *IEEE transactions on signal processing*, vol. 55, no. 5, pp. 1659–1672, 2007.
- [15] —, "Leverage weighted decision directed channel tracking for OFDM systems," in *2006 IEEE International Conference on Communications*, vol. 6. IEEE, 2006, pp. 2899–2904.
- [16] T.-P. Low, M.-O. Pun, Y.-W. P. Hong, and C.-C. J. Kuo, "Optimized opportunistic multicast scheduling (OMS) over wireless cellular networks," *IEEE Transactions on Wireless Communications*, vol. 9, no. 2, pp. 791–801, 2010.
- [17] M. K. Abdel-Aziz, S. Samarakoon, C.-F. Liu, M. Bennis, and W. Saad, "Optimized age of information tail for ultra-reliable low-latency communications in vehicular networks," *IEEE Trans. Commun.*, vol. 68, no. 3, pp. 1911–1924, Mar. 2020.
- [18] A. Subhash, M. Srinivasan, S. Kalyani, and L. Hanzo, "Transmit power policy and ergodic multicast rate analysis of cognitive radio networks in generalized fading," *IEEE Trans. Commun.*, vol. 68, no. 6, pp. 3311–3325, 2020.
- [19] N. Mehrnia and S. Coleri, "Wireless channel modeling based on extreme value theory for ultra-reliable communications," *IEEE Transactions on Wireless Communications*, vol. 21, no. 2, pp. 1064–1076, 2021.
- [20] Mehrnia, Niloofar and Coleri, Sinem, "Multivariate extreme value theory based channel modeling for ultra-reliable communications," *IEEE Transactions on Wireless Communications*, 2023.
- [21] A. B. Narasimhamurthy, C. Tepedelenioglu, and Y. Zhang, "Multi-user diversity with random number of users," *IEEE transactions on wireless communications*, vol. 11, no. 1, pp. 60–64, 2011.
- [22] Y. H. Al-Badarneh, C. N. Georghiadis, and C. E. Mejia, "Asymptotic performance analysis of multiuser diversity in free space optical communication systems," in *Proceedings of the IEEE Conference on Wireless Communications and Networking*. IEEE, 2017, pp. 1–6.
- [23] E. Vignotto and S. Engelke, "Extreme value theory for anomaly detection—the GPD classifier," *Extremes*, vol. 23, no. 4, pp. 501–520, 2020.
- [24] M. Xia and S. Aissa, "Spectrum-sharing multi-hop cooperative relaying: Performance analysis using extreme value theory," *IEEE transactions on wireless communications*, vol. 13, no. 1, pp. 234–245, 2013.
- [25] J.-P. Hong and W. Choi, "Throughput characteristics by multiuser diversity in a cognitive radio system," *IEEE Transactions on Signal Processing*, vol. 59, no. 8, pp. 3749–3763, 2011.
- [26] A. Subhash and S. Kalyani, "Cooperative relaying in a SWIPT network: Asymptotic analysis using extreme value theory for non-identically distributed RVs," *IEEE Transactions on Communications*, vol. 69, no. 7, pp. 4360–4372, 2021.
- [27] O. Oyman, "Opportunism in multiuser relay channels: scheduling, routing and spectrum reuse," in *2007 IEEE International Symposium on Information Theory*. IEEE, 2007, pp. 286–290.
- [28] O. Oyman and M. Z. Win, "Power-bandwidth tradeoff in multiuser relay channels with opportunistic scheduling," in *Proceedings of the Annual Allerton Conference on Communication, Control, and Computing*. IEEE, 2008, pp. 72–78.
- [29] M. Dimitropoulou, C. Psomas, and I. Krikidis, "K-th best device selection for scheduling in wireless powered communication networks," in *ICC 2020-2020 IEEE International Conference on Communications (ICC)*. IEEE, 2020, pp. 1–6.
- [30] S.-H. Moon, S.-R. Lee, and I. Lee, "Sum-rate capacity of random beamforming for multi-antenna broadcast channels with other cell interference," *IEEE transactions on wireless communications*, vol. 10, no. 8, pp. 2440–2444, 2011.
- [31] M. Kazemi, A. Mohammadi, and T. M. Duman, "Analysis of DF relay selection in massive MIMO systems with hardware impairments," *IEEE Transactions on Vehicular Technology*, vol. 69, no. 6, pp. 6141–6152, 2020.
- [32] Y. Gao, H. Vinck, and T. Kaiser, "Massive MIMO antenna selection: Switching architectures, capacity bounds, and optimal antenna selection

- algorithms,” *IEEE Transactions on signal processing*, vol. 66, no. 5, pp. 1346–1360, 2017.
- [33] S. Y. Park and D. J. Love, “Outage performance of multi-antenna multicasting for wireless networks,” *IEEE transactions on wireless communications*, vol. 8, no. 4, pp. 1996–2005, 2009.
- [34] Z. Liu, P. Wu, D. B. da Costa, and M. Xia, “Cooperative relaying with energy harvesting: Performance analysis using extreme value theory,” in *2019 IEEE 89th Vehicular Technology Conference (VTC2019-Spring)*. IEEE, 2019, pp. 1–6.
- [35] A. Mouradian, “Extreme value theory for the study of probabilistic worst case delays in wireless networks,” *Ad Hoc Networks*, vol. 48, pp. 1–15, 2016.
- [36] N. Mehrnia and S. Coleri, “Extreme value theory based rate selection for ultra-reliable communications,” *IEEE Transactions on Vehicular Technology*, vol. 71, no. 6, pp. 6727–6731, 2022.
- [37] C.-F. Liu, M. Bennis, and H. V. Poor, “Latency and Reliability-Aware Task Offloading and Resource Allocation for Mobile Edge Computing,” in *Proc. IEEE Global Commun. Conf. Workshops*, Dec. 2017, pp. 1–7.
- [38] C.-F. Liu, M. Bennis, M. Debbah, and H. V. Poor, “Dynamic task offloading and resource allocation for ultra-reliable low-latency edge computing,” *IEEE Trans. Commun.*, vol. 67, no. 6, pp. 4132–4150, Jun. 2019.
- [39] Z. Zhou, Z. Wang, H. Yu, H. Liao, S. Mumtaz, L. Oliveira, and V. Frascolla, “Learning-based URLLC-aware task offloading for internet of health things,” *IEEE Journal on Selected Areas in Communications*, vol. 39, no. 2, pp. 396–410, 2020.
- [40] Y. Zhu, Y. Hu, T. Yang, T. Yang, J. Vogt, and A. Schmeink, “Reliability-optimal offloading in low-latency edge computing networks: Analytical and reinforcement learning based designs,” *IEEE Transactions on Vehicular Technology*, vol. 70, no. 6, pp. 6058–6072, 2021.
- [41] S. Samarakoon, M. Bennis, W. Saad, and M. Debbah, “Distributed federated learning for ultra-reliable low-latency vehicular communications,” *IEEE Transactions on Communications*, vol. 68, no. 2, pp. 1146–1159, 2019.
- [42] Y.-L. Hsu, C.-F. Liu, H.-Y. Wei, and M. Bennis, “Optimized Data Sampling and Energy Consumption in IIoT: A Federated Learning Approach,” *IEEE Trans. Commun.*, vol. 70, no. 12, pp. 7915–7931, Dec. 2022.
- [43] W. J. Scheirer, L. P. Jain, and T. E. Boulton, “Probability models for open set recognition,” *IEEE transactions on pattern analysis and machine intelligence*, vol. 36, no. 11, pp. 2317–2324, 2014.
- [44] H. Zhang and V. M. Patel, “Sparse representation-based open set recognition,” *IEEE transactions on pattern analysis and machine intelligence*, vol. 39, no. 8, pp. 1690–1696, 2016.
- [45] A. Bendale and T. E. Boulton, “Towards open set deep networks,” in *Proceedings of the IEEE conference on computer vision and pattern recognition*, 2016, pp. 1563–1572.
- [46] P. Oza and V. M. Patel, “C2ae: Class conditioned auto-encoder for open-set recognition,” in *Proceedings of the IEEE/CVF Conference on Computer Vision and Pattern Recognition*, 2019, pp. 2307–2316.
- [47] J. Yang, X. Chen, S. Chen, X. Jiang, and X. Tan, “Conditional variational auto-encoder and extreme value theory aided two-stage learning approach for intelligent fine-grained known/unknown intrusion detection,” *IEEE Transactions on Information Forensics and Security*, vol. 16, pp. 3538–3553, 2021.
- [48] Z. Ni and B. Huang, “Open-set human identification based on gait radar micro-Doppler signatures,” *IEEE Sensors Journal*, vol. 21, no. 6, pp. 8226–8233, 2021.
- [49] X. Yu, Z. Zhao, X. Zhang, Q. Zhang, Y. Liu, C. Sun, and X. Chen, “Deep-learning-based open set fault diagnosis by extreme value theory,” *IEEE Transactions on Industrial Informatics*, vol. 18, no. 1, pp. 185–196, 2021.
- [50] E. M. Rudd, L. P. Jain, W. J. Scheirer, and T. E. Boulton, “The extreme value machine,” *IEEE transactions on pattern analysis and machine intelligence*, vol. 40, no. 3, pp. 762–768, 2017.
- [51] Y. Chen, X. Xu, and X. Qin, “An Open-Set Modulation Recognition Scheme With Deep Representation Learning,” *IEEE Communications Letters*, vol. 27, no. 3, pp. 851–855, 2023.
- [52] G. Song and Y. Li, “Asymptotic throughput analysis for channel-aware scheduling,” *IEEE Transactions on Communications*, vol. 54, no. 10, pp. 1827–1834, 2006.
- [53] Y. H. Al-Badarnah, C. N. Georgiades, and M.-S. Alouini, “On the asymptotic throughput of the k -th best secondary user selection in cognitive radio systems,” in *Proceedings of the IEEE Conference on Vehicular Technology*. IEEE, 2018, pp. 1–5.
- [54] —, “Asymptotic performance analysis of generalized user selection for interference-limited multiuser secondary networks,” *IEEE Transactions on Cognitive Communications and Networking*, vol. 5, no. 1, pp. 82–92, 2019.
- [55] R. Duan, Z. Zheng, R. Jäntti, J. Hämäläinen, and Z. J. Haas, “Asymptotic analysis for spectrum-sharing systems with TAS/MRC using extreme value theory: An overlooked aspect,” *IEEE Access*, vol. 7, pp. 138 062–138 078, 2019.
- [56] C.-F. Liu and M. Bennis, “Ultra-reliable and low-latency vehicular transmission: An extreme value theory approach,” *IEEE Communications Letters*, vol. 22, no. 6, pp. 1292–1295, 2018.
- [57] S. Kalyani and R. Karthik, “The asymptotic distribution of maxima of independent and identically distributed sums of correlated or non-identical gamma random variables and its applications,” *IEEE Trans. Commun.*, vol. 60, no. 9, pp. 2747–2758, 2012.
- [58] N. Bahl, A. K. Sharma, and H. K. Verma, “Asymptotic multicast throughput analysis and energy efficiency in WSN under double Nakagami fading channel using Extreme value theory,” *AEU-International Journal of Electronics and Communications*, vol. 69, no. 9, pp. 1346–1353, 2015.
- [59] S. Wei, D. L. Goeckel, and P. E. Kelly, “A modern extreme value theory approach to calculating the distribution of the peak-to-average power ratio in OFDM systems,” in *Proceedings of the IEEE Conference on Communications*, vol. 3. IEEE, 2002, pp. 1686–1690.
- [60] T. Jiang, M. Guizani, H.-H. Chen, W. Xiang, and Y. Wu, “Derivation of PAPR distribution for OFDM wireless systems based on extreme value theory,” *IEEE Transactions on Wireless Communications*, vol. 7, no. 4, pp. 1298–1305, 2008.
- [61] S. Al-Ahmadi, “The asymptotic capacity of opportunistic scheduling over shadowed Nakagami fading channels,” in *Proceedings of the IEEE Conference on Wireless Communications and Mobile Computing*. IEEE, 2012, pp. 907–911.
- [62] A. M. Abdelmoniem, A. Elzanaty, M.-S. Alouini, and M. Canini, “An efficient statistical-based gradient compression technique for distributed training systems,” *Proceedings of Machine Learning and Systems*, vol. 3, pp. 297–322, 2021.
- [63] B. Yang, L. Guo, R. Guo, M. Zhao, and T. Zhao, “A Novel Trilateration Algorithm for RSSI-Based Indoor Localization,” *IEEE Sensors J.*, vol. 20, no. 14, pp. 8164–8172, Jul. 2020.
- [64] M. Rocco, “Extreme value theory in finance: A survey,” *Journal of Economic Surveys*, vol. 28, no. 1, pp. 82–108, 2014.
- [65] M. I. Gomes and A. Guillo, “Extreme value theory and statistics of univariate extremes: a review,” *International statistical review*, vol. 83, no. 2, pp. 263–292, 2015.
- [66] A. Hansen, “The three extreme value distributions: An introductory review,” *Frontiers in Physics*, vol. 8, p. 604053, 2020.
- [67] N. Kumar and S. Kalyani, “Modeling the behavior of peaks of OFDM signal using ‘peaks over threshold’ approach,” *IEEE Transactions on Wireless Communications*, vol. 16, no. 6, pp. 3590–3600, 2017.
- [68] H. A. David and H. N. Nagaraja, “Order statistics,” *Encyclopedia of Statistical Sciences*, 2004.
- [69] L. De Haan, A. Ferreira, and A. Ferreira, *Extreme value theory: an introduction*. Springer, 2006, vol. 21.
- [70] M. Falk, J. Hüsler, and R.-D. Reiss, *Laws of small numbers: extremes and rare events*. Springer Science & Business Media, 2010.
- [71] M. Leadbetter, G. Lindgren, H. Rootzén, M. Leadbetter, G. Lindgren, and H. Rootzén, “Exceedances of Levels and k th Largest Maxima,” *Extremes and Related Properties of Random Sequences and Processes*, pp. 31–48, 1983.
- [72] L. De Haan and A. Ferreira, *Extreme value theory: an introduction*. Springer Science & Business Media, 2007.
- [73] D. Meijzler and I. Weissman, “On some results of NV Smirnov concerning limit distributions for variational series,” *The Annals of Mathematical Statistics*, vol. 40, no. 2, pp. 480–491, 1969.
- [74] H. Barakat, E. Nigm, and M. Al-Awady, “Limit theorems for random maximum of independent and non-identically distributed random vectors,” *Statistics*, vol. 47, no. 3, pp. 546–557, 2013.
- [75] J. Pickands III, “Statistical inference using extreme order statistics,” *the Annals of Statistics*, pp. 119–131, 1975.
- [76] A. A. Balkema and L. De Haan, “Residual life time at great age,” *The Annals of probability*, vol. 2, no. 5, pp. 792–804, 1974.
- [77] M. Xia, Y. Zhou, J. Ha, and H. K. Chung, “Opportunistic beamforming communication with throughput analysis using asymptotic approach,” *IEEE Transactions on vehicular technology*, vol. 58, no. 5, pp. 2608–2614, 2009.

- [78] S. Kumar and S. Kalyani, "Outage Probability and Rate for κ - μ Shadowed Fading in Interference Limited Scenario," *IEEE Transactions on Wireless Communications*, vol. 16, no. 12, pp. 8289–8304, 2017.
- [79] Y. H. Al-Badarneh, C. N. Georghiadis, and M.-S. Alouini, "On the throughput of interference-based wireless powered communications with receive antenna selection," *IEEE Transactions on Vehicular Technology*, vol. 69, no. 3, pp. 3048–3056, 2020.
- [80] S. S. Ikki and M. H. Ahmed, "Performance analysis of adaptive decode-and-forward cooperative diversity networks with best-relay selection," *IEEE Transactions on Communications*, vol. 58, no. 1, pp. 68–72, 2010.
- [81] Y. H. Al-Badarneh, C. N. Georghiadis, and M.-S. Alouini, "Asymptotic performance analysis of the k th best link selection over wireless fading channels: An extreme value theory approach," *IEEE Transactions on Vehicular Technology*, vol. 67, no. 7, pp. 6652–6657, 2018.
- [82] Y. H. Al-Badarneh, C. N. Georghiadis, R. M. Radaydeh, and M.-S. Alouini, "On the secrecy performance of generalized user selection for interference-limited multiuser wireless networks," *IEEE Transactions on Vehicular Technology*, vol. 67, no. 12, pp. 12442–12446, 2018.
- [83] S. M. Baby and M. James, "A comparative study on various spectrum sharing techniques," *Procedia Technology*, vol. 25, pp. 613–620, 2016.
- [84] F. Haider, C.-X. Wang, H. Haas, E. Hepsaydir, X. Ge, and D. Yuan, "Spectral and energy efficiency analysis for cognitive radio networks," *IEEE Transactions on Wireless Communications*, vol. 14, no. 6, pp. 2969–2980, 2015.
- [85] J. Galambos, "The asymptotic theory of extreme order statistics," Tech. Rep., 1978.
- [86] N. Marchenko, T. Andre, G. Brandner, W. Masood, and C. Bettstetter, "An experimental study of selective cooperative relaying in industrial wireless sensor networks," *IEEE Transactions on Industrial Informatics*, vol. 10, no. 3, pp. 1806–1816, 2014.
- [87] R. Madan, N. B. Mehta, A. F. Molisch, and J. Zhang, "Energy-efficient cooperative relaying over fading channels with simple relay selection," *IEEE Transactions on Wireless Communications*, vol. 7, no. 8, pp. 3013–3025, 2008.
- [88] Y. Jing and H. Jafarkhani, "Single and multiple relay selection schemes and their achievable diversity orders," *IEEE Transactions on wireless communications*, vol. 8, no. 3, pp. 1414–1423, 2009.
- [89] Z. Zhou, S. Zhou, J.-H. Cui, and S. Cui, "Energy-efficient cooperative communication based on power control and selective single-relay in wireless sensor networks," *IEEE transactions on wireless communications*, vol. 7, no. 8, pp. 3066–3078, 2008.
- [90] Y. Liu, L. Wang, T. T. Duy, M. Elkashlan, and T. Q. Duong, "Relay selection for security enhancement in cognitive relay networks," *IEEE wireless communications letters*, vol. 4, no. 1, pp. 46–49, 2014.
- [91] K. Belbase, Z. Zhang, H. Jiang, and C. Tellambura, "Coverage analysis of millimeter wave decode-and-forward networks with best relay selection," *IEEE Access*, vol. 6, pp. 22670–22683, 2018.
- [92] A. G. Onalan, E. D. Salik, and S. Coleri, "Relay selection, scheduling, and power control in wireless-powered cooperative communication networks," *IEEE Transactions on Wireless Communications*, vol. 19, no. 11, pp. 7181–7195, 2020.
- [93] G. Shen, J. Liu, D. Wang, J. Wang, and S. Jin, "Multi-hop relay for next-generation wireless access networks," *Bell Labs Technical Journal*, vol. 13, no. 4, pp. 175–193, 2009.
- [94] O. Oyman, J. N. Laneman, and S. Sandhu, "Multihop relaying for broadband wireless mesh networks: From theory to practice," *IEEE Communications Magazine*, vol. 45, no. 11, pp. 116–122, 2007.
- [95] J. Cho and Z. J. Haas, "On the throughput enhancement of the downstream channel in cellular radio networks through multihop relaying," *IEEE Journal on Selected Areas in Communications*, vol. 22, no. 7, pp. 1206–1219, 2004.
- [96] G. K. Karagiannidis, T. A. Tsiftsis, and R. K. Mallik, "Bounds for multihop relayed communications in Nakagami-m fading," *IEEE Transactions on communications*, vol. 54, no. 1, pp. 18–22, 2006.
- [97] Y. Zhang, Z. Yang, Y. Feng, and S. Yan, "Performance analysis of cooperative relaying systems with power-domain non-orthogonal multiple access," *IEEE Access*, vol. 6, pp. 39839–39848, 2018.
- [98] M. Xia and S. Aissa, "Cooperative AF relaying in spectrum-sharing systems: performance analysis under average interference power constraints and Nakagami-m fading," *IEEE Transactions on Communications*, vol. 60, no. 6, pp. 1523–1533, 2012.
- [99] B. Manoj, R. K. Mallik, and M. R. Bhatnagar, "Performance analysis of buffer-aided priority-based max-link relay selection in DF cooperative networks," *IEEE Transactions on Communications*, vol. 66, no. 7, pp. 2826–2839, 2018.
- [100] Q. Xue and G. Abreu, "Mutual information of amplify-and-forward relaying with partial relay selection," in *Proceedings of the International ICST Conference on Communications and Networking in China*. IEEE, 2010, pp. 1–4.
- [101] H. Xu, L. Sun, P. Ren, Q. Du, Y. Wang, and Z. Gao, "Cooperative physical-layer approach for downlink privacy preserving in multiuser relay networks," in *Proceedings of the IEEE Conference on Global Communications*. IEEE, 2016, pp. 1–7.
- [102] J. Xue, M. Sellathurai, T. Ratnarajah, and Z. Ding, "Performance analysis for multi-way relaying in Rician fading channels," *IEEE Transactions on Communications*, vol. 63, no. 11, pp. 4050–4062, 2015.
- [103] S.-R. Lee, J.-S. Kim, S.-H. Moon, H.-B. Kong, and I. Lee, "Zero-forcing beamforming in multiuser MISO downlink systems under per-antenna power constraint and equal-rate metric," *IEEE transactions on wireless communications*, vol. 12, no. 1, pp. 228–236, 2012.
- [104] S. Y. Park, D. J. Love, and D. H. Kim, "Capacity limits of multi-antenna multicasting under correlated fading channels," *IEEE Transactions on Communications*, vol. 58, no. 7, pp. 2002–2013, 2010.
- [105] S. Y. Park and D. J. Love, "Capacity limits of multiple antenna multicasting using antenna subset selection," *IEEE Transactions on Signal Processing*, vol. 56, no. 6, pp. 2524–2534, 2008.
- [106] Y. Huang and B. D. Rao, "Random beamforming with heterogeneous users and selective feedback: Individual sum rate and individual scaling laws," *IEEE transactions on wireless communications*, vol. 12, no. 5, pp. 2080–2090, 2013.
- [107] M. Sharif and B. Hassibi, "On the capacity of MIMO broadcast channels with partial side information," *IEEE Transactions on information Theory*, vol. 51, no. 2, pp. 506–522, 2005.
- [108] Z. Li, M. A. Uusitalo, H. Shariatmadari, and B. Singh, "5G URLLC: Design Challenges and System Concepts," in *Proc. 15th Int. Symp. Wireless Commun. Syst.*, Aug. 2018, pp. 1–6.
- [109] S. Kaul, M. Gruteser, V. Rai, and J. Kenney, "Minimizing age of information in vehicular networks," in *Proc. 8th Annu. IEEE Commun. Soc. Conf. Sensor, Mesh Ad Hoc Commun. Netw.*, Jun. 2011, pp. 350–358.
- [110] O. N. C. Yilmaz, "Ultra-Reliable and Low-Latency 5G Communication," in *Proc. Eur. Conf. Netw. Commun.*, Jun. 2016, pp. 1–2.
- [111] C.-F. Liu and M. Bennis, "Federated learning with correlated data: Taming the tail for age-optimal industrial IoT," in *Proc. 19th Int. Symp. Modeling Optim. Mobile, Ad Hoc, Wireless Netw.*, Oct. 2021, pp. 1–6.
- [112] C.-F. Liu, N. D. Wickramasinghe, H. A. Suraweera, M. Bennis, and M. Debbah, "URLLC-aware proactive UAV placement in Internet of Vehicles," *IEEE Trans. Intell. Transp. Syst.*, vol. 25, no. 8, pp. 10446–10451, Aug. 2024.
- [113] M. K. Abdel-Aziz, C.-F. Liu, S. Samarakoon, M. Bennis, and W. Saad, "Ultra-Reliable Low-Latency Vehicular Networks: Taming the Age of Information Tail," in *Proc. IEEE Global Commun. Conf.*, Dec. 2018, pp. 1–7.
- [114] Y.-L. Hsu, C.-F. Liu, S. Samarakoon, H.-Y. Wei, and M. Bennis, "Age-Optimal Power Allocation in Industrial IoT: A Risk-Sensitive Federated Learning Approach," in *Proc. IEEE 32nd Annu. Int. Symp. Pers., Indoor Mobile Radio Commun.*, Sep. 2021, pp. 1323–1328.
- [115] C.-F. Liu and M. Bennis, "Taming the tail of maximal information age in wireless industrial networks," *IEEE Commun. Lett.*, vol. 23, no. 12, pp. 2442–2446, Dec. 2019.
- [116] V. A. Ciccirello and S. F. Smith, "The max k-armed bandit: A new model of exploration applied to search heuristic selection," in *The Proceedings of the Twentieth National Conference on Artificial Intelligence*, vol. 3, 2005, pp. 1355–1361.
- [117] M. J. Streeter and S. F. Smith, "An asymptotically optimal algorithm for the max k-armed bandit problem," in *AAAI*, 2006, pp. 135–142.
- [118] W. J. Scheirer, A. Rocha, R. J. Micheals, and T. E. Boult, "Robust Fusion: Extreme Value Theory for Recognition Score Normalization," in *ECCV (3)*, 2010, pp. 481–495.
- [119] —, "Meta-recognition: The theory and practice of recognition score analysis," *IEEE transactions on pattern analysis and machine intelligence*, vol. 33, no. 8, pp. 1689–1695, 2011.
- [120] J. Bridge, Y. Meng, Y. Zhao, Y. Du, M. Zhao, R. Sun, and Y. Zheng, "Introducing the GEV activation function for highly unbalanced data to develop COVID-19 diagnostic models," *IEEE journal of Biomedical and Health Informatics*, vol. 24, no. 10, pp. 2776–2786, 2020.
- [121] J. Gong, X. Qin, and X. Xu, "Multi-Task Based Deep Learning Approach for Open-Set Wireless Signal Identification in ISM Band," *IEEE Transactions on Cognitive Communications and Networking*, vol. 8, no. 1, pp. 121–135, 2021.

- [122] A. Siffer, P.-A. Fouque, A. Termier, and C. Largouet, "Anomaly detection in streams with extreme value theory," in *Proceedings of the 23rd ACM SIGKDD International Conference on Knowledge Discovery and Data Mining*, 2017, pp. 1067–1075.
- [123] S. Dang, Z. Cao, Z. Cui, Y. Pi, and N. Liu, "Open set incremental learning for automatic target recognition," *IEEE Transactions on Geoscience and Remote Sensing*, vol. 57, no. 7, pp. 4445–4456, 2019.
- [124] T. Wilson, P.-N. Tan, and L. Luo, "DeepGPD: A Deep Learning Approach for Modeling Geospatio-Temporal Extreme Events," in *Proceedings of the 36th AAAI Conference on Artificial Intelligence*, 2022.
- [125] S. Bhatia, A. Jain, and B. Hooi, "Exgan: Adversarial generation of extreme samples," in *Proceedings of the AAAI Conference on Artificial Intelligence*, vol. 35, no. 8, 2021, pp. 6750–6758.
- [126] A. Carpentier and M. Valko, "Extreme bandits," *Advances in Neural Information Processing Systems*, vol. 27, 2014.
- [127] T. Ji, C. Luo, L. Yu, Q. Wang, S. Chen, A. Thapa, and P. Li, "Energy-efficient computation offloading in mobile edge computing systems with uncertainties," *IEEE Transactions on Wireless Communications*, vol. 21, no. 8, pp. 5717–5729, 2022.
- [128] M. Jeruchim, "Techniques for estimating the bit error rate in the simulation of digital communication systems," *IEEE Journal on selected areas in communications*, vol. 2, no. 1, pp. 153–170, 1984.
- [129] M. Guida, D. Iovino, and M. Longo, "Comparative performance analysis of some extrapolative estimators of probability tails," *IEEE Journal on Selected Areas in Communications*, vol. 6, no. 1, pp. 76–84, 1988.
- [130] Y.-C. Hung and S.-H. L. Tsai, "PAPR analysis and mitigation algorithms for beamforming MIMO OFDM systems," *IEEE Transactions on Wireless Communications*, vol. 13, no. 5, pp. 2588–2600, 2014.
- [131] D. Park and S. Y. Park, "Performance analysis of multiuser diversity under transmit antenna correlation," *IEEE transactions on communications*, vol. 56, no. 4, pp. 666–674, 2008.
- [132] D. Gesbert and M. Kountouris, "Rate scaling laws in multicell networks under distributed power control and user scheduling," *IEEE Transactions on Information Theory*, vol. 57, no. 1, pp. 234–244, 2010.
- [133] J. Ji, W. Chen, H. Wan, and Y. Liu, "Capacity analysis of multicast network in spectrum sharing systems," in *Proceedings of the IEEE Conference on Communications*. IEEE, 2010, pp. 1–5.
- [134] H. Cho and J. G. Andrews, "Resource-redistributive opportunistic scheduling for wireless systems," *IEEE transactions on wireless communications*, vol. 8, no. 7, pp. 3510–3522, 2009.
- [135] M. Xia and S. Aissa, "On the efficiency of far-field wireless power transfer," *IEEE transactions on signal processing*, vol. 63, no. 11, pp. 2835–2847, 2015.
- [136] Z. Ding, "Harvesting devices' heterogeneous energy profiles and QoS requirements in IoT: WPT-NOMA vs BAC-NOMA," *IEEE Transactions on Communications*, vol. 69, no. 5, pp. 2837–2850, 2021.
- [137] M. Piotrkowski, "Distribution Independent CFAR Detector Using Extreme Value Theory," in *Proc. Int. Radar Symp.*, May 2006, pp. 1–6.
- [138] J. B. Broadwater and R. Chellappa, "Adaptive Threshold Estimation via Extreme Value Theory," *IEEE Trans. Signal Process.*, vol. 58, no. 2, pp. 490–500, Feb. 2010.
- [139] S. Rocke and A. M. Wyglinski, "Geo-statistical analysis of wireless spectrum occupancy using extreme value theory," in *Proc. IEEE Pacific Rim Conf. Commun., Comput. Signal Process.*, Aug. 2011, pp. 753–758.
- [140] S. Rocke, "Harm Claim Thresholds: On the Use of Extreme Value Theory for Receiver Environment Characterization," in *Proc. IEEE Wireless Commun. Netw. Conf. Workshops*, Mar. 2017, pp. 1–6.
- [141] A. Mahmood and R. Jäntti, "Packet error rate analysis of uncoded schemes in block-fading channels using extreme value theory," *IEEE Communications Letters*, vol. 21, no. 1, pp. 208–211, 2016.
- [142] S. Krishnamurthy, D. W. Bliss, C. D. Richmond, and V. Tarokh, "Peak sidelobe level Gumbel distribution of antenna arrays with random phase centers," *IEEE Transactions on Antennas and Propagation*, vol. 67, no. 8, pp. 5399–5410, 2019.
- [143] D. Li, W. Peng, and F. Hu, "Capacity of backscatter communication systems with tag selection," *IEEE Transactions on Vehicular Technology*, vol. 68, no. 10, pp. 10311–10314, 2019.
- [144] Y. H. Al-Badarnah, M.-S. Alouini, and C. N. Georghiadis, "Performance analysis of monostatic multi-tag backscatter systems with general order tag selection," *IEEE Wireless Communications Letters*, vol. 9, no. 8, pp. 1201–1205, 2020.
- [145] S. N. Majumdar, A. Pal, and G. Schehr, "Extreme value statistics of correlated random variables: a pedagogical review," *Physics Reports*, vol. 840, pp. 1–32, 2020.
- [146] J. C. Marinello, T. Abrão, A. Amiri, E. De Carvalho, and P. Popovski, "Antenna selection for improving energy efficiency in XL-MIMO systems," *IEEE Transactions on Vehicular Technology*, vol. 69, no. 11, pp. 13305–13318, 2020.
- [147] S. Biswas and P. Vijayakumar, "AP selection in cell-free massive MIMO system using machine learning algorithm," in *2021 Sixth International Conference on Wireless Communications, Signal Processing and Networking (WiSPNET)*. IEEE, 2021, pp. 158–161.
- [148] B. A. Duc, G. Sun, P. H. Anh, and X. N. Tran, "Power Optimization and ARSs Selection in Uplink Cell-Free Multi-ARSs Communication Systems," in *2023 12th International Conference on Control, Automation and Information Sciences (ICCAIS)*. IEEE, 2023, pp. 169–174.
- [149] J. Liu, S. Peng, Z. Jiang, X. She, and P. Chen, "Operation and Key Technologies in Space-Air-Ground Integrated Network," in *2022 International Wireless Communications and Mobile Computing (IWCMC)*. IEEE, 2022, pp. 1311–1316.
- [150] S. Wu, Y. Wang, G. Sun, L. You, W. Wang, and R. Ding, "Energy and Computational Efficient Precoding for LEO Satellite Communications," in *GLOBECOM 2023-2023 IEEE Global Communications Conference*. IEEE, 2023, pp. 1872–1877.
- [151] M. M. Azari, S. Solanki, S. Chatzinotas, O. Kodheli, H. Sallouha, A. Colpaert, J. F. M. Montoya, S. Pollin, A. Haqiqatnejad, A. Mostaani *et al.*, "Evolution of non-terrestrial networks from 5G to 6G: A survey," *IEEE communications surveys & tutorials*, vol. 24, no. 4, pp. 2633–2672, 2022.
- [152] F. Rinaldi, H.-L. Maattanen, J. Torsner, S. Pizzi, S. Andreev, A. Iera, Y. Koucheryavy, and G. Araniti, "Non-terrestrial networks in 5G & beyond: A survey," *IEEE access*, vol. 8, pp. 165178–165200, 2020.
- [153] S. K. Singh, K. Agrawal, K. Singh, C.-P. Li, and W.-J. Huang, "On UAV selection and position-based throughput maximization in multi-UAV relaying networks," *IEEE Access*, vol. 8, pp. 144039–144050, 2020.
- [154] A. Bansal, N. Agrawal, K. Singh, C.-P. Li, and S. Mumtaz, "RIS selection scheme for UAV-based multi-RIS-aided multiuser downlink network with imperfect and outdated CSI," *IEEE Transactions on Communications*, 2023.
- [155] H. Lei, D. Wang, K.-H. Park, I. S. Ansari, J. Jiang, G. Pan, and M.-S. Alouini, "Safeguarding UAV IoT Communication Systems Against Randomly Located Eavesdroppers," *IEEE Internet Things J.*, vol. 7, no. 2, pp. 1230–1244, Feb. 2020.
- [156] A. Subhash, S. Kalyani, Y. H. Al-Badarnah, and M.-S. Alouini, "On the Asymptotic Performance Analysis of the k -th Best Link Selection Over Non-Identical Non-Central Chi-Square Fading Channels," *IEEE Trans. Commun.*, vol. 70, no. 11, pp. 7191–7206, Nov. 2022.
- [157] M. Noor-A-Rahim, Z. Liu, H. Lee, M. O. Khyam, J. He, D. Pesch, K. Moessner, W. Saad, and H. V. Poor, "6G for vehicle-to-everything (V2X) communications: Enabling technologies, challenges, and opportunities," *Proceedings of the IEEE*, vol. 110, no. 6, pp. 712–734, 2022.
- [158] Y. Zhu, B. Mao, and N. Kato, "Intelligent reflecting surface in 6G vehicular communications: A survey," *IEEE Open Journal of Vehicular Technology*, vol. 3, pp. 266–277, 2022.
- [159] N. Mehrnia and S. Coleri, "Multivariate Extreme Value Theory Based Rate Selection for Ultra-Reliable Communications," *IEEE Transactions on Vehicular Technology*, 2024.
- [160] C. Geng, S.-j. Huang, and S. Chen, "Recent advances in open set recognition: A survey," *IEEE transactions on pattern analysis and machine intelligence*, vol. 43, no. 10, pp. 3614–3631, 2020.
- [161] S. Tizpaz-Niari and S. Sankaranarayanan, "Worst-Case Convergence Time of ML Algorithms via Extreme Value Theory," in *Proceedings of the IEEE/ACM 3rd International Conference on AI Engineering-Software Engineering for AI*, 2024, pp. 211–221.
- [162] J. Li, D. Li, P. Li, and G. Samorodnitsky, "Generalized Pareto GAN: Generating Extremes of Distributions," in *2024 International Joint Conference on Neural Networks (IJCNN)*. IEEE, 2024, pp. 1–8.