

# Automatic Self-supervised Learning for Social Recommendations

Xin He<sup>a</sup>, Wenqi Fan<sup>b</sup>, Ying Wang<sup>c</sup>, Mingchen Sun<sup>c</sup>, Xin Wang<sup>a</sup>

<sup>a</sup> *The Department of Computer Science and Technology, the School of Artificial Intelligence (SAI), at Jilin University, 2699 Qianjin Street, Changchun, Jilin, China*

<sup>b</sup> *The Hong Kong Polytechnic University, Kowloon, Hong Kong, Hong Kong, China*

<sup>c</sup> *The Department of Computer Science and Technology, College of Computer Science and Technology, at Jilin University, 2699 Qianjin Street, Changchun, Jilin, China*

---

## Abstract

In recent years, researchers have leveraged social relations to enhance recommendation system performance. Most existing social recommendation methods generally require careful design of auxiliary social relation tasks tailored to various recommendation scenarios to enhance recommendation quality. In other words, the performance of these social recommendations heavily depends on substantial domain knowledge and expertise in primary recommendation tasks for designing useful auxiliary tasks. Meanwhile, Self-Supervised Learning (SSL) has garnered significant attention in recommendations, as it provides self-supervision signals to enhance target recommendation systems by creating auxiliary tasks from raw data without human-annotated labels. Despite their success, SSL-based social recommendation methods struggle to automatically balance different self-supervised auxiliary tasks, since assigning equal weights on various auxiliary tasks can result in sub-optimal recommendation performance, where different self-supervised auxiliary tasks may contribute differently to improving the primary social recommendation across different datasets. To address this issue, in this work, we propose Automatic Self-supervised Learning for Social Recommendations (AusRec) by taking advantage of various self-supervised auxiliary tasks. More specifically, an automatic weighting mechanism is proposed to learn automatic weights for various self-supervised auxiliary tasks, so as to balance the contribution of such self-supervised auxiliary tasks for enhancing representation learning in social recommendations. The automatic weighting mechanism assigns varying weights to auxiliary tasks to achieve an overall weighting of the entire auxiliary tasks and ultimately assist the primary recommendation task,

achieved by a meta-learning optimization problem with an automatic weighting network. Comprehensive experiments on various real-world datasets are constructed to verify the effectiveness of our proposed method.

*Keywords:* Recommendation Systems, Graph Neural Networks, Self-supervised Learning, Meta Learning

---

## 1. Introduction

In the age of information overload, people are increasingly overwhelmed by the vast amount of information available online, which motivates intelligent information systems to help select the relevant information that can match users' personal interests from the huge amount of data. As representative intelligent information systems, recommendation systems aim to mitigate information overload and are widely applied across various online platforms [1, 2, 3], such as online shopping (e.g., Amazon<sup>1</sup> and Taobao<sup>2</sup>) and social media (e.g., Facebook<sup>3</sup>, Twitter<sup>4</sup>, and Weibo<sup>5</sup>). More specifically, recommendation systems perform to suggest a list of items to users that match users' interests and are more likely to be interacted by users. As one of the most widely used technologies in existing advanced recommendation systems, collaborative filtering (CF) is based on the assumption that users who have similar preferences in the history are likely to have similar preferences in the future [4]. In general, user-item historical interactions are key for expressing users' preferences and can be encoded to learn the representations of both users and items in recommendation systems [5, 6, 7].

Over the past decade, the development of online social networking services (e.g., Facebook, Weibo, Douban) has been significant, recent studies show that social relations between users can be incorporated into enhancing the representation learning of users for recommendation systems [8, 2, 9, 10, 11], which is motivated by the observation that users' preferences are likely to be influenced by their socially connected friends (e.g., classmates, colleagues, family members, etc.) [12]. For example, SocialMF [13] and GraphRec [9] in-

---

<sup>1</sup><https://www.amazon.cn>

<sup>2</sup><https://www.taobao.com>

<sup>3</sup><http://www.facebook.com>

<sup>4</sup><http://twitter.com>

<sup>5</sup><https://weibo.com>

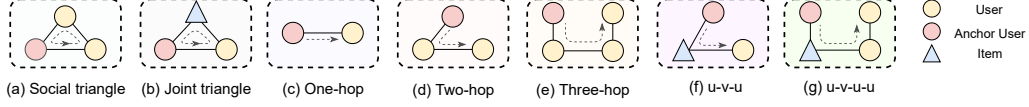


Figure 1: Examples of various social relations in social networks.  $u$  indicates a user, and  $v$  indicates an item.

corporate first-order social neighbors to enhance user representation learning. DiffNet [10] proposes an influence diffusion method to stimulate social influence propagation by considering high-order social information. ESRF [11] proposes to utilize triangle relations among users in social recommendations. We illustrate some representative social relations tasks in most existing social recommendations in Figure 1, such as one-hop relations among users, higher-order relations among users, triangular social relations, meta-path-based social relations, etc. Intuitively, in social networks, users can share more similar preferences towards items among social triangle relations (with strong ties) than meta-path-based social relations (with weak ties). In summary, most existing social recommendation methods are required to carefully develop various auxiliary social relation tasks (e.g., first-order, high-order, social triangle, etc.) to enhance user representation learning by considering the characteristics of social networks/graphs for improving social recommendations [14].

In recent years, Self-Supervised Learning (SSL) techniques have become an emerging learning paradigm that exploits rich unlabeled data in enhancing representation learning via designing appropriate auxiliary tasks in various research fields, such as CV and NLP [15, 16]. Owing to their powerful capabilities in representation learning with unlabeled data, self-supervised learning has been successfully incorporated into recommendation systems [17, 18, 19, 20]. More specifically, most existing SSL-based recommendation methods propose to design a few SSL auxiliary tasks to assist the primary (target) task (i.e., item recommendations). For example, SGL [17] presents a general framework for self-supervised graph learning with stochastic augmentations on user-item graphs (e.g., node/edge dropout) for recommendations. DHCN [18] integrates self-supervised learning into network training by maximizing the mutual information from two channels. MHCN [19] uses social triangle relations to conduct contrastive learning auxiliary tasks for improving social recommendation.

Despite the aforementioned successes, they do not fully take advantage

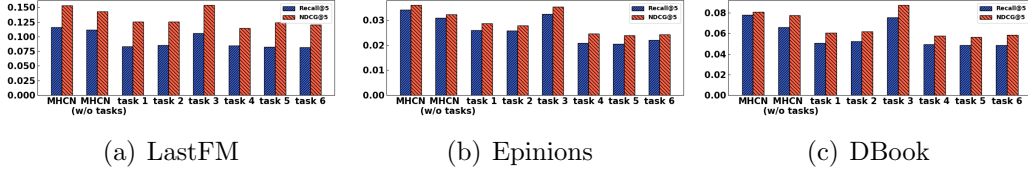


Figure 2: Performance of multiple self-supervised auxiliary tasks for the advanced social recommendation method MHCN [19] under Recall@5 and NDCG@5 metrics over three datasets (i.e., LastFM, Epinions, and DBook). MHCN(w/o tasks) denotes the MHCN model without any auxiliary tasks enhanced. The versions of MHCN model with single self-supervised auxiliary task enhanced are represented by ssl 1 to 6, including social triangle relation, joint triangle relation, meta-path relation ( $u_i \rightarrow v_j \rightarrow u_{i'}$ ), 1-hop neighbors, 2-hop neighbors, 3-hop neighbors.

of self-supervision signals to enhance representation learning under the self-supervised learning paradigm in social recommendations due to their fundamental challenges. **First**, the adopted Self-Supervised Auxiliary tasks (SS-A tasks for short) must be carefully selected, requiring substantial domain knowledge and expertise in primary task (e.g., complicated recommendation scenarios and datasets’ characteristics), since different SS-A tasks vary in importance depending on the specific datasets and downstream tasks. **Second**, inappropriate combinations with multiple SS-A tasks can result in *negative transfer*, in which various SS-A tasks may dominate training and hinder representation learning in the primary recommendation task. Worse still, balancing multiple SS-A tasks to assist the primary task is immensely challenging. However, most existing self-supervised enhanced recommendation methods only incorporate a few SS-A tasks, assign equal weights to various SS-A tasks, or heavily tune hyper-parameters to control the contribution of different SS-A tasks [17, 18, 19].

In order to verify the aforementioned weaknesses, we conduct preliminary studies to examine how a variety of SS-A tasks perform on an advanced SSL-based social recommendation method MHCN over three datasets, including LastFM, Epinions, and DBook (refer to Section 4.1.1 for more details.). The experimental results are presented in Figure 2, where it can be observed that different SS-A tasks have a distinct influence on the primary recommendation task across different datasets. What’s worse, MHCN with various SSL tasks (except task 3) imposes a negative effect on MHCN (w/o tasks), where these methods fail to transfer knowledge from multiple SS-A tasks to the pri-

mary recommendation task. From these observations, we can conclude that the construction of SS-A tasks in social recommendation strongly depends on the datasets and substantial domain knowledge. Therefore, an important research question is *how to automatically take advantage of multiple SS-A tasks to enhance representation learning for improving social recommendations*. To the best of our awareness, the studies to automatically leverage various SS-A tasks for social recommendations remain rarely explored.

In this paper, to tackle the aforementioned challenges, we aim to build an **Automatic** self-supervised learning for **Social Recommendations** (**AusRec**), which can automatically leverage multiple SS-A tasks for assisting the primary recommendation task. More specifically, we propose an automatic weighting mechanism to learn automatic weights for various SS-A tasks, so as to balance the contribution of such SS-A tasks for enhancing representation learning in social recommendations. What’s more, the proposed automatic weighting mechanism is formulated as a meta learning optimization problem with an automatic weighting network. The main contributions are summarized as follows:

- We study a novel problem of taking advantage of multiple self-supervised social auxiliary tasks by adjusting their weights in an end-to-end manner for social recommendations;
- We introduce a principled way to incorporate multiple SS-A tasks, so as to transfer informative knowledge to enhance representation learning by utilizing abundant unlabeled data in social relations;
- We propose a novel self-supervised learning framework for social recommendations (**AusRec**), which automatically balance the importance of various SS-A tasks to improve the primary social recommendations;
- We conduct comprehensive experiments and ablation studies on various real-world datasets to demonstrate the superiority of the proposed framework.

## 2. Related Work

In this section, we review related work of recommendation systems, social recommendation methods, self-supervised learning, and meta-learning approaches for recommendation systems.

### 2.1. Recommendation Systems

Modern recommendation systems generally fall into three categories: content-based, collaborative filtering, and hybrid systems. Collaborative filtering (CF) is one of the most widely adopted techniques in these systems, known for its strong performance across various recommendation scenarios. For example, MF [5] represents each user and item ID as a vectorized representation, and calculates user’s preferences for items by conducting inner product between user and item. In practice, instead of expressing preferences directly in terms of ratings, users also express their preferences for items implicitly by clicking or browsing. Later on, Bayesian Personalized Ranking (BPR) [21] is developed to handle implicit feedback between users and items, optimizing a pairwise ranking loss to ensure that items liked by a user rank higher than items disliked by the user in their recommendation list. In recent years, with the success of representation learning, graph neural networks (GNNs) [22, 23, 24] have been increasingly adopted in recommendation systems [25]. LightGCN [26] simplifies the GNNs-based recommendation model by removing feature transformation and nonlinear activation, enhancing training efficiency and achieving better performance. Thus, it is often considered as a backbone method for new GNNs-based recommendation methods or a baseline method for comparison with new GNNs-based recommendation methods.

### 2.2. Social Recommendations

With the rise of social media, leveraging social relationships for recommendations has gained significant attention in recent years [13, 10, 9, 11, 27]. In particular, Mohsen Jamali et al. propose a novel matrix factorization-based recommendation method SocialMF [13], which incorporates social influence into the model so that each user’s features depend on the feature vectors of their direct neighbours in social networks. As cold-start users are more dependent on social networks than the general users, the impact of using trust propagation on cold start users becomes even more important. What’s more, recent deep learning techniques have advanced classic social recommendation methods [28, 11]. More specifically, due to the great success in learning meaningful representations, graph neural networks techniques have significantly improved the performance of social recommendations [9, 10, 11]. For example, Fan et al. design the very first method GraphRec[9] to employ the power of graph neural networks for improving the learning of user and item representations in social recommendations. Wu et al. propose to

model the process of social influence propagation via GNNs model to obtain improved representations of users and items [10]. Yu et al. develop a GCN-based auto-encoder to enhance relational data by encoding more intricate higher-order connection patterns [11]. Note that most of the existing social recommendation methods introduce one or a few types of social relations into the recommendation models. In this work, we explore incorporating multiple social relations into recommendations and automatically leveraging them for the primary recommendation task.

### 2.3. Self-supervised Learning

In recent year, Self-supervised learning (SSL) is proposed to enhance representation learning by training with ground-truth samples derived from the raw data. Recent advances in SSL have broadened its application to graph representation learning [29, 30, 31, 32, 33, 34, 35, 36]. These studies mainly design SS-A tasks in the view of the graph structure. Local structure information such as proximity, degree, and attributes of nodes is often regarded as the ground truth to mark the unlabeled data [36]. For instance, InfoMotif [33] utilizes correlations among attributes in motifs to regularize graph neural networks with mutual information maximization.

In recent years, SSL, as an emerging paradigm, achieves great success in recommendation systems [37, 17, 19, 38]. SSL in recommendation systems can be divided into four categories: contrastive-based, predictive-based, generative-based, and hybrid [39, 35]. Contrastive learning (CL)-based methods treat a single user or item as an instance, then generate multiple views based on the same instance via different data augmentation methods, and finally bring views of the same instance closer together while distancing views of different instances in the embedding space. For example, SGL [17] adopts various data augmentation methods to construct SS-A tasks for improving the performance of recommendation systems. DHCN [18] integrates SSL into the model training by optimizing mutual information among the representations of sessions. MHCN [19] employs social triangle relations to construct contrastive SS-A tasks to improve social recommendations. The generative methods design a SS-A task to reconstruct the original user/item information, making the model learn to predict part of the data based on another part of the data, which is inspired by the masked language models [40, 41, 42, 43]. Different from generative methods, predictive methods [44] can be seen as a self-prediction rather than predicting the missing parts of raw data. The

original data is used to produce new samples and labels. The hybrid methods integrate the SS-A tasks constructed based on the three different methods mentioned above into a recommendation model [35]. These methods achieve a more comprehensive self-supervision by integrating different types of self-supervised signals, and further improve the performance of recommendation systems. Despite the compelling successes, most existing SSL-based recommendation methods only incorporate a few SS-A tasks, assign equal weights to various SS-A tasks, or heavily tune hyper-parameters to regulate the contribution of various SS-A tasks. Meanwhile, they are unable to automatically balance multiple SS-A tasks for assisting target social recommendations across datasets. In this work, we make the first attempt to fill this gap by introducing an automatic self-supervised learning framework for social recommendations.

#### *2.4. Meta Learning for Recommendation Systems*

Meta learning has achieved remarkable successes on a variety of deep learning tasks in recent years [45, 46, 47]. For example, meta learning plays an important role in few-shot learning, learning a base model that generates the parameters of other models or learning optimizers that can generalize to the new tasks. Besides, meta learning also aims to improve the performance of existing algorithms via metadata [48, 49]. Recently, there are some studies [50, 51, 52, 53] have investigated meta learning techniques to recommendation systems. MetaCS-DNN [50] is trained in a meta learning manner, so as to achieve the needs of a wide range of users, and the model can also be quickly adapted to the specific user after a few update steps. MeLU [51] attempts to solve the user cold-start problem in recommendation systems from the view of few-shot via meta learning.  $\lambda\mathbf{OPT}$  [52] learns finer-grained regularization parameters for recommendation via meta learning. SML [53] improves the performance of recommendation systems by leveraging meta learning to guide the process of re-training. In our paper, we adopt meta learning techniques to learn automatic weights towards various self-supervised tasks and transfer knowledge in assisting the primary recommendation task.

### **3. The Proposed Method**

This section presents the definitions and notations used throughout the paper, followed by an introduction to our proposed automatic self-supervised



learning framework for social recommendations (AusRec). Finally, we detail the model training process and parameter learning approach.

### 3.1. Definitions and Notations

Let  $U = \{u_1, u_2, \dots, u_m\}$  and  $V = \{v_1, v_2, \dots, v_n\}$  be the sets of users and items, respectively, where  $m$  is the number of users and  $n$  is the number of items. We denote  $\mathbf{R} \in \mathbb{R}^{m \times n}$  as a user-item interaction matrix, where  $r_{ij} = 1$  if user  $u_i$  has interacted with item  $v_j$ , otherwise  $r_{ij} = 0$ . We use  $\mathbf{S} \in \mathbb{R}^{m \times m}$  to denote the user-user social matrix, where  $s_{ii'} = 1$  if user  $u_i$  has a social relation with user  $u_{i'}$ , otherwise  $s_{ii'} = 0$ . In this work, since data in social recommendations can be naturally represented as graph structure  $\mathcal{G} = (\mathcal{G}^{\mathbf{R}}, \mathcal{G}^{\mathbf{S}})$ , the user-item interaction matrix ( $\mathbf{R}$ ) and user-user social network ( $\mathbf{S}$ ) can be represented as  $\mathcal{G}^{\mathbf{R}}$  and  $\mathcal{G}^{\mathbf{S}}$ , respectively. Mathematically, the adjacency matrix of the graph  $\mathcal{G}$  which combines user-item graph  $\mathcal{G}^{\mathbf{R}}$  and user-user social graph  $\mathcal{G}^{\mathbf{S}}$  can be defined as:

$$\mathbf{A} \in \mathbb{R}^{(m+n) \times (m+n)} = \begin{pmatrix} \mathbf{S} & \mathbf{R} \\ \mathbf{R}^T & \mathbf{0} \end{pmatrix}. \quad (1)$$

Given  $\mathbf{R}$  and  $\mathbf{S}$ , our goal is to predict users' unknown preferences towards items (i.e., the unobserved entries in  $\mathbf{R}$ ) by learning user and item representations.

### 3.2. An Overview of the Proposed Method

Figure 3 illustrates the architecture of the proposed model, comprising two primary components: (1) *primary recommendation task and self-supervised auxiliary tasks*, which aims to construct multiple SS-A tasks to assist the primary social recommendations; (2) *automatic weighting mechanism*, which is introduced to balance multiple SS-A tasks by learning the weights towards different SS-A tasks via meta learning. More specifically, the SS-A tasks assist the primary recommendation task by predicting whether there is a specific social relation between users, aiming to transfer knowledge from the SS-A tasks to the primary recommendation task. At the same time, an automatic weighting network is developed to automatically adjust the weights of different SS-A tasks via meta learning. The main goal of our proposed framework can be summarized as:

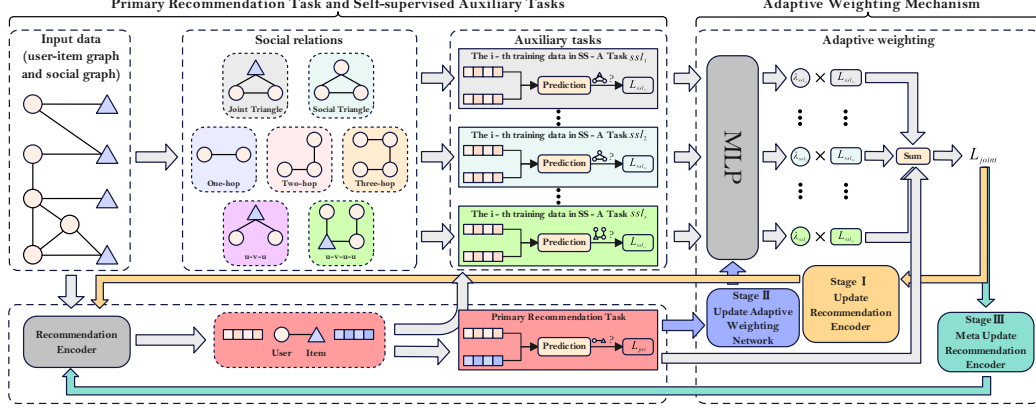


Figure 3: The overall framework of the proposed method. The parameters updating process consists of three main stages in the automatic weighting mechanism.

- Learning the representations of users and items from user-item interactions and social networks to make recommendations by constructing various SS-A tasks.
- Automatically weighting various SS-A tasks, balancing primary and SS-A tasks to avoid negative knowledge transfer and further improve the performance of the primary recommendation task.

Next, we will detail each model component.

### 3.3. Primary Recommendation Task and Self-supervised Auxiliary Tasks

This component aims to construct multiple SS-A tasks to assist the primary social recommendation task. First, we introduce the primary recommendation task to model social recommendations. Second, we detail how to take advantage of multiple SS-A tasks for enhancing user and item representation learning. Finally, we provide the overall optimization objective of our proposed framework.

#### 3.3.1. Primary Recommendation Task: Social Recommendations

Due to the success of graph neural networks (GNNs) [54] in representation learning, we adopt the GNNs-based recommendations to encode user-item interactions and social relations for user and item representation learning [26, 10]. Here, LightGCN [26], as one of the most representative methods, is

adopted as our target encoder to learn user and item representation in user-item graph  $\mathcal{G}^{\mathbf{R}}$  and user-user social graph  $\mathcal{G}^{\mathbf{S}}$  for social recommendations. More specifically, given the adjacency matrix  $\mathbf{A} \in \mathbb{R}^{(m+n) \times (m+n)}$  (in Eq. 1) for modeling graph data  $\mathcal{G} = (\mathcal{G}^{\mathbf{R}}, \mathcal{G}^{\mathbf{S}})$  in social recommendations, node  $u$ 's representation (i.e., user or item) can be learned by aggregation operation as follows:

$$\mathbf{e}_u^{k+1} = \text{AGG}(\{\mathbf{e}_v^k : v \in \mathcal{N}_u\}), \quad (2)$$

where AGG denotes the GNNs aggregation function to learn node  $u$ 's representation through the local neighbors  $\mathcal{N}_u$  in  $\mathcal{G}$ . To be more specific, if  $u_*$  represents a user node,  $\mathcal{N}_{u_i}$  contains the set of items (with which  $u_i$  has interacted with in the user-item interaction network  $\mathbf{R}$ ) and the set of social neighbors (whom  $u_i$  is directly connected with in the user-user social network  $\mathbf{S}$ ); Otherwise we use  $\mathcal{N}_{v_j}$  to represent the set of users who have interacted with item  $v_j$ .

Mathematically, the final nodes representations  $\mathbf{E} \in \mathbb{R}^{(m+n) \times d}$  can be learned by aggregating the representations from neighbor nodes as follows:

$$\mathbf{E} = \frac{1}{K+1} \sum_{k=0}^K \mathbf{E}^{(k)}, \quad (3)$$

$$\mathbf{E}^{(k)} = (\mathbf{D}^{-\frac{1}{2}} \mathbf{A} \mathbf{D}^{-\frac{1}{2}}) \mathbf{E}^{(k-1)}, \quad (4)$$

where  $\mathbf{D} \in \mathbb{R}^{(m+n) \times (m+n)}$  is a degree matrix of the adjacency matrix  $\mathbf{A}$ .  $\mathbf{E}^{(0)} \in \mathbb{R}^{(m+n) \times d}$  with length  $d$  can be randomly initialized to represent users or items, where  $\mathbf{E} \in \mathbb{R}^{(0:m-1) \times d}$  is users' representation matrix and  $\mathbf{E} \in \mathbb{R}^{(m:m+n-1) \times d}$  is items' representation matrix. Note that social information can be encoded into learning better user representations  $\mathbf{E} \in \mathbb{R}^{(0:m-1) \times d}$  through recursive propagation in  $\mathcal{G} = (\mathcal{G}^{\mathbf{R}}, \mathcal{G}^{\mathbf{S}})$ .  $K$  is the number of GNNs aggregation layers in our target GNNs encoder.

With the final node representations  $\mathbf{E}$ , the goal of our primary social recommendation task is to predict how likely user  $u_i$  would interact with item  $v_j$  through an inner product:

$$\hat{y}_{u_i v_j} = \mathbf{e}_{u_i}^T \mathbf{e}_{v_j}. \quad (5)$$

### 3.3.2. Self-supervised Auxiliary Tasks (SS-A Tasks)

In order to take advantage of rich unlabeled data in social recommendations, we propose to construct multiple self-supervised auxiliary (SS-A)

tasks to provide self-supervision signals for assisting the training of primary recommendation task without using manual annotations. According to the social correlation theories [55, 56, 57], we explore multiple social SS-A tasks based on graph structure  $\mathcal{G} = (\mathcal{G}^{\mathbf{R}}, \mathcal{G}^{\mathbf{S}})$ .

- *Triangle Relations* (Social Triangle, Joint Triangle): Triangle relations can reflect users preferences towards items and their social behaviors in social network [55, 58], such as friendship, community of interest, as shown in Figure 1 (a) and (b). Here, we introduce two representative types of triangle relations, namely social triangle  $((\mathbf{SS}) \odot \mathbf{S})$  and joint triangle  $((\mathbf{RR}^T) \odot \mathbf{S})$ , where  $\odot$  denotes the element-wise product.
- *N-hop Neighbors* (1, 2, 3, ..., n-hop neighbors): The  $N$ -hop neighbors auxiliary tasks explore the best way to propagate messages among users, where nodes in social networks can reach others via the shortest path between them [56].
- *Meta-paths*: Meta-paths [57] have been widely used to capture diverse, long-range, and meaningful relations between entities in heterogeneous graph, where a path represents a sequence of nodes connected with heterogeneous edges. Here, in social recommendation, we consider two types of meta paths to model social behaviors, i.e.,  $u_i \rightarrow v_j \rightarrow u_{i'}$  ( $uvu$ ) and  $u_i \rightarrow u_{i'} \rightarrow v_j \rightarrow u_{i''}$  ( $uvvu$ ), where  $u_i, u_{i'}, u_{i''} \in U$  and  $v_j \in V$ . More meta paths will be explored in the future.

For simplicity, the set of SS-A tasks can be denoted as  $\text{SSL} = \{\text{ssl}_1, \text{ssl}_2, \dots, \text{ssl}_s\}$ , and the number of such tasks is  $|\text{SSL}|$ . The training data for SS-A tasks can be obtained from raw data without using any manual annotations. For instance, for  $u_i \rightarrow v_j \rightarrow u_{i'}$  in meta- $uvu$ , we need to distinguish whether a pair of users (i.e.,  $(u_i, u_{i'})$ ) exists such relation belonging to  $\text{ssl}_s$  (i.e., meta- $uvu$ ), where the self-supervised learning label  $y_{u_i, u_{i'}}^{\text{ssl}_s} = 1$  if there exists such relation belonging to  $\text{ssl}_s$ , otherwise  $y_{u_i, u_{i'}}^{\text{ssl}_s} = 0$ . Then, the SS-A tasks' prediction can be formulated via inner product on users' final representations as follows:

$$\hat{y}_{u_i, u_{i'}}^{\text{ssl}_s} = \mathbf{e}_{u_i}^T \mathbf{e}_{u_{i'}}. \quad (6)$$

### 3.3.3. Optimization Loss for Primary Recommendation and SS-A Tasks

With the supervised labels from the primary recommendation task and self-supervised labels from SS-A tasks, we employ the pairwise BPR loss [21]

to encourage the prediction of an observed entry to be higher than its unobserved counterparts:

$$\mathcal{L}_{\text{pri}} = \sum_{(u_i, v_j, v_{j'}) \in O_{\text{pri}}} -\ln \sigma(\hat{y}_{u_i v_j} - \hat{y}_{u_i v_{j'}}) + \delta \|\mathbf{E}^{(0)}\|^2, \quad (7)$$

$$\mathcal{L}_{\text{ssl}_s} = \sum_{(u_i, u_{i'}, u_j) \in O_{\text{ssl}_s}} -\ln \sigma(\hat{y}_{u_i u_{i'}}^{\text{ssl}_s} - \hat{y}_{u_i u_j}^{\text{ssl}_s}) + \delta \|\mathbf{E}^{(0)}\|^2, \quad (8)$$

where a hyper-parameter  $\delta$  is used to control the contribution of  $\mathcal{L}_2$  regularization and reduce the risk of overfitting.  $\sigma$  is the sigmoid function. As for primary recommendation task, the set of  $O_{\text{pri}} = \{(u_i, v_j, v_{j'}) | (u_i, v_j) \in \mathcal{E}_{\text{pri}}, (u_i, v_{j'}) \notin \mathcal{E}_{\text{pri}}\}$  denotes the pairwise training data in primary recommendation task, where  $(u_i, v_j) \in \mathcal{E}_{\text{pri}}$  indicates that the interaction between user  $u_i$  and item  $v_j$  is observed (positive) pair, while  $(u_i, v_{j'}) \notin \mathcal{E}_{\text{pri}}$  indicates that the interaction between user  $u_i$  and item  $v_{j'}$  is not observed (negative). Similarly, as for BPR loss in SS-A task  $\text{ssl}_s$  (i.e.,  $\mathcal{L}_{\text{ssl}_s}$ ), the set of  $O_{\text{ssl}_s} = \{(u_i, u_{i'}, u_j) | (u_i, u_{i'}) \in \mathcal{E}_{\text{ssl}_s}, (u_i, u_j) \notin \mathcal{E}_{\text{ssl}_s}\}$  denotes the pairwise training data in SS-A task  $\text{ssl}_s$ , where  $(u_i, u_{i'}) \in \mathcal{E}_{\text{ssl}_s}$  indicates that the interaction between user  $u_i$  and user  $u_{i'}$  is observed (positive) pair, while  $(u_i, u_j) \notin \mathcal{E}_{\text{ssl}_s}$  indicates that the interaction between user  $u_i$  and user  $u_j$  is not observed (negative). To optimize SS-A tasks, we apply negative sampling by randomly selecting an unobserved user/item and pairing it with the self-supervised social relations as a negative instance.

### 3.4. Automatic Weighting Mechanism

To effectively learn user and item representations, we present a joint optimization objective that combines the primary recommendation task with various SS-A tasks, which can be formally defined as:

$$\mathcal{L}_{\text{joint}} = \sum_{i=1}^N \frac{1}{N} \mathcal{L}_{\text{pri}, i}^{\text{train}} + \sum_{s=1}^{|\text{SSL}|} \lambda_{\text{ssl}_s} \sum_{i=1}^{N_{\text{ssl}_s}} \frac{1}{N_{\text{ssl}_s}} \mathcal{L}_{\text{ssl}_s, i}, \quad (9)$$

where  $\mathcal{L}_{\text{pri}, i}^{\text{train}}$  and  $\mathcal{L}_{\text{ssl}_s, i}$  are the  $i$ -th instance of training set in primary recommendation task and SS-A task  $\text{ssl}_s$ , respectively.  $N$  and  $N_{\text{ssl}_s}$  denote the size of training set in primary recommendation task and SS-A task  $\text{ssl}_s$ .  $\lambda_{\text{ssl}_s}$  denotes the hyper-parameters to control the contribution on SS-A task  $\text{ssl}_s$  to primary recommendation task, which can have a significant influence on model's performance in various recommendation scenarios and over different

datasets. However, most existing works assign equal weight to  $\lambda_{\text{ssl}_s}$  or heavily tune them in experiments, which can result in sub-optimal recommendation performance due to negative transfer among various SS-A tasks.

In our work, to address the above issue, AusRec aims to learn the primary recommendation task by automatically leveraging multiple SS-A tasks with flexible weights. More specifically, an automatic weighting mechanism is introduced to automatically balance various SS-A tasks via learning (automatic) weights  $\lambda_{\text{ssl}_s}$  for assisting representation learning in social recommendations. This automatic weighting mechanism is formulated as a meta-learning task using bi-level optimization [59], where the joint optimization objective of the primary social recommendation task with various SS-A tasks can be defined as:

$$\min_{\mathbf{W}, \Theta} \sum_{i=1}^{|D^{\text{pri-meta}}|} \frac{1}{|D^{\text{pri-meta}}|} \mathcal{L}_{\text{pri},i}^{\text{meta}}(\mathbf{W}^*(\Theta)), \quad (10)$$

$$\begin{aligned} \text{s.t. } \mathbf{W}^*(\Theta) = \arg \min_{\mathbf{W}} & \left( \sum_{i=1}^{|D^{\text{pri}}|} \frac{1}{|D^{\text{pri}}|} \mathcal{L}_{\text{pri},i}^{\text{train+meta}}(\mathbf{W}) + \right. \\ & \left. \sum_{s=1}^{|SSL|} \sum_{i=1}^{N_{\text{ssl}_s}} \frac{1}{N_{\text{ssl}_s}} V([\mathcal{L}_{\text{ssl}_s,i}; e_{\text{ssl}_s}]; \Theta) \mathcal{L}_{\text{ssl}_s,i}(\mathbf{W}) \right), \end{aligned} \quad (11)$$

where the automatic weights  $\lambda_{\text{ssl}_s}$  can be learned by an automatic weighting network  $V(\cdot; \Theta)$  which can be modeled as a two-layer MLP network with trainable parameters  $\Theta$  to reduce the risk of overfitting. Note that we have training set  $D^{\text{pri}}$  for the primary recommendation task and training sets  $D^{\text{SSL}}$  for SS-A tasks.

In each training epoch under meta learning paradigm [59, 60], training set  $D^{\text{pri}}$  in the primary recommendation task can be divided into train data  $D^{\text{pri-train}}$  and meta data  $D^{\text{pri-meta}}$ , i.e.,  $D^{\text{pri}} = D^{\text{train+meta}} = \{D^{\text{pri-train}}, D^{\text{pri-meta}}\}$ .  $D^{\text{pri-train}}$  and  $D^{\text{SSL}}$  are mainly used to optimize the parameters  $\mathbf{W}$  of the recommendation encoder, while  $D^{\text{pri-meta}}$  for optimizing the parameters  $\Theta$  of the automatic weighting network  $V(\cdot)$  only.  $\mathcal{L}_{\text{pri},i}^{\text{meta}}$  is loss function of the  $i$ -th instance of meta data  $D^{\text{pri-meta}}$  in the primary recommendation task.  $\mathcal{L}_{\text{pri},i}^{\text{train+meta}}$  and  $\mathcal{L}_{\text{ssl}_s,i}$  are loss functions of the  $i$ -th instance of training set in the primary recommendation task and SS-A tasks.  $|D^{\text{pri}}|$  is the size of whole training set in the primary recommendation task,  $|D^{\text{pri-meta}}|$  is the size of meta data from the primary recommendation task and much less than

the size of the whole training set  $|D^{\text{pri}}|$ . The automatic weighting network  $V([\mathcal{L}_{\text{ssl}_s, i}; e_{\text{ssl}_s}]; \Theta)$  takes the concatenation of  $\mathcal{L}_{\text{ssl}_s, i}$  and  $e_{\text{ssl}_s}$  as input, where  $e_{\text{ssl}_s}$  is the one-hot vector of task  $\text{ssl}_s$  to distinguish which task the loss of input to the automatic weighting network comes from. Note that the formulation in Eq. 11 enables learning to support the primary task by optimizing  $\Theta$  through meta-learning. The optimal parameters  $\Theta^*$  can be obtained by minimizing the following loss:

$$\Theta^* = \arg \min_{\Theta} \mathcal{L}_{\text{pri}}^{\text{meta}}(\mathbf{W}^*(\Theta)) \quad (12)$$

$$\triangleq \sum_{i=1}^{|D^{\text{pri-meta}}|} \frac{1}{|D^{\text{pri-meta}}|} \mathcal{L}_{\text{pri}, i}^{\text{meta}}(\mathbf{W}^*(\Theta)). \quad (13)$$

### 3.5. Model Training

The process to optimize our proposed AusRec is shown in the right part of Figure 3, which includes three stages to update the parameters of recommendation encoder  $\mathbf{W}$  and automatic weighting network  $\Theta$ . The overall training procedure of our proposed AusRec can be summarized in Algorithm 1.

#### 3.5.1. Stage I: Updating Parameters of Recommendation Encoder

At each training epoch, we begin by sampling mini-batches of data from the primary recommendation task and SS-A tasks. Then, the loss  $\mathcal{L}_{\text{ssl}_s}$  of the SS-A tasks are weighted by the automatic weighting network and summed up with the loss  $\mathcal{L}_{\text{pri}}^{\text{train}}$  of the primary recommendation task to obtain the final joint loss. To alleviate the difficulty of the bi-level optimization [59], the parameters of recommendation encoder  $\mathbf{W}^{(k)}$  can be approximated with the updated parameters  $\hat{\mathbf{W}}^{(k)}$  in meta learning paradigm as follows:

$$\begin{aligned} \hat{\mathbf{W}}^{(k)}(\Theta) &= \mathbf{W}^{(k)} - \alpha \nabla_{\mathbf{W}^{(k)}} \left( \sum_{i=1}^{|D^{\text{pri-train}}|} \frac{1}{|D^{\text{pri-train}}|} \mathcal{L}_{\text{pri}, i}^{\text{train}}(\mathbf{W}^{(k)}) \right. \\ &\quad \left. + \sum_{s=1}^{|\text{SSL}|} \sum_{i=1}^{N_{\text{ssl}_s}} \frac{1}{N_{\text{ssl}_s}} V([\mathcal{L}_{\text{ssl}_s, i}(\mathbf{W}^{(k)}); e_{\text{ssl}_s}]; \Theta^{(k)}) \mathcal{L}_{\text{ssl}_s, i}(\mathbf{W}^{(k)}) \right), \end{aligned} \quad (14)$$

where  $\alpha$  is the learning rate for  $\mathbf{W}$ .  $\mathcal{L}_{\text{pri}, i}^{\text{train}}$  is the  $i$ -th instance loss function of data on  $D^{\text{pri-train}}$ .

---

**Algorithm 1:** The proposed AusRec Framework

---

**Input:** Training data for the primary recommendation task  $D^{\text{pri}}$  and SS-A tasks  $D^{\text{SSL}}$ , max iteration  $K$ , learning rate  $\alpha, \beta$ .

**Output:** Social recommendation parameters  $\mathbf{W}^K$ , and Automatic Weighting Network parameters  $\Theta^K$ .

```
1 Initialization parameters  $\mathbf{W}^1, \Theta^1$ ;  
2 for  $k = 1 \dots K$  do  
3   Sample minibatch  $D_n^{\text{pri}}$  from primary task training data  $D^{\text{pri}}$ ;  
4   Sample minibatch  $D_n^{\text{SSL}}$  from SS-A task training data  $D^{\text{SSL}}$ ;  
5   Split  $D_n^{\text{pri}}$  into  $\{D_n^{\text{pri-train}}, D_n^{\text{pri-meta}}\}$ ;  
6   Update  $\hat{\mathbf{W}}^{(k)}$  by Eq. (14) with  $D_n^{\text{pri-train}}$  and  $D_n^{\text{SSL}}$ ;  
7   Update  $\Theta^{(k)}$  by Eq. (15) with  $D_n^{\text{pri-meta}}$ ;  
8   Update  $\mathbf{W}^{(k)}$  by Eq. (16) with  $D_n^{\text{pri}}$  and  $D_n^{\text{SSL}}$ ;  
9 end
```

---

### 3.5.2. Stage II: Updating Parameters of Automatic Weighting Network

Once the parameters  $\mathbf{W}^{(k)}$  of the recommendation encoder are updated, the parameters  $\Theta^{(k)}$  of the automatic weighting network can then be updated accordingly with the updated parameters  $\hat{\mathbf{W}}^{(k)}$  on  $D^{\text{pri-meta}}$ , which is defined as follows:

$$\Theta^{(k+1)} = \Theta^{(k)} - \beta \nabla_{\Theta^{(k)}} \mathcal{L}_{\text{pri}}^{\text{meta}}(\hat{\mathbf{W}}^{(k)}(\Theta^{(k)})), \quad (15)$$

where  $\beta$  is the meta learning rate for updating  $\Theta$ . We update parameters of the automatic weighting network on the meta data (i.e.,  $D^{\text{pri-meta}}$ ) from the primary recommendation task. This update allows softly select SS-A tasks and balances them for the primary recommendation task, so as to enhance the representation learning of users and items in social recommendations. Conversely, without such an automatic weighting network to balance various SS-A tasks on the joint loss (i.e., Eq. 9), multiple SS-A tasks may result in negative knowledge transfer on the primary recommendation task via dominating the main training objective.

### 3.5.3. Stage III: Meta Updating Parameters of Recommendation Encoder

At last, with the updated parameters  $\Theta^{(k+1)}$  of the automatic weighting network, the parameters  $\mathbf{W}^{(k)}$  of recommendation encoder can be further



updated through  $D^{\text{pri}} = \{D^{\text{pri-train}}, D^{\text{pri-meta}}\}$  and  $D^{\text{SSL}}$  as follows:

$$\begin{aligned} \mathbf{W}^{(k+1)} = \mathbf{W}^{(k)} - \alpha \nabla_{\mathbf{W}^{(k)}} \left( \sum_{i=1}^{|D^{\text{pri}}|} \frac{1}{|D^{\text{pri}}|} \mathcal{L}_{\text{pri},i}^{\text{train+meta}}(\mathbf{W}^{(k)}) + \right. \\ \left. \sum_{s=1}^{|D^{\text{SSL}}|} \sum_{i=1}^{N_{\text{SSL}_s}} \frac{1}{N_{\text{SSL}_s}} V([\mathcal{L}_{\text{SSL}_s,i}(\mathbf{W}^{(k)}); e_{\text{SSL}_s}]; \boldsymbol{\Theta}^{(k+1)}) \mathcal{L}_{\text{SSL}_s,i}(\mathbf{W}^{(k)}) \right). \end{aligned} \quad (16)$$

## 4. Experiment

In this section, we conduct comprehensive experiments to validate the effectiveness of our proposed method. We begin by presenting the experimental settings, followed by a comparison of our proposed method with various baselines on representative datasets. Finally, we perform detailed ablation studies on the proposed method.

### 4.1. Experimental Settings

#### 4.1.1. Datasets

To evaluate how effective the proposed method is, we carry out comprehensive tests using three representative datasets, including LastFM<sup>6</sup>, Epinions<sup>7</sup>, and DBook<sup>8</sup>. A statistical overview of these three datasets appears in Table 1.

- **LastFM.** This dataset is provided by last.fm, a UK-based internet radio and music community. It contains data from social networks, making it a popular choice for testing social recommendation models. The dataset includes information on each user’s favorite artists along with their play counts, as well as user-generated application tags that can be used to create content vectors. Specifically, the dataset comprises 1,880 users and 4,489 items.
- **Epinions.** This dataset is sourced from Epinions, a product review website where users can freely register and write subjective reviews on various items, including software, music, TV shows, hardware, and

---

<sup>6</sup><https://www.last.fm>

<sup>7</sup><http://www.epinions.com>

<sup>8</sup><https://book.douban.com>

Table 1: Statistics of the experimental data.

Dataset	LastFM	Epinions	DBook
#of users	1,880	5,957	13,024
#of items	4,489	11,027	22,347
#of Interactions ( <b>R</b> )	52,668	132,819	792,062
#of Density ( <b>R</b> )	0.00624	0.00202	0.01137
#of Connections ( <b>S</b> )	25,434	98,959	169,150
#of Density ( <b>S</b> )	0.00720	0.00277	0.00100

office appliances. The version of the dataset used in our proposed method consists of 5,957 users and 11,027 items.

- **DBook.** This dataset is collected from the Douban.Book website and includes users’ book ratings (ranging from 1 to 5) as well as information about social networks between users. This is the largest of the three datasets used in this paper, containing 13,024 users and 22,347 items.

#### 4.1.2. Parameter Setting

During training our proposed method, the parameters are set as follows: batch size is 2048, consistent with LightGCN. User and item embedding sizes  $d$  are searched within the range [128, 160, 192, 224, 256] with a step size of 32. There are two learning rates in our proposed method, including the learning rate  $lr$  for parameters updating of the target recommendation encoder, and the meta learning rate  $mlr$  for parameters updating of the Automatic Weighting Network. We select  $lr$  from [0.001, 0.005, 0.01, 0.05] and  $mlr$  from [0.0001, 0.0005, 0.001, 0.005], using a grid search to identify the optimal parameters. The optimal configuration is  $lr = 0.001$  and  $mlr = 0.0001$ . We divide the interactions into training and testing sets at a 4 : 1 ratio. Specific experiment is described below. Besides, we set the ratio of meta data in dataset as 5%. Adam optimizer is employed for updating the model’s parameters. To ensure a fair comparison, we adhere to the default settings of the baselines.

#### 4.1.3. Baselines

To assess effectiveness, we compare the proposed method against three categories of representative baselines, covering recommendation models without social network information (**MF** [5], **NeuMF** [61], **NGCF** [62], **LightGCN** [26]), social recommendation systems (**SocialMF** [13], **LightGCN-S**, **DiffNet** [10]), and self-supervised recommendation systems (**SGL** [17], **MHCN** [19], **HGCL** [63]). These baseline methods are summarized as follows:

- **MF** [5]: This method stands as a classic collaborative filtering approach, utilizing only user-item direct interactions as the primary input.
- **NeuMF** [61]: This approach represents a cutting-edge matrix factorization model built on a neural network architecture.
- **NGCF** [62]: This is the first GNN-based model to integrate high-order connectivity between users and items.
- **LightGCN** [26]: This is a collaborative filtering GNNs-based recommendation method by simplifying NGCF model [62], achieving promising recommendation performance.
- **LightGCN-S**: This model improves upon LightGCN by integrating social network information.
- **SocialMF** [13]: This method integrates trust information propagation into the MF model for recommendation systems.
- **DiffNet** [10]: This GCN-driven social recommendation approach captures recursive and dynamic social influence across both user and item domains.
- **SGL** [17]: This advanced self-supervised recommendation method employs diverse data augmentation techniques, such as node drop, edge drop, and random walk, to enhance recommendation performance.
- **MHCN** [19]: This recent GCN-based social recommendation method incorporates self-supervised learning into hypergraph convolutional networks.
- **HGCL** [63]: This is a contrastive learning model dynamically applies knowledge from side information to model user-item interactions.

Table 2: Performance comparison of different recommendation methods.

Datasets	Metrics	MF	NeuMF	NGCF	LightGCN	LightGCN-S	SocialMF	DiffNet	SGL	MHCN	HGCL	AusRec	Improv.
LastFM	Recall@5	0.0786	0.0835	0.0950	0.1225	0.1254	0.1003	0.0908	0.1261	0.1237	<u>0.1268</u>	<b>0.1313</b>	3.55%
	Recall@10	0.1290	0.1281	0.1483	0.1925	0.1925	0.1538	0.1425	0.1920	0.1944	<u>0.1964</u>	<b>0.2029</b>	3.31%
	Recall@20	0.1943	0.1873	0.2215	0.2748	0.2774	0.2360	0.2144	<u>0.2818</u>	0.2789	0.2816	<b>0.2909</b>	3.23%
	NDCG@5	0.1034	0.1183	0.1223	0.1640	0.1678	0.1313	0.1297	0.1687	0.1653	<u>0.1690</u>	<b>0.1734</b>	2.60%
	NDCG@10	0.1156	0.1316	0.1371	0.1791	0.1814	0.1423	0.1442	0.1808	0.1818	<u>0.1833</u>	<b>0.1889</b>	3.06%
	NDCG@20	0.1426	0.1601	0.1670	0.2148	0.2152	0.1771	0.1781	0.2189	0.2191	<u>0.2200</u>	<b>0.2244</b>	2.00%
Epinions	Recall@5	0.0191	0.0192	0.0309	0.0372	0.0364	0.0278	0.0259	0.0341	0.0313	<u>0.0376</u>	<b>0.0421</b>	11.99%
	Recall@10	0.0306	0.0339	0.0501	0.0585	0.0574	0.0450	0.0416	0.0531	0.0523	<u>0.0586</u>	<b>0.0645</b>	10.07%
	Recall@20	0.0470	0.0567	0.0777	0.0908	0.0904	0.0679	0.0669	0.0796	0.0823	<u>0.0913</u>	<b>0.1011</b>	10.73%
	NDCG@5	0.0164	0.0185	0.0251	0.0319	0.0321	0.0237	0.0261	0.0304	0.0338	<u>0.0346</u>	<b>0.0365</b>	5.49%
	NDCG@10	0.0208	0.0250	0.0324	0.0398	0.0399	0.0302	0.0330	0.0373	0.0430	<u>0.0441</u>	<b>0.0447</b>	1.36%
	NDCG@20	0.0259	0.0336	0.0421	0.0505	0.0508	0.0378	0.0413	0.0461	0.0541	<u>0.0552</u>	<b>0.0564</b>	2.17%
DBook	Recall@5	0.0621	0.0428	0.0649	0.0734	<u>0.0762</u>	0.0570	0.0556	0.0729	0.0749	0.0758	<b>0.0826</b>	8.40%
	Recall@10	0.0922	0.0723	0.0976	0.1105	0.1172	0.0864	0.0870	0.1043	0.1122	<u>0.1174</u>	<b>0.1218</b>	3.75%
	Recall@20	0.1355	0.1154	0.1427	0.1637	<u>0.1716</u>	0.1336	0.1290	0.1431	0.1670	0.1712	<b>0.1721</b>	0.29%
	NDCG@5	0.0596	0.0421	0.0625	0.0752	0.0779	0.0578	0.0602	0.0513	0.0771	<u>0.0813</u>	<b>0.0865</b>	6.40%
	NDCG@10	0.0677	0.0532	0.0727	0.0854	0.0900	0.0666	0.0728	0.0618	0.0872	<u>0.0904</u>	<b>0.0968</b>	7.08%
	NDCG@20	0.0813	0.0690	0.0870	0.1024	0.1069	0.0815	0.0876	0.0723	0.1058	<u>0.1100</u>	<b>0.1135</b>	3.18%

#### 4.2. Performance Comparison of Recommender Systems

We begin by comparing the performance of our proposed method, AusRec, with all baseline methods. Table 2 presents the overall performance comparison based on Recall@5/10/20 and NDCG@5/10/20 metrics across three datasets. From these results, we observe the following:

- Our proposed AusRec demonstrates strong performance across three datasets, outperforming baseline methods on both metrics. For example, our proposed method improves one of the most effective baselines LightGCN at least 10% under Recall metric on Epinions dataset, and also outperforms social recommendation methods (i.e., LightGCN-S and SocialMF) and SSL methods (i.e., SGL and MHCN) on three datasets. This improvement highlights the effectiveness of our proposed method and the adaptability of the automatic weighting mechanism to various SS-A tasks.
- NGCF and LightGCN as representative GNNs-based recommendations can show much better performance than traditional recommendation methods (i.e., MF). On the other hand, compared with social recommendations, their performance is still competitive, indicating the power of GNNs in representation learning for recommendations.
- SGL as a general self-supervised recommendation method can achieve promising performance in some cases, though no social information is

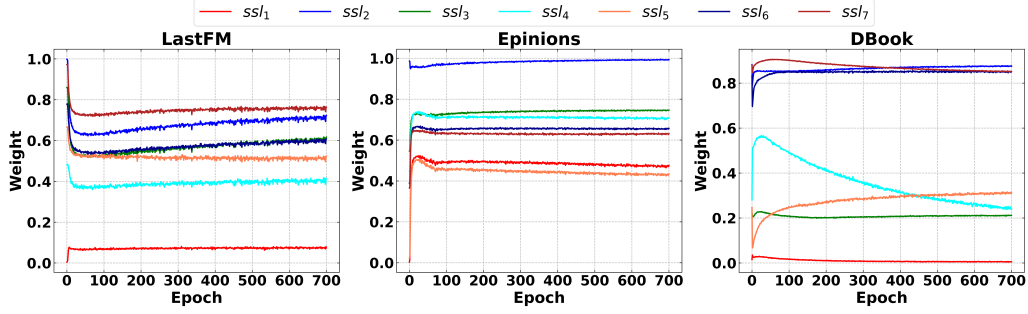


Figure 4: The change of automatic weights on various SS-A tasks during training (Best viewed in color).

enhanced. This can be attributed to the integration of self-supervision signals. This observation demonstrates the effectiveness of self-supervised learning techniques in supporting the primary recommendation task.

- Although MHCH and HGCL are state-of-the-art self-supervised social recommendation methods, they do not achieve the best performance across all cases. Our proposed method AusRec can outperform all the baseline, which is attributed to considering the automatic weights on various SS-A tasks.

In summary, our proposed method AusRec gains a significant performance improvement over various baselines in this experimental results, which can demonstrate the efficacy of the proposed framework.

### 4.3. Ablation Study

In this part, to gain a deeper understanding of our framework, AusRec, we examine the impact of its components and hyper-parameters through comprehensive experiments.

#### 4.3.1. The Change of Automatic Weights on Various SS-A Tasks during Training

To grasp the workings of our proposed AusRec, we now analyze the change of automatic weights  $\lambda_{ssl_s}$  on various SS-A tasks during the model training process. Note that weights  $\lambda_{ssl_s}$  (learned by the automatic weighting network  $V(\cdot; \Theta)$ ) aim to control the contribution of SS-A tasks  $ssl_s$  on primary recommendation task, which can affect model’s performance significantly.

Table 3: Results of AusRec with the same weight towards SS-A tasks.

Dataset	LastFM			Epinions			DBook		
Metrics	Recall@5	Recall@10	NDCG@10	Recall@5	Recall@10	NDCG@10	Recall@5	Recall@10	NDCG@10
AusRec	0.1313	0.2029	0.1889	0.0421	0.0645	0.0447	0.0826	0.1218	0.0968
w/o AW	0.1213	0.1873	0.1758	0.0364	0.0589	0.0409	0.0705	0.1050	0.0841
Improv.	8.24%	8.33%	7.45%	15.66%	9.51%	9.29%	17.16%	16.00%	15.10%

Figure 4 presents the experimental results, which reveal that (1) the automatic weights on most SS-A tasks are unstable in the early training stage, while they can converge to a specific value at the end; and (2) the weights on different SS-A tasks are different over three datasets. More specifically, the weight on SS-A task  $ssl_2$  (i.e., joint triangle relation) is much largest than that of other SS-A tasks on Epinions dataset, while the weight on SS-A task  $ssl_7$  (i.e., meta-path  $uvvu$ ) contributes more on primary recommendation task than that of other SS-A tasks on LastFM dataset. These observations suggest that the proposed automatic weighting mechanism can automatically control the contribution of various SS-A tasks across different datasets, so as to transfer self-supervision signals in various SS-A tasks to enhance social recommendation.

#### 4.3.2. Effect of Automatic Weighting Mechanism

To further study the effect of the automatic weighting mechanism, the weights of seven kinds of SS-A tasks are equally set to 1 without differentiating the importance of SS-A tasks (w/o AW for short). Table 3 provides the experimental results across three datasets, showing that the model without the automatic weighting network (i.e., **w/o AW**) experiences a significant drop in recommendation performance compared to the proposed AusRec. Therefore, we can see that removing the automatic weighting network can degrade performance significantly on three datasets, indicating that the automatic weighting mechanism can contribute to automatically leveraging various auxiliary tasks for enhancing social recommendation.

#### 4.3.3. Effect of Automatic Weighting Mechanism for Only One SS-A Task

To further study the effect of the automatic weighting mechanism, we use the automatic weighting mechanism with only one SS-A task, while the weight on variant (w/o AW) towards each SS-A task is set to 1 without differentiating the important weights of the samples in the SS-A task. Here, we run the experiment on the LastFM dataset, as similar patterns are observed

Table 4: Results of ablation experiments (single auxiliary task).

Model	Metrics	ssl <sub>1</sub>	ssl <sub>2</sub>	ssl <sub>3</sub>	ssl <sub>4</sub>	ssl <sub>5</sub>	ssl <sub>6</sub>	ssl <sub>7</sub>
AusRec	Recall@5	<b>0.1249</b>	<b>0.1288</b>	<b>0.1239</b>	<b>0.1260</b>	<b>0.1248</b>	0.1243	<b>0.1293</b>
	Recall@10	<b>0.1941</b>	<b>0.1975</b>	<b>0.1936</b>	<b>0.1913</b>	<b>0.1928</b>	<b>0.1969</b>	<b>0.1981</b>
	Recall@20	<b>0.2819</b>	0.2872	<b>0.2801</b>	<b>0.2784</b>	<b>0.2834</b>	<b>0.2892</b>	<b>0.2888</b>
	NDCG@5	<b>0.1663</b>	<b>0.1703</b>	0.1623	<b>0.1681</b>	<b>0.1680</b>	<b>0.1692</b>	<b>0.1725</b>
	NDCG@10	<b>0.1813</b>	<b>0.1844</b>	<b>0.1787</b>	<b>0.1808</b>	<b>0.1785</b>	<b>0.1846</b>	<b>0.1860</b>
	NDCG@20	<b>0.2184</b>	<b>0.2217</b>	<b>0.2154</b>	<b>0.2171</b>	<b>0.2187</b>	<b>0.2240</b>	<b>0.2248</b>
w/o AW	Recall@5	0.1224	0.1272	0.1234	0.1202	0.1177	<b>0.1250</b>	0.1241
	Recall@10	0.1910	0.1938	0.1930	0.1826	0.1821	0.1933	0.1912
	Recall@20	0.2777	<b>0.2877</b>	0.2772	0.2668	0.2696	0.2881	0.2832
	NDCG@5	0.1635	0.1671	<b>0.1635</b>	0.1581	0.1566	0.1689	0.1653
	NDCG@10	0.1780	0.1812	0.1784	0.1723	0.1702	0.1930	0.1791
	NDCG@20	0.2121	0.2208	0.2139	0.2168	0.2068	0.2230	0.2182

in other datasets. Table 4 shows that the automatic weighting network positively impacts model performance with only one SS-A task under most evaluation metrics. For instance, among the seven SS-A tasks, the model with the automatic weighting network on SS-A task ssl<sub>5</sub> can achieve the largest performance improvement compared to the model without the automatic weighting network (from 0.1177 to 0.1248 under Recall@5 metric). And the model with SS-A task ssl<sub>3</sub> has only a slight performance improvement compared to that of the model without the automatic weighting network (from 0.1234 to 0.1239 under Recall@5 metric). Note that ssl<sub>3</sub> and ssl<sub>5</sub> denote the SS-A tasks based on 1-hop and 3-hop social relations, respectively. The reason for these observations is that SS-A task ssl<sub>5</sub> can explore the high-order signals (3-hop) in social networks, hence providing more performance improvement by learning better representations, while SS-A task ssl<sub>3</sub> only explores the shallow signals (1-hop) in social networks, which provides limited signals to learn social information for enhancing the performance of social recommendation. Besides, aided by the automatic weighting network, the models with a single auxiliary task (ssl<sub>1</sub> to ssl<sub>7</sub>) show improved performance. The phenomenon indicates that the automatic weighting network not only automatically selects SS-A tasks to improve the primary recommendation task, but also improves the impact of a single SS-A task on the primary recommendation task.

Table 5: Effect of Automatic Weighting Network Architecture.

Architecture	Metrics	LastFM	Epinions	Architecture	Metrics	LastFM	Epinions
8-500-1	Recall@5	0.1268	0.0385	8-1000-1000-1	Recall@5	0.1266	0.0398
	Recall@10	0.2004	0.0631		Recall@10	0.2009	0.0658
	Recall@20	0.2903	0.0989		Recall@20	0.2900	0.1011
	NDCG@5	0.1709	0.0346		NDCG@5	0.1720	0.0348
	NDCG@10	0.1871	0.0433		NDCG@10	0.1883	0.0440
	NDCG@20	0.2255	0.0550		NDCG@20	0.2263	0.0556
8-1000-1	Recall@5	0.1313	0.0421	8-100-100-1	Recall@5	0.1261	0.0393
	Recall@10	0.2029	0.0645		Recall@10	0.1973	0.0634
	Recall@20	0.2909	0.1011		Recall@20	0.2902	0.0999
	NDCG@5	0.1734	0.0365		NDCG@5	0.1697	0.0353
	NDCG@10	0.1889	0.0447		NDCG@10	0.1850	0.0439
	NDCG@20	0.2244	0.0564		NDCG@20	0.2246	0.0559

#### 4.3.4. Effect of Automatic Weighting Network Architecture

To examine the impact of the MLP architecture in the automatic weighting network, we conduct experiments on two datasets (LastFM and Epinions) with various MLP architecture configurations. Table 5 presents the experimental results, showing that the network structure configuration 8-1000-1 achieves the best performance among the four configurations on both LastFM and Epinions datasets. For example, on the dataset LastFM, the network structure setting 8-1000-1 achieves 0.1313 under Recall@5, while the rest of the three network structure settings only achieve maximum 0.1268 under Recall@5. The same observation also happens on the Epinions dataset. Therefore, we select the network structure setting 8-1000-1 as the network structure setting for the automatic weighting network in our proposed method, achieving higher recommendation performance.

## 5. Conclusion

In this work, we proposed an automatic self-supervised learning framework for social recommendations (**AusRec**), which can automatically balance the importance of various Self-Supervised Auxiliary (SS-A) tasks to enhance representation learning in social recommendations. What’s more, our model provides advanced components with two following advantages: (1) Our proposed method can incorporate many SS-A tasks for social recommendations, which can take advantage of different kinds of social relation in-



formation across different datasets and downstream tasks; (2) The proposed automatic weighting mechanism facilitates the soft selection and balancing of SS-A tasks with the primary recommendation task, thereby enhancing user and item representation learning in social recommendations. Extensive experiments on three real-world datasets demonstrate the effectiveness of our proposed method. In addition, the ablation studies also demonstrate that the automatic weighting mechanism can adapt multiple SS-A tasks for improving the primary recommendation task.

## References

- [1] Y. Liu, X. Zhou, H. Kou, Y. Zhao, X. Xu, X. Zhang, L. Qi, Privacy-preserving point-of-interest recommendation based on simplified graph convolutional network for geological traveling, *ACM Transactions on Intelligent Systems and Technology* 15 (4) (2024) 1–17.
- [2] W. Fan, Y. Ma, Q. Li, J. Wang, G. Cai, J. Tang, D. Yin, A graph neural network framework for social recommendations, *IEEE Transactions on Knowledge and Data Engineering* (2020).
- [3] L. Meng, Z. Liu, D. Chu, Q. Z. Sheng, J. Yu, X. Song, Poi recommendation for occasional groups based on hybrid graph neural networks, *Expert Systems with Applications* 237 (2024) 121583.
- [4] M. McPherson, L. Smith-Lovin, J. M. Cook, Birds of a feather: Homophily in social networks, *Annual review of sociology* (2001) 415–444.
- [5] Y. Koren, R. Bell, C. Volinsky, Matrix factorization techniques for recommender systems, *Computer* 42 (8) (2009) 30–37.
- [6] W. Fan, Y. Ma, D. Yin, J. Wang, J. Tang, Q. Li, Deep social collaborative filtering, in: *Proceedings of the 13th ACM Conference on Recommender Systems*, 2019, pp. 305–313.
- [7] S. Ni, W. Zhou, J. Wen, L. Hu, S. Qiao, Enhancing sequential recommendation with contrastive generative adversarial network, *Information Processing & Management* 60 (3) (2023) 103331.
- [8] P. R. de Souza, F. A. Durão, Exploiting social capital for improving personalized recommendations in online social networks, *Expert Systems with Applications* 246 (2024) 123098.

- [9] W. Fan, Y. Ma, Q. Li, Y. He, E. Zhao, J. Tang, D. Yin, Graph neural networks for social recommendation, in: The world wide web conference, 2019, pp. 417–426.
- [10] L. Wu, P. Sun, Y. Fu, R. Hong, X. Wang, M. Wang, A neural influence diffusion model for social recommendation, in: Proceedings of the 42nd international ACM SIGIR conference on research and development in information retrieval, 2019.
- [11] J. Yu, H. Yin, J. Li, M. Gao, Z. Huang, L. Cui, Enhance social recommendation with adversarial graph convolutional networks, IEEE Transactions on Knowledge and Data Engineering (2020).
- [12] Y. A. Kim, J. Srivastava, Impact of social influence in e-commerce decision making, in: Proceedings of the ninth international conference on Electronic commerce, 2007, pp. 293–302.
- [13] M. Jamali, M. Ester, A matrix factorization technique with trust propagation for recommendation in social networks, in: Proceedings of the fourth ACM conference on Recommender systems, 2010.
- [14] J. Tang, X. Hu, H. Liu, Social recommendation: a review, Social Network Analysis and Mining 3 (4) (2013) 1113–1133.
- [15] Z. Wu, X. Yang, X. Wei, P. Yuan, Y. Zhang, J. Bai, A self-supervised anomaly detection algorithm with interpretability, Expert Systems with Applications 237 (2024) 121539.
- [16] E. Hashmi, S. Y. Yayilgan, M. M. Yamin, M. Abomhara, M. Ullah, Self-supervised hate speech detection in norwegian texts with lexical and semantic augmentations, Expert Systems with Applications 264 (2025) 125843.
- [17] J. Wu, X. Wang, F. Feng, X. He, L. Chen, J. Lian, X. Xie, Self-supervised graph learning for recommendation, in: Proceedings of the 44th International ACM SIGIR Conference on Research and Development in Information Retrieval, 2021.
- [18] X. Xia, H. Yin, J. Yu, Q. Wang, L. Cui, X. Zhang, Self-supervised hypergraph convolutional networks for session-based recommendation,

- in: Proceedings of the AAAI conference on artificial intelligence, Vol. 35, 2021, pp. 4503–4511.
- [19] J. Yu, H. Yin, J. Li, Q. Wang, N. Q. V. Hung, X. Zhang, Self-supervised multi-channel hypergraph convolutional network for social recommendation, in: Proceedings of the Web Conference 2021, 2021.
  - [20] R. Tian, J. Cai, C. Li, J. Wang, Self-supervised pre-training model based on multi-view for mooc recommendation, *Expert Systems with Applications* 252 (2024) 124143.
  - [21] S. Rendle, C. Freudenthaler, Z. Gantner, L. Schmidt-Thieme, Bpr: Bayesian personalized ranking from implicit feedback, *arXiv preprint arXiv:1205.2618* (2012).
  - [22] X. Juan, M. Peng, X. Wang, Dynamic self-training with less uncertainty for graph imbalance learning, *Expert Systems with Applications* (2025) 126643.
  - [23] X. Juan, X. Liang, H. Xue, X. Wang, Multi-strategy adaptive data augmentation for graph neural networks, *Expert Systems with Applications* 258 (2024) 125076.
  - [24] Y. Wang, H. Xue, K. Zhou, T. Chen, X. Wang, A two-stage co-adversarial perturbation to mitigate out-of-distribution generalization of large-scale graph, *Expert Systems with Applications* (2024) 124472.
  - [25] W. Fan, X. Liu, W. Jin, X. Zhao, J. Tang, Q. Li, Graph trend networks for recommendations, *arXiv preprint arXiv:2108.05552* (2021).
  - [26] X. He, K. Deng, X. Wang, Y. Li, Y. Zhang, M. Wang, Lightgcn: Simplifying and powering graph convolution network for recommendation, in: Proceedings of the 43rd International ACM SIGIR conference on research and development in Information Retrieval, 2020.
  - [27] W. Fan, Q. Li, M. Cheng, Deep modeling of social relations for recommendation, in: Proceedings of the AAAI Conference on Artificial Intelligence, Vol. 32, 2018.
  - [28] W. Zhou, A. U. Haq, L. Qiu, J. Akbar, Multi-view social recommendation via matrix factorization with sub-linear convergence rate, *Expert Systems with Applications* 237 (2024) 121687.

- [29] Z. Peng, W. Huang, M. Luo, Q. Zheng, Y. Rong, T. Xu, J. Huang, Graph representation learning via graphical mutual information maximization, in: *Proceedings of The Web Conference 2020*, 2020, pp. 259–270.
- [30] J. Qiu, Q. Chen, Y. Dong, J. Zhang, H. Yang, M. Ding, K. Wang, J. Tang, Gcc: Graph contrastive coding for graph neural network pre-training, in: *Proceedings of the 26th ACM SIGKDD International Conference on Knowledge Discovery & Data Mining*, 2020, pp. 1150–1160.
- [31] K. Sun, Z. Lin, Z. Zhu, Multi-stage self-supervised learning for graph convolutional networks on graphs with few labeled nodes, in: *Proceedings of the AAAI Conference on Artificial Intelligence*, Vol. 34, 2020, pp. 5892–5899.
- [32] P. Velickovic, W. Fedus, W. L. Hamilton, P. Liò, Y. Bengio, R. D. Hjelm, Deep graph infomax., *ICLR (Poster)* 2 (3) (2019) 4.
- [33] A. Sankar, J. Wang, A. Krishnan, H. Sundaram, Beyond localized graph neural networks: An attributed motif regularization framework, in: *2020 IEEE International Conference on Data Mining (ICDM)*, IEEE, 2020, pp. 472–481.
- [34] D. Hwang, J. Park, S. Kwon, K. Kim, J.-W. Ha, H. J. Kim, Self-supervised auxiliary learning with meta-paths for heterogeneous graphs, *Advances in Neural Information Processing Systems* 33 (2020) 10294–10305.
- [35] L. Wu, H. Lin, C. Tan, Z. Gao, S. Z. Li, Self-supervised learning on graphs: Contrastive, generative, or predictive, *IEEE Transactions on Knowledge and Data Engineering* (2021).
- [36] W. Jin, T. Derr, H. Liu, Y. Wang, S. Wang, Z. Liu, J. Tang, Self-supervised learning on graphs: Deep insights and new direction, *arXiv preprint arXiv:2006.10141* (2020).
- [37] J. Yu, H. Yin, X. Xia, T. Chen, J. Li, Z. Huang, Self-supervised learning for recommender systems: A survey, *arXiv preprint arXiv:2203.15876* (2022).

- [38] H. Liu, H. Lin, W. Fan, Y. Ren, B. Xu, X. Zhang, D. Wen, N. Zhao, Y. Lin, L. Yang, Self-supervised learning for fair recommender systems, *Applied Soft Computing* (2022) 109126.
- [39] A. Jaiswal, A. R. Babu, M. Z. Zadeh, D. Banerjee, F. Makedon, A survey on contrastive self-supervised learning, *Technologies* 9 (1) (2020) 2.
- [40] J. Devlin, M.-W. Chang, K. Lee, K. Toutanova, Bert: Pre-training of deep bidirectional transformers for language understanding, *arXiv preprint arXiv:1810.04805* (2018).
- [41] M. Joshi, D. Chen, Y. Liu, D. S. Weld, L. Zettlemoyer, O. Levy, Spanbert: Improving pre-training by representing and predicting spans, *Transactions of the Association for Computational Linguistics* 8 (2020) 64–77.
- [42] A. Conneau, G. Lample, Cross-lingual language model pretraining, *Advances in neural information processing systems* 32 (2019).
- [43] K. Song, X. Tan, T. Qin, J. Lu, T.-Y. Liu, Mass: Masked sequence to sequence pre-training for language generation, *arXiv preprint arXiv:1905.02450* (2019).
- [44] J. Yu, H. Yin, M. Gao, X. Xia, X. Zhang, N. Q. Viet Hung, Socially-aware self-supervised tri-training for recommendation, in: *Proceedings of the 27th ACM SIGKDD Conference on Knowledge Discovery & Data Mining*, 2021, pp. 2084–2092.
- [45] M. Li, S. Hu, F. Zhu, Q. Zhu, Few-shot learning for cold-start recommendation, in: *Proceedings of the 2024 Joint International Conference on Computational Linguistics, Language Resources and Evaluation (LREC-COLING 2024)*, 2024, pp. 7185–7195.
- [46] N. Li, J. Wang, X. Liu, L. Wang, L. Zhang, Contrastive learning-based meta-learning sequential recommendation, in: *2024 International Conference on Distributed Computing and Optimization Techniques (ICD-COT)*, IEEE, 2024, pp. 1–5.
- [47] X. Pan, Y. Chen, C. Tian, Z. Lin, J. Wang, H. Hu, W. X. Zhao, Multi-modal meta-learning for cold-start sequential recommendation, in: *Proceedings of the 31st ACM international conference on information & knowledge management*, 2022, pp. 3421–3430.

- [48] J. Chen, H. Dong, Y. Qiu, X. He, X. Xin, L. Chen, G. Lin, K. Yang, Autodebias: Learning to debias for recommendation, in: Proceedings of the 44th International ACM SIGIR Conference on Research and Development in Information Retrieval, 2021, pp. 21–30.
- [49] C. Finn, P. Abbeel, S. Levine, Model-agnostic meta-learning for fast adaptation of deep networks, in: International conference on machine learning, PMLR, 2017, pp. 1126–1135.
- [50] H. Lee, J. Im, S. Jang, H. Cho, S. Chung, Melu: Meta-learned user preference estimator for cold-start recommendation, in: Proceedings of the 25th ACM SIGKDD International Conference on Knowledge Discovery & Data Mining, 2019, pp. 1073–1082.
- [51] H. Bharadhwaj, Meta-learning for user cold-start recommendation, in: 2019 International Joint Conference on Neural Networks (IJCNN), IEEE, 2019, pp. 1–8.
- [52] Y. Chen, B. Chen, X. He, C. Gao, Y. Li, J.-G. Lou, Y. Wang,  $\lambda$ opt: Learn to regularize recommender models in finer levels, in: Proceedings of the 25th ACM SIGKDD International Conference on Knowledge Discovery & Data Mining, 2019, pp. 978–986.
- [53] Y. Zhang, F. Feng, C. Wang, X. He, M. Wang, Y. Li, Y. Zhang, How to retrain recommender system? a sequential meta-learning method, in: Proceedings of the 43rd International ACM SIGIR Conference on Research and Development in Information Retrieval, 2020, pp. 1479–1488.
- [54] R. Miao, K. Zhou, Y. Wang, N. Liu, Y. Wang, X. Wang, Rethinking independent cross-entropy loss for graph-structured data, arXiv preprint arXiv:2405.15564 (2024).
- [55] R. Milo, S. Shen-Orr, S. Itzkovitz, N. Kashtan, D. Chklovskii, U. Alon, Network motifs: simple building blocks of complex networks, Science (2002).
- [56] M. Newman, Networks, Oxford university press, 2018.

- [57] C. Shi, Y. Li, J. Zhang, Y. Sun, S. Y. Philip, A survey of heterogeneous information network analysis, *IEEE Transactions on Knowledge and Data Engineering* (2016).
- [58] A. R. Benson, D. F. Gleich, J. Leskovec, Higher-order organization of complex networks, *Science* 353 (6295) (2016) 163–166.
- [59] H. Wang, H. Zhao, B. Li, Bridging multi-task learning and meta-learning: Towards efficient training and effective adaptation, in: *International Conference on Machine Learning*, PMLR, 2021, pp. 10991–11002.
- [60] J. Shu, Q. Xie, L. Yi, Q. Zhao, S. Zhou, Z. Xu, D. Meng, Meta-weight-net: Learning an explicit mapping for sample weighting, *Advances in neural information processing systems* 32 (2019).
- [61] X. He, L. Liao, H. Zhang, L. Nie, X. Hu, T.-S. Chua, Neural collaborative filtering, in: *Proceedings of the 26th international conference on world wide web*, 2017.
- [62] X. Wang, X. He, M. Wang, F. Feng, T.-S. Chua, Neural graph collaborative filtering, in: *Proceedings of the 42nd international ACM SIGIR conference on Research and development in Information Retrieval*, 2019.
- [63] M. Chen, C. Huang, L. Xia, W. Wei, Y. Xu, R. Luo, Heterogeneous graph contrastive learning for recommendation, in: *Proceedings of the sixteenth ACM international conference on web search and data mining*, 2023, pp. 544–552.