

Concept Discovery in Deep Neural Networks for Explainable Face Anti-Spoofing

Haoyuan Zhang, Xiangyu Zhu, *Senior Member, IEEE*, Li Gao, Jiawei Pan, Kai Pang, Guoying Zhao, *Fellow, IEEE*, Stan Z. Li, *Fellow, IEEE*, Zhen Lei, *Fellow, IEEE*

Abstract—With the rapid growth usage of face recognition in people’s daily life, face anti-spoofing becomes increasingly important to avoid malicious attacks. Recent face anti-spoofing models can reach a high classification accuracy on multiple datasets but these models can only tell people “this face is fake” while lacking the explanation to answer “why it is fake”. Such a system undermines trustworthiness and causes user confusion, as it denies their requests without providing any explanations. In this paper, we incorporate XAI into face anti-spoofing and propose a new problem termed X-FAS (eXplainable Face Anti-Spoofing) empowering face anti-spoofing models to provide an explanation. We propose SPED (SPoofing Evidence Discovery), an X-FAS method which can discover spoof concepts and provide reliable explanations on the basis of discovered concepts. To evaluate the quality of X-FAS methods, we propose an X-FAS benchmark with annotated spoofing evidence by experts. We analyze SPED explanations on face anti-spoofing dataset and compare SPED quantitatively and qualitatively with previous XAI methods on proposed X-FAS benchmark. Experimental results demonstrate SPED’s ability to generate reliable explanations.

Index Terms—explainable artificial intelligence, face anti-spoofing, explainable face anti-spoofing

I. INTRODUCTION

Due to the vulnerability of face recognition systems to attack, academia and industry have paid extensive attention to face anti-spoofing technology [1]. Nowadays, face anti-spoofing technologies [2], [3], [4], [5] have already reached a high level of defense against physical attacks such as print, replay, makeup and 3D masks, etc. However, these technologies can only answer the question “whether the photograph provided was fake” while lacking the evidence to support its results which brings doubts and implicit bias.

When a facial recognition system rejects an image for security reasons, it is considered necessary for the system to provide an explanation. Without such an explanation, the




Fig. 1. X-FAS method provide explanations on top of classification result. Imp indicates the importance of the concept.

interaction can become not only frustrating and uncomfortable for users, but also lack transparency and trustworthiness. Thus an X-FAS (eXplainable Face Anti-Spoofing) system is advocated to provide user-friendly face anti-spoofing results by generating explanations based on face anti-spoofing models, which is the goal of this paper. We believe X-FAS is crucial as it can make the anti-spoofing system more comprehensive and significantly enhance the user experiences and reliability of the systems.

The field of XAI (eXplainable Artificial Intelligence) [6], [7], [8], [9] has emerged to demystify the inner workings of black-box models and offer insights into their decision-making processes. These techniques examine the basis of the model’s results and present in the form of heatmaps of interesting regions. Recent XAI methods [10], [11] begin to find the importance of concept discovering, for example, CRAFT [12] can find and mark *saw blade* in a image of class “chain saw”, making XAI provides not only a heatmap but also the corresponding activated concept.

In this paper, we introduce SPED (SPoofing Evidence Discovery), an X-FAS method that can discover spoof concepts and provide explanations of attack images. Given a well-trained face anti-spoofing model, SPED can discover spoof concepts from a given spoof dataset and analyze the importance of each concept without changing the anti-spoofing model, thus keep the original performance. With the help of discovered concept basis, SPED can mark the attention region of each concept if the input image is judged as a fake sample during inference. Examples are shown in Fig. 1, SPED find multiple activated concepts in attack images and provide the corresponding attention regions. To perform evaluation on X-FAS methods, we present an X-FAS benchmark to evaluate the quality of the generated explanations. Experiments show that SPED can discover key spoof concepts and provide a heatmap of corresponding concepts in face anti-spoofing tasks which increase the trustworthiness of users.

Our main contributions can be described as follows:

Haoyuan Zhang is with the University of Chinese Academy of Sciences, Beijing, China (e-mail: zhanghaoyuan2023@ia.ac.cn).

Xiangyu Zhu and Jiawei Pan are with the Institute of Automation, Beijing, China (e-mail: {xiangyu.zhu, panjiawei2023}@ia.ac.cn).

Li Gao is with the China Mobile Communications Company Limited Research Institute (email: gaolids@chinamobile.com).

Kai Pang is with the Guangzhou Pixel Solutions Co., Ltd. (email: pangkai@pixelall.com).

Guoying Zhao is with the University of Oulu, 90014 Oulu, Finland. (e-mail: guoying.zhao@oulu.fi).

Stan Z. Li is with the Westlake University, Hangzhou, China (e-mail: stan.zq.li@westlake.edu.cn).

Zhen Lei is with the Institute of Automation, Beijing, China and the University of Chinese Academy of Sciences, Beijing, China, and also with Hong Kong Institute of Science & Innovation, Chinese Academy of Sciences, Hong Kong, SAR (e-mail: zhen.lei@ia.ac.cn).

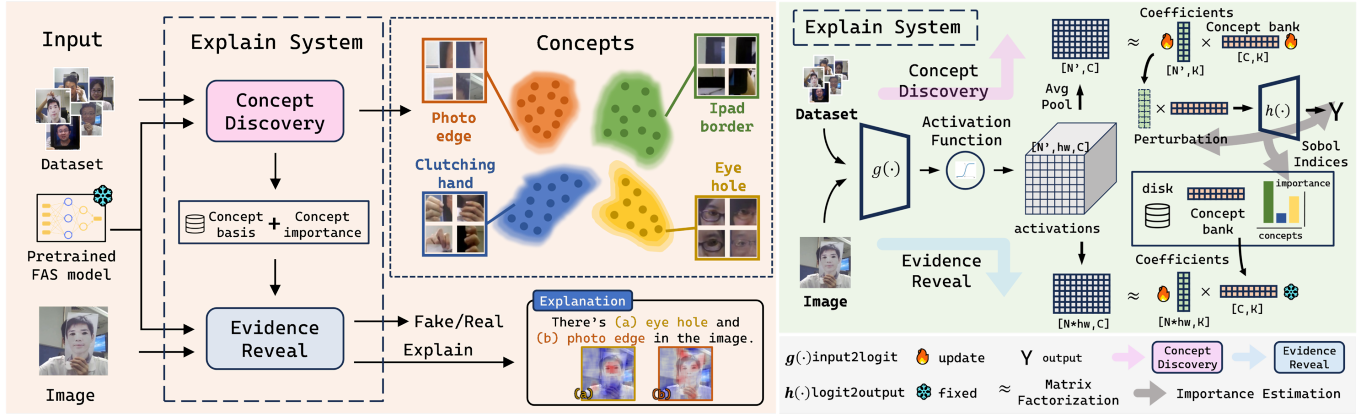


Fig. 2. The structure of proposed SPED. The left part (orange box) shows the pipeline of SPED, we first discover concepts from a give dataset and reveal evidence from a single image input. The right part (green box) shows the detailed method of SPED of how to discover concepts and reveal evidence.

- 1) We propose a new problem termed X-FAS (eXpliable Face Anti-Spoofing) that generates reliable explanations on top of face anti-spoofing classification results and introduce an X-FAS method SPED (SPooing Evidence Discovery) which can discover spoof concepts and provide attention region of each concept in attack images.
- 2) We propose an X-FAS benchmark with expert annotations to evaluate the quality of explanations generated by X-FAS methods.

The analysis of SPED explanations on face anti-spoofing dataset and results on X-FAS benchmark show the efficacy of SPED and demonstrate the ability to discover concepts and provide explanation of attack samples.

II. METHOD

In order to discover concepts of the attack image on faces and show the activated spoof concept and its region on the input sample, we separate the method into three parts which are concept discovery, importance analysis, and attribution estimation. The whole pipeline and detail of SPED can be seen in the left and right part of Fig. 2 respectively.

A. Preliminaries

Consider a general supervised learning setting, where $(x_1, \dots, x_N) \in \mathcal{X}^N \in \mathbb{R}^{N \times D}$ are N inputs images and $(y_1, \dots, y_N) \in \mathcal{Y}^N$ their associated labels. We are given a well trained predictor $f: \mathcal{X} \rightarrow \mathcal{Y}$ which maps the input x to the predicted class $f(x)$. We decompose the neural network f into two components g and h where g maps input x to intermediate logits $g(x)$ and the second maps the intermediate logits $g(x)$ to output $h(g(x))$. The original function f is reconstructed as $f = h \circ g$.

B. Concept discovery

The process of concept discovery is illustrated in the right part of Fig. 2 with pink arrow. Firstly, we gather a set of images that one wish to explain. There should be commonalities between these images, such as attack images with the same spoof strategy. We assume $\pi(\cdot)$ is a straightforward crop and resize function to create sub-regions and get a auxiliary dataset

$X \in \mathbb{R}^{N' \times d}$. To discover concepts, we feed X to the network to obtain activations $A = g(X) \in \mathbb{R}^{N' \times hw \times C}$ where hw indicates the shape of activation map and C indicates the number of channel. We apply Semi-NMF (Semi Non-negative Matrix Factorization) [13] to factorize activation maps since the non-negative constraint on the coefficients brings better interpretability while remain the capability to process negative values. Semi-NMF decompose the average pooled activations A into a product of concept coefficients $U \in \mathbb{R}^{N' \times K}$ and concept basis $W \in \mathbb{R}^{C \times K}$ by solving:

$$(U, W) = \arg \min_{U \geq 0, W} \|A - UW^T\|_F^2, \quad (1)$$

where K indicates the number of concepts to discover and $\|\cdot\|_F^2$ denotes the Frobenius norm.

According to Ding *et al.* [13], the objective can be solved by iteratively updating U and W as follows:

$$W = X^T U (U^T U)^{-1}, \quad (2)$$

$$U = U \cdot \sqrt{\frac{(XW)^+ + U(W^T W)^-}{(AW)^- + U(W^T W)^+}}, \quad (3)$$

where the separated positive and negative parts of a matrix M is:

$$M^+ = (|M| + M)/2, \quad M^- = (|M| - M)/2$$

C. Importance analysis

The process of concept discovery is illustrated in the right part of Fig. 2 with gray arrow. We adopt sobol indices proposed in CRAFT [12] to estimate the importance of each concept given the original N images \mathcal{X}^N and the discovered concept basis W . We generate random perturbation mask $M \sim \mathcal{U}[0, 1]^K$ and leave-one perturbation $M_{\sim k}$ by independently set number k to zero or other random number. The importance can be written as:

$$S_k = \frac{\mathbb{E}_{M_{\sim k}} (\mathbb{V}_{M_k} (Y | M_{\sim k}))}{\mathbb{V}(Y)}, \quad (4)$$

where $Y | M_{\sim k} = g((U \odot M) W^T) - g((U \odot M_{\sim k}) W^T)$, \mathbb{E} indicates expectation and \mathbb{V} indicates variance. We use Quasi-Monte Carlo Halton sequence as the random generator of perturbation mask M .

D. Attribution estimation

The process of concept discovery is illustrated in green box of Fig. 2 with blue arrow. After concept discovery, we get K concept basis $\mathbf{W} \in \mathbb{R}^{C \times K}$ of the given N images. Given an image \mathbf{x}_i (in the N images), we factorize the activations $\mathbf{A}_i = \mathbf{g}(\mathbf{x}_i) \in \mathbb{R}^{hw \times C}$ with the fixed concept basis \mathbf{W} and get concept coefficients $\mathbf{U}_i \in \mathbb{R}^{hw \times K}$. Specifically, we can regard $\mathbf{U}_{i,(x,y,k)}$ as the importance of concept k at (x,y) position of the activation map and the $\mathbf{U}_{i,k}$ can be seen as a activation map of concept k . In this way, we factorizes a single input image into several concepts and its activation map.

Since activation maps remain spatial correlations to the input image, we follow Collins *et al.* [14] to mark attention regions of each concept by scaling activation maps of concepts (keep 10% of the maximum value and set the rest to zero) to the input shape which indeed makes sense.

III. BENCHMARK




Fig. 3. Sample visualization of four types evidence in X-FAS benchmark: clutching hand, cut hole, iPad border and photo edge.

In order to evaluate the explanation quality generated by X-FAS methods, we use expert annotated spoofing evidence that can repeatably evaluate multiple explainable methods in an unbiased way. Following the annotation manner of Kondapaneni *et al.* [15] which proposed an expert-defined birds feature dataset to evaluate explainable methods for birds classification. We introduce an X-FAS benchmark for testing X-FAS methods which can measure the accuracy of generated explanation at a fine-grained level.

A. Fine-grained explanation dataset

The benchmark data is spoof images from the CASIA-FASD dataset [16]. CASIA-FASD contains three kinds of fake face attacks including warped photo attacks, cut photo attacks, and video attacks. We randomly choose several samples for each of the attack method. By analyzing obvious spoofing traces and combine with human experts' knowledge, we annotate the regions of four types of shared spoofing evidence, finally forming 56 image annotation pairs in total to produce targets of X-FAS methods. Samples in the X-FAS benchmark are visualized in Fig. 3.

B. Evaluation metric

Due to the specificity of manifestations of explanation, we define a fair metric derived from *intersection over union* (IoU) termed *normalized intersection over union* (nIoU). Given an annotated evidence \mathbf{M}_G and a explanation \mathbf{M}_I . First, get a processed explanation \mathbf{M}_I^x by assigning the first x percent value as 1 and others 0. The metric nIoU can be formulated as follows:

$$nIoU(\mathbf{M}_G, \mathbf{M}_I, x) = \frac{IoU(\mathbf{M}_G, \mathbf{M}_I^x) * \max(x, y)}{\min(x, y)} \in [0, 1] \quad (5)$$

where y is the useful pixel percentage of annotated evidence \mathbf{M}_G . $\frac{\min(x, y)}{\max(x, y)}$ is the optimum value of $IoU(\mathbf{M}_G, \mathbf{M}_I^x)$

IV. EXPERIMENTS

To demonstrate the efficacy of SPED, we analyze explanations generated by SPED by visualizing the discovered spoof concepts and corresponding attention regions. We also compare SPED with multiple previous commonly used XAI methods on X-FAS benchmark quantitatively and qualitatively which further proves the reliability of SPED.




Fig. 4. Discovered spoof concepts in CASIA-FASD dataset. Concept c1, c2, c3 and c4 have clear semantic meanings: *clutching hand*, *cut hole*, *photo edge* and *iPad border*.

A. Concept discovery and explanation generation

We choose CASIA-FASD [16] dataset to further analyze the explanations generated by SPED. The spoofing evidence in CASIA-FASD can be summarized into concrete concepts since they are clear. For example, we can easily say the image is an attack sample if we find hands grabbing a photo. As shown in Fig. 4, concepts discovered by SPED is represented in multiple patches which is easy to be understood by users. All four types of concepts have clear semantic meanings: *clutching hand*, *cut hole*, *photo edge* and *iPad border*.

With the help of these discovered concepts, SPED can generate explanations which mark attention regions of activated corresponding concepts, as shown in Fig. 6. In the explanation of Fig. 6(a), SPED find activated concepts c1, c2, c3 and mark the specific attention region in red which is consistent with concepts in Fig. 4. While in the explanation of Fig. 6(b), SPED only find activated concept c1 and c4.

The result shows that SPED has the ability to discover spoof concepts which is easy to be understood by users and provide corresponding attention regions of each concept on top of face anti-spoofing models.




Fig. 5. Visualization of multiple XAI methods on CASIA-FASD samples. We compare multiple previous XAI methods with SPED, previous methods give a single heatmap while SPED gives multiple attention regions of corresponding activated spoof concepts.

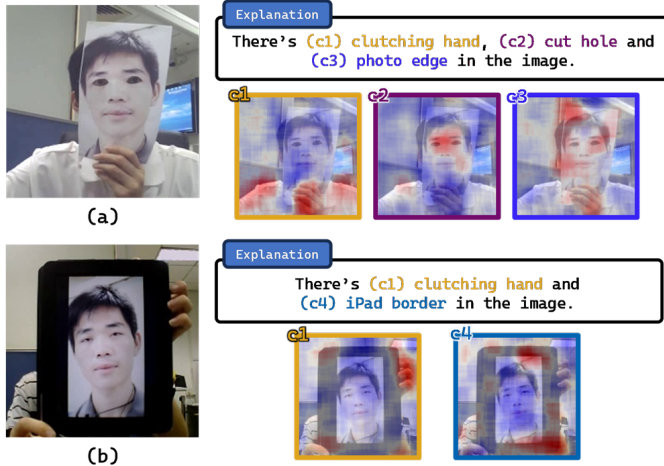


Fig. 6. Explanations on CASIA-FASD samples of concepts in Fig. 4. The first attack sample activated concept c1 (clutching hand), c2 (cut hole) and c3 (photo edge) while the second activated c1 (clutching hand) and c4 (iPad border). Heatmaps show pixel level attention region of each activated concept.

B. X-FAS comparison experiment

1) *Baselines*: We consider three categories of XAI methods: gradient-based methods, perturbation-based methods, and concept-based methods. Gradient-based methods include GradCAM [17], GradCAM++ [18], EigenGradCAM [19], AblationCAM [20], RandomCAM (code from [21]). Perturbation-based methods we choose RISE [22]. The concept-based method is SPED proposed in this paper. Following the evaluation protocol in [15], we calculate mean IoU and mean nIoU (detail in Section III-B) metric on four types of evidence in X-FAS benchmark.

2) *Quantitative comparison*: Table I shows the overall results on X-FAS benchmark. Previous XAI methods show unstable performance on four types of spoof evidence. For example, GradCAM exceeds other previous XAI methods on type *clutching hand* and *iPad border* but get a low performance

TABLE I
QUANTITATIVE RESULT ON X-FAS BENCHMARK. WHEN CALCULATING IOU AND nIOU, WE CONSIDER THE TOP 30% PIXELS AS THE EXPLANATION MASK. THE EVALUATION PROTOCOL FOLLOWS [15].

Method	Clutching hand		Cut hole		Photo edge		iPad border	
	IoU	nIoU	IoU	nIoU	IoU	nIoU	IoU	nIoU
GradCAM [17]	0.092	0.420	0.004	0.156	0.212	0.242	0.093	0.464
GradCAM++ [18]	0.079	0.355	0.010	0.414	0.226	0.258	0.090	0.449
EigenGradCAM [19]	0.068	0.265	0.015	0.576	0.107	0.125	0.091	0.454
AblationCAM [20]	0.066	0.135	0.010	0.370	0.239	0.179	0.062	0.173
RandomCAM	0.053	0.295	0.016	0.440	0.218	0.196	0.058	0.324
RISE [22]	0.109	0.104	0.000	0.000	0.149	0.151	0.105	0.074
SPED (Ours)	0.207	0.825	0.024	1.000	0.321	0.405	0.117	0.473

on other two types. However, on all four types of spoof evidence, SPED reach the highest performance on both IoU and nIoU metric proving the quality of its explanations.

3) *Qualitative comparison*: Fig. 5 shows the visualization comparison between multiple XAI methods and SPED. Previous XAI methods show a single heatmap where some cover the whole face missing finer-level information and some pay attention to partial spoof evidence. In contrast, SPED provides multiple heatmaps where each of them corresponds to a specific activated spoof concept.

V. CONCLUSION

In this paper, we propose a new problem termed X-FAS to provide reliable face anti-spoofing results by generating explanations on top of face anti-spoofing classification results to cope with the vulnerability of black-box models. We introduce SPED, an X-FAS method which can discover spoofing concepts that is easy to be understood by users and provide a heatmap of activated concepts of attack images. To evaluate the quality of X-FAS methods, we present an X-FAS benchmark with expert annotations on four types spoof evidence. In our experiments, both quantitative and qualitative results show the efficacy and reliability of SPED. We hope that this work will guide further efforts in the research for X-FAS which can eliminate user's doubts of face anti-spoofing models and make it more transparent, trustworthy and effective.

REFERENCES

- [1] Z. Yu, Y. Qin, X. Li, C. Zhao, Z. Lei, and G. Zhao, “Deep learning for face anti-spoofing: A survey,” *IEEE Transactions on Pattern Analysis and Machine Intelligence*, vol. 45, no. 5, pp. 5609–5631, 2023.
- [2] K. Srivatsan, M. Naseer, and K. Nandakumar, “Flip: Cross-domain face anti-spoofing with language guidance,” in *Proceedings of the IEEE/CVF International Conference on Computer Vision*, 2023, pp. 19 685–19 696.
- [3] A. Liu, H. Ma, J. Zheng, H. Yuan, X. Yu, Y. Liang, S. Escalera, J. Wan, and Z. Lei, “Fm-clip: Flexible modal clip for face anti-spoofing,” in *Proceedings of the 32nd ACM International Conference on Multimedia*, 2024, pp. 8228–8237.
- [4] A. Liu, Z. Tan, Z. Yu, C. Zhao, J. Wan, Y. Liang, Z. Lei, D. Zhang, S. Z. Li, and G. Guo, “Fm-vit: Flexible modal vision transformers for face anti-spoofing,” *IEEE Transactions on Information Forensics and Security*, vol. 18, pp. 4775–4786, 2023.
- [5] E. Solomon and K. J. Cios, “Fass: Face anti-spoofing system using image quality features and deep learning,” *Electronics*, vol. 12, no. 10, p. 2199, 2023.
- [6] F. Doshi-Velez and B. Kim, “Towards a rigorous science of interpretable machine learning,” *arXiv preprint arXiv:1702.08608*, 2017.
- [7] A. Jacovi, A. Marasović, T. Miller, and Y. Goldberg, “Formalizing trust in artificial intelligence: Prerequisites, causes and goals of human trust in ai,” in *Proceedings of the 2021 ACM conference on fairness, accountability, and transparency*, 2021, pp. 624–635.
- [8] Z. Wang, C. Huang, and X. Yao, “A roadmap of explainable artificial intelligence: Explain to whom, when, what and how?” *ACM Transactions on Autonomous and Adaptive Systems*, vol. 19, no. 4, pp. 1–40, 2024.
- [9] R. Dwivedi, D. Dave, H. Naik, S. Singhal, R. Omer, P. Patel, B. Qian, Z. Wen, T. Shah, G. Morgan *et al.*, “Explainable ai (xai): Core ideas, techniques, and solutions,” *ACM Computing Surveys*, vol. 55, no. 9, pp. 1–33, 2023.
- [10] E. Poeta, G. Ciravegna, E. Pastor, T. Cerquitelli, and E. Baralis, “Concept-based explainable artificial intelligence: A survey,” *arXiv preprint arXiv:2312.12936*, 2023.
- [11] A. Sun, P. Ma, Y. Yuan, and S. Wang, “Explain any concept: Segment anything meets concept-based explanation,” *Advances in Neural Information Processing Systems*, vol. 36, 2024.
- [12] T. Fel, A. Picard, L. Bethune, T. Boissin, D. Vigouroux, J. Colin, R. Cadène, and T. Serre, “Craft: Concept recursive activation factorization for explainability,” in *Proceedings of the IEEE/CVF Conference on Computer Vision and Pattern Recognition*, 2023, pp. 2711–2721.
- [13] C. H. Ding, T. Li, and M. I. Jordan, “Convex and semi-nonnegative matrix factorizations,” *IEEE transactions on pattern analysis and machine intelligence*, vol. 32, no. 1, pp. 45–55, 2008.
- [14] E. Collins, R. Achanta, and S. Susstrunk, “Deep feature factorization for concept discovery,” in *Proceedings of the European Conference on Computer Vision (ECCV)*, 2018, pp. 336–352.
- [15] N. Kondapaneni, M. Marks, O. Mac Aodha, and P. Perona, “Less is more: Discovering concise network explanations,” in *ICLR 2024 Workshop on Representational Alignment*, 2024.
- [16] Z. Zhang, J. Yan, S. Liu, Z. Lei, D. Yi, and S. Z. Li, “A face anti-spoofing database with diverse attacks,” in *2012 5th IAPR International Conference on Biometrics (ICB)*, 2012, pp. 26–31.
- [17] R. R. Selvaraju, M. Cogswell, A. Das, R. Vedantam, D. Parikh, and D. Batra, “Grad-cam: Visual explanations from deep networks via gradient-based localization,” in *Proceedings of the IEEE international conference on computer vision*, 2017, pp. 618–626.
- [18] A. Chattopadhyay, A. Sarkar, P. Howlader, and V. N. Balasubramanian, “Grad-cam++: Generalized gradient-based visual explanations for deep convolutional networks,” in *2018 IEEE winter conference on applications of computer vision (WACV)*. IEEE, 2018, pp. 839–847.
- [19] M. B. Muhammad and M. Yeasin, “Eigen-cam: Class activation map using principal components,” in *2020 international joint conference on neural networks (IJCNN)*. IEEE, 2020, pp. 1–7.
- [20] H. G. Ramaswamy *et al.*, “Ablation-cam: Visual explanations for deep convolutional network via gradient-free localization,” in *proceedings of the IEEE/CVF winter conference on applications of computer vision*, 2020, pp. 983–991.
- [21] J. Gildenblat and contributors, “Pytorch library for cam methods,” <https://github.com/jacobgil/pytorch-grad-cam>, 2021.
- [22] V. Petsiuk, “Rise: Randomized input sampling for explanation of black-box models,” *arXiv preprint arXiv:1806.07421*, 2018.