

# Better Think with Tables: Tabular Structures Enhance LLM Comprehension for Data-Analytics Requests

Jio Oh<sup>‡2</sup>, Geon Heo<sup>‡</sup>, Seungjun Oh<sup>1</sup>, Hyunjin Kim<sup>2,4</sup>,  
JinYeong Bak<sup>4</sup>, Jindong Wang<sup>3</sup>, Xing Xie<sup>2</sup>, Steven Euijong Whang<sup>‡</sup>

<sup>1</sup>KAIST, <sup>2</sup>Microsoft Research Asia <sup>3</sup>William & Mary <sup>4</sup>SKKU

## Abstract

Large Language Models (LLMs) often struggle with *data-analytics* requests related to information retrieval and data manipulation that frequently arise in real-world scenarios under multiple conditions. In this paper, we introduce *Thinking with Tables*, where we inject tabular structures into LLMs for data-analytics requests. Through comprehensive evaluations across various request types, we show that providing tabular structures yields a 40.29% average performance gain along with better robustness and token efficiency. Through attention-value analysis, we uncover that tables help LLMs better attend to relevant information, explaining these improvements. Beyond tables and text, we evaluate whether (1) blending structuredness within text, such as providing templates or fixing the order of attributes, and (2) other representative structures, such as knowledge graphs and JSON are helpful. We observe that utilizing tables offers the best balance between efficiency and effectiveness. These advantages remain consistent under increased task complexity and even when all input data cannot be structured. Finally, as data analytics typically relies on structured factual inputs, our text-to-table conversion demonstrates the method’s applicability to text-compatible data sources.

## 1 Introduction

The recent advancements in Large Language Models (LLMs) have significantly transformed the field of natural language processing, leading to substantial improvements in various tasks. The diverse capabilities of LLMs are significantly influencing users’ information-seeking behaviors, with users increasingly turning to LLMs as alternatives to traditional web search engines [1]. Throughout the history of search engines, approximately 50-60% of user queries have been classified as informational queries where users seek factual information about the query topic [2, 3, 4].

Moreover, LLM applications have expanded beyond trivial conversations to complex tasks such as data-analytics. However, even state-of-the-art LLMs like GPT and Gemini [5, 6] struggle on these tasks, achieving F1 scores below 70% for information retrieval tasks (Tbl. 2). Ensuring high accuracy in answering these queries is critical for LLMs to gain user trust. These queries often include *data-analytics requests*, such as information retrieval or data manipulation on *factual* data [7], where LLMs should handle sophisticated requests with additional conditions and details [8].

Data-analytics requests in practical scenarios are accompanied with detailed constraints like “Give me the soccer players with nationality Argentina and preferred foot is left foot.” However, in such cases, LLMs frequently produce incorrect answers or hallucinations, often including and excluding irrelevant and relevant players, respectively. Moreover, several studies have shown

<sup>1</sup>Equal contribution {harryoh99, geon.heo}@kaist.ac.kr. <sup>‡</sup>Corresponding author {swhang@kaist.ac.kr}

<sup>3</sup>Work done during internship in Microsoft Research Asia

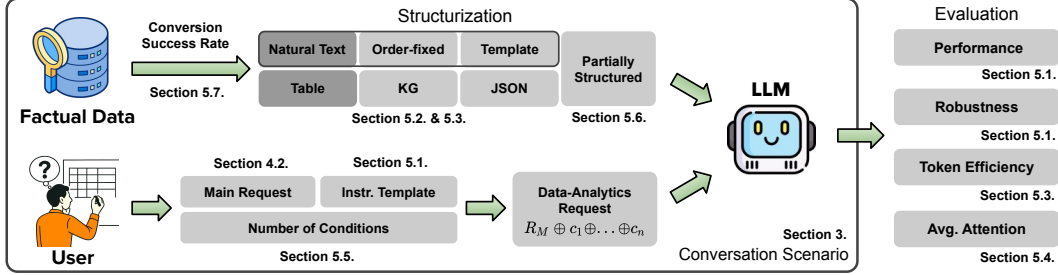


Figure 1: Evaluation Framework. We design to evaluate the impact of tabular structures on LLMs’ performance and robustness for data-analytics requests, with analyses and ablation studies across various models, examining the generalizability of *Thinking with Tables*. For scenarios where users make data-analytics requests accompanied by multiple conditions, we compare LLM performances with different structural representation of the same information in scenarios shown in Fig. 2.

that LLMs tend to struggle with complex queries involving additional details, leading to a noticeable decline in performance as the query complexity increases [9, 10, 11]. Such data-analytics requests are seldom found in text used to train LLMs, making it even more challenging for the model to generate accurate responses [12, 13]. Thus, these requests effectively assess the model’s ability to generalize to unseen tasks [14, 15].

Information organized in *structured* formats such as tables often facilitates humans in dealing with complicated or detailed tasks, also known as functional thinking [16, 17]. This thought process highlights relationships and conditions, hence simplifying key concepts, prioritizing action, and making problems more manageable, which lead to better performance. Particularly for tasks with multiple conditions, drawing a table with rows and columns makes it easier to identify elements that satisfy multiple criteria with information being organized by location [18].

Building on this cognitive strategy, we propose that LLMs can similarly benefit from *Thinking with Tables* for data-analytics requests, often with multiple conditions. This method leverages the advantages of simple, yet rich, tabular representations. Tables, on top of being good means to assist with cognitive processes, are rich and prevalent sources of factual knowledge. Information structured into a two-dimensional grid with fixed column names and positions highlights relationships and conditions at a glance. In contrast, one-dimensional textual representations, which are often accompanied with diverse expressions and phrasing, can introduce inconsistencies and inaccuracies in LLM responses [19, 20, 21]. Moreover, tables also present information in a compact and succinct manner, significantly reducing the number of tokens needed to convey equivalent information compared to text, JSON, or knowledge graphs. As a result, LLMs equipped with *Thinking with Tables* can ingest more factual information per context window and lower inference cost.

In this paper, we show the benefits of blending structuredness to LLMs using the most structured form, tables, in a comprehensive manner across *single-turn*, *multi-turn*, and *pre-instruction* settings (see details in Sec. 3). Tabular structures improve LLM answer performances in terms of accuracy and robustness for data-analytics requests that are prevalent across LLM benchmarks, while being the most token-efficient. *Thinking with Tables* improves the baseline for all request types, on average by 40.29%. Beyond tabular structures, we compare LLM performances across different structuring levels, including text blended with structures (template-based and order-fixed text) and prevalent semi-structured data formats (knowledge graphs and JSON). We show that the tabular structure is the most token-efficient and powerful. Tabular structures particularly shine under sparse data scenarios, where attributes are partially missing. For instance, as illustrated in Fig. 4, GPT-4o suffers drastic performance degradation when semi-structured formats are injected, whereas providing tables consistently assists the model to maintain high performance.

Moreover, we show that the benefit of utilizing tables remains consistent across varying levels of difficulty by differing the number of conditions. We also empirically show that our method remains effective even when the model fails to structure all the information completely, highlighting the robustness of tabular representations. In addition, our model analysis reveals that LLMs exhibit higher attention scores when *Thinking with Tables* compared to the baseline. Higher attention implies that the model better focuses on relevant features, enhancing contextual understanding with tables,

explaining why models perform better accompanied by tables. Lastly, to show generalizability, we demonstrate that data-analytics requests can be extended using database query languages.

Our main contributions are as follows. (1) We show that current state-of-the-art LLMs struggle for data-analytics requests, involving factual information retrieval and manipulation tasks. (2) Aligning with human cognitive behavior, we demonstrate that tabular structures improve LLMs’ answer accuracy and robustness for these tasks, while being the most token-efficient. (3) We provide extensive analyses across various top-performing models along with ablation studies showing the generalizability of *Thinking with Tables*. In Fig. 1, we summarize our whole evaluation framework.

## 2 Related Work

**LLM with data-analytics Requests.** Recently, many works have been conducted on how difficult LLMs understand and generate accurate outputs for data-analytics requests, such as complex information retrieval or data manipulation [7, 9, 10, 11]. The most relevant work is presented by He et al. [12], which also proposed a method to enhance LLM performance on complex instructions. However, their focus is primarily on how to obtain and utilize effective training data, while we demonstrate the impact of data structuredness on requests with multiple constraints.

**LLM with Tables.** Tabular structure is an organized format that contains large amounts of information. This systematic characteristic makes tabular data essential for many applications [22, 23, 24, 25]. Researchers have explored different methods to represent and encode tabular data. Hegselmann et al. [26] compare the performance on classification problems when tables are converted to text using templates, table-to-text models, and large language models. Wang et al. [27] suggest a multi-step tabular reasoning approach with table evolution to improve table understanding. Deng et al. [28] systemically evaluate how different text-based or image-based prompt methods affect LLMs’ performances on table-related tasks. The most relevant work is Tab-CoT [29], a variation of Zero-Shot Chain-of-Thought (Zero-Shot CoT) [30] approach that adopts a tabular reasoning scheme to generate answers. However, they mainly focus on arithmetic tasks, and the questions they address lack constraints or detailed conditions.

## 3 Thinking with Tables

LLMs usually provide high-quality answers to users’ requests, but often output incorrect results on data-analytics requests with detailed constraints [7, 9, 12]. Ensuring correctness for these errors is crucial as LLM-based data-analytics allows higher accessibility to non-experts (see Appendix C.1 for details). In this paper, we show structuredness, representatively tables, boost models’ answer accuracy and robustness, while being the most efficient. We specifically focus on data-analytics request types, related to factual information retrieval or data manipulation, which are widely used by users interacting with LLMs. These requests are widely present in various benchmarks [8, 31, 32, 33, 34, 35, 36], being able to assess the model’s ability to generalize to unseen tasks (see Sec. 4.2 for detailed explanations).

**Table Representations in LLMs.** We utilize the delimiter “|” for table formatting introduced by Jin and Lu [29]. They demonstrated that proper formatting is crucial for LLMs to accurately interpret tabular structures, while alternative delimiters, such as “;”, lead to failure in capturing the inherent structure of tables.

**Data-Analytics Requests.** As mentioned in previous sections, real-world users often provide data-analytics requests that involve multiple conditions to obtain, alter, and analyze factual data. With wide adoption of LLMs, performing data-analytics with LLMs is gaining significant attention in practice. Here, we specify these requests that often include information retrieval and data manipulation such as filtering, aggregation, and transformation over factual data. To begin with, we break down a data-analytics request into two components: a main request and conditions. If the instruction is “Give me the soccer players with nationality Argentina and preferred foot is left foot,” the main request is “Give me the soccer players,” and the two conditions are “nationality is Argentina” and “preferred foot is left foot.” Generally, when a data-analytics request  $R_{DA}$  is inputted to an LLM, we express the model output  $A_0$  as follows:

$$A_0 = LLM(R_{DA}) \quad R_{DA} := R_M \oplus c_1 \oplus \dots \oplus c_n$$

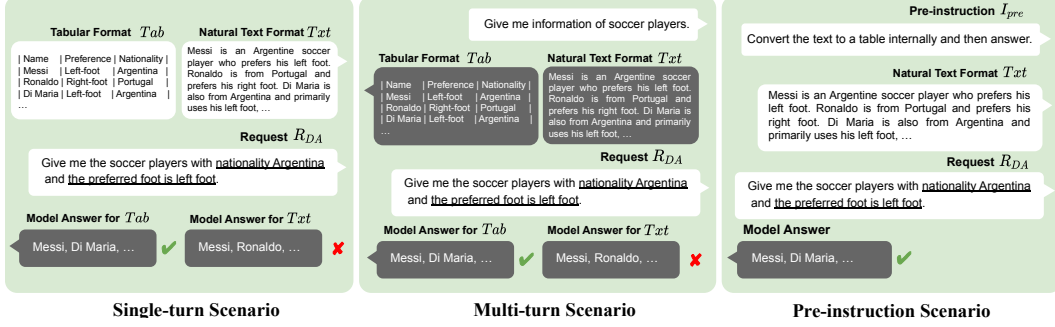


Figure 2: To evaluate the effectiveness of structuredness, we define and categorize three types of conversation scenarios: *single-turn*, *multi-turn*, and *pre-instruction*. A data-analytics request  $R_{DA}$  consists of a main request and conditions (underline). White and black speech bubbles denote user requests and model responses, respectively.

where  $R_M$  denotes the main request, and  $c_{i \in [1 \dots n]}$  denotes  $i$ th condition among the  $n$  additional conditions.  $\oplus$  represents the concatenation of the main request and the conditions [12]. A logical operator like “and” or “or” can be placed between conditions.

**Scenario Formalization.** In practice, users query data-analytics requests to LLMs under various circumstances. For instance, the associated factual data can be provided by the user, whereas the user might require the model to first retrieve the relevant data. To comprehensively evaluate the effectiveness of structuredness, we define three types of scenarios: *single-turn*, *multi-turn*, and *pre-instruction*. Fig. 2 shows simplified examples for each scenario.

- 1) **Single-turn:** Comparison of cases where table and text form of data is *inputted* to the model.

$$A_{Tab} = LLM(Tab, R_{DA}) \Leftrightarrow A_{Txt} = LLM(Txt, R_{DA})$$

- 2) **Multi-turn:** Comparison of cases where table and text form of data is *outputted* by the model.

$$A_{Tab} = LLM(R_{DA} | Tab) \Leftrightarrow A_{Txt} = LLM(R_{DA} | Txt)$$

- 3) **Pre-instruction:** Comparison of cases where an *additional instruction* to internally structurize information is given to the model with text form of data.

$$A_{Tab} = LLM(Txt, I_{pre}, R_{DA}) \Leftrightarrow A_{Txt} = LLM(Txt, R_{DA})$$

where  $Tab$  and  $Txt$  denote data in tabular and textual formats, respectively, and  $I_{pre}$  is a simple prefix instruction as “Convert the text to a table internally and then answer.”. We set the *single-turn* scenario as our main experiments to eliminate unexpected prompt-engineering effects, which might occur due to prompts like “Give me information of soccer players” in Fig. 2. This scenario allows us to directly isolate the impact of input structures on model performance.

**Ensuring Fair Format Comparisons.** To fairly evaluate the effectiveness of structuredness, we must compare results when the data format is either structured or not, *ensuring that both contain exactly the same amount of information*. In practice, natural texts often include extra expressions and content beyond the essential information needed to answer the user’s request. We trim the text such that no surplus information exists in text compared to tables. Accordingly, we form text-table aligned pairs by converting text dataset to tables (PII dataset) and tabular dataset to text (Soccer and Movie datasets; see more details in Appendix C.3).

**Extended Data Formats.** Beyond conventional textual and tabular formats, we construct intermediate data structuring levels by interpolating between natural text and table. We add structuredness to text by generating these representations using fixed templates and paraphrasing sentences while maintaining the order of attributes (see Sec. 5.2 for the details). We further extend our analysis to other rich structured formats, including knowledge graphs (KGs) and JSON (see Sec. 5.3 for details). Tbl. 1 provides illustrative examples of data structuring levels and structured formats. Note that for KG and JSON, while we fix the attribute orders in our experiments, these formats typically do not require consistent orders of attributes across entities. Moreover, since KGs do not have guarantees for entities to come in order, we also compare the scenario where the sequence of graph triples, (Subject, Predicate, Object), is randomized, denoted as “KG\_shuffled”.

Table 1: Data structuring levels. To evaluate the influence of data structuredness, we further subdivide the levels by adding structuredness to text instead of simply categorizing them into text and table. In this paper, “Text” refers to *Natural* text.

	Fixed Order	Fixed Expression	Tabular Format	Example
Natural (Text)	✗	✗	✗	Ronaldo, a player for Juventus, wore jersey number 7 and is from Portugal. Messi is a player from Argentina playing for Barcelona with uniform number 10.
Order-fixed	✓	✗	✗	Ronaldo, a Portuguese player, was with Juventus, while wearing jersey No. 7. Messi is a player from Argentina playing for Barcelona with uniform number 10.
Template-based	✓	✓	✗	Ronaldo is a player from Portugal playing for Juventus with uniform number 7. Messi is a player from Argentina playing for Barcelona with uniform number 10.
Table	✓	✓	✓	Name   Number   Nationality   Club     Ronaldo   7   Portugal   Juventus     Messi   10   Argentina   Barcelona

## 4 Experimental Setup

In this section, we provide the models and datasets utilized in our experiments. We describe the specific types of requests formulated to assess the model’s performance and outline the evaluation criteria applied to each request.

### 4.1 Models and Datasets

To evaluate the general applicability of our approach, we assessed the top-performing models, five proprietary (GPT-3.5, GPT-4 [5], GPT-4o, Gemini-1.5-Flash [6], and Claude-3.5-Sonnet) and three open-source models (LLaMA-3.1-70B, Mixtral-8x22B, Gemma-2-27B). For the *pre-instruction* scenario, we test two reasoning models (GPT-o3-mini and Gemini-2.5-Flash). We use three datasets presenting different domains: Soccer [37], Movie [38], and PII [39] (see Appendix C.2 for details).

### 4.2 Request Construction and Evaluations

As noted in Sec. 3, a data-analytics request comprises a main request  $R_M$  and additional conditions  $c_i$ . In this section, we show how we select main requests and generate conditions in the experiments.

**Condition Generation.** Among all attributes in the dataset, we randomly select an attribute and the corresponding value for generating each condition. For example, if the *nationality* attribute is chosen, one value is randomly selected among the unique values of *nationality* in the dataset, such as *Spain*, *England*, or *Portugal*. Plus, we vary the condition types as well. For the Soccer dataset, conditions are based on exact equality, whereas for the Movie and PII datasets, we use inequality and partial equality. For example, "Nationality is Argentina" is based on equality, while "Rating is higher than 3.0" and "Domain is gmail" are based on inequality and partial equality, respectively. These strategies ensure the generation of diverse and unbiased set of questions. Additionally, we verify that the prompted table and text mostly have entities that satisfy the generated conditions. This allows us to avoid edge cases where no entities satisfy the conditions. We generate two conditions and concatenate these conditions with one of two logical operators, “and” or “or”.

**Request Types.** We evaluate six representative data-analytics request types, inspired by complex Q&A and complex instruction benchmarks [8, 9, 11]. These request types cover core operations over factual data, present in other popular benchmarks as mentioned in Sec. 3. Moreover, the request types can be expanded with database querying languages (see Sec. 5.7 for details).

- **Retrieval:** Requests to retrieve entities satisfying given conditions, e.g., "Give me soccer players of {Conditions}."
- **Deletion:** Requests to delete all information about entities satisfying given conditions, e.g., "Forget soccer players of {Conditions}."
- **Update:** Requests to redact specific information of entities satisfying given conditions, e.g., "Replace the jersey numbers of soccer players to N/A if {Conditions}."
- **Superlative:** Requests to retrieve information based on an entity’s position in an ordered list, e.g., "Give me one soccer player with the highest jersey number among soccer players {Conditions}"

Table 2: Performance comparison in the *single-turn* scenario across three datasets. Tabular structure results in better performance in most cases. (“Text”, being the baseline, refers to *Natural* text)

Request Type	Data Type	GPT-3.5	GPT-4	GPT-4o	Gemini	Claude	Mixtral	Llama	Gemma	Avg.
<b>Retrieval</b> (F1 score, %)	Text	19.9	67.5	65.9	54.1	72.9	49.5	59.0	55.5	55.5
	Table	<b>30.0</b>	<b>77.2</b>	<b>71.5</b>	<b>65.1</b>	<b>76.2</b>	<b>54.0</b>	<b>63.5</b>	<b>59.5</b>	<b>62.1</b>
<b>Deletion</b> (F1 score, %)	Text	27.4	53.9	48.5	25.9	32.5	19.9	35.3	23.0	33.3
	Table	<b>32.9</b>	<b>55.8</b>	<b>55.8</b>	<b>35.0</b>	<b>34.7</b>	<b>30.3</b>	<b>37.3</b>	<b>30.3</b>	<b>39.0</b>
<b>Update</b> (F1 score, %)	Text	2.8	14.8	16.1	21.9	2.0	3.0	<b>5.4</b>	2.3	8.5
	Table	<b>10.8</b>	<b>21.7</b>	<b>32.6</b>	<b>70.4</b>	<b>12.8</b>	<b>3.4</b>	5.1	<b>7.2</b>	<b>20.5</b>
<b>Superlative</b> (Accuracy, %)	Text	8.2	27.2	23.3	<b>21.6</b>	60.4	22.9	<b>22.7</b>	12.5	24.8
	Table	<b>9.8</b>	<b>30.9</b>	<b>25.8</b>	18.8	<b>67.2</b>	<b>24.2</b>	18.4	<b>13.4</b>	<b>26.0</b>
<b>Sum</b> (Accuracy, %)	Text	<b>3.2</b>	15.2	9.3	4.3	36.6	17.0	7.7	<b>3.3</b>	12.1
	Table	3.1	<b>16.5</b>	<b>11.4</b>	<b>5.4</b>	<b>39.9</b>	<b>19.1</b>	<b>8.4</b>	2.6	<b>13.3</b>
<b>Count</b> (Abs. Diff. ↓)	Text	8.75	5.01	3.87	6.22	3.61	7.86	7.68	8.39	6.42
	Table	<b>8.59</b>	<b>3.23</b>	<b>3.52</b>	<b>5.77</b>	<b>2.58</b>	<b>6.29</b>	<b>7.39</b>	<b>6.78</b>	<b>5.52</b>

- **Aggregation (Sum):** Requests to calculate the sum of the specific information (numerical attributes) for entities satisfying given conditions, e.g., "Sum the jersey number of soccer players {Conditions}."
- **Aggregation (Count):** Requests to count the number of entities satisfying given conditions, e.g., "Count the number of soccer players {Conditions}."

For each request type, we generate three semantically equivalent prompts (e.g., ‘Give/Provide/Show me information’ for the *Retrieval* request) for comprehensive evaluation. This approach mitigates the risk of performance bias on a certain template, enhancing the robustness of our evaluation scheme. We generate 100 condition pairs each concatenated with both “and” and “or” for all templates, resulting in a total of 600 instructions for each request type.

**Evaluation Metrics.** We employ different metrics tailored to each request type to fairly evaluate model performance. For tasks where true/false positives and negatives are applicable (*Retrieval*, *Deletion*, and *Update*), we calculate F1 scores. We compute accuracy measures for requests that require a single answer (*Superlative* and *Sum*), whereas for *Count* requests, we compute absolute difference values to account for cases where the model’s output is close to the gold answer. This approach allows better performance evaluation over the traditional answer-based accuracy metrics.

## 5 Research Questions and Empirical Analyses

### 5.1 How well does *Thinking with Tables* perform?

We evaluate the effectiveness of *Thinking with Tables* in three scenarios as described in Sec. 3: *single-turn* (Tbl. 2), *multi-turn* (Tbl. 7), and *pre-instruction* (Tbl. 8) and explore how providing structuredness with respect to tables helps model performances. In the *single-turn* scenario, *Thinking with Tables* outperforms the baseline for all request types, with an average relative increase of 40.29% (5.34 pp, percentage points). Notably, *Thinking with Tables* enhances performance by 11.96 pp for *Update*, which requires both proper retrieval and manipulation, being the most challenging task. Plus, GPT-family models which are known to be pretrained with tables [29] benefit significantly.

These gains remain consistent in both *multi-turn* and *pre-instruction* scenarios. For the *multi-turn* scenario, our case study (see Appendix D.7) shows that *Thinking with Tables* enables the model to produce correct answers, while the model fails when processing with text. Interestingly, the model explicitly states that a database is required to efficiently respond to the request, implying the value of structures for LLMs for efficient and accurate processing. For the *pre-instruction* scenario, we guide the model to convert the given text to table before answering, in other words think with tables. Hence, to correctly evaluate the benefit, we assess the performance of reasoning models, LLMs trained to think before they answer by increasing test-time compute [40]. Interestingly, a simple additional prompt, that instructs the reasoning models to utilize tabular structures in their thought process before answering, results in performance increase.

Beyond performance improvement, tables help models to produce stable results. Semantically equivalent requests (e.g. ‘Give me information’ and ‘Provide me information’) occasionally

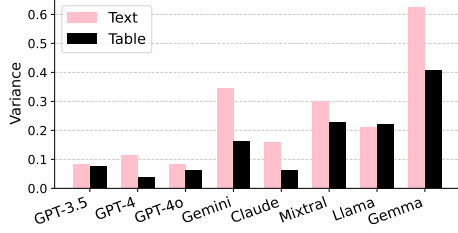


Figure 3: Variance of each model’s performance across different instruction templates. Using a tabular structure leads to more consistent performance across different models.

Requests	Natural	Order	Template	Table
<b>Retrieval</b>	68.3	69.5	<u>70.6</u>	<b>74.0</b>
<b>Deletion</b>	43.2	43.9	<u>45.8</u>	<b>50.4</b>
<b>Update</b>	12.7	<u>14.3</u>	<u>14.3</u>	<b>29.8</b>
<b>Superlative</b>	30.9	29.9	<b>32.0</b>	<u>31.3</u>
<b>Sum</b>	13.9	15.0	<b>16.5</b>	<u>15.6</u>
<b>Count</b>	8.05	7.40	<u>6.92</u>	<b>6.28</b>

Table 3: Performance comparison between four data structuring levels. Bold and underlined fonts indicate the best and second-best performances, respectively. We observe that model performance improves as more structuredness are blended.

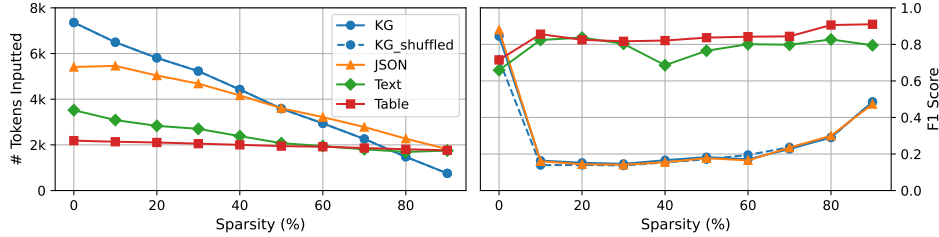


Figure 4: Number of input tokens (left) and F1 scores (right) of GPT-4o for *Retrieval* request under varying sparsity levels for different structures (Text, JSON, KG, KG\_shuffled, and Table). Zero sparsity indicates a dense data scenario and lower token counts imply greater token efficiency. We observe that injecting semi-structured formats degrade model performance, while *Thinking with Tables* remain the most effective and token efficient.

yield different LLM responses. *Thinking with Tables* reduces the variability in results by structuring the relationship between the entities or attributes with schemas, increasing the robustness of the model. The results are shown in Fig. 3.

## 5.2 How does text structuring level impact LLMs?

We interpolate between fully tabular and text inputs and construct two additional structuring levels of text, Template-based and Order-fixed. For Template-based text, we alter the attribute values for a fixed template for each entity. For example, each sentence follows the structure: "{Name} is a soccer player from {Nationality} playing for {Club} with uniform number {Number}." For Order-fixed text, we retain the positional ordering of attributes but paraphrase the expressions of attribute values or relationships, such as changing *wearing jersey number 7* to *donning uniform number 7*. Examples of each format are in Tbl. 1. These formats introduce structuredness to text, which originally lacks a fixed order or uniform structure. We compare the average performances between different structuring levels for the Soccer dataset in Tbl. 3 (see more results in Appendix D.2). On average, *Table* achieves the best performance, and model performance improves as the input information are more structured.

## 5.3 What unique advantages do tables offer to LLMs?

As shown in the results in Sec. 5.1 and 5.2, tabular structures help improve LLMs’ performances. Besides tables, semi-structured formats like JSON objects and knowledge graphs are widely adopted and are known to be helpful for LLMs [41, 42]. Through experiments, we find that tables offer two key benefits.

**Sparse Data Scenarios.** When attribute values are partially missing, semi-structured formats fail to help the model as shown in Fig 4. Specifically, we randomly remove  $x\%$  of attributes (where  $x = 10, 20, \dots, 90$ ) from the factual data source used in *Retrieval* requests on the Soccer dataset (see results for *Count* and *Sum* requests in Appendix D.3). Surprisingly, across all sparsity levels, injecting JSON objects or knowledge graphs results in lower performance than providing text to the model. In contrast, tables consistently outperform the other formats. We unveil that a structured and consistent schema significantly helps LLMs, which are known to have vertical reasoning capabilities [29].



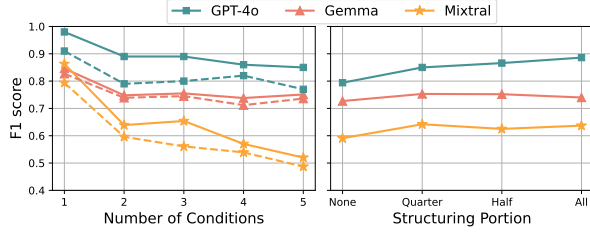


Figure 5: LLM performance based on the number of conditions (Left) and the portion of structuredness (i.e. the fraction of data in tabular form with the remainder as text) (Right). The dotted and solid lines are the results for *Text* and *Table*, respectively.

$\times 10^{-2}$   Avg. Attention	
Text	$2.48 \pm 0.30$
Table	<b><math>5.56 \pm 0.04</math></b>

Table 4: Attention results for Llama3.1 on the *Retrieval* task with the Soccer dataset.

**Token Efficiency.** For contemporary LLMs, which are constrained by finite context windows, providing information compactly is highly beneficial. Enhanced token efficiency not only lowers inference costs but also enables users to handle larger data. As shown in Fig. 4, tabular formats mostly require less tokens than other structures or text regardless of the sparsity. Notably, in dense data scenarios, where all entities have the same set of attributes (sparsity 0% in the figure), tables show exceptional token efficiency, while exhibiting comparable performance to semi-structured formats.

#### 5.4 Why does *Thinking with Tables* work?

We take a closer look within the model to investigate why tables contribute to better performance with Llama3.1:70B, through attention analysis. For *Retrieval* requests on the Soccer dataset, we compare the aggregated attention values across all heads and layers for table elements (schema and row) against the value for the corresponding textual sentences, relative to the request,  $R_{DA}$ . *Thinking with Tables* shows higher attention values compared to text, as demonstrated in Tbl. 4, with lower standard deviation, indicating higher stability. These findings suggest that tables assist models to focus on the relevant contents, resulting in more accurate and reliable predictions.

#### 5.5 Can *Thinking with Tables* generalize across varying condition numbers?

We vary the number of conditions ( $c_n$  in Eq. 3) for *Retrieval* requests on the Soccer dataset to demonstrate the generalizability of our approach. Note that we concatenate the conditions with an “or” operator as the intersection will likely be empty when the number of conditions increases. We evaluate all eight models and illustrate the results of three models in Fig. 5 (others are shown in Appendix D.4). While the performance decreases as the number of conditions increases, tabular structures consistently benefit LLMs compared to text regardless of the number of conditions.

#### 5.6 Is *Thinking with Tables* beneficial even when information is partially structured?

We vary the proportion of the input presented in tabular format using a mixing coefficient  $\alpha \in \{0, 0.25, 0.5, 1.0\}$ , where  $\alpha$  denotes the fraction of data in tabular form and  $1 - \alpha$  the fraction in natural text. This setup allows us to explore whether *Thinking with Tables* remains beneficial even when complete data structurization is infeasible; for example,  $\alpha = 0.25$  means 25% of data is in a tabular format, while the remaining 75% is presented as natural text. We conduct the experiment for eight LLMs for *Retrieval* requests on the Soccer dataset, with the results for three models shown in Fig. 5 (other results are in Appendix D.5). As illustrated in the figure, even structuring a quarter of the information improves performance for most models (3.4pp improvement on average), implying that small incorporation of structures can also benefit LLMs.

#### 5.7 How extensible is *Thinking with Tables* across data sources and query types?

**Extensions to Other Factual Data Sources.** Data-analytics requests are accompanied with factual attributes and data that can be structured and captured in a tabular form. Hence if LLMs can successfully convert the needed text into tables, we can apply *Thinking with Tables* for any sources of factual data (e.g., knowledge graphs) that can be converted into text. To test whether models can structurize knowledge into tables, we prompt the models to convert the text into a table for all three



datasets. Based on the given text, LLMs are able to correctly fill in 98.6% of the rows and columns on average, even when the columns are not provided to the models (e.g., Convert the given text to a table). With LLMs’ capabilities, the models effectively extract and organize relevant information from the unstructured text. This result implies that for any source of factual knowledge that can be converted into a textual form can benefit from *Thinking with Tables* for data-analytics queries.

**Extensions to Database Query Languages.** Data-analytics queries can often be expressed in relational database query languages like relational algebra, relational calculus, and SQL (Appendix D.6.1). In addition to the requests in the main experiment, we provide three more request types to show the completeness and generalizability of our work. For all extensions, *Thinking with Tables* boosts model performance and robustness across all models.

**Existence.** Oh et al. [34] demonstrate that factual hallucinations in an LLM’s rationale can be automatically evaluated with relational databases along with its integrity constraints. *Thinking with Tables* improves performance on queries that require verifying the existence of certain entities using an existence quantifier in relational calculus, e.g., Is there a soccer player from South Korea who played for Tottenham Spurs in 2019?. We report the rationale accuracy (**R**) in Appendix D.6.2.

**Projection.** Beyond *Retrieval* requests, one may want to extract an entity’s attributes and properties, highly related to the projection operation in relational algebra. For example, one might wish to retrieve soccer players’ names along with their jersey numbers that satisfy specific conditions. The results are shown in Appendix D.6.3.

**Difference Condition.** Going beyond the “and ( $\wedge$ )” and “or ( $\vee$ )” logical operators for condition generation, “set difference ( $\setminus$ )” can be used to merge two elements in relational algebra operations from set theory [43].  $A \setminus B$  can be expressed as  $A \wedge \neg B$ , so an example of a condition could be preferred foot is left and nationality is not Argentina. The results are shown in Appendix D.6.4.

## 6 Discussion

**Extensibility to Non-Tabular Factual Data Sources.** Other popular factual storage formats such as knowledge graphs or JSON objects for LLMs offer better flexibility that exceeds the expressive power of two-dimensional tabular formats (e.g., nested or hierarchical graphical relationships). In such cases, conversion to a table is inevitably lossy. In this paper, we focus on data-analytics queries where the needed factual attributes can be captured in a tabular form, which rarely depends on higher-order relationships, where *Thinking with Tables* remains effective. For further questions that require resolving complex graphical relationships, other structures might benefit more. Nonetheless, in this paper, we show that more structuredness helps and not all data need to be structured into tables, implicating that hybrid approaches remain viable: tables along with text or knowledge graphs.

**Beyond Data-Analytics Requests.** We mainly focus on data-analytics requests that can be derived from factual data in this paper. However, tables have the potential to benefit models across a wide range of prompts extending beyond request types that can be converted to DB languages in our work. For example, Jin and Lu [29] demonstrate that even Zero-Shot CoT that uses a table-structured input like `|step|event|answer|` instead of the conventional `Let’s think step by step` can benefit from tabular structures. Moreover, He et al. [41] show that structuring prompt formats help increase model performance and stability. Hence, we believe that tables can be used to improve performance beyond data-analytics requests even in scenarios where the data is not inherently structured.

**Limitations & Broader Impact.** Our work demonstrates the benefits of *Thinking with Tables* for data-analytics requests on factual data. Its applicability may be limited for tasks where alternative structures are better suited or beyond factual tasks like creative writing, though tables or hybrid approaches may still offer unexplored benefits as shown above. We believe that this research contributes to improving LLM utility and trustworthiness in daily and professional analytics workflows.

## 7 Conclusion

We propose *Thinking with Tables*, where we show that providing tabular structures enhances LLM comprehension for *data-analytics* requests with multiple conditions that are perceived to be complex for LLMs. The key intuition is to align with human cognitive preferences, where humans benefit from organizing information, often with tables, when dealing with complex tasks. Through extensive

experiments, we show that *Thinking with Tables* significantly improves LLM performance and reduces output variance, while being the most token efficient. Moreover, through comprehensive ablation studies, we show the generalizability and completeness of our approach. We present possible future extensions, highlighting the potential of structured representations to address intrinsic limitations of text. Hence, *Thinking with Tables* paves the way toward more reliable LLMs for complex data-analytics applications.

## References

- [1] Yuxia Wang, Minghan Wang, Muhammad Arslan Manzoor, Fei Liu, Georgi Nenkov Georgiev, Rocktim Jyoti Das, and Preslav Nakov. Factuality of large language models: A survey. In Yaser Al-Onaizan, Mohit Bansal, and Yun-Nung Chen, editors, *Proceedings of the 2024 Conference on Empirical Methods in Natural Language Processing*, pages 19519–19529, Miami, Florida, USA, November 2024. Association for Computational Linguistics.
- [2] Andrei Broder. A taxonomy of web search. *SIGIR Forum*, 36(2):3–10, September 2002. ISSN 0163-5840.
- [3] Daniel E. Rose and Danny Levinson. Understanding user goals in web search. In *Proceedings of the 13th International Conference on World Wide Web, WWW ’04*, page 13–19, New York, NY, USA, 2004. Association for Computing Machinery. ISBN 158113844X.
- [4] Bernard J. Jansen and Danielle Booth. Classifying web queries by topic and user intent. In *CHI ’10 Extended Abstracts on Human Factors in Computing Systems, CHI EA ’10*, page 4285–4290, New York, NY, USA, 2010. Association for Computing Machinery. ISBN 9781605589305.
- [5] OpenAI. Gpt-4 technical report. *arXiv preprint arXiv:2303.08774*, 2024.
- [6] Gemini Team. Gemini 1.5: Unlocking multimodal understanding across millions of tokens of context. *arXiv preprint arXiv:2403.05530*, 2024.
- [7] Shraddha Barke, Christian Poelitz, Carina Negreanu, Benjamin Zorn, José Cambronero, Andrew Gordon, Vu Le, Elnaz Nouri, Nadia Polikarpova, Advait Sarkar, Brian Slininger, Neil Toronto, and Jack Williams. Solving data-centric tasks using large language models. In Kevin Duh, Helena Gomez, and Steven Bethard, editors, *Findings of the Association for Computational Linguistics: NAACL 2024*, pages 626–638, Mexico City, Mexico, June 2024. Association for Computational Linguistics.
- [8] Priyanka Sen, Alham Fikri Aji, and Amir Saffari. Mintaka: A complex, natural, and multilingual dataset for end-to-end question answering. In Nicoletta Calzolari, Chu-Ren Huang, Hansaem Kim, James Pustejovsky, Leo Wanner, Key-Sun Choi, Pum-Mo Ryu, Hsin-Hsi Chen, Lucia Donatelli, Heng Ji, Sadao Kurohashi, Patrizia Paggio, Nianwen Xue, Seokhwan Kim, Young-gyun Hahm, Zhong He, Tony Kyungil Lee, Enrico Santus, Francis Bond, and Seung-Hoon Na, editors, *Proceedings of the 29th International Conference on Computational Linguistics*, pages 1604–1619, Gyeongju, Republic of Korea, October 2022. International Committee on Computational Linguistics.
- [9] Qianyu He, Jie Zeng, Wenhao Huang, Lina Chen, Jin Xiao, Qianxi He, Xunzhe Zhou, Jiaqing Liang, and Yanghua Xiao. Can large language models understand real-world complex instructions? In *Proceedings of the AAAI Conference on Artificial Intelligence*, volume 38, pages 18188–18196, 2024.
- [10] Wenhan Xiong, Xiang Lorraine Li, Srinu Iyer, Jingfei Du, Patrick Lewis, William Yang Wang, Yashar Mehdad, Wen-tau Yih, Sebastian Riedel, Douwe Kiela, et al. Answering complex open-domain questions with multi-hop dense retrieval. *arXiv preprint arXiv:2009.12756*, 2020.
- [11] Tao Zhang, Yanjun Shen, Wenjing Luo, Yan Zhang, Hao Liang, Fan Yang, Mingan Lin, Yujing Qiao, Weipeng Chen, Bin Cui, et al. Cfbench: A comprehensive constraints-following benchmark for llms. *arXiv preprint arXiv:2408.01122*, 2024.
- [12] Qianyu He, Jie Zeng, Qianxi He, Jiaqing Liang, and Yanghua Xiao. From complex to simple: Enhancing multi-constraint complex instruction following ability of large language models. *arXiv preprint arXiv:2404.15846*, 2024.

- [13] Chunting Zhou, Pengfei Liu, Puxin Xu, Srini Iyer, Jiao Sun, Yuning Mao, Xuezhe Ma, Avia Efrat, Ping Yu, LILI YU, Susan Zhang, Gargi Ghosh, Mike Lewis, Luke Zettlemoyer, and Omer Levy. LIMA: Less is more for alignment. In *Thirty-seventh Conference on Neural Information Processing Systems*, 2023.
- [14] Taha Aksu, Devamanyu Hazarika, Shikib Mehri, Seokhwan Kim, Dilek Hakkani-Tür, Yang Liu, and Mahdi Namazifar. Cesar: Automatic induction of compositional instructions for multi-turn dialogs. *arXiv preprint arXiv:2311.17376*, 2023.
- [15] Wenpeng Yin, Qinyuan Ye, Pengfei Liu, Xiang Ren, and Hinrich Schütze. LLM-driven instruction following: Progresses and concerns. In Qi Zhang and Hassan Sajjad, editors, *Proceedings of the 2023 Conference on Empirical Methods in Natural Language Processing: Tutorial Abstracts*, pages 19–25, Singapore, December 2023. Association for Computational Linguistics.
- [16] Maria L Blanton and James J Kaput. Functional thinking as a route into algebra in the elementary grades. In *Early algebraization: A global dialogue from multiple perspectives*, pages 5–23. Springer, 2011.
- [17] Charlotte Cloutier and Davide Ravasi. Using tables to enhance trustworthiness in qualitative research. *Strategic Organization*, 19(1):113–133, 2021.
- [18] Jill H Larkin and Herbert A Simon. Why a diagram is (sometimes) worth ten thousand words. *Cognitive science*, 11(1):65–100, 1987.
- [19] Melanie Sclar, Yejin Choi, Yulia Tsvetkov, and Alane Suhr. Quantifying language models’ sensitivity to spurious features in prompt design or: How i learned to start worrying about prompt formatting. *arXiv preprint arXiv:2310.11324*, 2023.
- [20] Federico Errica, Giuseppe Siracusano, Davide Sanvito, and Roberto Bifulco. What did i do wrong? quantifying llms’ sensitivity and consistency to prompt engineering. *arXiv preprint arXiv:2406.12334*, 2024.
- [21] Vamshi Krishna Bonagiri, Sreeram Vennam, Priyanshu Govil, Ponnurangam Kumaraguru, and Manas Gaur. Sage: Evaluating moral consistency in large language models. *arXiv preprint arXiv:2402.13709*, 2024.
- [22] Naihao Deng, Yulong Chen, and Yue Zhang. Recent advances in text-to-sql: a survey of what we have and what we expect. *arXiv preprint arXiv:2208.10099*, 2022.
- [23] Xiang Deng, Huan Sun, Alyssa Lees, You Wu, and Cong Yu. Turl: Table understanding through representation learning. *ACM SIGMOD Record*, 51(1):33–40, 2022.
- [24] Sanxing Chen, Xiaodong Liu, Jianfeng Gao, Jian Jiao, Ruofei Zhang, and Yangfeng Ji. Hitter: Hierarchical transformers for knowledge graph embeddings. *arXiv preprint arXiv:2008.12813*, 2020.
- [25] Wenhui Chen, Jianshu Chen, Yu Su, Zhiyu Chen, and William Yang Wang. Logical natural language generation from open-domain tables. *arXiv preprint arXiv:2004.10404*, 2020.
- [26] Stefan Hegselmann, Alejandro Buendia, Hunter Lang, Monica Agrawal, Xiaoyi Jiang, and David Sontag. Tabllm: Few-shot classification of tabular data with large language models. In *International Conference on Artificial Intelligence and Statistics*, pages 5549–5581. PMLR, 2023.
- [27] Zilong Wang, Hao Zhang, Chun-Liang Li, Julian Martin Eisenschlos, Vincent Perot, Zifeng Wang, Lesly Miculicich, Yasuhisa Fujii, Jingbo Shang, Chen-Yu Lee, et al. Chain-of-table: Evolving tables in the reasoning chain for table understanding. *arXiv preprint arXiv:2401.04398*, 2024.
- [28] Naihao Deng, Zhenjie Sun, Ruiqi He, Aman Sikka, Yulong Chen, Lin Ma, Yue Zhang, and Rada Mihalcea. Tables as texts or images: Evaluating the table reasoning ability of llms and mllms. In *Findings of the Association for Computational Linguistics ACL 2024*, pages 407–426, 2024.

- [29] Ziqi Jin and Wei Lu. Tab-cot: Zero-shot tabular chain of thought. *arXiv preprint arXiv:2305.17812*, 2023.
- [30] Takeshi Kojima, Shixiang Shane Gu, Machel Reid, Yutaka Matsuo, and Yusuke Iwasawa. Large language models are zero-shot reasoners. *Advances in neural information processing systems*, 35:22199–22213, 2022.
- [31] Mandar Joshi, Eunsol Choi, Daniel Weld, and Luke Zettlemoyer. TriviaQA: A large scale distantly supervised challenge dataset for reading comprehension. In Regina Barzilay and Min-Yen Kan, editors, *Proceedings of the 55th Annual Meeting of the Association for Computational Linguistics (Volume 1: Long Papers)*, pages 1601–1611, Vancouver, Canada, July 2017. Association for Computational Linguistics.
- [32] Aarohi Srivastava et al. Beyond the imitation game: Quantifying and extrapolating the capabilities of language models. *Transactions on Machine Learning Research*, 2023. ISSN 2835-8856.
- [33] Junyi Li, Xiaoxue Cheng, Xin Zhao, Jian-Yun Nie, and Ji-Rong Wen. HaluEval: A large-scale hallucination evaluation benchmark for large language models. In Houda Bouamor, Juan Pino, and Kalika Bali, editors, *Proceedings of the 2023 Conference on Empirical Methods in Natural Language Processing*, pages 6449–6464, Singapore, December 2023. Association for Computational Linguistics.
- [34] Jio Oh, Soyeon Kim, Junseok Seo, Jindong Wang, Ruochen Xu, Xing Xie, and Steven Eui-jong Whang. ERBench: An entity-relationship based automatically verifiable hallucination benchmark for large language models. In *The Thirty-eight Conference on Neural Information Processing Systems Datasets and Benchmarks Track*, 2024.
- [35] Xiang Chen, Duanzheng Song, Honghao Gui, Chenxi Wang, Ningyu Zhang, Yong Jiang, Fei Huang, Chengfei Lv, Dan Zhang, and Huajun Chen. Factchd: Benchmarking fact-conflicting hallucination detection. *arXiv preprint arXiv:2310.12086*, 2024.
- [36] Kai Sun, Yifan Xu, Hanwen Zha, Yue Liu, and Xin Luna Dong. Head-to-tail: How knowledgeable are large language models (LLMs)? A.K.A. will LLMs replace knowledge graphs? In Kevin Duh, Helena Gomez, and Steven Bethard, editors, *Proceedings of the 2024 Conference of the North American Chapter of the Association for Computational Linguistics: Human Language Technologies (Volume 1: Long Papers)*, pages 311–325, Mexico City, Mexico, June 2024. Association for Computational Linguistics.
- [37] Stefano Leone. Fifa 20 complete player dataset. <https://www.kaggle.com/datasets/stefanoleone992/fifa-20-complete-player-dataset>, 2019.
- [38] Himanshu Sekhar Paul. Imdb movie ratings dataset. <https://www.kaggle.com/datasets/thedevastator/imdb-movie-ratings-dataset>, 2018.
- [39] Alejo Paullier. Pii | external dataset. <https://www.kaggle.com/datasets/alejopaullier/pii-external-dataset/data>, 2024.
- [40] Fengli Xu, Qianyu Hao, Zefang Zong, Jingwei Wang, Yunke Zhang, Jingyi Wang, Xiaochong Lan, Jiahui Gong, Tianjian Ouyang, Fanjin Meng, et al. Towards large reasoning models: A survey of reinforced reasoning with large language models. *arXiv preprint arXiv:2501.09686*, 2025.
- [41] Jia He, Mukund Rungta, David Koleczek, Arshdeep Sekhon, Franklin X Wang, and Sadid Hasan. Does prompt formatting have any impact on llm performance? *arXiv preprint arXiv:2411.10541*, 2024.
- [42] Zhi Rui Tam, Cheng-Kuang Wu, Yi-Lin Tsai, Chieh-Yen Lin, Hung-yi Lee, and Yun-Nung Chen. Let me speak freely? a study on the impact of format restrictions on performance of large language models. *arXiv preprint arXiv:2408.02442*, 2024.
- [43] J. Franchitti. Relational algebra, relational calculus, and sql. [https://cs.nyu.edu/~jcf/classes/CSCI-GA.2433-001\\_sp15/slides/session5/RelationalAlgebra-RelationalCalculus-SQL.pdf](https://cs.nyu.edu/~jcf/classes/CSCI-GA.2433-001_sp15/slides/session5/RelationalAlgebra-RelationalCalculus-SQL.pdf), 2015. Accessed: 2024-11-04.

- [44] Ruoxi Sun, Sercan Ö Arik, Alex Muzio, Lesly Miculicich, Satya Gundabathula, Pengcheng Yin, Hanjun Dai, Hootan Nakhost, Rajarishi Sinha, Zifeng Wang, et al. Sql-palm: Improved large language model adaptation for text-to-sql (extended). *arXiv preprint arXiv:2306.00739*, 2023.
- [45] Zijin Hong, Zheng Yuan, Hao Chen, Qinggang Zhang, Feiran Huang, and Xiao Huang. Knowledge-to-sql: Enhancing sql generation with data expert llm. *arXiv preprint arXiv:2402.11517*, 2024.
- [46] Zijin Hong, Zheng Yuan, Qinggang Zhang, Hao Chen, Junnan Dong, Feiran Huang, and Xiao Huang. Next-generation database interfaces: A survey of llm-based text-to-sql. *arXiv preprint arXiv:2406.08426*, 2024.
- [47] Simran Arora, Brandon Yang, Sabri Eyuboglu, Avaniika Narayan, Andrew Hojel, Immanuel Trummer, and Christopher Ré. Language models enable simple systems for generating structured views of heterogeneous data lakes. *arXiv preprint arXiv:2304.09433*, 2023.
- [48] Xueqing Wu, Jiacheng Zhang, and Hang Li. Text-to-table: A new way of information extraction. *arXiv preprint arXiv:2109.02707*, 2021.
- [49] Xiaokang Zhang, Jing Zhang, Zeyao Ma, Yang Li, Bohan Zhang, Guanlin Li, Zijun Yao, Kangli Xu, Jinchang Zhou, Daniel Zhang-Li, et al. Tablellm: Enabling tabular data manipulation by llms in real office usage scenarios. *arXiv preprint arXiv:2403.19318*, 2024.
- [50] Yujia Qin, Shihao Liang, Yining Ye, Kunlun Zhu, Lan Yan, Yaxi Lu, Yankai Lin, Xin Cong, Xiangru Tang, Bill Qian, Sihan Zhao, Lauren Hong, Runchu Tian, Ruobing Xie, Jie Zhou, Mark Gerstein, dahai li, Zhiyuan Liu, and Maosong Sun. ToolLLM: Facilitating large language models to master 16000+ real-world APIs. In *The Twelfth International Conference on Learning Representations*, 2024. URL <https://openreview.net/forum?id=dHng200Jjr>.
- [51] Joel Rorseth, Parke Godfrey, Lukasz Golab, Divesh Srivastava, and Jarek Szlichta. Ladybug: an llm agent debugger for data-driven applications. 2025.

## A Related Works about LLM-assisted Table Management

Recently, approaches to utilize LLM for effectively managing data with tables are also suggested. Sun et al. [44], Hong et al. [45, 46] propose techniques for generating SQL queries using LLMs and provide insights into improving the interaction between user queries and database schemas. Arora et al. [47], Wu et al. [48], Zhang et al. [49] investigate to extract tables from diverse data sources including semi-structured tables, texts, and images. Our goal is to improve model performance on data-analytics requests with detailed conditions, which LLMs often fail to answer correctly, rather than utilizing LLMs as table management tools.

## B Models and Hyperparameter Details

GPT models are run through the Azure OpenAI API. Gemini and Claude models are run through the Google and Anthropic APIs, respectively. The open-sourced models, Mixtral-8x22B, Llama-3.1:70B, and Gemma2-27B, are run on 16 A100 GPUs without parallelism, respectively. All models' temperature parameters are set to zero to control randomness.

## C Experiment Details

### C.1 Advantages of LLM for Data-Analytics

Continuing from Sec. 3, in this paper, we evaluate the performance of LLMs on data-analytics tasks when different structures are injected as background information or knowledge. Although other tools such as SQL, SPARQL, or pandas are known to be good tools for data-analytics, LLMs offer distinct advantages for everyday users. Here, we give three representative examples.

**Accessibility for Non-experts.** As mentioned in Sec. 1, LLMs are being widely used as tools in daily life, being alternatives for search engines and good means of data-analytics. Ordinary users lack database or computer science expertise, thus usually provide these requests in a natural language form. Hence, reliable and robust LLM outputs for these request build trust and enable normal users to easily perform data-analytics.

**Utilizing LLM Capabilities.** Beyond requests that are mapped to SQL or other formal query languages, LLMs allow users to perform diverse tasks with the same data. For instance, users can pose follow-up questions such as "Which of the players scored hat-tricks?" or "Which players are going to perform well next season?", which cannot be expressed in structural languages. For such questions, it is essential that LLMs interpret the underlying factual data, a capability we rigorously evaluate through various scenarios in this paper.

**Diagnostic Transparency.** One plausible approach is to have the LLM call an external tool internally, retrieve the results, and then show the results to the users [50]. However, if the intermediate steps (e.g., conversion to a structured format) yield incorrect outputs, the debugging step requires users to have expertise and is known to be more challenging [51]. Thus, ordinary users cannot interpret the intermediate steps and cannot diagnose the error. However by performing these transformations and processing inside the LLMs, users may inspect, identify, and correct any intermediate failures directly.

### C.2 Dataset Information

Continuing from Sec. 4.1, we use three datasets presenting different domains. The Soccer and Movie datasets are tabular datasets; and the PII dataset consists of AI-generated text and the table extracted from the text. We select 100 entities for each dataset in the experiments.

- **Soccer [37]:** We use a relation with the attributes *player name*, *club*, *jersey number*, *nationality*, *league*, and *preferred foot*.
- **Movie [38]:** We use a relation with the attributes *movie title*, *director name*, *movie length*, *actor name*, *released year*, *movie*, and *rating*.

Table 5: Extensive results of Fig. 5 across the varying number of conditions. The numbers are F1 scores, scaled into a percentage scale.

Model	Data Type	Number of Conditions				
		1	2	3	4	5
GPT-3.5	Text	56.1	18.3	17.3	17.8	17.6
	Table	<b>79.7</b>	<b>26.8</b>	<b>28.2</b>	<b>29.9</b>	<b>27.5</b>
GPT-4	Text	92.4	85.7	84.5	83.0	79.4
	Table	<b>94.6</b>	<b>93.6</b>	<b>90.3</b>	<b>88.6</b>	<b>86.5</b>
GPT-4o	Text	91.3	79.9	80.5	81.9	76.7
	Table	<b>97.7</b>	<b>89.6</b>	<b>89.3</b>	<b>86.2</b>	<b>85.1</b>
Gemini	Text	<b>96.7</b>	75.9	<b>82.6</b>	77.6	78.4
	Table	92.9	<b>88.0</b>	81.9	<b>79.2</b>	<b>80.3</b>
Claude	Text	80.4	<b>76.9</b>	67.6	66.8	63.4
	Table	<b>87.9</b>	73.9	<b>69.3</b>	<b>67.7</b>	<b>68.2</b>
Mixtral	Text	79.4	59.6	56.1	53.9	48.7
	Table	<b>86.3</b>	<b>63.9</b>	<b>65.4</b>	<b>57.0</b>	<b>52.0</b>
Llama	Text	86.7	78.6	<b>76.8</b>	<b>73.7</b>	<b>74.3</b>
	Table	<b>90.3</b>	<b>83.1</b>	75.0	70.4	70.0
Gemma	Text	82.7	73.9	74.5	71.2	73.6
	Table	<b>84.6</b>	<b>74.8</b>	<b>75.5</b>	<b>73.8</b>	<b>75.1</b>

- **PII [39]:** This dataset contains AI-generated texts and several information extracted from those texts. The extracted relation has the attributes *name*, *email*, *phone number*, *job*, *address*, *hobby*, and *job experience years*.

All datasets are publicly available allowing any usages on Kaggle with CC0: Public Domain license for the Soccer dataset, Public Domain license for the Movie dataset, and Apache 2.0 license for the PII dataset. All datasets are mostly in English with no privacy or ethical concerns.

### C.3 Dataset Manipulation for Fair Comparison

Continuing from Sec. 5.1, intuitively, it seems more challenging to extract information and provide appropriate analyses from natural texts than from tables. Therefore, we adopt two approaches to facilitate the construction of text-table pairs for a fair comparison. The first method is called a *text-based* construction, which involves removing extraneous information from the natural text. After extracting the information and constructing tables, irrelevant sentences are eliminated. This method is straightforward and intuitive, but has limitations when it comes to accurately analyzing experimental results. (1) The first limitation is that the difficulty of extracting and analyzing information can vary depending on the complexity of each sentence. (2) The second limitation is that irrelevant information may remain if it appears within the same sentence as essential information.

To address these limitations, we also employ a reverse approach called a *table-based* construction, which constructs natural sentences based on the attributes in the table. By using this method, we can generate multiple levels of text that include exactly the same amount of information as the table, as described in Tbl. 1.

As a result, we generate text-table pairs using the *table-based* method for the Soccer and Movie datasets and *text-based* method for the PII dataset.

### C.4 Representation of Semi-structured Formats

Semi-structured formats, which are also widely used for storing factual information, lie between text and tables, annotating data with explicit keys, while permitting variable ordering. The exemplar representation of semi-structured formats are shown in Tbl. 6. Although JSON and knowledge graphs have variable attribute ordering, we fix the attribute orders for both in our experiments, which enhances structuredness.



Table 6: Textual representation of semi-structured formats. “KG” refers to knowledge graphs.

Format	Example
KG	( <b>Ronaldo</b> , Number, <b>7</b> ), ( <b>Ronaldo</b> , Nationality, <b>Portugal</b> ), ( <b>Ronaldo</b> , Club, <b>Juventus</b> ), ( <b>Messi</b> , Number, <b>10</b> ), ( <b>Messi</b> , Nationality, <b>Argentina</b> ), ( <b>Messi</b> , Club, <b>Barcelona</b> )
JSON	[[Name: <b>Ronaldo</b> , Number: <b>7</b> , Nationality: <b>Portugal</b> , Club: <b>Juventus</b> ], [Name: <b>Messi</b> , Number: <b>10</b> , Nationality: <b>Argentina</b> , Club: <b>Barcelona</b> ]]

Table 7: Performance comparison on the *multi-turn* scenario on the *Soccer* dataset.

Request Type	Data Type	GPT-3.5	GPT-4	GPT-4o	Gemini	Mixtral	Llama	Gemma	Avg.
<b>Retrieval</b> (F1 score, %)	Text Table	17.9 <b>34.4</b>	64.2 <b>86.9</b>	77.6 <b>82.7</b>	66.9 <b>76.0</b>	47.3 <b>62.1</b>	63.6 <b>73.8</b>	45.9 <b>66.9</b>	54.8 <b>69.0</b>
<b>Deletion</b> (F1 score, %)	Text Table	31.2 <b>50.2</b>	50.4 <b>73.9</b>	55.7 <b>71.5</b>	<b>39.4</b> 37.5	<b>23.2</b> 12.5	<b>53.9</b> 44.1	<b>23.3</b> 17.2	39.6 <b>43.8</b>
<b>Update</b> (F1 score, %)	Text Table	1.2 <b>16.3</b>	25.7 <b>51.8</b>	29.8 <b>63.3</b>	17.4 <b>26.9</b>	1.2 <b>5.7</b>	<b>12.5</b> 11.0	1.2 <b>5.4</b>	12.7 <b>25.8</b>
<b>Superlative</b> (Accuracy, %)	Text Table	11.7 <b>17.3</b>	40.8 <b>47.0</b>	28.5 <b>33.5</b>	42.2 <b>47.3</b>	14.5 <b>20.8</b>	31.3 <b>31.7</b>	<b>19.8</b> 17.0	27.0 <b>30.7</b>
<b>Sum</b> (Accuracy, %)	Text Table	<b>5.8</b> 4.5	<b>18.5</b> 17.7	10.5 <b>11.3</b>	22.3 <b>26.2</b>	7.7 <b>8.8</b>	9.0 <b>9.2</b>	<b>9.7</b> 5.7	11.9 11.9
<b>Count</b> (Abs. Diff. ↓)	Text Table	<b>13.35</b> 13.41	12.54 <b>10.19</b>	5.31 <b>4.30</b>	14.46 <b>11.34</b>	<b>11.26</b> 11.95	9.85 <b>8.33</b>	9.91 <b>8.54</b>	10.95 <b>9.72</b>

## D Extended Results

### D.1 More Results from Sec. 5.1

We present the results of the *multi-turn* and *pre-instruction* scenario in Tbl. 7 and Tbl. 8, respectively. In the *multi-turn* scenario, the model structures the factual data in text or table format in the first turn and then answers the subsequent data-analytics request based on that information. As shown in Tbl. 7, *Thinking with Tables* consistently outperforms the text baseline across all request types. In the *pre-instruction* scenario, we prompt the model to internally structure textual information into a tabular format. As shown in Tbl. 8, although reasoning models achieve relatively high performance, *Thinking with Tables* yields additional gains, still having room for improvement. This result implies that LLMs not only benefit from injecting structuredness, but also from being nudged to construct tabular structures internally in their thought process.

Table 8: Performance comparison for the *pre-instruction* scenario on the *Soccer* dataset. The models o3-mini and 2.5-flash correspond to GPT-o3-mini and Gemini-2.5-flash (thinking budget: 20000), respectively.

Request Type	Data Type	o3-mini	2.5-flash
<b>Retrieval</b> (F1 score, %)	Text Table	97.4 <b>97.7</b>	99.3 <b>99.4</b>
<b>Deletion</b> (F1 score, %)	Text Table	82.9 <b>84.8</b>	88.6 <b>88.7</b>
<b>Update</b> (F1 score, %)	Text Table	<b>43.1</b> 38.4	59.5 <b>60.3</b>
<b>Superlative</b> (Accuracy, %)	Text Table	86.0 <b>88.2</b>	95.3 <b>95.8</b>
<b>Sum</b> (Accuracy, %)	Text Table	<b>81.7</b> 80.8	<b>82.5</b> 80.2
<b>Count</b> (Abs. Diff. ↓)	Text Table	0.32 <b>0.26</b>	<b>0.17</b> 0.32

## D.2 More Results from Sec. 5.2

We present the results between different structuring levels in Tbl. 9. Bold and underlined fonts indicate the best and second-best performances, respectively. In general, models show better performances when more structures are blended into text, while tables are the most effective.

## D.3 More Results from Sec. 5.3

We present the results in Fig. 6 across five input formats for *Count* and *Sum* requests on different sparsity levels, as we mask out  $x\%$  of the attributes. Consistent with our findings for the *Retrieval* request, semi-structured formats (JSON and KG) lead to performance degradation when data are sparse, while tables remain relatively stable and most effective. Interestingly, the performance for *Count* and *Sum* requests increases as data become sparser. This improvement occurs because with higher sparsity, the likelihood of entities satisfying certain conditions decreases, leading to more trivial or smaller answers (e.g., zero) with a reduced answer candidate space. For instance, for *Count* requests, when the model predicts small numbers, the ground-truth answer is also typically small, resulting in a relatively small absolute error compared to denser settings.

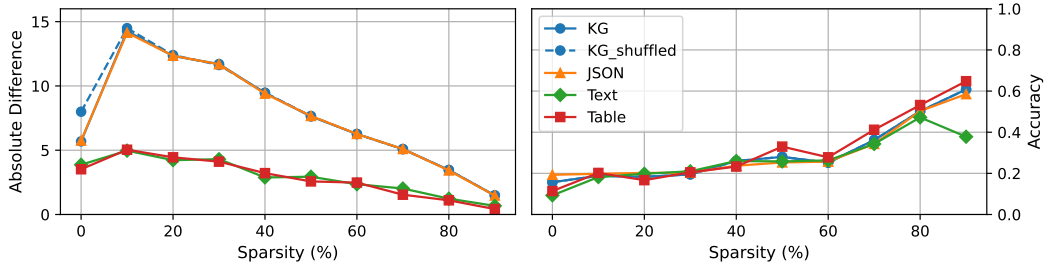


Figure 6: Absolute difference for *Count* request (left) and accuracy of GPT-4o for *Sum* request (right) under varying sparsity levels for different structures (Text, JSON, KG, KG\_shuffled, and Table). Zero sparsity indicates a dense data scenario. Note that lower absolute difference and higher accuracy indicate better performance.

## D.4 More Results from Sec. 5.5

We present the results of varying number of conditions in Tbl. 5. In most cases, *Thinking with Tables* outperforms the baseline (natural text) regardless of the number of conditions. We observe that the F1 scores decline as more conditions are added, which reflect the increased task complexity, while the advantage of inputting tabular structures to LLMs persists. Thus, we can conclude that *Thinking with Tables* remains effective even when the request complexity increases.

## D.5 More Results from Sec. 5.6

We vary the proportion of the input data structured as tabular formats (with the remainder as text) and report the results in Tbl. 10. Most models’ performances improves with increased portion of structures. Notably, Gemini shows significant performance gains even when only a quarter of the data is structured (up to 14pp). This result shows that *Thinking with Tables* is effective even when all background information cannot be structured into tables.

## D.6 More Results from Sec. 5.7

### D.6.1 Expanding Requests using Database Query Languages

The data-analytics requests often inherently rely on principles of database query languages such as relational algebra, relational calculus, and SQL. As shown in Tbl. 14, all requests tested in this paper can be converted into a database query language. Note that this conversion can also be done in the opposite direction (i.e. database query language to request), allowing diversification of request types. In the paper, we test *Thinking with Tables* for the most widely used request types in (Sec. 5.1) and show in Sec. 5.7 that our work consistently outperforms the baseline even for extended requests.

Table 9: Performance comparison of different structured levels on the *Soccer* dataset.

Request Type	Data Type	GPT-3.5	GPT-4	GPT-4o	Gemini	Claude	Mixtral	Llama	Gemma
<b>Retrieval</b> (F1 score, %)	Natural	20.3	85.0	79.4	75.9	<b>76.5</b>	59.1	77.5	<u>72.7</u>
	Order-fixed	20.1	83.6	81.5	82.2	73.1	<u>61.5</u>	<b>82.6</b>	71.5
	Template	<u>27.8</u>	<u>91.5</u>	<u>84.5</u>	<u>84.6</u>	<u>74.1</u>	58.5	73.4	70.0
	Table	<b>30.1</b>	<b>92.8</b>	<b>88.6</b>	<b>87.2</b>	74.0	<b>63.7</b>	<u>81.8</u>	<b>74.0</b>
<b>Deletion</b> (F1 score, %)	Natural	29.1	<b>70.1</b>	62.9	56.3	<b>39.0</b>	17.8	<u>51.1</u>	19.0
	Order-fixed	29.3	67.5	<b>70.6</b>	<u>68.4</u>	37.3	12.4	47.3	18.0
	Template	31.0	59.6	<u>68.8</u>	<b>71.0</b>	35.3	<u>20.4</u>	<b>52.8</b>	<u>27.5</u>
	Table	<b>38.8</b>	<u>69.2</u>	<b>70.6</b>	63.5	<u>38.4</u>	<b>35.9</b>	45.9	<b>40.7</b>
<b>Update</b> (F1 score, %)	Natural	2.1	<u>27.4</u>	30.0	29.8	2.4	1.2	6.4	1.9
	Order-fixed	3.4	21.0	<u>32.5</u>	<u>40.3</u>	4.6	2.0	7.2	3.2
	Template	<u>7.9</u>	20.1	29.5	30.5	<u>7.2</u>	<u>3.1</u>	<b>12.4</b>	4.0
	Table	<b>17.4</b>	<b>46.1</b>	<b>55.0</b>	<b>81.7</b>	<b>15.9</b>	<b>4.3</b>	<u>7.9</u>	<b>10.4</b>
<b>Superlative</b> (Accuracy, %)	Natural	<b>9.2</b>	37.2	27.3	<b>31.3</b>	76.2	23.0	<b>28.8</b>	14.2
	Order-fixed	<u>8.5</u>	41.8	24.0	25.3	75.8	21.8	26.3	<b>15.5</b>
	Template	<b>9.2</b>	<u>44.8</u>	26.2	<u>30.3</u>	<b>82.0</b>	21.5	<u>26.8</u>	<u>15.2</u>
	Table	7.7	<b>46.8</b>	<b>30.2</b>	25.8	<u>80.2</u>	<b>25.0</b>	22.7	11.7
<b>Sum</b> (Accuracy, %)	Natural	1.7	18.0	13.2	5.7	48.2	15.3	6.5	2.8
	Order-fixed	<u>2.3</u>	20.3	<u>13.0</u>	<u>6.5</u>	50.3	<u>16.2</u>	8.2	<u>3.5</u>
	Template	1.8	22.3	<b>16.7</b>	<u>6.3</u>	<b>54.7</b>	14.2	<b>9.7</b>	<b>6.0</b>
	Table	<b>3.7</b>	<b>22.7</b>	<u>13.0</u>	<b>7.2</b>	<u>51.0</u>	<b>16.3</b>	8.0	3.2
<b>Count</b> (Abs. Diff., ↓)	Natural	12.70	5.92	4.25	<u>5.80</u>	2.24	12.50	10.74	10.25
	Order-fixed	12.58	4.62	4.36	6.17	2.38	10.13	10.17	8.74
	Template	<b>11.80</b>	<u>4.28</u>	<b>3.74</b>	6.34	<b>1.17</b>	<u>10.07</u>	<u>9.95</u>	<u>7.99</u>
	Table	<u>12.52</u>	<b>3.20</b>	<u>3.99</u>	<b>4.44</b>	<u>1.50</u>	<b>7.98</b>	<b>9.62</b>	<b>7.00</b>

Table 10: Extensive results of Fig. 5 for partially structured information. The numbers are F1 scores, scaled into a percentage scale.

Model	Structuring Portion			
	None	Quarter	Half	All
GPT-3.5	20.3	18.8	20.1	<b>30.1</b>
GPT-4	85.0	88.5	87.2	<b>92.8</b>
GPT-4o	79.4	85.0	86.6	<b>88.6</b>
Gemini	73.9	87.9	<b>88.3</b>	87.2
Claude	69.0	66.2	67.7	<b>69.4</b>
Mixtral	59.1	<b>64.2</b>	62.5	63.7
Llama	77.5	78.1	78.0	<b>81.8</b>
Gemma	72.7	<b>75.3</b>	75.2	74.0
Avg.	67.1	70.5	70.7	<b>73.5</b>

## D.6.2 Results of Existence Requests

As shown in Tbl. 14, questions proposed in Oh et al. [34] can be also expressed with an existential operator in relational calculus. We test whether *Thinking with Tables* improves the model performance on the *Soccer* dataset shown in Tbl. 11. The red numbers in the parenthesis in the table indicate the performance difference between the original and negated request template (BN(Y) and BN(N) in Oh et al. [34], respectively), where lower values indicate higher robustness and consistency. *Thinking with Tables* outperforms the baseline for most models, 6.5pp and 6.9pp on average for original and negated requests, respectively and 4.1pp reduction in variance between the original and negated requests.

Table 11: Rationale accuracy for requests based on the existence operator on the *Soccer* dataset. Note that the accuracy numbers are in decimal format.

Data Type	GPT-3.5	GPT-4	GPT-4o	Gemini	Claude	Mixtral	Llama	Gemma
Text	0.36	0.85	0.98	<b>0.97</b>	0.98	0.92	<b>0.98</b>	0.88
Table	<b>0.70</b>	<b>0.94</b>	<b>0.99</b>	0.95	<b>1.00</b>	<b>0.94</b>	0.97	<b>0.95</b>
<b>Text Negated</b>	0.53 (0.18)	0.89 (0.04)	0.98 (0.00)	0.90 (0.07)	0.97 ( <b>0.01</b> )	0.61 (0.31)	<b>0.92 (0.06)</b>	0.76 (0.12)
<b>Table Negated</b>	<b>0.75 (0.05)</b>	<b>0.95 (0.01)</b>	<b>0.99 (0.00)</b>	0.90 ( <b>0.05</b> )	0.97 (0.03)	<b>0.90 (0.02)</b>	0.82 (0.15)	<b>0.83 (0.12)</b>

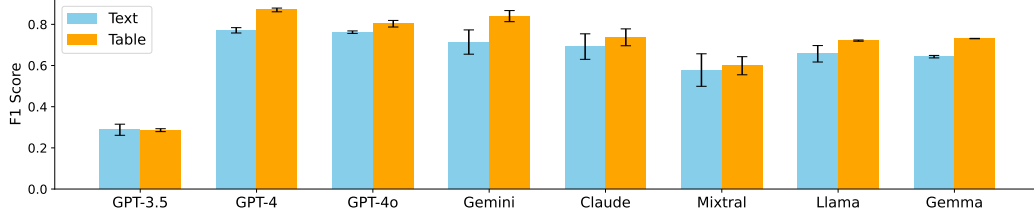


Figure 7: Results of Projection requests. Error bars indicate the variability of LLM responses across three semantically equivalent questions. We observe that *Thinking with Tables* consistently improves F1 scores (performance) and robustness.

Table 12: Performance comparison requests with the set difference conditions on *Soccer* dataset.

Request Type	Data Type	GPT-3.5	GPT-4	GPT-4o	Gemini	Claude	Mixtral	Llama	Gemma
<b>Retrieval</b> (F1 score, %)	Text	46.5	85.9	83.4	<b>89.8</b>	<b>82.7</b>	66.6	72.4	70.2
	Table	<b>58.1</b>	<b>90.0</b>	<b>89.7</b>	85.6	76.3	<b>67.9</b>	<b>81.8</b>	<b>78.9</b>
<b>Sum</b> (Accuracy, %)	Text	3.7	15.7	12.0	2.7	50.0	11.7	7.3	1.7
	Table	<b>9.3</b>	<b>30.3</b>	<b>17.0</b>	<b>4.7</b>	<b>61.3</b>	<b>15.7</b>	<b>11.0</b>	<b>3.3</b>
<b>Count</b> (Abs. Diff., ↓)	Text	5.48	3.70	3.51	<b>4.08</b>	1.42	9.41	<b>3.90</b>	<b>7.50</b>
	Table	<b>4.09</b>	<b>3.11</b>	<b>3.18</b>	5.73	<b>1.31</b>	<b>6.04</b>	4.55	9.50

### D.6.3 Results of Projection Requests

Consistent to the results for existence request types, LLMs show better performance and robustness when *Thinking with Tables* as shown in Fig. 7. GPT-4 and Gemini show large amounts of performance improvements compared to using natural text. On the other hand, for GPT-3.5, Claude, and Mixtral, the enhancements are relatively smaller. However, these LLMs exhibit much lower variance (error bars) across different instruction templates, indicating greater stability.

### D.6.4 Results of Difference Conditions

We show that the requests can be extended also in terms of conditions introducing an additional logical operator, “\” (set difference). Tbl. 12 shows the experimental results for three request types for the *Soccer* dataset. *Thinking with Tables* outperforms the baseline (text) with an average relative increase of 26.45% (4.83pp).

### D.7 Case Study of Multi-turn Requests

Tbl. 13 shows a common occurrence of cases in a *multi-turn* scenario for Gemini. With the gold answer being zero for the corresponding question (*Count* request), the model successfully gives a correct answer when *Thinking with Tables*. However, when the model is presented in text, the model fails to provide an appropriate answer, noting that a database would be required for an efficient computation. This result implies that structures benefit LLMs in terms of effectiveness and efficiency.

Table 13: Case study comparing LLM responses between cases where text and table are injected to the model, highlighting that structured data leads to more accurate and efficient results.

Data Type	CASE STUDY FOR Multi-turn Gemini
Text	<p><b>Q:</b> Count the number of soccer players, club name as Atlético de Madrid and league name as English Premier League. Answer in an integer form.</p> <p><b>A:</b> There are 2 players listed who play for Atlético de Madrid. There are many players listed who play in the English Premier League. I cannot provide a precise count without manually reviewing each entry again, which is inefficient. A more efficient method would require a database.</p>
Table	<p><b>Q:</b> Count the number of soccer players, club name as Atlético de Madrid and league name as English Premier League. Answer in an integer form.</p> <p><b>A:</b> There are 0 soccer players with club name Atlético de Madrid and league name English Premier League in the provided list.</p>

Table 14: Mapping data-analytics requests to database query languages.

Type	Language	Context
Retrieval	<b>Request</b>	Give me soccer players of nationality name as Germany and preferred foot as Right.
	<b>Relational Algebra</b>	$\sigma_{\text{nationality}=\text{Germany} \wedge \text{preferred\_foot}=\text{Right}}(\text{Soccer})$
Deletion	<b>Request</b>	Forget soccer players of nationality name as Germany and preferred foot as Right.
	<b>Relational Algebra</b>	$\text{Soccer} := \text{Soccer} - \sigma_{\text{Nationality}=\text{Argentina} \wedge \text{Preferred\_Foot}=\text{Left}}(\text{Soccer})$
Update	<b>Request</b>	Update the names of soccer players to N/A, while leaving all other attributes unchanged, if their nationality name is Germany and their preferred foot is Right.
	<b>Relational Algebra + SQL</b>	$S1 \leftarrow \sigma_{\text{nationality}=\text{Germany} \wedge \text{preferred\_foot}=\text{Right}}(\text{Soccer})$ $S2 \leftarrow \sigma_{\text{nationality} \neq \text{Germany} \vee \text{preferred\_foot} \neq \text{Right}}(\text{Soccer})$ $S1 \leftarrow \text{UPDATE } S1 \text{ SET name} = \text{"N/A"}$ $\text{Soccer} \leftarrow S1 \cup S2$
Count	<b>Request</b>	Count the number of soccer players, nationality name as Germany and preferred foot not as Right.
	<b>Relational Algebra</b>	$\text{COUNT}(\sigma_{\text{nationality}=\text{Germany} \wedge \text{preferred\_foot} \neq \text{Right}}(\text{Soccer}))$
Sum	<b>Request</b>	Sum the club jersey number of soccer players nationality name as Germany and preferred foot as Right.
	<b>Relational Algebra</b>	$\text{SUM}(\pi_{\text{jersey\_number}}(\sigma_{\text{nationality}=\text{Germany} \wedge \text{preferred\_foot}=\text{Right}}(\text{Soccer})))$
Superlative	<b>Request</b>	Among soccer players nationality name as Germany and preferred foot as Right, give me one soccer player with the highest uniform jersey number. If multiple players satisfy the condition, give me the player with the long name that comes first in alphabetical order.
	<b>Relational Algebra</b>	$S \leftarrow \sigma_{\text{nationality}=\text{Germany} \wedge \text{preferred\_foot}=\text{Right}}(\text{Soccer})$ $M \leftarrow \text{MAX}(\pi_{\text{jersey\_number}}(S))$ $T \leftarrow \sigma_{\text{jersey\_number}=M}(S)$ $R \leftarrow \sigma_{\text{name}=\text{MIN}(\pi_{\text{name}}(T))}(T)$
Existence	<b>Request</b>	Is there a soccer player from Argentina who played for FC Barcelona with uniform number 10 in FC Barcelona?
	<b>Relational Calculus</b>	$\exists t \in \text{Soccer} (t.\text{nationality} = \text{Argentina} \wedge t.\text{club} = \text{FC Barcelona} \wedge t.\text{club\_jersey\_number} = 10)$
Projection	<b>Request</b>	Provide me with soccer players' name and club jersey number of nationality name as Germany and preferred foot as Right.
	<b>Relational Algebra</b>	$\pi_{\text{name}, \text{club\_jersey\_number}}(\sigma_{\text{nationality}=\text{Germany} \wedge \text{preferred\_foot}=\text{Right}}(\text{Soccer}))$