

# Rationale-guided Prompting for Knowledge-based Visual Question Answering

Zhongjian Hu<sup>a</sup>, Peng Yang<sup>a,\*</sup>, Bing Li<sup>b</sup> and Fengyuan Liu<sup>c</sup>

<sup>a</sup>*School of Computer Science and Engineering, Southeast University, China*

<sup>b</sup>*School of Information Management and Artificial Intelligence, Zhejiang University of Finance and Economics, China*

<sup>c</sup>*Southeast University - Monash University Joint Graduate School, China*

## ARTICLE INFO

### Keywords:

Visual question answering  
knowledge-based VQA  
Large language model  
Chain of thought

## ABSTRACT

Recently, Large Language Models (LLMs) have been used for knowledge-based Visual Question Answering (VQA). Despite the encouraging results of previous studies, prior methods prompt LLMs to predict answers directly, neglecting intermediate thought processes. We argue that prior methods do not sufficiently activate the capacities of LLMs. We propose a framework called **PLRH** that **P**rompts LLMs with **R**ationale **H**euristics for knowledge-based VQA. The PLRH prompts LLMs with Chain of Thought (CoT) to generate rationale heuristics, i.e., intermediate thought processes, and then leverages the rationale heuristics to inspire LLMs to predict answers. Experiments show that our approach outperforms the existing baselines by more than 2.2 and 2.1 on OK-VQA and A-OKVQA, respectively.

## 1. Introduction

Visual Question Answering (VQA) is a popular task in the artificial intelligence. Knowledge-based VQA poses even higher demands, requiring not only the understanding of image information but also the introduction of external knowledge to answer questions. Recently, open-domain VQA benchmarks [15, 21] have been established, allowing the use of any external knowledge to answer questions. This paper focuses on the VQA with open-domain knowledge. Early methods for knowledge-based VQA involve retrieving information from knowledge bases. However, these methods have limitations, such as the potential inability to retrieve the required knowledge.

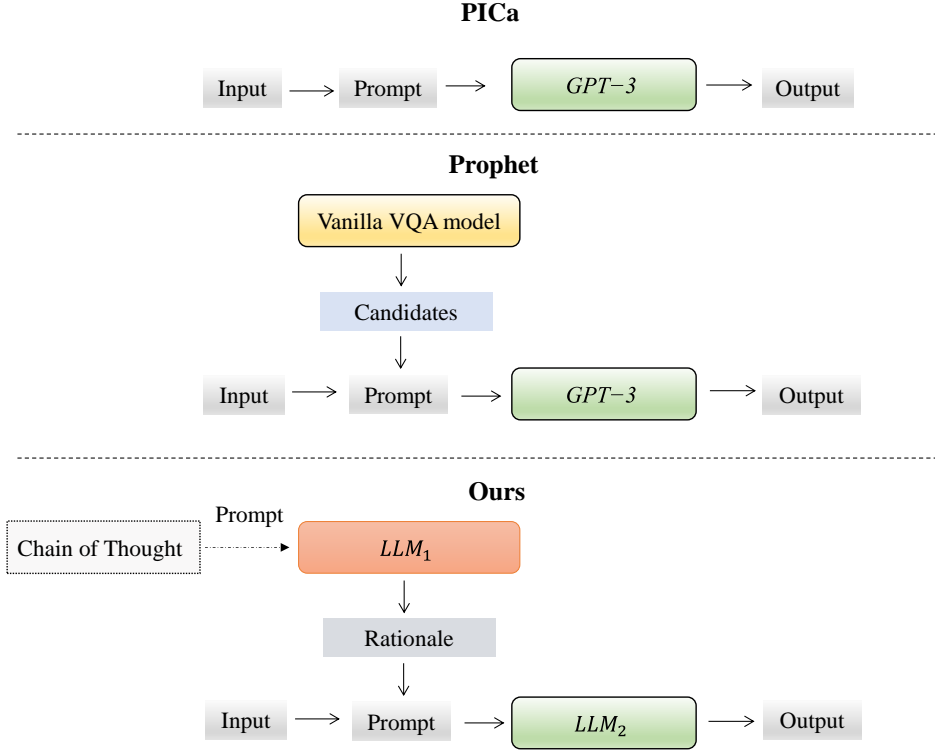
Recently, methods based on Large Language Models (LLMs), such as GPT-3 [2], have achieved encouraging results. PICa [29] applies GPT-3's in-context learning to knowledge-based VQA. They use a captioning model to convert images into captions, thereby textualizing the VQA task. The caption, question, and some in-context examples are integrated into a textual prompt to guide GPT-3 in predicting the answer. PICa suffers from limitations such as insufficient prompt information and the choice of in-context examples to be improved. Prophet [22] further explores the research based on PICa, using the vanilla VQA model to inspire GPT-3. Prophet uses a vanilla VQA model to select in-context examples and generate candidate answers. Then, the caption, question, candidate answers, and in-context examples are integrated into a textual prompt to guide GPT-3 in predicting the answer directly. Existing works have yielded exciting results, but often they have directly prompted LLMs to predict answers, neglecting intermediate thought process. Previous studies demonstrate that intermediate thought process can effectively improve the reasoning abilities of LLMs.

In this paper, we propose **PLRH**-a novel framework that **P**rompts LLMs with **R**ationale **H**euristics for knowledge-based VQA. Unlike previous works, instead of predicting the answer directly, we first prompt the LLM with Chain of Thought (CoT) to generate the rationale heuristics. Next, in the inference stage, rationale is added to the formatted prompt to inspire the LLM to predict the answer. Figure 1 illustrates the comparison of our PLRH with PICa and Prophet. To our knowledge, this is the first attempt to prompt LLMs with rationale heuristics for knowledge-based VQA. Table 1 lists the main notations. The main contributions are as follows:

1. We propose a novel framework consisting of three stages. Firstly rationales will be generated for all training samples, then rationale heuristics will be obtained for testing samples, and finally the LLM will be prompted to predict the answers.

\*Corresponding author: Peng Yang

✉ huzj@seu.edu.cn (Z. Hu); pengyang@seu.edu.cn (P. Yang); libing@zufe.edu.cn (B. Li); liufengyuan@seu.edu.cn (F. Liu)  
ORCID(s):



**Figure 1:** Conceptual comparisons of different knowledge-based VQA frameworks. PICa directly assembles the input with in-context examples into a formatted prompt for guiding the LLM to predict the answer. Prophet inherits PICa and uses a vanilla model to obtain candidate answers and assembles the candidate answers with input and in-context examples into a formatted prompt that is used to guide LLM to predict the answer. Unlike previous approaches, we use Chain of Thought (CoT) to prompt LLM to generate rationale heuristics and integrate the rationale heuristics with input and in-context examples into a formatted prompt for guiding LLM to predict the answer.

2. Unlike previous methods, instead of directly prompting the LLM to predict the answer, we generate the intermediate thought process, i.e., the rationale and use it to prompt the LLM, which is more beneficial.
3. Experiments demonstrate the effectiveness of our method. Our method outperforms existing baselines on OK-VQA and A-OKVQA.

## 2. Related Work

**Visual Question Answering (VQA).** Interest in VQA [6] has significantly increased in recent years. Recent works in this domain can generally be classified into several categories: improved visual features [23, 32], enhanced model architectures [30, 11], and better learning strategies [10, 35]. Many of the state-of-the-art methods adopt the Transformer architecture [26]. In addition to studies focused on general VQA, there is a growing interest in exploring more specific VQA tasks that require specialized reasoning skills, such as knowledge integration [18].

**Knowledge-based VQA.** Knowledge-based VQA often requires information beyond the image itself to accurately answer questions. Early approaches typically rely on external knowledge resources. With the rise of LLMs [34, 3], which have demonstrated remarkable capabilities, researchers have begun exploring the use of LLMs in knowledge-based VQA. PICa [29] applies the GPT-3’s in-context learning to knowledge-based VQA. They convert images into captions, integrating input and in-context examples into formatted prompts that inspire the GPT-3 to predict answers. PromptCap [8] further improves the captioning method by adding questions to the prompts, making the generated captions helpful in answering the questions. Prophet [22] inherits PICa and uses a vanilla VQA model to inspire the

**Table 1**  
Main notations

Notation	Description
VQA	Visual Question Answering
LLM	Large Language Model
CoT	Chain of Thought
$x$	the input (Preliminaries)
$y$	the target (Preliminaries)
$h$	the prompt head (Preliminaries)
$\epsilon = \{(x_i, y_i)\}_{i=1}^n$	the in-context examples (Preliminaries)
$v_i$	the image (Training sample)
$c_i$	the caption of image (Training sample)
$q_i$	the question (Training sample)
$a_i$	the answer (Training sample)
$r_i$	the rationale (Training sample)
$v$	the image (Test sample)
$c$	the caption of image (Test sample)
$q$	the question (Test sample)
$a$	the answer (Test sample)
$r$	the rationale (Test sample)
$\mathcal{Y}_r$	the rationale generated by LLM
$\mathcal{H}$	the prompt head (Stage 1)
$\mathcal{E}(c_i, q_i, a_i, r_i)$	the in-context examples (Stage 1)
$\mathcal{X}(c, q, a)$	the input (Stage 1)
$f$	the fused feature
$\mathbb{M}$	the vanilla VQA model
$\mathbb{D}$	the VQA dataset
$\mathcal{I}_E$	the index set of selected in-context examples (Stage 2)
$\mathcal{E}(c_i, q_i, r_i)$	the in-context examples (Stage 2)
$\mathcal{X}(c, q)$	the input (Stage 2)
$\mathcal{E} = \{(c_i, q_i, r_i, a_i)\}$	the in-context examples (Stage 3)
$\mathcal{X}(c, q, r)$	the input (Stage 3)
PLRH	the framework that Prompts LLMs with Rationale Heuristics

GPT-3. They add candidate answers generated by the vanilla model to the prompts to inspire the GPT-3 to predict answers.

**Chain of Thought (CoT).** CoT can significantly improve the reasoning ability of LLMs [27]. Multimodal-CoT [33] uses a two-stage framework, first generating the rationales and then answering the questions, and achieves promising results on the ScienceQA and A-OKVQA datasets. KAM-CoT [17] employs a two-stage training process grounded in knowledge graphs to generate rationales and answers. MuKCoT [19] presents a method for improving the explainability of knowledge-based VQA by employing the CoT capacity of the LLM. Inspired by previous works, we propose a novel rationale-heuristics method. We first prompt the LLM to generate the rationale heuristics, and then integrate the rationale heuristics with in-context examples and input into a formatted prompt to guide the LLM to predict the answer.

### 3. Methodology

Figure 2 shows an overview of our framework. Our framework consists of three stages. In the first stage, we manually craft several in-context examples and generate rationales for all training samples. In the second stage, we use a vanilla VQA model to select in-context examples and generate rationales for the test inputs. In the third stage, we employ the rationale heuristics to prompt the LLM to predict the answers.

### 3.1. Preliminaries

LLMs have demonstrated powerful in-context few-shot learning capabilities. Given the input  $x$ , target  $y$  is predicted conditioned on the prompt  $p(h, \epsilon, x)$ . At each decoding step  $s$ :

$$y^s = \arg \max_{y^s} p_{LLM}(y^s \mid p(h, \epsilon, x), y^{<s}), \quad (1)$$

where  $h$  denotes the prompt head,  $\epsilon = \{(x_i, y_i)\}_{i=1}^n$  denotes the in-context examples.

PICa [29] applies in-context learning paradigm of GPT-3 [2] to knowledge-based VQA. To enable LLMs to understand images, they convert the images into captions using a captioning model. PICa formats the in-context examples as follows:

Context:  $c_i$  \n Question:  $q_i$  \n Answer:  $a_i$

where context refers to the caption of the image, \n indicates the line break, and  $(c_i, q_i, a_i)$  denote the image-question-answer triplet in the training set. PICa formats the test input as follows:

Context:  $c$  \n Question:  $q$  \n Answer:

The test input format is similar to the in-context examples, except the answer is left blank for the LLM to predict.

Prophet [22] further leverages a vanilla VQA model to inspire GPT-3. By incorporating the candidate answers generated by the vanilla model into the prompt, they expand PICa's triplet *Context-Question-Answer* into a quadruplet *Context-Question-Candidates-Answer*. The in-context examples of Prophet are formatted as follows:

Context:  $c_i$  \n Question:  $q_i$  \n Candidates:  $w_i$  \n Answer:  $a_i$

where  $w_i$  denotes the candidate answers generated by vanilla VQA model.

Understanding PICa and Prophet will facilitate the comprehension of our approach. We introduce the concept of chain-of-thought and incorporate rationale heuristics into the prompt to better inspire the LLM.

### 3.2. Stage 1: Generating rationales for the training samples

We first generate corresponding rationales for all training samples to ensure they are available for use during inference. We manually crafted several in-context examples for prompting the LLM.

Context:  $c_i$  \n Question:  $q_i$  \n Answer:  $a_i$  \n Rationale:  $r_i$

where  $c_i$  corresponds to the caption of image,  $c_i, q_i, a_i$  correspond to the image-question-answer, and  $r_i$  is the rationale manually crafted by us. The input is formatted as follows:

Context:  $c$  \n Question:  $q$  \n Answer:  $a$  \n Rationale:

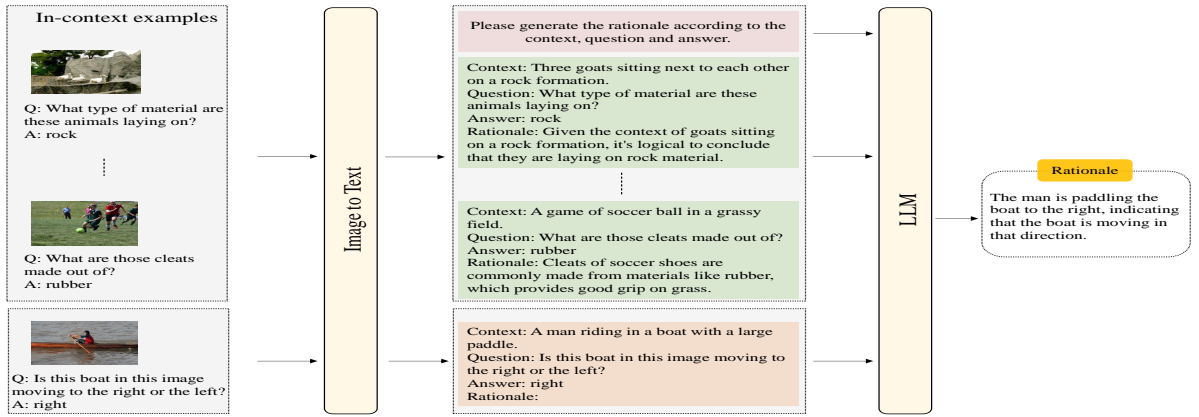
As shown in Figure 2(a), we prompt the LLM to generate the corresponding rationale based on context, question, and answer. This allows the LLM to generate rationales corresponding to the answers.

$$\mathcal{Y}_r = LLM(\mathcal{H}, \mathcal{E}(c_i, q_i, a_i, r_i), \mathcal{X}(c, q, a)) \quad (2)$$

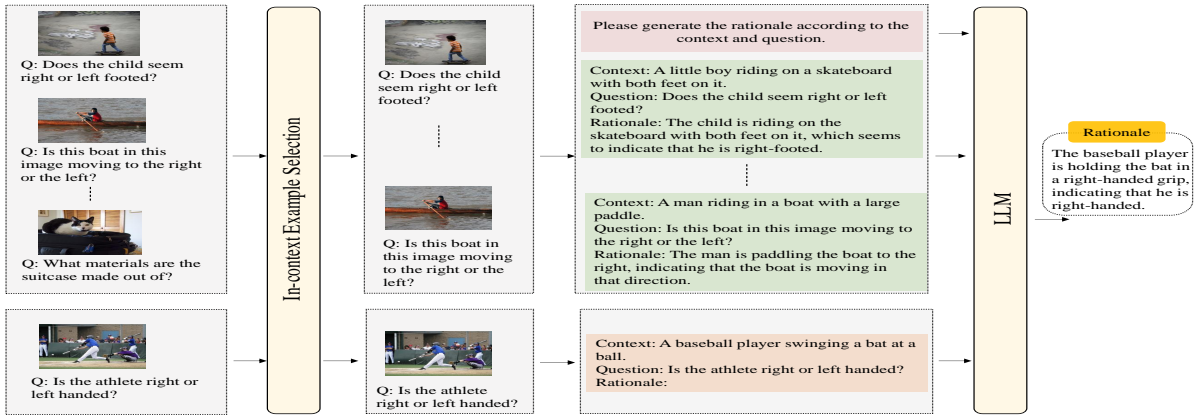
where  $\mathcal{Y}_r$  denotes the rationale generated by LLM,  $\mathcal{H}$  denotes the prompt head,  $\mathcal{E}(c_i, q_i, a_i, r_i)$  denotes the in-context examples, and  $\mathcal{X}(c, q, a)$  denotes the input.

### 3.3. Stage 2: Rationale heuristics generation for the test input

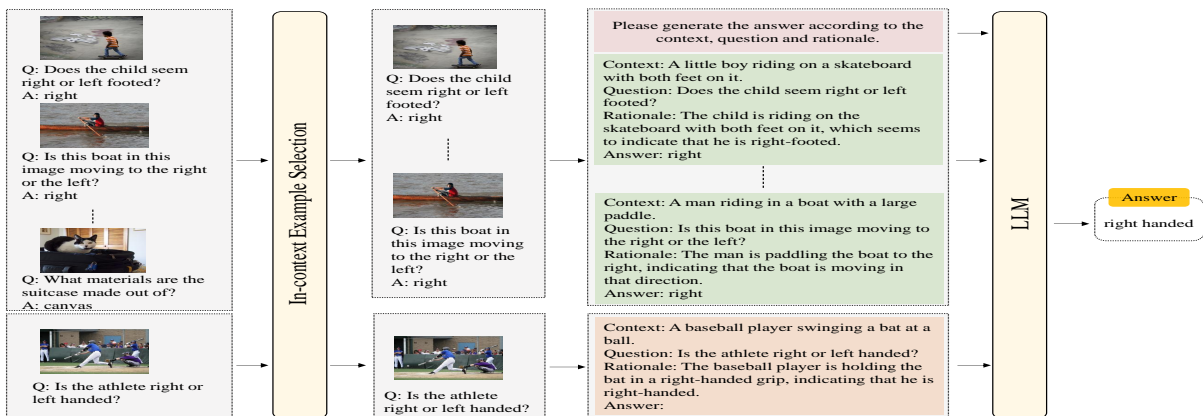
At this stage, we generate the rationale for the test input. We first select in-context examples from the training samples for the test input and then prompt the LLM to generate the rationale. Define the VQA dataset as  $\mathbb{D} = \{(v_i, q_i, a_i)\}_{i=1}^M$ , and the vanilla VQA model  $\mathbb{M}$  is trained on  $\mathbb{D}$ .



(a) Stage 1: We manually craft several in-context examples to prompt the LLM to generate rationales for all training samples. Images are converted to captions so that they can be understood by the LLM.



(b) Stage 2: We use a vanilla VQA model to select in-context examples from the training samples and generate rationale heuristics for the test input.



(c) Stage 3: We integrate the caption, question, and rationale heuristics into a formatted prompt to guide the LLM in predicting the answer.

**Figure 2:** Our framework consists of three stages. In the first stage, we manually craft several in-context examples and generate rationales for all training samples. In the second stage, we use a vanilla VQA model to select in-context examples and generate rationales for the test inputs. In the third stage, we employ the rationale heuristics to prompt the LLM to predict the answers.

The fused feature  $f$  of the image  $v$  and question  $q$  can be obtained through the backbone of  $\mathbb{M}$ .

$$f = \mathbb{M}(v, q) \quad (3)$$

We calculate the cosine similarity of fused feature between test input and each training sample, then select top- $N$  similar training samples as in-context examples.

$$\mathcal{I}_E = \underset{i \in \{1, 2, \dots, M\}}{\text{argTopN}} \frac{f^T f_i}{\|f\|_2 \|f_i\|_2} \quad (4)$$

where  $\mathcal{I}_E$  denotes the index set of selected in-context examples  $\varepsilon$ .

$$\varepsilon = \{(v_i, q_i, a_i) \mid i \in \mathcal{I}_E\} \quad (5)$$

In the previous stage, we generate rationales for all training samples. Therefore, we can obtain the rationales for these examples  $\varepsilon$ . Additionally, we can get the captions for images using the captioning model. Thus, the in-context examples can be obtained as follows:

$$\mathcal{E} = \{(c_i, q_i, r_i) \mid i \in \mathcal{I}_E\} \quad (6)$$

where  $r_i$  denotes the rationale,  $c_i$  denotes the caption of image, and  $q_i$  denotes the question. The in-context examples are formatted as follows:

Context:  $c_i$  \n Question:  $q_i$  \n Rationale:  $r_i$

The input sample will be formatted as follows:

Context:  $c$  \n Question:  $q$  \n Rationale:

The second-stage prompts do not have *Answer*, this is because the test samples have no answers. So in order to have a consistent format for in-context learning, we construct it this way. We prompt the LLM to generate rationale for the test input.

$$\mathcal{Y}_r = LLM(\mathcal{H}, \mathcal{E}(c_i, q_i, r_i), \mathcal{X}(c, q)) \quad (7)$$

where  $\mathcal{H}$  denotes the prompt head, and  $\mathcal{X}$  denotes the input.

### 3.4. Stage 3: Prompting the LLM with rationale heuristics

At this stage, we have obtained rationales for both the training samples and the test input. We will use the rationale heuristics to prompt the LLM to predict the answer. We adopt the same in-context example selection strategy as in the previous stage. The in-context examples can be defined as:

$$\mathcal{E} = \{(c_i, q_i, r_i, a_i) \mid i \in \mathcal{I}_E\} \quad (8)$$

We construct the prompt to inspire the LLM to predict the answer. The prompt format is as follows:

Prompt head

Context:  $c_i$  \n Question:  $q_i$  \n Rationale:  $r_i$  \n Answer:  $a_i$

Context:  $c$  \n Question:  $q$  \n Rationale:  $r$  \n Answer:

The prompt will be input into the LLM to predict the answer.

$$\mathcal{Y}_a = LLM(\mathcal{H}, \mathcal{E}(c_i, q_i, r_i, a_i), \mathcal{X}(c, q, r)) \quad (9)$$

where  $\mathcal{Y}_a$  denotes the predicted answer,  $\mathcal{H}$  denotes the prompt head, and  $\mathcal{X}$  denotes the input.

## 4. Experiments

### 4.1. Datasets

OK-VQA [15] and A-OKVQA [21] are commonly used knowledge-based VQA datasets. The OK-VQA dataset contains 9K/5K image-question pairs for the training/test sets. Each sample is annotated with ten open-ended answers. The A-OKVQA dataset includes 17K/1K/7K for the training/validation/test sets. Each sample is annotated with ten open-ended answers for direct answer evaluation. We adopt the direct answer evaluation on validation set for A-OKVQA. For evaluation metrics, a generated answer is deemed 100% accurate if at least three humans annotated that correct answer. The accuracy metric is:  $\min(\frac{\#humans\ that\ provided\ that\ answer}{3}, 1)$ .

### 4.2. Baselines and Implementation

#### 4.2.1. Baselines

We compare our approach with a range of existing baselines:

- Methods with external knowledge resources: MUTAN [1], Mucko [36], ConceptBert [5], KRISP [14], MAVEx [28], Visual Retriever-Reader [13], TRiG [4], UnifER [7], GPV-2 [9], VLC-BERT [20].
- Methods with other multimodal models: ClipCap [16], ViLBERT [12], LXMERT [24].
- Methods with GPT-3/LLMs: PICa [29], PromptCap [8], Prophet [22].

To ensure a fair comparison, we replace the GPT-3 in PromptCap and Prophet with LLaMA.

#### 4.2.2. Implementation

For the vanilla VQA model, we follow Prophet [22] and use the pretrained MCAN-large [31] model. We adopt the PromptCap [8] as the captioning model. For the LLM, we choose LLaMA2-Chat [25]. LLaMA is an excellent, open-source LLM with powerful capabilities and is free of charge. We use the 7B version, which can run on a single NVIDIA V100 GPU. Considering the context length limitations, we set the number of in-context examples to 8.

### 4.3. Main Results

Tables 2 and 3 demonstrate the results. Our method outperforms the existing baselines by more than 2.2 and 2.1 on OK-VQA and A-OKVQA, respectively. Overall, our approach outperforms both LLM-based approaches and other baselines. Specifically, LLM-based methods tend to outperform other baselines that are not LLM-based. Among all the baselines, PICa, PromptCap, and Prophet are LLM-based methods, and they outperform the other baselines. This is because LLMs are pre-trained models with massive parameters and have powerful capabilities. Therefore LLM-based methods tend to have better results. Our approach is also based on LLM and outperforms PICa, PromptCap as well as Prophet to achieve the best results. This is because our approach not only combines PromptCap's captioning method, and Prophet's in-context example selection, but also employs a novel rationale heuristic that further activate the capability of LLM.

### 4.4. Ablation Study

We add our rationale heuristic on separate setups to further validate our approach. Table 4 shows the results. "Prophet & PromptCap" denotes combining Prophet's in-context example selection with PromptCap's captions. "Prophet" denotes setup based on Prophet baseline, "PromptCap" denotes setup based on PromptCap baseline. "+ Rationale" denotes a further addition to the setups with our rationale heuristic. Observation of the results shows that our rationale method achieves the better results on both datasets. Our method improves the performance under different baseline setups. This suggests that CoT can further activate the capacity of LLM, so the rationale heuristics can obtain better results.



**Table 2**  
Results on OK-VQA

Method	Knowledge Resources	In-Context Learning	Accuracy
MUTAN+AN [1]	Wikipedia	✗	27.8
Mucko [36]	Dense Captions	✗	29.2
ConceptBert [5]	ConceptNet	✗	33.7
KRISP [14]	Wikipedia + ConceptNet	✗	38.9
MAVE <sub>x</sub> [28]	Wikipedia + ConceptNet + Google Images	✗	39.4
Visual Retriever-Reader [13]	Google Search	✗	39.2
VLC-BERT [20]	VQA P.T. + COMET	✗	43.1
TRiG [4]	Wikipedia	✗	49.4
UniFER [7]	ConceptNet + ViLT	✗	42.1
PICa-Base [29]	LLM	✓	43.3
PICa-Full [29]	LLM	✓	48.0
PromptCap-LLaMA [8]	LLM	✓	50.1
Prophet-LLaMA [22]	LLM	✓	53.2
Ours	LLM	✓	<b>55.4</b>

**Table 3**  
Results on A-OKVQA

Method	Knowledge Resources	In-Context Learning	Accuracy
ClipCap [16]	-	✗	30.9
ViLBERT [12]	-	✗	30.6
LXMERT [24]	-	✗	30.7
KRISP [14]	Wikipedia + ConceptNet	✗	33.7
GPV-2 [9]	Web Search (Web10k) + COCO P.T.	✗	48.6
PromptCap-LLaMA [8]	LLM	✓	51.2
Prophet-LLaMA [22]	LLM	✓	52.1
Ours	LLM	✓	<b>54.2</b>

**Table 4**  
Ablation study

Method	OK-VQA	A-OKVQA
Prophet & PromptCap	54.1	52.8
+ Rationale	<b>55.4</b>	<b>54.2</b>
Prophet	53.2	52.1
+ Rationale	<b>54.4</b>	<b>53.5</b>
PromptCap	50.1	51.2
+ Rationale	<b>51.3</b>	<b>52.2</b>

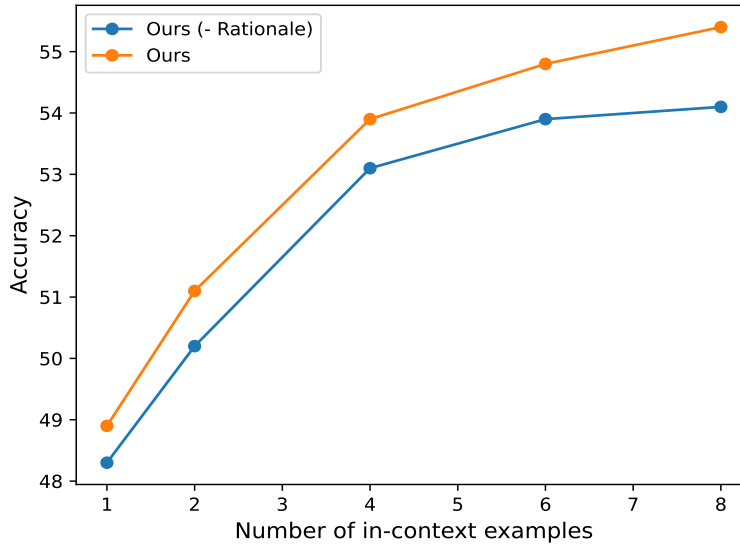
#### 4.5. Parameter Sensitivity Study

We also investigate how performance varies with the number of in-context examples, as shown in Figure 3. The settings for the number of in-context examples include {1,2,4,6,8}. "Ours" denotes our method and "Ours (- Rationale)" denotes that our method removes the rationale heuristic. Similar trends are observed on both datasets. Overall, performance improves as the number of in-context examples increases. Specifically, performance is worst when the number of in-context examples is 1. As the number of in-context examples gradually increases, the performance gradually improves. When the number of in-context examples reaches 4, the performance improvement gradually slows down. When the number of in-context examples reaches 8, the performance reaches the highest.

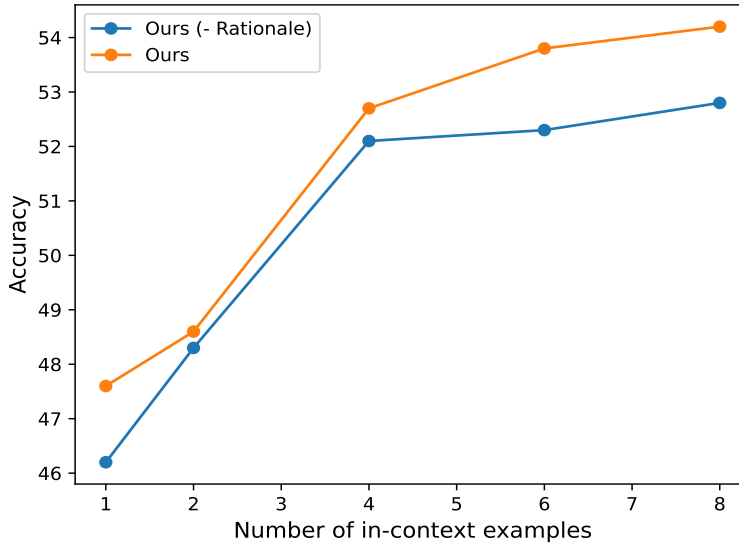
#### 4.6. Case Study

Figure 4 illustrates the case study. We show success cases and failure cases, as well as formatted prompts for prediction.





(a) OK-VQA




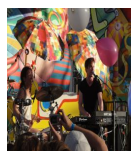



(b) A-OKVQA

**Figure 3:** Performance when varying the number of in-context examples. "Ours" denotes our proposed method, and "Ours (- Rationale)" denotes the baseline that removes rationale heuristics from our method.

#### 4.6.1. Presentation of cases

Figure 4(a) shows the cases, containing both successes and failures. We show the impact of our rationale heuristics on the prediction results of the LLM. The three cases on the left are success cases, i.e., case 1, case 2, and case 3. The three cases on the right are failures, i.e., case 4, case 5, and case 6. As can be seen from the case study, the rationale heuristic can inspire the LLM to make correct predictions, and in some cases it can also mislead the LLM.

 <p><b>Case 1</b> Question: What time of day is it? Rationale: The dog is sitting on the dashboard of a car, which suggests that it is <b>afternoon</b>, as cars are typically used for driving during the daytime. Answer: <b>afternoon</b> Exact Answer: <b>afternoon</b></p>	 <p><b>Case 4</b> Question: Name the place shown in this picture where the game is played? Rationale: The <b>backyard</b> is a common location for playing frisbee, as it provides a large, open space for the game to be played. Answer: <b>backyard</b> Exact Answer: <b>field</b></p>
 <p><b>Case 2</b> Question: Is the horse providing a practical service or a commercial service? Rationale: The horse is providing a <b>commercial</b> service, as it is pulling a carriage down a street. Answer: <b>commercial</b> Exact Answer: <b>commercial</b></p>	 <p><b>Case 5</b> Question: The two objects floating in the air in the picture can be filled with what gas such that the objects can continue to float upwards in the air? Rationale: The objects in the picture are filled with <b>nitrogen</b>, which is a gas that is commonly used as a fuel for airplanes and other vehicles. Answer: <b>nitrogen</b> Exact Answer: <b>helium</b></p>
 <p><b>Case 3</b> Question: What is the safety gear that should be worn while on one of these? Rationale: Motorcycles are known for their high speeds and the risk of accidents, so it's important to wear a <b>helmet</b> to protect your head. Answer: <b>helmet</b> Exact Answer: <b>helmet</b></p>	 <p><b>Case 6</b> Question: Which brand of gas stove is seen in this photo? Rationale: <b>Kenmore</b> is a well-known brand of gas stoves, and the stove in the photo is likely a Kenmore model. Answer: <b>kenmore</b> Exact Answer: <b>muytag</b></p>

(a) The blue font denotes the predicted answer, and the green font denotes the exact answer. The three cases on the left (case 1, case 2, and case 3) are success cases and the three cases on the right (case 4, case 5, and case 6) are failure cases. A successful case is one in which our rationale hits the correct answer, thus inspiring the LLM to predict the correct answer. A failure case is one in which our rationale misleads the LLM to produce the wrong answer.

<p>Please answer the question according to the context and rationale.</p> <p>===</p> <p><b>Context:</b> Fresh vegetables displayed along with eggs and a dip.</p> <p><b>Question:</b> What type of food is in the image?</p> <p><b>Rationale:</b> The vegetables are clearly visible in the image, and they are a common type of food.</p> <p><b>Answer:</b> vegetable</p> <p>===</p> <p><b>Context:</b> Cut up vegetables tossed around in a light dressing.</p> <p><b>Question:</b> What kind of dish is this?</p> <p><b>Rationale:</b> Given the context of cut up vegetables tossed around in a light dressing, it's logical to conclude that it's a stir fry.</p> <p><b>Answer:</b> stir fry</p> <p>===</p> <p><b>Context:</b> A bowl of broccoli, carrots, and cauliflower.</p> <p><b>Question:</b> What types of food are these items?</p> <p><b>Rationale:</b> The vegetables in the bowl are likely vegetables, as they are commonly used in salads, sandwiches, and other dishes.</p> <p><b>Answer:</b></p>
---

(b) We show the prompt containing two in-context examples for better visualization. The prompt consists of three parts: the prompt head for describing the task, the in-context examples, and the last test input.

**Figure 4:** Case study.

#### 4.6.2. Demonstration of prompts

Figure 4(b) shows the presentation of the prompt for the prediction. We show the prompt containing two in-context examples for better visualization. The format of the prompt is *Context-Question-Rationale-Answer*. The prompt consists of three parts: the prompt head for describing the task, the in-context examples, and the last test input. The test input leaves the answer blank to allow the LLM to predict it.

#### 4.7. More details of prompts

To better explain our framework, we have also provided the prompts for stage 1 and stage 2. Figure 5 shows more details of prompts. The prompts consist of three parts, i.e., the prompt head is used to describe the task, the in-context examples, and the input. The format of the prompts in the first stage is *Context-Question-Answer-Rationale*, which we use to generate rationales for all training samples. The format of the prompts in the second stage is *Context-Question-Rationale*, which we use to generate rationales for all test samples. The prompts in the second stage do not have answer, this is because the test samples do not have answer. So in order to have a consistent format for in-context learning, we construct it this way.

### 5. Conclusion

We propose a novel framework called PLRH, which prompts LLMs with rationale heuristics for knowledge-based VQA. The framework is divided into three stages: first, the LLM is prompted to generate rationales for all training samples, then the vanilla VQA model is used to obtain in-context examples and the LLM is prompted to generate rationale heuristics for the test sample, and finally, the rationale heuristics are integrated into the prompt along with the in-context examples to inspire the LLM to predict the answer. In the future, we will continue to study LLM-based methods for knowledge-based VQA.

### Acknowledgments

This work was supported in part by the National Natural Science Foundation of China under Grant 62272100, and in part by the Consulting Project of Chinese Academy of Engineering under Grant 2023-XY-09.

Please generate the rationale according to the context, question and answer.  
 ===  
**Context:** Three goats sitting next to each other on a rock formation.  
**Question:** What type of material are these animals laying on?  
**Answer:** rock  
**Rationale:** Given the context of goats sitting on a rock formation, it's logical to conclude that they are laying on rock material.  
 ===  
**Context:** A game of soccer ball in a grassy field.  
**Question:** What are those cleats made out of?  
**Answer:** rubber  
**Rationale:** Cleats of soccer shoes are commonly made from materials like rubber, which provides good grip on grass.  
 ===  
**Context:** Fresh vegetables displayed along with eggs and a dip.  
**Question:** What type of food is in the image?  
**Answer:** vegetable  
**Rationale:**

(a) The prompt for stage 1. The format of the prompts in the first stage is *Context-Question-Answer-Rationale*, which we use to prompt the LLM to generate rationales for all training samples.

Please generate the rationale according to the context and question.  
 ===  
**Context:** Fresh vegetables displayed along with eggs and a dip.  
**Question:** What type of food is in the image?  
**Rationale:** The vegetables are clearly visible in the image, and they are a common type of food.  
 ===  
**Context:** Cut up vegetables tossed around in a light dressing.  
**Question:** What kind of dish is this?  
**Rationale:** Given the context of cut up vegetables tossed around in a light dressing, it's logical to conclude that it's a stir fry.  
 ===  
**Context:** A bowl of broccoli, carrots, and cauliflower.  
**Question:** What types of food are these items?  
**Rationale:**

(b) The prompt for stage 2. The format of the prompts in the second stage is *Context-Question-Rationale*. Since the test samples have no answers, we construct it this way for consistency of in-context learning.

**Figure 5:** The prompts consist of three parts, i.e., the prompt head is used to describe the task, the in-context examples, and the input.

## References

- [1] Hedi Ben-younes, Remi Cadene, Matthieu Cord, and Nicolas Thome. Mutan: Multimodal tucker fusion for visual question answering. In *2017 IEEE International Conference on Computer Vision (ICCV)*, pages 2631–2639, 2017.
- [2] Tom Brown, Benjamin Mann, Nick Ryder, Melanie Subbiah, Jared D Kaplan, Prafulla Dhariwal, Arvind Neelakantan, Pranav Shyam, Girish Sastry, Amanda Askell, et al. Language models are few-shot learners. *Advances in neural information processing systems*, 33:1877–1901, 2020.
- [3] Yupeng Chang, Xu Wang, Jindong Wang, Yuan Wu, Linyi Yang, Kaijie Zhu, Hao Chen, Xiaoyuan Yi, Cunxiang Wang, Yidong Wang, et al. A survey on evaluation of large language models. *ACM Transactions on Intelligent Systems and Technology*, 15(3):1–45, 2024.
- [4] Feng Gao, Qing Ping, Govind Thattai, Aishwarya Reganti, Ying Nian Wu, and Prem Natarajan. Transform-retrieve-generate: Natural language-centric outside-knowledge visual question answering. In *2022 IEEE/CVF Conference on Computer Vision and Pattern Recognition (CVPR)*, pages 5057–5067, 2022.
- [5] François Gardères, Maryam Ziaefard, Baptiste Abeloos, and Freddy Lecue. ConceptBert: Concept-aware representation for visual question answering. In *Findings of the Association for Computational Linguistics: EMNLP 2020*, pages 489–498, Online, November 2020. Association for Computational Linguistics.
- [6] Yash Goyal, Tejas Khot, Douglas Summers-Stay, Dhruv Batra, and Devi Parikh. Making the v in vqa matter: Elevating the role of image understanding in visual question answering. In *Proceedings of the IEEE conference on computer vision and pattern recognition*, pages 6904–6913, 2017.
- [7] Yangyang Guo, Liqiang Nie, Yongkang Wong, Yibing Liu, Zhiyong Cheng, and Mohan Kankanhalli. A unified end-to-end retriever-reader framework for knowledge-based vqa. In *Proceedings of the 30th ACM International Conference on Multimedia, MM '22*, page 2061–2069, New York, NY, USA, 2022. Association for Computing Machinery.
- [8] Yushi Hu, Hang Hua, Zhengyuan Yang, Weijia Shi, Noah A. Smith, and Jiebo Luo. Promptcap: Prompt-guided image captioning for vqa with gpt-3. In *Proceedings of the IEEE/CVF International Conference on Computer Vision (ICCV)*, pages 2963–2975, October 2023.
- [9] Amita Kamath, Christopher Clark, Tanmay Gupta, Eric Kolve, Derek Hoiem, and Aniruddha Kembhavi. Webly supervised concept expansion for general purpose vision models. In Shai Avidan, Gabriel Brostow, Moustapha Cissé, Giovanni Maria Farinella, and Tal Hassner, editors, *Computer Vision – ECCV 2022*, pages 662–681, Cham, 2022. Springer Nature Switzerland.
- [10] Junnan Li, Dongxu Li, Caiming Xiong, and Steven Hoi. Blip: Bootstrapping language-image pre-training for unified vision-language understanding and generation. In *International conference on machine learning*, pages 12888–12900. PMLR, 2022.
- [11] Linjie Li, Zhe Gan, Yu Cheng, and Jingjing Liu. Relation-aware graph attention network for visual question answering. In *Proceedings of the IEEE/CVF international conference on computer vision*, pages 10313–10322, 2019.
- [12] Jiasen Lu, Dhruv Batra, Devi Parikh, and Stefan Lee. Vilbert: Pretraining task-agnostic visiolinguistic representations for vision-and-language tasks. In H. Wallach, H. Larochelle, A. Beygelzimer, F. d'Alché-Buc, E. Fox, and R. Garnett, editors, *Advances in Neural Information Processing Systems*, volume 32. Curran Associates, Inc., 2019.
- [13] Man Luo, Yankai Zeng, Pratyay Banerjee, and Chitta Baral. Weakly-supervised visual-retriever-reader for knowledge-based question answering. In *Proceedings of the 2021 Conference on Empirical Methods in Natural Language Processing*, pages 6417–6431, Online and Punta Cana, Dominican Republic, November 2021. Association for Computational Linguistics.
- [14] Kenneth Marino, Xinlei Chen, Devi Parikh, Abhinav Gupta, and Marcus Rohrbach. Krisp: Integrating implicit and symbolic knowledge for open-domain knowledge-based vqa. In *Proceedings of the IEEE/CVF Conference on Computer Vision and Pattern Recognition*, pages 14111–14121, 2021.
- [15] Kenneth Marino, Mohammad Rastegari, Ali Farhadi, and Roozbeh Mottaghi. Ok-vqa: A visual question answering benchmark requiring external knowledge. In *Proceedings of the IEEE/cvf conference on computer vision and pattern recognition*, pages 3195–3204, 2019.
- [16] Ron Mokady, Amir Hertz, and Amit H Bermano. Clipcap: Clip prefix for image captioning. *arXiv e-prints*, pages arXiv–2111, 2021.
- [17] Debjyoti Mondal, Suraj Modi, Subhadarshi Panda, Rituraj Singh, and Godawari Sudhakar Rao. Kam-cot: Knowledge augmented multimodal chain-of-thoughts reasoning. In *Proceedings of the AAAI Conference on Artificial Intelligence*, volume 38, pages 18798–18806, 2024.
- [18] Medhini Narasimhan, Svetlana Lazebnik, and Alexander Schwing. Out of the box: Reasoning with graph convolution nets for factual visual question answering. *Advances in neural information processing systems*, 31, 2018.
- [19] Chen Qiu, Zhiqiang Xie, Maofu Liu, and Huijun Hu. Explainable knowledge reasoning via thought chains for knowledge-based visual question answering. *Information Processing & Management*, 61(4):103726, 2024.
- [20] Sahithya Ravi, Aditya Chinchure, Leonid Sigal, Renjie Liao, and Vered Shwartz. Vlc-bert: Visual question answering with contextualized commonsense knowledge. In *2023 IEEE/CVF Winter Conference on Applications of Computer Vision (WACV)*, pages 1155–1165, 2023.
- [21] Dustin Schwenk, Apoorv Khandelwal, Christopher Clark, Kenneth Marino, and Roozbeh Mottaghi. A-okvqa: A benchmark for visual question answering using world knowledge. In *European Conference on Computer Vision*, pages 146–162. Springer, 2022.
- [22] Zhenwei Shao, Zhou Yu, Meng Wang, and Jun Yu. Prompting large language models with answer heuristics for knowledge-based visual question answering. In *Proceedings of the IEEE/CVF Conference on Computer Vision and Pattern Recognition*, pages 14974–14983, 2023.
- [23] Sheng Shen, Liunan Harold Li, Hao Tan, Mohit Bansal, Anna Rohrbach, Kai-Wei Chang, Zhewei Yao, and Kurt Keutzer. How much can clip benefit vision-and-language tasks? *arXiv e-prints*, pages arXiv–2107, 2021.
- [24] Hao Tan and Mohit Bansal. LXMERT: Learning cross-modality encoder representations from transformers. In *Proceedings of the 2019 Conference on Empirical Methods in Natural Language Processing and the 9th International Joint Conference on Natural Language Processing (EMNLP-IJCNLP)*, pages 5100–5111, Hong Kong, China, November 2019. Association for Computational Linguistics.
- [25] Hugo Touvron, Louis Martin, Kevin Stone, Peter Albert, Amjad Almahairi, Yasmine Babaei, Nikolay Bashlykov, Soumya Batra, Prajjwal Bhargava, Shruti Bhosale, et al. Llama 2: Open foundation and fine-tuned chat models. *arXiv preprint arXiv:2307.09288*, 2023.
- [26] Ashish Vaswani, Noam Shazeer, Niki Parmar, Jakob Uszkoreit, Llion Jones, Aidan N Gomez, Łukasz Kaiser, and Illia Polosukhin. Attention is all you need. In I. Guyon, U. Von Luxburg, S. Bengio, H. Wallach, R. Fergus, S. Vishwanathan, and R. Garnett, editors, *Advances in Neural Information Processing Systems*, volume 30. Curran Associates, Inc., 2017.

- [27] Jason Wei, Xuezhi Wang, Dale Schuurmans, Maarten Bosma, brian ichter, Fei Xia, Ed Chi, Quoc V Le, and Denny Zhou. Chain-of-thought prompting elicits reasoning in large language models. In S. Koyejo, S. Mohamed, A. Agarwal, D. Belgrave, K. Cho, and A. Oh, editors, *Advances in Neural Information Processing Systems*, volume 35, pages 24824–24837. Curran Associates, Inc., 2022.
- [28] Jialin Wu, Jiasen Lu, Ashish Sabharwal, and Roozbeh Mottaghi. Multi-modal answer validation for knowledge-based vqa. In *Proceedings of the AAAI conference on artificial intelligence*, volume 36, pages 2712–2721, 2022.
- [29] Zhengyuan Yang, Zhe Gan, Jianfeng Wang, Xiaowei Hu, Yumao Lu, Zicheng Liu, and Lijuan Wang. An empirical study of gpt-3 for few-shot knowledge-based vqa. In *Proceedings of the AAAI Conference on Artificial Intelligence*, volume 36, pages 3081–3089, 2022.
- [30] Zhou Yu, Yuhao Cui, Jun Yu, Meng Wang, Dacheng Tao, and Qi Tian. Deep multimodal neural architecture search. In *Proceedings of the 28th ACM International Conference on Multimedia*, pages 3743–3752, 2020.
- [31] Zhou Yu, Jun Yu, Yuhao Cui, Dacheng Tao, and Qi Tian. Deep modular co-attention networks for visual question answering. In *Proceedings of the IEEE/CVF conference on computer vision and pattern recognition*, pages 6281–6290, 2019.
- [32] Pengchuan Zhang, Xiujuan Li, Xiaowei Hu, Jianwei Yang, Lei Zhang, Lijuan Wang, Yejin Choi, and Jianfeng Gao. Vinvl: Revisiting visual representations in vision-language models. In *Proceedings of the IEEE/CVF conference on computer vision and pattern recognition*, pages 5579–5588, 2021.
- [33] Zhuosheng Zhang, Aston Zhang, Mu Li, Hai Zhao, George Karypis, and Alex Smola. Multimodal chain-of-thought reasoning in language models. *arXiv e-prints*, pages arXiv–2302, 2023.
- [34] Wayne Xin Zhao, Kun Zhou, Junyi Li, Tianyi Tang, Xiaolei Wang, Yupeng Hou, Yingqian Min, Beichen Zhang, Junjie Zhang, Zican Dong, et al. A survey of large language models. *arXiv e-prints*, pages arXiv–2303, 2023.
- [35] Mingyang Zhou, Licheng Yu, Amanpreet Singh, Mengjiao Wang, Zhou Yu, and Ning Zhang. Unsupervised vision-and-language pre-training via retrieval-based multi-granular alignment. In *Proceedings of the IEEE/CVF Conference on Computer Vision and Pattern Recognition*, pages 16485–16494, 2022.
- [36] Zihao Zhu, Jing Yu, Yujing Wang, Yajing Sun, Yue Hu, and Qi Wu. Mucko: Multi-layer cross-modal knowledge reasoning for fact-based visual question answering. In *Proceedings of the Twenty-Ninth International Joint Conference on Artificial Intelligence, IJCAI’20*, 2021.