

AgentPS: Agentic Process Supervision for Content Moderation with Multimodal LLMs

Mingchao Liu¹, Yu Sun¹, Ruixiao Sun¹, Xin Dong¹, Xiang Shen¹, and Hongyu Xiong^{*1}

¹TikTok, Inc.

{gorden.liu,yu.sun,ruixiao.sun,xindong,xiang.shen,hongyu.xiong}@tiktok.com

Abstract

The advanced processing and reasoning capabilities of multimodal large language models (MLLMs) have driven substantial progress in vision-language (VL) understanding tasks. However, while effective for tasks governed by straightforward logic, MLLMs often struggle with reasoning complex, detail-intensive logical structures. To address this limitation, we introduce *AgentPS*, a novel framework that integrates Agentic Process Supervision into MLLMs by sequentially reasoning over ancillary questions during fine-tuning. *AgentPS* achieves substantial improvements over baseline MLLMs on both public benchmarks and proprietary datasets. Notably, we show that using MLLM-generated ancillary labels in place of human annotations yields only minimal performance degradation, highlighting the method’s scalability. These results establish *AgentPS* as a scalable and effective solution for complex multimodal classification in large-scale industrial applications.

1 Introduction

The rapid advancement of large language models (LLMs) and multimodal large language models (MLLMs) (Achiam et al., 2023; Team et al., 2023; Li et al., 2024; Wang et al., 2024b) has showcased their impressive capabilities across various applications, including visual question answering and contextual comprehension. These models excel at identifying fine-grained features in visual content and text while interpreting complex interactions across modalities, which supports their generalizability for diverse vision-language (VL) tasks.

Despite their strengths, the performance of MLLMs in highly specialized or sensitive domains remains an open area for exploration. Standard end-to-end supervised fine-tuning (SFT) of MLLMs often struggle to meet the nuanced demands of

domain-specific tasks. Unlike traditional content understanding tasks where MLLMs perform well, content moderation tasks demand complex reasoning and alignment with detail-intensive governance policies. The complexity of these policies, coupled with the difficulty of accurately interpreting them, poses significant challenges even for human annotators.

For example, determining whether a social media post is unoriginal requires nuanced evaluation. Crowd-sourced annotators follow predefined criteria by answering structured questions such as, "Does the content involve copyrighted material?", "Are there user-generated edits?" A movie clip that would typically be considered unoriginal may instead be labeled as original if the content creator adds in-depth analysis or funny expressions. These tasks underscore the need for structured reasoning and fine-grained decision-making.

In this paper, we present a novel approach to enhance the content understanding capabilities of multimodal large language models (MLLMs) for domain-specific supervised fine-tuning (SFT) tasks. Our work introduces two key innovations:

AgentPS Framework. We introduce *AgentPS*, a structured process supervision method that aligns MLLM’s reasoning with human labeling agents by utilizing ancillary process labels to sequentially guide the MLLM’s decision-making. For each training sample, multiple question-answer pairs are embedded sequentially into the input, with each answer serving as an ancillary process supervision label for its corresponding step. We evaluate *AgentPS* on a public Hate Speech Detection (HSD) dataset from MM-Soc (Jin et al., 2024) as well as two proprietary tasks: Unoriginal Content Classification (UCC) and Adult Nudity and Sexual Activity (ANSA) detection. Results show significant improvements in F1 score and recall across various precision thresholds compared to the base-

^{*}Corresponding Author.

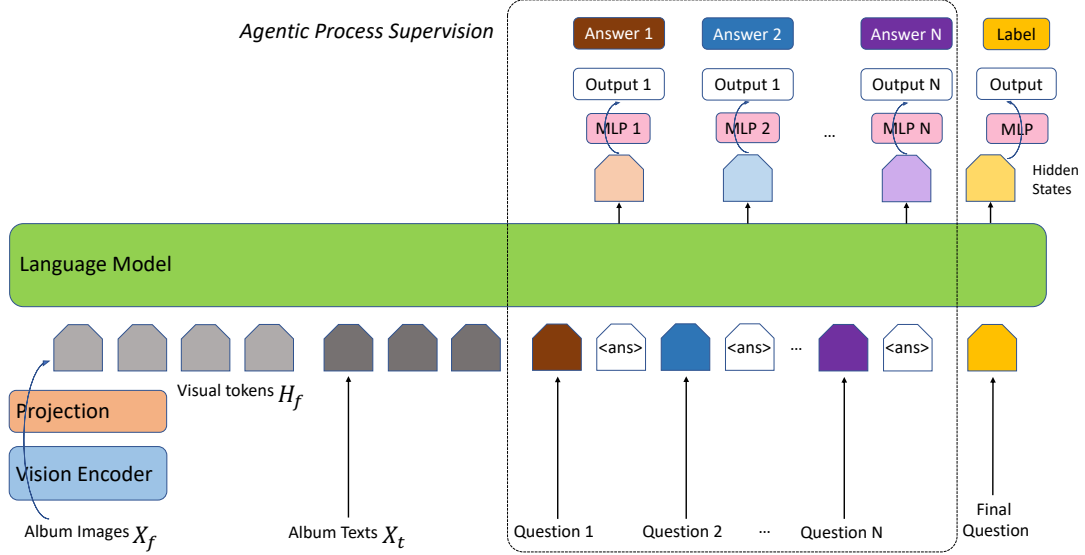


Figure 1: *AgentPS* Framework. It comprises three key components: a vision encoder for handling images, a vision-language modality alignment projector, and a language model that integrates visual and textual tokens. The framework integrates $N + 1$ questions into one input prompts during the SFT process for efficiency in training and future deployment. Each ancillary question concludes with an `<ans>` token, whose hidden state output is processed by a multi-layer perceptron (MLP) to predict the answer for the corresponding ancillary question.

line MLLM using end-to-end SFT. Ablation studies confirm that the inclusion of ancillary process labels and the structured process supervision framework are crucial to these performance gains.

Scaling Process Supervision with LLM Annotations. While process supervision improves the performance of *AgentPS*, it typically requires extra human effort beyond annotating final labels. To mitigate this cost, we propose using general-purpose MLLMs to automatically generate process supervision labels. Our analysis shows that these models perform well on clearly defined ancillary questions.

Moreover, *AgentPS* remains robust even when trained with imperfect process supervision, demonstrating the scalability of our approach for large-scale deployment.

2 Methodology

2.1 Agentic Process Supervision

As illustrated in **Figure 1**, we introduce Agentic Process Supervision (*AgentPS*), a novel framework that incorporates multiple question prompts into the input and uses their corresponding answers as process labels to provide process supervision during MLLM fine-tuning. Intuitively, this design resembles asking a series of simpler, related questions before posing a difficult one, thereby simulating the effect of multi-round dialog guidance

within a single inference pass. Despite its structured reasoning process, this method introduces negligible inference-time overhead while significantly improving the prediction accuracy on the final question.

Model Architecture. For each video frame or album image, the input X_f is first processed by a vision encoder $g(\cdot; \theta)$ to extract its visual features. These features then passed through a projector module $p(\cdot; \theta)$, typically implemented as a two-layer MLP, to map the visual features into a shared representation space for visual and textual modalities:

$$Z_f = g(X_f; \theta) \quad (1)$$

$$H_f = p(Z_f; \theta) \quad (2)$$

Here, Z_f captures the essential visual features extracted from the image or frame, while H_f transforms these visual features into a modality-aligned representation suitable for integration with textual tokens.

The language model $LM(\cdot; \theta)$ processes a token sequence of length L , consisting of visual tokens H_f and text tokens X_t (e.g., the title and accompanying text of a video or album). Typically, the language model utilizes a decoder-only transformer architecture. This architecture accepts the multi-modal token sequence as input and generates a sequence of hidden representations H , where each

representation corresponds to an input token, preserving the original sequence length.

$$H = LM([H_f, X_t]; \theta) \quad (3)$$

AgentPS and Classification Layers. During supervised fine-tuning (SFT), N rounds of ancillary question-answer (QA) pairs are introduced as additional inputs to provide process supervision. These N -round QA pairs are inserted after the standard text inputs, such as the title and description of the video or album, and precede the final question, which targets the ultimate task-specific output. Each ancillary question i concludes with an $\langle \text{ans} \rangle$ token. The hidden state corresponding to this token $H_{\langle \text{ans} \rangle}^i$ is processed by an MLP $f_{\text{cl}}^i(\cdot; \theta_{\text{cl}}^i)$. The MLP projects $H_{\langle \text{ans} \rangle}^i \in R^d$ into a predicted answer space $\hat{y}^i \in R^{|\mathcal{Y}^i|}$:

$$\hat{y}^i = f_{\text{cl}}^i(H_{\langle \text{ans} \rangle}^i; \theta_{\text{cl}}^i) \quad (4)$$

, where \mathcal{Y}^i denotes the set of possible target classes for the corresponding question i . Finally, the hidden representation of the sequence’s last token is passed through another MLP, which produces the prediction for the final answer.

During training, the model optimizes a weighted sum of losses from all N ancillary questions and the final question.

$$\text{TrainingLoss} = \sum_{i=1}^{N+1} w_i \cdot \mathcal{L}(\hat{y}^i, y^i), \quad (5)$$

The weights w_i are treated as hyperparameters, with a default setting of

$$w_i = \begin{cases} 0.1, & i = 1, \dots, N(\text{ancillary questions}) \\ 1, & i = N + 1(\text{final question}) \end{cases} \quad (6)$$

Here, $\mathcal{L}(\cdot)$ denotes the loss function (e.g., cross-entropy), and the $(N+1)$ -th prediction corresponds to the final question, while $i = 1, \dots, N$ correspond to N ancillary questions.

The core intuition behind *AgentPS* is twofold: (1) *Additional Task-Specific Information*: By incorporating process supervision labels tailored to the target domain, the model receives richer task-specific signals during SFT, improving its ability to learn domain-relevant features.

(2) *Chain-of-Thought (CoT) Reasoning in Decoder-Only Architectures*: In *AgentPS*, each ancillary question is paired with its corresponding representation at given position. Placing the final question at the end of the sequence ensures that the model can aggregate the full context—including all earlier process supervision signals—before making the final prediction. This setup aligns with the Chain-of-Thought (CoT) reasoning paradigm, encouraging the model to form step-by-step internal representations. By supervising earlier parts of the sequence, the model’s hidden states evolve to reflect useful intermediate semantics, which ultimately improves reasoning coherence and boosts final prediction accuracy. The decoder-only architecture naturally facilitates this process, as each token’s hidden state attends to all prior tokens, enabling process supervision to influence the final decision.

2.2 Process Annotation through MLLMs

We leverage general-purpose MLLMs, such as GPT-4o (Achiam et al., 2023) and LLaVa (Li et al., 2024), for zero-shot process labeling. Since each ancillary question is designed to be clear and straightforward, the likelihood of hallucination is significantly reduced compared to directly annotating final labels. A detailed analysis of this approach is provided in Section 3.2.3. This method enables *AgentPS* to seamlessly integrate into the supervised fine-tuning (SFT) of MLLMs at scale.

3 Experiments and Results

We conducted our experiments on two proprietary datasets, UCC (Unoriginal Content Classification), ANSA (Adult Nudity and Sexual Activity), and one open-source dataset, MM-Soc HSD (Hate Speech Detection benchmark for Multimodal Large Language Models in social media platforms) (Jin et al., 2024). Across all evaluated datasets, models incorporating the proposed *AgentPS* mechanism consistently outperform both baseline models and current state-of-the-art approaches, achieving top rankings on the leaderboard.

3.1 Experiment Setup

3.1.1 Datasets

UCC task involves classifying album posts as either OC (Original Content), where content is likely created by the publisher, or UC (Unoriginal Content), where content is likely copied from other sources.

The experimental dataset comprises 150K samples for training and 8K for test. Each sample includes one or more images and accompanying text such as title. Each sample is human-annotated with a binary final label (OC or UC), and four binary sub-issue labels, which naturally serves as process supervision for this task.

ANSA dataset is the largest in-house dataset, which consists of 4 million training samples and 21K test samples. Originally, this dataset was created with a single binary label indicating whether the content contains adult, nudity, or sexual activity. It comes without any associated process annotations. Consequently, all process labels discussed in the ANSA task section are generated by an MLLM. We employ the pre-trained LLaVA-7b model as the annotator for this in-house dataset.

Furthermore, we evaluate the *AgentPS* method on the open-source HSD dataset from MM-Soc (Jin et al., 2024) which focuses on hateful meme detection. The dataset contains of 8.5K training samples and 500 test samples. The three process labels used in this open source dataset are generated with GPT-4o.

Details on model training are provided in the Appendix B, while the specific prompts used for annotation can be found in the Appendix C & D.

3.1.2 Metrics

To assess model performance, we primarily evaluate recall at various precision thresholds, alongside the F1 score.

We deploy the ANSA model online to suppress ANSA-classified content and evaluate *AgentPS* via an A/B test using Sexual Suggestive View Rate (SSVR) and Inappropriate Content View Rate (ICVR)—the percentage of traffic viewing sexual or inappropriate content.

3.2 Key Results and Analyses

Table 1 shows that introducing the *AgentPS* mechanism consistently improves performance across all three datasets evaluated in our experiments. This indicates that the *AgentPS* method can be widely adopted for MLLM-based visual-language data classification tasks.

In the UCC task, *AgentPS* significantly improves offline recall over both the vanilla setting and the internal baseline SigLIP (Zhai et al., 2023) across various precision thresholds. These results highlight the effectiveness of *AgentPS* in enhancing model reasoning by aligning it with human-defined

Task	Models	F1	R@P60	R@P65
UCC	SigLIP (Zhai et al., 2023)	-	70.6	62.0
	LLaVA-OV-0.5B Vanilla	66.7	71.6	67.5
	LLaVA-OV-0.5B <i>AgentPS</i>	68.9	76.4	73.2
	LLaVA-OV-7B Vanilla	68.9	75.4	72.2
	LLaVA-OV-7B <i>AgentPS</i>	69.4	76.6	72.6
ANSA	X-VLM (Zeng et al., 2022)	45.7	38.0	32.4
	LLaVA-OV-0.5B Vanilla	54.9	49.9	44.1
	LLaVA-OV-0.5B <i>AgentPS</i>	56.4	52.8	46.2
	LLaVA-OV-7B Vanilla	56.6	52.0	46.6
	LLaVA-OV-7B <i>AgentPS</i>	57.7	53.1	48.0
HSD	LLaVA-1.5-7B	49.0	-	-
	LLaVA-1.5-13B	57.8	-	-
	LLaVA-OV-0.5B Vanilla	68.6	58.0	56.6
	LLaVA-OV-0.5B <i>AgentPS</i>	68.9	60.4	59.2
	LLaVA-OV-7B Vanilla	70.9	64.3	63.8
	LLaVA-OV-7B <i>AgentPS</i>	72.6	69.1	67.6

Table 1: Overall Performance (in %) comparison of Vanilla and *AgentPS* on all experiment datasets.

logic, leading to stronger performance regardless of model size.

The ANSA dataset is the largest in-house dataset, with a continuously updated test set to adapt to emerging trends. Despite the challenges posed by ANSA, the *AgentPS* model demonstrates substantial improvements over the X-VLM based online model, outperforming all other in-house models and achieving the highest ranking on the internal leaderboard.

On the HSD dataset from MM-Soc (Jin et al., 2024), *AgentPS* again outperforms vanilla models in both F1 and precision-recall. Case studies highlight its strong and highly interpretable sub-task predictions. See Appendix A for details.

3.2.1 Ablation on *CoT* reasoning structure

To further assess the impact of the *CoT* reasoning structure in *AgentPS*, we conducted an ablation study on the UCC task using a multitask variant. In this variant, a five-head MLP is applied to the final token’s hidden state, with each head predicting labels for the four ancillary questions and the final question. This contrasts with *AgentPS*, which uses separate MLPs on hidden states from distinct positions in the sequence. As shown in **Table 2**, while the multitask variant consistently outperforms the vanilla model, it does not match the performance of *AgentPS*.

The experiments suggest that the performance gains of *AgentPS* are attributable to two main factors:

- The incorporation of additional process supervision, quantified by the performance gap between the multitask and vanilla models (Multitask – Vanilla).

- The *CoT* reasoning structure, which effectively leverages this additional information, as evidenced by the gap between *AgentPS* and the multitask variant (*AgentPS* – Multitask).

Models	R@P60	R@P70	R@P80
LLaVA-OV-0.5B Vanilla	71.6	63.1	52.1
LLaVA-OV-0.5B Multitask	74.2	64.4	54.7
LLaVA-OV-0.5B <i>AgentPS</i>	76.4	68.0	56.8
LLaVA-OV-7B Vanilla	75.4	66.9	51.0
LLaVA-OV-7B Multitask	75.6	66.1	52.5
LLaVA-OV-7B <i>AgentPS</i>	76.6	67.2	58.0

Table 2: Performance (in %) Comparison on UCC task: MLLMs in Vanilla, Multitask, and *AgentPS* settings (LLaVA-OneVision 0.5B and 7B).

3.2.2 Consistency Across Different Dataset Sizes

To evaluate the impact of dataset size on performance, we trained models on progressively larger subsets of 854K, 1.7M, 2.5M, and 4M samples in the ANSA task. As shown in **Table 3**, *AgentPS* consistently outperforms its vanilla counterpart across all dataset sizes. Notably, when trained on the full dataset, our model achieves a precision of 63 at recall 50, setting a new state-of-the-art on the internal leaderboard. Performance gains are most pronounced when training data are limited—a trend also observed in the UCC task, shown in **Table 4**.

3.2.3 Comparing MLLM-generated with human-annotated process labels

To compare human-provided and MLLM-generated process labels, we used a general-purpose MLLM to generate labels for the UCC task, which has high-quality human annotations. We trained models on subsets of varying sizes and evaluated *AgentPS* using MLLM-generated labels against models trained on human-labeled data.

As shown in **Table 4**, *AgentPS* trained on MLLM-generated data performs comparably to its human-labeled counterpart and consistently outperforms vanilla SFT across all data scales. These results demonstrate the robustness of *AgentPS*, even with imperfect supervision.

Overall, this highlights the potential of MLLMs as a reliable and scalable process supervisors within the *AgentPS* framework, offering a cost-effective alternative to manual annotation while maintaining strong performance in real-world settings.

Analysis of MLLM-generated Process Labels. Although *AgentPS* is robust to imperfect process la-

bels, it is important to assess the quality of MLLM-generated annotations. To evaluate the reliability of zero-shot process supervision from a general-purpose MLLM, we manually reviewed 1,000 samples from the UCC task. We assessed both process labels and final-label predictions to capture performance across annotation complexity.

The analysis results are presented in **Table 5**. For the final question annotation, the zero-shot prediction achieved an overall accuracy of 57.6%. And it exhibited a missing rate of 12.23%, where no valid binary response was generated due to the vague nature of this question. This relatively low performance is expected, as general purpose MLLM lacks knowledge to this specific domain.

Benefits from the nature that those process question are much easier than the final question, the process annotations show no missing values and achieve accuracy much higher than 57.6%. These results suggest that while general-purpose MLLMs may struggle with complex final decisions, they are well-suited for generating high-quality process supervision labels. Prompt examples are provided in the Appendix.

3.2.4 Deploy *AgentPS* online for ANSA governance

We conducted A/B experiments over a 14-day period, involving 10% of the total traffic, which yielded a p-value of 0.1%. We evaluate the online metrics of inappropriate content view rate (ICVR) and sexual suggestive view rate (SSVR) Following the deployment of the upgraded model, ICVR decreased by 0.22% and SSVR decreased by 1.3%, indicating *AgentPS* model has an enhanced ability to mitigate negative user experiences.

4 Related Work

Multimodal Large Language Models (MLLMs). Recent advancements in cutting-edge Multimodal Large Language Models (MLLMs), such as GPT-4V (Achiam et al., 2023), GPT-4o (Achiam et al., 2023), Gemini (Team et al., 2023), and Claude-3.5, demonstrate remarkable versatility across a wide range of vision tasks, including single-image, multi-image, and video analysis. Although many models are tailored for specific task types, the open-source model LLaVA-OneVision (Li et al., 2024) is engineered for high performance across various tasks and exhibits strong generalization and effective feature transfer capabilities. Several other

Models	Data Size	F1	P@R50	R@P50	R@P55	R@P60	R@P65
LLaVA-OV-0.5b Vanilla	854k	48.6	46.5	46.7	41.8	37.1	29.6
LLaVA-OV-0.5b <i>AgentPS</i>		53.0	55.2	54.9	50.2	45.2	40.3
LLaVA-OV-0.5b Vanilla	1.7M	51.6	52.1	52.3	45.8	41.9	38.1
LLaVA-OV-0.5b <i>AgentPS</i>		54.6	60.1	58.4	52.2	50.0	43.2
LLaVA-OV-0.5b Vanilla	2.5M	53.2	55.4	54.8	51.0	46.5	41.0
LLaVA-OV-0.5b <i>AgentPS</i>		55.6	60.4	60.0	55.4	51.0	43.0
LLaVA-OV-0.5b Vanilla	4M	54.9	59.9	58.2	53.8	49.9	44.1
LLaVA-OV-0.5b <i>AgentPS</i>		56.4	63.0	60.5	57.4	52.8	46.2

Table 3: AgentPS with MLLM-generated process labels on ANSA dataset. Different sizes of training data are compared to demonstrate the consistency of this approach. (Performance displayed in %)

Models	Data Size	F1	R@P60	R@P65	R@P70	R@P75	R@P80
LLaVA-OV-0.5b Vanilla	12k	51.7	35.1	29.7	23.5	18.3	13.7
LLaVA-OV-0.5b <i>AgentPS</i> (w/ MLLM data)		56.1	48.6	39.5	32.0	24.8	18.1
LLaVA-OV-0.5b <i>AgentPS</i> (w/ Human data)		55.5	45.3	36.1	29.8	20.2	15.6
LLaVA-OV-0.5b Vanilla	24k	56.2	50.8	46.1	41.4	31.7	24.3
LLaVA-OV-0.5b <i>AgentPS</i> (w/ MLLM data)		59.5	58.4	52.4	46.1	38.7	31.2
LLaVA-OV-0.5b <i>AgentPS</i> (w/ Human data)		60.6	60.7	55.7	49.0	43.2	37.5
LLaVA-OV-0.5b Vanilla	54k	62.1	64.0	56.6	52.2	44.5	37.6
LLaVA-OV-0.5b <i>AgentPS</i> (w/ MLLM data)		64.7	68.6	64.1	55.4	48.1	43.6
LLaVA-OV-0.5b <i>AgentPS</i> (w/ Human data)		64.4	66.5	63.0	59.1	53.2	48.0
LLaVA-OV-0.5b Vanilla	90k	65.7	70.5	65.9	58.4	52.4	46.5
LLaVA-OV-0.5b <i>AgentPS</i> (w/ MLLM data)		66.8	72.7	67.1	62.9	57.7	49.6
LLaVA-OV-0.5b <i>AgentPS</i> (w/ Human data)		66.3	72.1	67.6	62.6	57.9	51.2

Table 4: Impact of using MLLM-generated process label to replace human annotated label on UCC dataset. Different sizes of training data are compared to demonstrate the consistency of this approach. (Performance displayed in %)

Question	Acc.
Final question (Is the content UCC)	57.60
Process question 1 (Watermark)	79.10
Process question 2 (UGC)	66.95
Process question 3 (Text originality)	74.29
Process question 4 (Make a good serie)	77.68

Table 5: Zero-Shot Accuracy (in %) of MLLM annotator on UCC task.

versatile models, such as Video-LLaMA (Zhang et al., 2023), and VILA (Lin et al., 2024), further highlight the growing potential of multi-scenario MLLMs. However, applying MLLM in classification tasks remains challenging as critical information for classification is not efficiently decoded by LLMs (Zhang et al., 2024; Mitra et al., 2024).

Chain of Thought. Chain-of-Thought (CoT) prompting, introduced by Wei et al. (2022), has emerged as a powerful method to enable process supervision in LLMs. Leveraging structured prompting, CoT decomposes complex tasks into intermediate reasoning steps, allowing models to solve problems systematically. Building upon this foundation, Yao et al. (2024) and Long (2023) introduce a Tree-of-Thought (ToT) framework, a novel approach to multi-round question answering (QA) us-

ing language models. Besta et al. (2024) proposes Graph-of-Thought (GoT) to model the reasoning process as a graph. In addition, fine-tuning with CoT (Yuan et al., 2023) demonstrates better performance compared with SFT in reasoning tasks.

Process Supervision. Uesato et al. (2022) initiates the comparison between process supervision and outcome supervision in reasoning tasks and Lightman et al. (2023) follows the study and shows that process-supervised reward models (PRM) lead to a significant improvement in mathematical reasoning. Ma et al. (2023) transforms content moderation into a reasoning task and provides weak supervision in fine-tuning LLMs. Wang et al. (2024a) applies the PRMs to verify the generation of clinical notes.

5 Conclusion

In this work, we present *AgentPS*, a novel framework for tackling challenging multimodal content moderation tasks. By integrating ancillary labels through a sequentially structured process supervision mechanism, *AgentPS* aligns model reasoning with human labeler agents’ detailed-intensive reasoning *CoT*, achieving notable performance improvements over vanilla end-to-end SFT approaches. In addition, we demonstrate the scalability of *AgentPS* by substituting human-annotated

ancillary labels with MLLM-generated ones, observing only minimal degradation in model performance. This approach significantly reduces the need for manual labeling, making it applicable to a broad spectrum of real-world tasks.

6 Limitations

In this work, the LLM backbone is used solely as an encoder rather than as a text generator. Our evaluation focuses on field-specific classification tasks, and we do not assess the text generation capabilities of the fine-tuned model. Exploring the generative abilities of the model remains an avenue for future work.

We incorporate ancillary questions into the training strategy to help the model better answer the final question. However, the design of effective ancillary questions requires domain expertise, as they must be closely tied to the core task. Poorly designed or irrelevant questions may fail to provide meaningful guidance and could even hinder performance.

To scale this method to datasets without human-annotated process labels, we leverage MLLMs for zero-shot process annotation. This requires ancillary questions to be simple and interpretable for general-purpose MLLMs. For instance, in the UCC task, ancillary questions yielded no missing values and achieved higher zero-shot accuracy than the more complex final question, making them informative and helpful.

References

- Josh Achiam, Steven Adler, Sandhini Agarwal, Lama Ahmad, Ilge Akkaya, Florencia Leoni Aleman, Diogo Almeida, Janko Altenschmidt, Sam Altman, Shyamal Anadkat, and 1 others. 2023. Gpt-4 technical report. *arXiv preprint arXiv:2303.08774*.
- Maciej Besta, Nils Blach, Ales Kubicek, Robert Gerstenberger, Michal Podstawski, Lukas Gianinazzi, Joanna Gajda, Tomasz Lehmann, Hubert Niewiadomski, Piotr Nyczyk, and 1 others. 2024. Graph of thoughts: Solving elaborate problems with large language models. In *Proceedings of the AAAI Conference on Artificial Intelligence*, volume 38, pages 17682–17690.
- Edward J Hu, Yelong Shen, Phillip Wallis, Zeyuan Allen-Zhu, Yuanzhi Li, Shean Wang, Lu Wang, and Weizhu Chen. 2021. Lora: Low-rank adaptation of large language models. *arXiv preprint arXiv:2106.09685*.
- Yiqiao Jin, Minje Choi, Gaurav Verma, Jindong Wang, and Srijan Kumar. 2024. [Mm-soc: Benchmarking multimodal large language models in social media platforms](#). *Preprint*, arXiv:2402.14154.
- Bo Li, Yuanhan Zhang, Dong Guo, Renrui Zhang, Feng Li, Hao Zhang, Kaichen Zhang, Yanwei Li, Ziwei Liu, and Chunyuan Li. 2024. Llava-onevision: Easy visual task transfer. *arXiv preprint arXiv:2408.03326*.
- Hunter Lightman, Vineet Kosaraju, Yuri Burda, Harrison Edwards, Bowen Baker, Teddy Lee, Jan Leike, John Schulman, Ilya Sutskever, and Karl Cobbe. 2023. Let’s verify step by step. In *The Twelfth International Conference on Learning Representations*.
- Ji Lin, Hongxu Yin, Wei Ping, Pavlo Molchanov, Mohammad Shoeybi, and Song Han. 2024. Vila: On pre-training for visual language models. In *Proceedings of the IEEE/CVF Conference on Computer Vision and Pattern Recognition*, pages 26689–26699.
- Jieyi Long. 2023. Large language model guided tree-of-thought. *arXiv preprint arXiv:2305.08291*.
- Huan Ma, Changqing Zhang, Huazhu Fu, Peilin Zhao, and Bingzhe Wu. 2023. Adapting large language models for content moderation: Pitfalls in data engineering and supervised fine-tuning. *arXiv preprint arXiv:2310.03400*.
- Chancharik Mitra, Brandon Huang, Tianning Chai, Zhiqiu Lin, Assaf Arbelle, Rogerio Feris, Leonid Karlinsky, Trevor Darrell, Deva Ramanan, and Roei Herzig. 2024. Sparse attention vectors: Generative multimodal model features are discriminative vision-language classifiers. *arXiv preprint arXiv:2412.00142*.
- Gemini Team, Rohan Anil, Sebastian Borgeaud, Jean-Baptiste Alayrac, Jiahui Yu, Radu Soricut, Johan Schalkwyk, Andrew M Dai, Anja Hauth, Katie Millican, and 1 others. 2023. Gemini: a family of highly capable multimodal models. *arXiv preprint arXiv:2312.11805*.
- Jonathan Uesato, Nate Kushman, Ramana Kumar, Francis Song, Noah Siegel, Lisa Wang, Antonia Creswell, Geoffrey Irving, and Irina Higgins. 2022. Solving math word problems with process-and outcome-based feedback. *arXiv preprint arXiv:2211.14275*.
- Hanyin Wang, Qiping Xu, Bolun Liu, Guleid Hussein, Hariprasad Korsapati, Mohamad El Labban, Kingsley Iheasirim, Mohamed Hassan, Gokhan Anil, Brian Bartlett, and 1 others. 2024a. Process-supervised reward models for clinical note generation: A scalable approach guided by domain expertise. *arXiv preprint arXiv:2412.12583*.
- Peng Wang, Shuai Bai, Sinan Tan, Shijie Wang, Zhihao Fan, Jinze Bai, Keqin Chen, Xuejing Liu, Jialin Wang, Wenbin Ge, and 1 others. 2024b. Qwen2-vl: Enhancing vision-language model’s perception of the world at any resolution. *arXiv preprint arXiv:2409.12191*.

Jason Wei, Xuezhi Wang, Dale Schuurmans, Maarten Bosma, Fei Xia, Ed Chi, Quoc V Le, Denny Zhou, and 1 others. 2022. Chain-of-thought prompting elicits reasoning in large language models. *Advances in neural information processing systems*, 35:24824–24837.

Shunyu Yao, Dian Yu, Jeffrey Zhao, Izhak Shafran, Tom Griffiths, Yuan Cao, and Karthik Narasimhan. 2024. Tree of thoughts: Deliberate problem solving with large language models. *Advances in Neural Information Processing Systems*, 36.

Zheng Yuan, Hongyi Yuan, Chengpeng Li, Guanting Dong, Keming Lu, Chuanqi Tan, Chang Zhou, and Jingren Zhou. 2023. Scaling relationship on learning mathematical reasoning with large language models. *arXiv preprint arXiv:2308.01825*.

Yan Zeng, Xinsong Zhang, and Hang Li. 2022. Multi-grained vision language pre-training: Aligning texts with visual concepts. In *International Conference on Machine Learning*, pages 25994–26009. PMLR.

Xiaohua Zhai, Basil Mustafa, Alexander Kolesnikov, and Lucas Beyer. 2023. Sigmoid loss for language image pre-training. In *Proceedings of the IEEE/CVF International Conference on Computer Vision*, pages 11975–11986.

Hang Zhang, Xin Li, and Lidong Bing. 2023. Video-llama: An instruction-tuned audio-visual language model for video understanding. *arXiv preprint arXiv:2306.02858*.

Yuhui Zhang, Alyssa Unell, Xiaohan Wang, Dhruva Ghosh, Yuchang Su, Ludwig Schmidt, and Serena Yeung-Levy. 2024. Why are visually-grounded language models bad at image classification? *Conference on Neural Information Processing Systems (NeurIPS)*.

A Case Study on HSD Dataset

From the case analysis in Table 6, *AgentPS* demonstrates more accurate judgment for complex cases, such as ID=1268 and 2783. This indicates that Agent PS facilitates the model’s understanding of the policy by breaking down the problem.

B Model Training Details

For MLLM, we use the LLaVA-OneVision model (Li et al., 2024) as the VL backbone, selecting its 0.5B and 7B versions for their balance between computational efficiency and strong multimodal reasoning capabilities. For SFT, we adopt LoRA (Hu et al., 2021) with default parameters ($rank = 128$, $alpha = 256$) to optimize training efficiency. We trained the model with 16 A100-SXM-80GB GPU. The typical 5-epoch fine-tuning and evaluation process on UCC dataset takes 18

hours for 7b version and 10 hours for the 0.5b version.

To process video input, same number of frames are sampled from each video. All frames representations are converted to the 3d-Array format and uniformly resized to the same size.

After the fixed sized visual tokens, we designed a fixed m-token prompt for *AgentPS*, which is appended to the end of language input, facilitating structured process supervision. The text token from data sample is clipped to (256-m) token in order to avoid token overflow.

C Prompt for UCC dataset with MLLM Process Annotation

The prompt consists of two parts:

1. Image-based Prompt: A list of image collections.
2. Text-based Prompt: A sequence of text-based questions.

C.1 Image-based Prompt

The image collection list includes 1 to 16 images, which are encoded using b64encode and then concatenated after the questions.

C.2 Text-based Prompt

1. Watermark presence. "'Watermark' is like '@username' from social media, not simple timestamp. Each image is considered as one image. Count the number of images with watermarks in the album."

2. Whether it is UGC (User-Generated Content). "UGC (User Generated Content) is considered as content is generated by regular users, such as selfies, artistic creations, life recordings, or concatenated images from online sources combined with self-created content. The opposite of UGC is PGC (Professionally Generated Content). PGC refers to content such as pictures of celebrities in entertainment/sports/politics, screenshots, posters, or coverage from TV series, movies, documentaries, and other platforms. Each image is considered as one image. Count the number of UGC images in the album."

3. Whether the image and the text title are relevant. "Original text is defined as content with emotional words (e.g., 'good,' 'happy,' 'disgusting') or symbols, subjective comments (e.g., 'I think the Doors are the best rock band'), or narrative storytelling (e.g., 'This movie tells the story





id	text	image	label	Vanilla score	Ethnicity score	Gender score	Religion score	AgentPS-final score
2783	a picture of my great great grand grandfather's tractors they don't make them like they used to		1	0.015	0.980	0.926	0.012	0.991
9467	when mom asks where all the jews went		1	0.034	0.998	0.996	0.959	0.986
1268	father and daughter bonding time is the best like and share if you agree		0	0.889	0.114	0.021	0.048	0.001
4538	bows here, bows there, bows everywhere		0	0.843	0.055	0.0168	0.006	0.009

Table 6: Comparison of Vanilla and AgentPS Scores on HSD Cases in MM-Soc Validation Set. AgentPS achieves more accurate predictions for complex problems by decomposing the issue.

of...'). Simple expressions without detail, like song lyrics or standalone sentences, are considered non-original. Determine if the given text is original."

4. Whether the image and the overall theme of the image collection are relevant. "Each image is considered as one image. Count the number of images whose content is related to the overall theme of the album."

D Prompt for MM-Soc Hate-speech Detection dataset with MLLM Process Annotation

The prompt consists of two parts:

1. Image-based Prompt: One Meme Image.
2. Text-based Prompt: A sequence of text-based questions.

D.1 Image-based Prompt

The image collection list includes 1 Meme Image, which are encoded using b64encode and then concatenated after the questions.

D.2 Text-based Prompt

The three questions are input as a single session, and the questions are as follows such as:

1. Ethnicity or Country. "Does the image and the given text contain satirical, discriminatory, harmful, cursing, racial, or other hateful content toward certain ethnicity or country?"

2. Gender or a Certain Group of People. "Does the image and the given text contain satirical, discriminatory, harmful, cursing, racial, or other hateful content toward certain gender or a certain group of people?"

3. Religion. "Does the image and the given text contain satirical, discriminatory, harmful, cursing, racial, or other hateful content toward certain religion? ""