

FRIDAY: Mitigating Unintentional Facial Identity in Deepfake Detectors Guided by Facial Recognizers

Younghun Kim¹, Myung-Joon Kwon², Wonjun Lee², and Changick Kim^{1,2}

¹Graduate School of Green Growth and Sustainability, KAIST, Daejeon, South Korea

²School of Electrical Engineering, KAIST, Daejeon, South Korea

Email: {younghun1664, kwon19, dpenguin, changick}@kaist.ac.kr

Abstract—Previous Deepfake detection methods perform well within their training domains, but their effectiveness diminishes significantly with new synthesis techniques. Recent studies have revealed that detection models make decision boundaries based on facial identity instead of synthetic artifacts, leading to poor cross-domain performance. To address this issue, we propose FRIDAY, a novel training method that attenuates facial identity utilizing a face recognizer. To be specific, we first train a face recognizer using the same backbone as the Deepfake detector. We then freeze the recognizer and use it during the detector’s training to mitigate facial identity information. This is achieved by feeding input images into both the recognizer and the detector, then minimizing the similarity of their feature embeddings using our Facial Identity Attenuating loss. This process encourages the detector to produce embeddings distinct from the recognizer, effectively attenuating facial identity. Comprehensive experiments demonstrate that our approach significantly improves detection performance on both in-domain and cross-domain datasets.

Index Terms—Deepfake Detection, Unintentional Facial Identity, Face Recognition, Image Forensics

I. INTRODUCTION

In recent years, the advent of deep learning techniques has given rise to sophisticated face forgery methods [1], [2], [3], [4] for creating highly realistic synthetic videos, commonly known as Deepfakes. These technologies can be used to spread misinformation, manipulate public opinion, commit fraud, and defame individuals [5].

While previous studies [6], [7] exhibit strong performance on the in-domain datasets, their performance significantly diminishes when applied to cross-domain datasets. To address this generalization problem, several approaches have been proposed: focusing on intra-frame inconsistency [8], [9], mimicking common defects in Deepfakes [10], [11], [12], and leveraging the facial identity information [13], [14].

When a model makes predictions on cross-domain datasets, the effective features are significantly reduced due to variations in training data, image quality, and manipulation techniques. For this reason, ensuring that the model focuses on features related to artifacts during the training process is important. However, recent studies have found that the model unintentionally learns facial identities during the training [13]. This occurs because it is easier for the model to minimize loss by creating decision boundaries based on facial identities rather than Deepfake artifacts. While the reduction in effective features is not problematic within an in-domain dataset due to the presence of other useful features, it becomes a significant issue

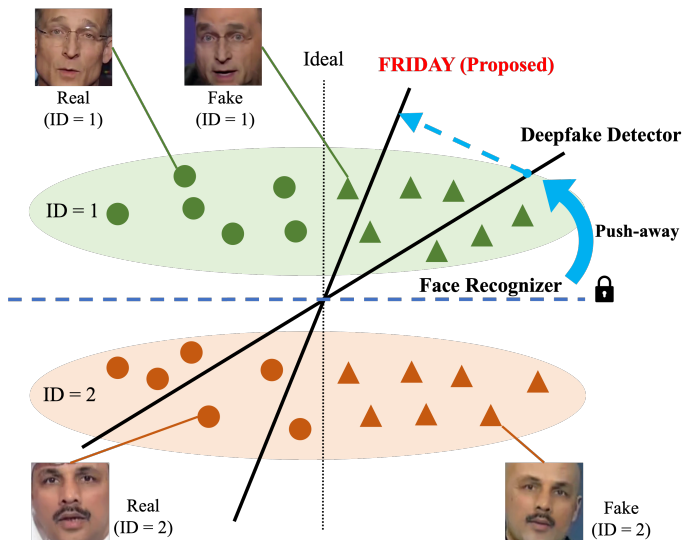
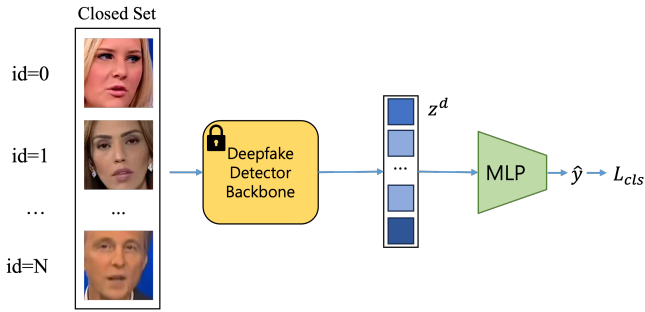


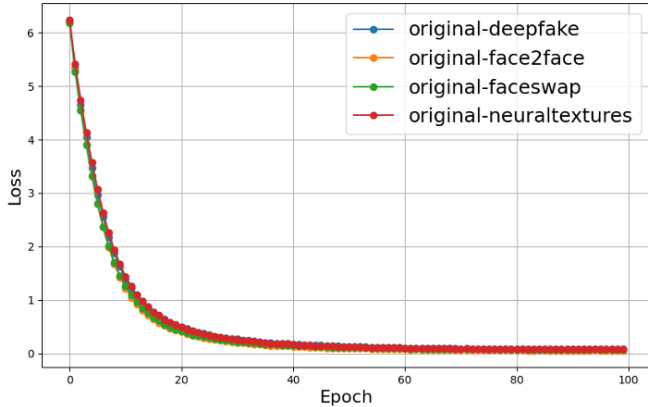
Fig. 1: *Overview of FRIDAY.* During the Deepfake detector training, unintended facial identity learning occurs, causing biased predictions. We address this by pushing the Deepfake detector’s decision boundary away from the face recognizer’s, leveraging its identity extraction capability.

in cross-domain datasets where the already limited effective features are further diminished, leading to a performance drop. Therefore, ensuring that the model does not learn facial identities during the training process is crucial.

In this paper, we propose a novel training method called FRIDAY (**F**ace **R**ecognizer **ID**-Attenuating **M**ethodology), as shown in Fig.1, to solve the unintentional facial identity learning problem in the Deepfake detector. This approach involves training the face recognizer and then leveraging it during the training of the Deepfake detector to attenuate the identity information. Intuitively, the face recognizer focuses on facial identity, making it an ideal tool to address the unintended learning of identity representations by the detector. By minimizing our Facial Identity Attenuating loss between the feature embeddings from the face recognizer and those from the Deepfake detection model, we effectively reduce the facial identity features in the detector. This method forces the Deepfake detector to minimize its reliance on facial identity features. Our primary contributions are as follows:



(a) Unintentional identity learning check method.



(b) Epoch Loss.

Fig. 2: Demonstrating how much FRIDAY reduces face identity information.

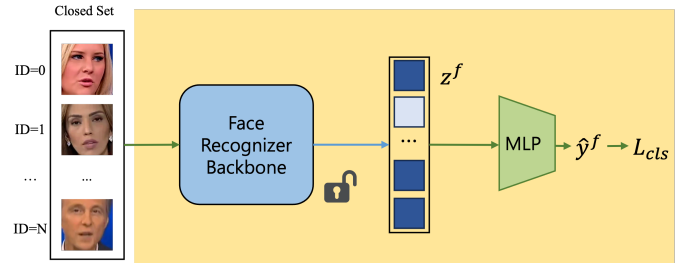
- We propose a novel training method called FRIDAY, which can be applied to many Deepfake detectors to improve their generalization performances.
- For the first time, we use a face recognizer in the training process of Deepfake detectors to attenuate unintentional facial identity embedding.
- We demonstrate the superior performance of our method through comparisons with existing state-of-the-art models in both in-domain and cross-domain scenarios.

II. FACE RECOGNIZER ID-ATTENUATING METHODOLOGY

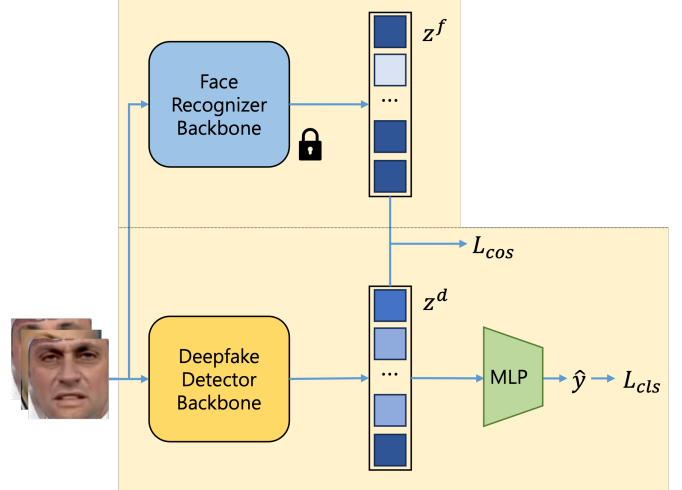
A. Motivation

After training the Deepfake detector, we freeze it and replace the classifier with a trainable face identification classifier. We then continue face classification training, as shown in Fig. 2a. Interestingly, as shown in Fig. 2b, the model easily converges in all datasets. This convergence indicates that the model inherently contains a substantial amount of face identity features. This phenomenon, where facial identity is implicitly present, adversely affects the model’s generalization performance [13].

Face recognizers utilize a significant amount of facial identity information to distinguish faces. Consequently, we aim to reduce facial identity information in the Deepfake detector by leveraging a face recognizer. This concept results in the FRIDAY learning method, whose overall process is depicted



(a) Phase 1: This describes the training process for the face recognizer used in Deepfake detector training. The face recognizer is trained using a closed-set and identification learning approach.



(b) Phase 2: The pre-trained face recognizer from phase 1 is frozen and used to train the Deepfake detector. During this process, the embeddings are pushed apart, allowing the Deepfake detector to learn to identify Deepfakes while reducing the influence of facial identity.

Fig. 3: FRIDAY Training Process.

in Fig. 3a and Fig. 3b. The learning process of this method is divided into two phases. In the first phase, we train the face recognizer. In the second phase, we train the Deepfake detector, reducing facial identity information using the face recognizer trained in the first phase. We achieve this reduction by incorporating Facial Identity Attenuating loss between the embeddings of the Deepfake detector and the face recognizer. Although both models share the same structure, they do not share parameters of backbones and classifiers.

B. Phase 1: Face Recognizer Training

We focus on face identification tasks for training the face recognizer within a closed-set framework. In addition, we only use real datasets to prevent confusion during recognizer training. This is because when Deepfake manipulation is applied, it becomes ambiguous whether to consider the person as the same individual as the original real person, which can lead to training difficulties.

The learning process is shown in Fig. 3a. First, a classifier to distinguish N individuals is added (in this study, $N = 720$

TABLE I: Performance Comparison Across Different Test Datasets (%)

Model	Test Datasets									
	In-domain		Cross-domain							
	FF++		Celeb-DF V1		Celeb-DF V2		DFD		Average	
	ACC	AUC	ACC	AUC	ACC	AUC	ACC	AUC	ACC	AUC
CapsuleNet [7]	89.55	96.92	63.00	69.78	70.66	74.41	67.71	71.67	67.12	71.95
Xception [5]	<u>94.47</u>	<u>98.49</u>	64.00	68.21	71.24	72.82	78.20	76.38	71.15	72.47
CViT [15]	93.84	98.26	74.00	<u>82.98</u>	74.90	79.60	77.41	78.93	75.44	80.50
UIA-ViT [9]	93.57	98.46	74.00	82.32	<u>75.28</u>	<u>80.22</u>	<u>87.41</u>	86.14	<u>78.90</u>	<u>82.89</u>
FRIDAY ($\lambda = 10$) (Ours)	95.18	99.18	74.00	85.27	76.25	83.88	90.12	<u>83.95</u>	80.12	84.37

based on the FF++ dataset). The loss function is cross entropy loss. The overall learning process can be expressed as:

$$z_f = f(x) \quad (1)$$

$$\hat{y}_f = MLP_f(z_f) \quad (2)$$

$$L_{cls} = - \sum_{c=1}^N y_c \log(\hat{y}_c), \quad (3)$$

where $x \in \mathbb{R}^{B \times C \times H \times W}$ is the input original images, f is the face recognizer backbone, $\hat{y}_f \in \mathbb{R}^{B \times N}$ is the final prediction after the classifier, MLP_f , and $y \in \mathbb{R}^{B \times N}$ is the original label used to calculate the cross entropy loss.

C. Phase 2: Deepfake Detector Training

The second phase of FRIDAY learning method is shown in Fig. 3b. First, the face recognizer, f , which was pre-trained in phase 1, is frozen. An input image is fed into both the frozen face recognizer and the Deepfake detector, d , to extract the respective embeddings, z^f, z^d :

$$z_f = f(x) \quad (4)$$

$$z_d = d(x). \quad (5)$$

Next, Facial Identity Attenuating loss is applied between the embeddings. By taking the absolute value of the cosine similarity, the embeddings are encouraged to become orthogonal to each other during training:

$$L_{fia} = \left| \frac{z^f \cdot z^d}{\|z^f\|_2 \|z^d\|_2} \right|. \quad (6)$$

Finally, the embedding from the Deepfake detector is passed through a classifier, MLP_d , to produce the final prediction, referred to as \hat{y}_d . This prediction is then used to calculate the binary cross entropy loss based on the label y (real or fake):

$$\hat{y}_d = MLP_d(z_d) \quad (7)$$

$$L_{cls} = -[y \log(\hat{y}_d) + (1 - y) \log(1 - \hat{y}_d)] \quad (8)$$

The overall loss for training the Deepfake detector is defined as:

$$L_{total} = L_{cls} + \lambda \cdot L_{fia} \quad (9)$$

where the parameter λ is a weighting factor that balances the importance of the two loss components, adjusting the

influence of the Facial Identity Attenuating loss relative to the classification loss.

III. EXPERIMENTS

A. Experimental Settings

1) *Datasets*: We conducted our experiments using four widely used datasets: FaceForensics++ [5], Celeb-DF v1 & v2 [16], and DeepfakeDetection [17]. First, FaceForensics++ (FF++) comprises 1,000 original images and four different generation techniques: Deepfakes, Face2Face, FaceSwap, and NeuralTextures. Second, Celeb-DF v1 & v2 include three types of datasets: celebrity-based celeb-real, celeb-synthesis, and general youtube-real. Third, the DeepfakeDetection (DFD) dataset, created by Google, contains 3,068 Deepfake videos and 363 original videos. We trained all models using FaceForensics++ and performed cross-domain experiments with the Celeb-DF and DeepfakeDetection datasets.

2) *Evaluation Metrics*: The evaluation metrics for the model include ACC (accuracy) and AUC (Area Under Curve). ACC is the proportion of the test set that the model correctly predicted, indicating the percentage of videos correctly identified as fake. AUC measures the performance of a classification model by evaluating the trade-off between true positive rates and false positive rates across different thresholds.

3) *Evaluation Rules*: We chose video-level evaluation, using 60 frames per video. However, some videos did not reach 60 frames due to *dlib*'s inability to recognize faces in certain frames. In these instances, the evaluation was conducted by averaging the available frames.

B. Implementation Details

1) *Data Preprocessing*: We employed *dlib* [18] to extract faces from video frames, following a common practice [9], [12]. When multiple faces appeared in a single frame, we extracted only the largest face to ensure consistency and focus on the primary subject. For training, we used 20 frames per video, while for evaluation, we used 60 frames per video.

2) *Other Details*: For FRIDAY backbone, we used EfficientNet-B3. We utilized the Adam optimizer, starting with a learning rate of 0.00003. This was gradually reduced to 0 using a cosine learning rate scheduler over 40 epochs. Our batch size was 256. For data augmentation, we applied random flips, random crops, and random rotations to real frames. For

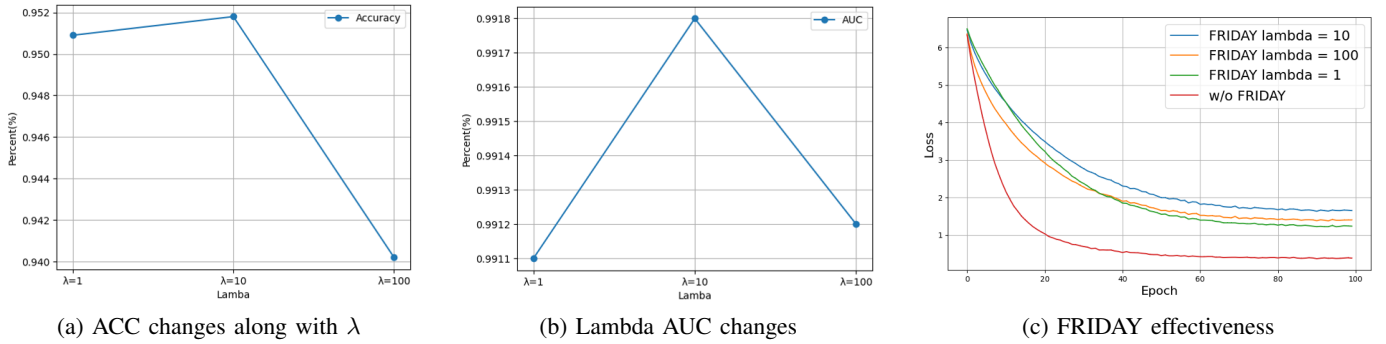


Fig. 4: *Effect of λ* . These figures illustrate the effect of varying λ on FRIDAY. (a) and (b) depict the accuracy and AUC, both of which are highest at $\lambda = 10$. (c) shows the amount of face identity using the unintentional face identity check method referenced in Fig. s2a. According to the result, $\lambda = 10$ exhibits the lowest inclusion of face identity.

fake frames, we used the same augmentations and added an additional Gaussian blur. Furthermore, we set λ to 10.

C. Results

To ensure a fair comparison, we only selected models with publicly available code. As shown in Table I, our FRIDAY outperformed the current state-of-the-art (SOTA) methods. FRIDAY outperformed the second best-performing model, Xception, on in-domain datasets by 0.71%p in ACC and 0.69%p in AUC. Additionally, our method outperformed the best cross-domain baseline, UIA-ViT, in all cross datasets except for DFD AUC. On average, our approach achieves a 1.22%p higher ACC and a 1.48%p increase in AUC. These results demonstrate the robustness of our proposed technique in both in-domain and cross-domain scenarios.

D. Effect of λ

To determine the optimal lambda for Facial Identity Attenuating loss, we conducted various comparative analyses. First, we observed the performance changes in the in-domain scenario as λ varied. As shown in Fig. 4a and Fig. 4b, the best AUC and ACC were achieved when λ was set to 10. Additionally, as depicted in Fig. 2a, we examined the changes in the facial identity content of the Deepfake detector across different lambda values. We found that when λ was 10, there was the least convergence, indicating a significant reduction in facial identity content. Consequently, since the reduction in facial identity content led to improved performance, we concluded that $\lambda = 10$ is the optimal value.

IV. CONCLUSION

We proposed a novel training technique called FRIDAY, which utilizes a face recognizer to attenuate unintentional face identity during the Deepfake detector training process. Our Facial Identity Attenuating loss forces the face recognizer embeddings and the Deepfake detector embeddings to be orthogonal. Models trained using our approach outperformed existing state-of-the-art methods in both in-domain and cross-domain settings. Additionally, we conducted analysis of λ to thoroughly analyze and validate the effectiveness of our

technique. We hope our study inspires the use of AI to create a safer and more secure world for everyone.

REFERENCES

- [1] FaceSwapDevs, “Deepfakes,” <https://github.com/deepfakes/faceswap>, 2019, accessed: 2024-07-02.
- [2] J. Thies, M. Zollhofer, M. Stamminger, C. Theobalt, and M. Nießner, “Face2face: Real-time face capture and reenactment of rgb videos,” in *Proceedings of the IEEE conference on computer vision and pattern recognition*, 2016, pp. 2387–2395.
- [3] M. Kowalski, “Faceswap,” <https://github.com/MarekKowalski/Faceswap>, 2018, accessed: 2024-07-02.
- [4] L. Li, J. Bao, H. Yang, D. Chen, and F. Wen, “Faceshifter: Towards high fidelity and occlusion aware face swapping,” *arXiv preprint arXiv:1912.13457*, 2019.
- [5] A. Rossler, D. Cozzolino, L. Verdoliva, C. Riess, J. Thies, and M. Nießner, “Faceforensics++: Learning to detect manipulated facial images,” in *Proceedings of the IEEE/CVF international conference on computer vision*, 2019, pp. 1–11.
- [6] D. Afchar, V. Nozick, J. Yamagishi, and I. Echizen, “Mesonet: a compact facial video forgery detection network,” in *2018 IEEE international workshop on information forensics and security (WIFS)*. IEEE, 2018, pp. 1–7.
- [7] H. H. Nguyen, J. Yamagishi, and I. Echizen, “Use of a capsule network to detect fake images and videos,” *arXiv preprint arXiv:1910.12467*, 2019.
- [8] T. Wang and K. P. Chow, “Noise based deepfake detection via multi-head relative-interaction,” in *Proceedings of the AAAI Conference on Artificial Intelligence*, vol. 37, no. 12, 2023, pp. 14 548–14 556.
- [9] W. Zhuang, Q. Chu, Z. Tan, Q. Liu, H. Yuan, C. Miao, Z. Luo, and N. Yu, “Uia-vit: Unsupervised inconsistency-aware method based on vision transformer for face forgery detection,” in *European conference on computer vision*. Springer, 2022, pp. 391–407.
- [10] L. Li, J. Bao, T. Zhang, H. Yang, D. Chen, F. Wen, and B. Guo, “Face x-ray for more general face forgery detection,” in *Proceedings of the IEEE/CVF conference on computer vision and pattern recognition*, 2020, pp. 5001–5010.
- [11] Y. Li and S. Lyu, “Exposing deepfake videos by detecting face warping artifacts,” *arXiv preprint arXiv:1811.00656*, 2018.
- [12] K. Shiohara and T. Yamasaki, “Detecting deepfakes with self-blended images,” in *Proceedings of the IEEE/CVF Conference on Computer Vision and Pattern Recognition*, 2022, pp. 18 720–18 729.
- [13] S. Dong, J. Wang, R. Ji, J. Liang, H. Fan, and Z. Ge, “Implicit identity leakage: The stumbling block to improving deepfake detection generalization,” in *Proceedings of the IEEE/CVF Conference on Computer Vision and Pattern Recognition*, 2023, pp. 3994–4004.
- [14] X. Dong, J. Bao, D. Chen, T. Zhang, W. Zhang, N. Yu, D. Chen, F. Wen, and B. Guo, “Protecting celebrities from deepfake with identity consistency transformer,” in *Proceedings of the IEEE/CVF Conference on Computer Vision and Pattern Recognition*, 2022, pp. 9468–9478.
- [15] D. Wodajo and S. Atnafu, “Deepfake video detection using convolutional vision transformer,” *arXiv preprint arXiv:2102.11126*, 2021.

- [16] Y. Li, X. Yang, P. Sun, H. Qi, and S. Lyu, "Celeb-df: A large-scale challenging dataset for deepfake forensics," in *Proceedings of the IEEE/CVF conference on computer vision and pattern recognition*, 2020, pp. 3207–3216.
- [17] D. Nicholas, G. Andrew, K. Per, V. V. Alexey, L. Thomas, C. Jeremiah, and B. Christoph, "Deepfakes detection dataset by google & jigsaw," 2019, available at: <https://ai.googleblog.com/2019/09/contributing-data-to-deepfake-detection.html>.
- [18] D. E. King, "Dlib-ml: A machine learning toolkit," *The Journal of Machine Learning Research*, vol. 10, pp. 1755–1758, 2009.