

# Enhancing Descriptive Captions with Visual Attributes for Multimodal Perception

Yanpeng Sun<sup>1,2,5</sup>, Jing Hao<sup>3</sup>, Ke Zhu<sup>4</sup>, Jiang-Jiang Liu<sup>2</sup>, Yuxiang Zhao<sup>2</sup>  
Xiaofan Li<sup>2</sup>, Na Zhao<sup>5</sup>, Zechao Li<sup>1†</sup>, Jingdong Wang<sup>2\*</sup>

<sup>1</sup>NJUST, <sup>2</sup>Baidu VIS, <sup>3</sup>HKU, <sup>4</sup>NJU, <sup>5</sup>SUTD

{yanpeng\_sun, zechao.li}@njust.edu.cn

## Abstract

*Training Large Multimodality Models (LMMs) relies on descriptive image caption that connects image and language. Existing methods for generating such captions often rely on distilling the captions from pretrained LMMs, constructing them from publicly available internet images, or even generating them through human annotation. However, these strategies can fall short in terms of precision and granularity, particularly when dealing with complex visual reasoning tasks. In this paper, we propose to leverage off-the-shelf visual specialists, which were trained from annotated images initially not for image captioning, for enhancing the image caption. Our approach, named EDC, explores object low-level and fine-grained attributes (e.g., depth, emotion and fine-grained categories) and object relations (e.g., relative location and human-object-interaction (HOI)), and combine the attributes into the descriptive caption. By systematically integrating these rich attributes into the generated captions, EDC significantly improves the descriptive quality of the captions, providing a deeper and more nuanced understanding of the visual content. Experiments demonstrate that such visual specialists are able to improve the performance for visual understanding tasks as well as reasoning that benefits from more accurate visual understanding.*

## 1. Introduction

Recent advancements in Large multimodal models (LMMs) [64, 77] have significantly enhanced the understanding and reasoning abilities for multimodal tasks. Vision-language connection is crucial for high abilities, and descriptive image captions serve as one of key components for image perception [19, 68]. The image caption is expected to describe the image as detailed and

complete as possible. There are two main categories for image captions. One is to generate image captions from human annotation [14, 72], such as COCO [33] and LAION [50]. However, the high cost of human annotation limits scalability. The other one is LMMs [1] annotation, such as ShareGPT4V [7] and Densfusion [29]. While captions generated by LMMs offer better scalability, their comprehensiveness and accuracy often fall short.

There is still much improvement space for the captions from SoTA LMMs, such as InternVL2 [10] and from current human annotation datasets, which we illustrate through concrete examples in Figure 1. First, human-annotated captions tend to be incomplete, often describing only the most salient objects while omitting finer-grained details and contextual relationships. For example, in Figure 1(a), the widely used COCO dataset provides human annotations that capture only a part of the scene. These captions typically focus on high-level descriptions (e.g., “a shirtless man with a green tattoo is skateboarding”) while ignoring crucial elements such as the number of objects, their fine-grained attributes, or spatial relationships. This oversimplification limits the utility of such captions, particularly in enhancing the vision-language alignment of LMMs, as it restricts their ability to develop a comprehensive understanding of image content.

On the other hand, captions generated by SoTA LMMs [1, 10], while an improvement over human annotations, still exhibit notable deficiencies. As shown in Figure 1 (b), we selected 8 objects and 5 key attributes from the image to analyze and compare the captions generated by different methods. The key attributes include fine-grained attributes, spatial relation, and HOI. It is clear that captions generated by LMMs are more detailed than those annotated by humans. They not only describe more objects but also more attributes. However, captions from LMMs still much improvement space, as they tend to overlook important objects and attributes. For example, in Figure 1(a), Object 6 is completely ignored by all LMMs. Furthermore, crucial

\*Corresponding author.



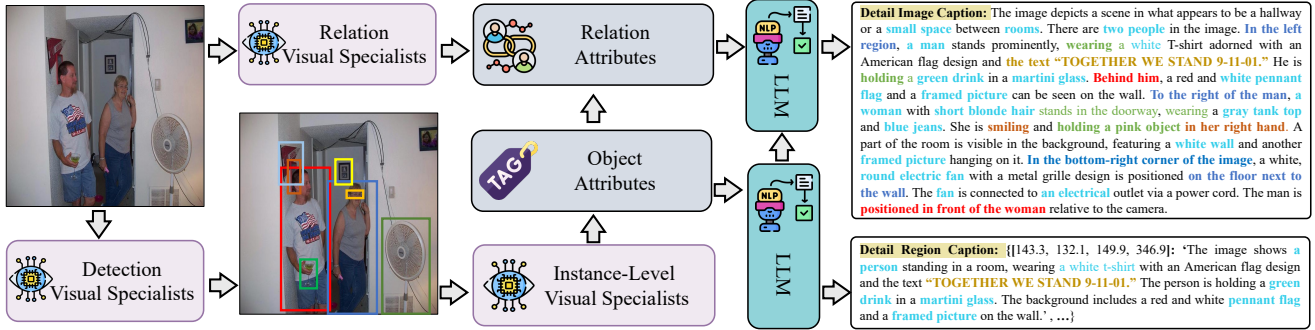


Figure 3. The EDC pipeline first utilizes various visual specialists to extract both Object and Relation attributes. Then, it uses an LLM to integrate the object attributes into detailed region captions, followed by combining the region captions with relational attributes to generate a comprehensive image caption.

Flamingo [2] inserts new gated cross-attention layers between existing pretrained and frozen LM layers, that bridges powerful pretrained vision-only and language-only models. BLIP-2 [28] employs a lightweight querying transformer that facilitates interaction between vision and language representations with minimal additional computational overhead. Similarly, Qwen-VL [4] adopts an approach akin to the querying transformer, while LLaVA [36] utilizes a simple projection module to map visual embeddings to the language model’s input space. The Llama3 Herd of Models [15] extends this paradigm by incorporating an adapter mechanism akin to those in LLaVA [36] and BLIP-2 [28], further optimizing the connection between visual and language components. In contrast, Some works [74] adopts a token-based fusion strategy, directly concatenating multimodal tokens—including both image and text tokens—before processing them within a unified transformer architecture. Emu [58], on the other hand, employs a causal transformer to transform image encodings into discrete token representations, improving their compatibility with autoregressive language models.

Beyond bridging mechanisms, another research has focused on improving the efficiency and effectiveness of visual encoding architectures. One promising approach involves partitioning images into large blocks, allowing for the extraction of fine-grained features while maintaining computational efficiency. Notable works leveraging this strategy include Monkey [31], Qwen2-VL [63], and LLaVA-NeXT [27], all of which aim to enhance the granularity of visual representations while optimizing model efficiency.

In addition to architectural innovations, significant efforts have been made to improve LMMs through large-scale high-quality pretraining and fine-tuning data. High-quality and diverse datasets play a crucial role in shaping the capabilities of these models, as evidenced by works such as Qwen-VL [4], Kosmos [45], Otter [25], Shikra [6], MiniGPT [75], and CogVLM [64]. Despite the impressive progress enabled by these models, relatively few studies have systematically explored the large-scale collection

and curation of high-quality image-text datasets—an essential factor in further advancing LMM capabilities. The development of improved data collection pipelines, including strategies for filtering, augmentation, and quality assessment, remains a critical open research direction for the field.

## 2.2. Descriptive captions

High-quality descriptive captions play a crucial role in improving the performance of LMMs by providing detailed and context-rich textual descriptions of visual content [7, 22]. Several large-scale datasets have been developed to facilitate research in image captioning and vision-language modeling [17, 56, 61]. One of the most widely used datasets, Conceptual Captions 3M (CC3M) [53], is constructed by harvesting image-alt text pairs from web data. To ensure caption quality, an automatic pipeline is employed to extract, filter, and transform candidate image-caption pairs, improving both linguistic and semantic relevance. Building upon CC3M, Conceptual Captions 12M (CC12M) [5] extends this methodology with a focus on enhancing long-tail visual recognition. CC12M significantly expands the dataset’s diversity by incorporating a broader range of objects, scenes, and rare visual concepts, thereby improving the representation of real-world imagery. In addition to automatically curated datasets, manually annotated caption datasets have been developed to ensure greater accuracy and contextual relevance. SBU Captions[44] is a large-scale dataset sourced from Flickr [47], where user-written descriptions provide natural language captions for images. These captions capture a diverse range of visual content, including both common and highly specific scenes. Similarly, COCO-Captions[9] extends the well-known COCO dataset by incorporating human-annotated image descriptions collected through Amazon Mechanical Turk (AMT). While manually curated captions tend to be more accurate and aligned with human perception, they often lack finer-grained details and contextual depth, limiting their usefulness for training models that require richer semantic understanding.

Toward this end, recent methods have leveraged LMMs

Table 1. Summary of attributes our approach extracts through visual specialists. It includes the specific attribute names, the models used, and the extraction process for each.

Attributes	Visual Specialists	Detailed Process
<i>Instance-Level</i>		
Size	Detection model	Using <b>the area of the bounding box</b> to measure the size of the instance.
Depth	Depth & Detection model	<b>Average the depth map values within the bounding box region</b> to obtain the depth information.
Emotion	Emotion model	If the detected region is labeled as "person", an emotion model is used <b>to extract an emotion label</b> .
OCR	OCR Model	Using an OCR model to <b>extract the text content and bounding box</b> from the region.
Animal	Fine Grained model	A fine-grained recognition model to identify <b>specific species of the animal</b> .
Plants		A fine-grained recognition model to identify <b>specific species of the plants</b> .
Aircrafts		A fine-grained recognition model to identify <b>specific model of the aircraft</b> .
Logo		A fine-grained recognition model to <b>identify logos</b> in the region.
Landmark		A fine-grained recognition model to <b>identify landmarks</b> within the region.
Food		A fine-grained recognition model to identify <b>specific species of the food</b> .
Celebrity		Using a fine-grained recognition model to <b>identify celebrity</b> within the region.
<i>Relation</i>		
P2O relation	HOI Model	Using an HOI model to <b>determine the relationship between the person and the object</b> , while the bounding boxes of both the person and the object define their respective regions.
Count	Detection model	<b>Counting the number of all objects</b> in the image based on the detection results.
2D Absolute Location	Detection model	Using the bounding box to <b>determine the instance's position within the image</b> , including regions such as <b>left, right, top, bottom, center, top-left, bottom-left, top-right, and bottom-right</b> .
2D Relative Location	Detection model	Using the bounding box to <b>determine the relative position among multiple objects within the image</b> , including regions such as <b>left, right, near, next to, close by</b> , and so on.
3D Relative Location	Detection & Depth model	Using the depth attributes of different instances to <b>capture the 3D spatial relationships of objects relative to the camera</b> , such as "Instance_A is <b>in front of</b> Instance_B" or "Instance_A is <b>behind of</b> Instance_B" relative to the camera.

to generate more detailed image captions automatically. ShareGPT4V[7] and DenseFusion[29] represent notable examples of this approach, utilizing large-scale vision-language models to generate captions with enhanced descriptive richness. These methods rely on advanced language models such as GPT-4V[7] to enrich captions with finer details that may be overlooked by human annotators. However, LMM-based caption generation still faces notable challenges, particularly regarding the accuracy and reliability of the generated descriptions. Issues such as oversimplification, hallucination, and misinterpretation of image content remain prevalent, potentially reducing caption quality and trustworthiness[24, 46]. In this paper, we propose EDC pipeline, which integrates a diverse set of visual expert models specialized in different aspects of image understanding, including object recognition, scene parsing, and fine-grained attribute detection. By leveraging multiple visual experts, our method enhances the accuracy and contextual relevance of generated captions, reducing hallucinations common in LMM-based captioning. This approach achieves a better balance between detail richness and factual correctness, advancing the state-of-the-art in descriptive caption generation.

### 3. Approach

As shown in Figure 3, EDC leverage existing visual specialists to extract visual properties for improving descriptive captions. We explore two kinds of properties: object-level attributes and object-relations. Our approach consists of: object localization using a SoTA open-world object detection specialist, object property extraction using various

specialists, and object relation extraction between objects.

#### 3.1. Object Attributes

**Object localization.** We combine in-domain detection models [8, 41] and open-world detection models [20] for robust detection, merging bounding boxes from both models with confidence scores above 0.5. The object detection model outputs the location and semantic information of objects that existed in the image. After detecting these regions, we apply Non-Maximum Suppression (NMS) to eliminate redundant or overlapping boxes. The IoU threshold for NMS is 0.75.

**Attribute extraction by visual specialists.** Table 1 presents all the instance-level attributes involved in EDC, along with their extraction processes. The attributes currently include three main parts. (1) Fine-grained object category attributes. This is rarely explored in current multi-modal models [7]. In EDC, we incorporate fine-grained details by introducing various specialized models, covering categories such as *animals, plants, food, logo, aircraft, landmarks, and celebrities*. The animal and plant attributes contain the fine-grained category of 891k and 427k species of animals and plants, respectively. Each species within this category possesses unique characteristics and behaviors, making it a rich and varied classification. The food attributes include a variety of food types commonly found in daily life, while logos are graphic symbols that serve as visual identifiers for conveying messages. Landmarks are the famous tourist attractions that hold cultural, historical, or geographical significance. Aircraft refers to the machines designed for flight, including airplanes, helicopters, drones, and other aerial vehicles. Celebrities are individuals widely

Table 2. Human evaluation of attribute richness, conducted on 100 validation samples with 10 volunteers.

Attributes	InternVL2	LLaVA-NeXT	EDC
<b>Spatial Relation</b>	0.57	0.62	<b>0.75</b>
<b>HOI</b>	0.92	0.86	<b>0.92</b>
<b>Fine-Grained</b>	0.16	0.08	<b>0.24</b>
<b>OCR</b>	0.26	0.33	<b>0.48</b>
<b>Emotion</b>	0.23	0.14	<b>0.47</b>
<b>Location</b>	0.36	0.59	<b>0.81</b>

recognized in public life, entertainment, sports, or other fields. All this specific and fine-grained information could be regarded as the external world knowledge, aligning the textual content in the image with basic human cognition. (2) Low-level and emotion attributes. It includes *emotion*, *depth*, and *size*. (3) OCR. It is one of the important attributes for multimodal models. The specific visual expert models we use will be presented in the **Appendix A.1**.

### 3.2. Object Relation

EDC can extract relationships between multiple objects. We consider three categories: the interactions between humans and objects, the 2D as well as 3D relative positional relationships among different objects, and the object counting information. Table 1 presents the relation attributes and their extraction process.

The human-object interaction provides essential information about the actions and activities performed by humans with the objects. We utilize the human-object interaction (HOI) model to detect interactive activities between humans and objects in the image. The interactions detected by the HOI model can be used to supplement events not mentioned in the caption.

The 2D positional information captures the spatial relationships of objects, comprising both 2D Absolute Location and 2D Relative Location. The 2D Absolute Location describes an object’s position relative to the image (e.g., Object A is on the left side of the image), while the 2D Relative Location describes positional relationships between objects (e.g., Object A is next to Object B). We use the bounding boxes of objects to determine their positional relationships.

The 3D relative positional information captures the spatial relationships of objects in 3D space, defining both their absolute positions in the scene and their relative positioning (e.g., Object A is in front of Object B or at a specific angle). This information enhances the understanding of a scene’s 3D structure and provides richer spatial awareness. We leverage the depth differences between objects to determine their 3D positional relationships.

### 3.3. Captioning with Attributes

**Region captioning.** We use a large language model (Qwen2-72B-AWQ) to integrate the object attributes with the caption from a large multimodal model (InternVL2-26B). We design a set of structured prompts that guide LLM

to generate fine-grained descriptions by integrating visual details such as category, color, texture, spatial location, and human-object interactions into coherent natural language. For example, when the fine-grained model for “*animals*” predicts a specific class label like  $\{animal\_name\}$ , we use the following prompt to guide the LLM in incorporating it into the caption:

“ $\{cat\_name\}$  exists in the region and  $\{animal\_name\}$  is a subclass of  $\{cat\_name\}$ ; use  $\{animal\_name\}$  in the caption; otherwise, do not mention  $\{animal\_name\}$ ”

Here,  $\{cat\_name\}$  denotes the coarse-grained label predicted by the detection model. The complete prompt engineering strategy is detailed in the **Appendix A.3**.

**Image captioning.** We combine object relation attributes, region location information (for object grounding), and reference captions to generate improved image captions. We use a LLM to integrate object-level attributes through prompt engineering. For example, to incorporate the 3D spatial relationship between two objects, we design prompts such as:

“Relative to the camera, the  $\{category\_0\}$  in  $\{bbox\_0\}$  is  $\{3d\_relation\}$  the  $\{category\_1\}$  in  $\{bbox\_1\}$ .”

Here,  $\{3d\_relation\}$  captures spatial cues such as “*in front of*” or “*behind of*”, which are computed based on the depth difference between the two objects. We use this mechanism to update the image caption with 3D relative localization information. The complete set of prompt templates is provided in the **Appendix A.3**.

### 3.4. Analysis

**Dataset Description.** We leverages EDC to generate more detailed annotations for publicly available image datasets, resulting in two enhanced datasets: (1) EDC-1M, which provides dense annotations for 1 million diverse images from Densefusion [29], covering a wide range of objects and scenes, and (2) EDC-118K, which includes refined annotations for 118,000 complex scene images from the COCO dataset [33]. We provide a detailed analysis of the EDC-annotated image captions in the **Appendix B**.

**Attribute richness.** We randomly select 100 images from the EDC-118K and invite five independent evaluators to assess the captions for each image. The evaluators analyzed and recorded the occurrence of the attributes within the captions, such as spatial relations, HOI, and OCR (optical character recognition) details.

The results as show in Table 2. Compared to other models and human annotations, our approach demonstrated a

Table 3. Comparison of Different Image Captioning Annotation Methods. The red and blue colors respectively represent the optimal and suboptimal results on each benchmark.

Annotation Methods	GQA	ScienceQA	MMBench	MM-Vet	SEED'	SEED-Bench
<i>LLaVA-v1.5-7B</i>						
+ShareGPT4V [7]	63.3	68.4	<b>68.8</b>	37.6	69.7	61.9
+DenseFusion [29]	<b>64.0</b>	69.3	<b>69.2</b>	<b>37.8</b>	<b>70.1</b>	<b>62.3</b>
+DCI [62]	63.1	69.2	64.3	30.2	66.7	61.2
+DOCCI [43]	63.2	<b>69.4</b>	65.0	32.3	66.6	61.1
+IT [46]	62.9	68.0	65.5	33.1	67.2	61.7
+EDC	<b>64.2</b>	<b>71.0</b>	<b>69.2</b>	<b>38.2</b>	<b>70.3</b>	<b>64.3</b>
<i>LLaVA-NeXT-7B</i>						
+Recap [26]	<b>65.0</b>	70.5	67.2	37.2	-	64.5
+DCI [62]	64.7	70.7	68.0	38.0	70.6	64.1
+DOCCI [43]	64.8	71.1	68.5	36.7	70.8	64.5
+IT [46]	64.9	<b>71.3</b>	<b>68.6</b>	<b>38.1</b>	<b>71.4</b>	<b>65.4</b>
+EDC	<b>65.2</b>	<b>71.2</b>	<b>69.3</b>	<b>40.1</b>	<b>72.2</b>	<b>65.7</b>

greater ability to capture and express a wider diversity of visual attributes present in the images. This suggests that our approach provided richer and more detailed descriptions of the visual content.

**Comparison.** We conducted a comparison of human annotations, internVL2-26B, LLaVA-NeXT-34B, and EDC-annotated 118K datasets on both LLaVA-v1.5 and LLaVA-NeXT. The results as shown in Figure 2, the captions annotated by EDC significantly improve the performance of LLaVA-v1.5 and LLaVA-NeXT. Compared to human and generalist multimodal model annotations, EDC-annotated captions are richer and more detailed, offering deeper context and capturing finer nuances. This enhanced descriptive quality leads to better performance in downstream tasks.

## 4. Experiments

In this section, we first present the implementation details, then compare the EDC-1M-trained model with state-of-the-art LMMs across multiple benchmarks. Finally, we perform ablation studies on the EDC-118K-trained model to validate the effectiveness of EDC.

### 4.1. implementation details

**Model and Training Set.** We conduct experiments on LLaVA-v1.5 [34] and LLaVA-NeXT [35] to demonstrate the effectiveness of EDC. Specifically, we use CLIP-L [48] as the visual encoder and Vicuna-v1.5 [11] as the large language model. We adopt a two-stage training strategy: (1) Pre-Training Stage. We train only the projector for initial alignment. Then, following ShareGPT4V [7], we set the last 12 layers of the visual encoder in LLaVA-v1.5 as trainable and make the entire LLaVA-NeXT model trainable, following [26], to further enhance perceptual capabilities. (2) Instruction Tuning Stage. We use the open-source LLaVA-mix-665K and LLaVA-NeXT-data to respectively train the LLaVA-v1.5 and LLaVA-NeXT models. The detailed training procedure is provided in the supplementary material.

**Evaluation Benchmarks.** We evaluate on seven visual question answering (VQA) tasks across domains such as

document understanding, general knowledge, and scientific reasoning, including VQAv2 [16], DocVQA [40], OKVQA [52], GQA [18], TextVQA [55], ScienceQA [38], and Ai2d [21]. Additionally, we evaluate performance on five widely used LMM benchmarks designed to test multimodal models on visual grounding, scene understanding, and generalization: MMBench [37], MM-Vet [69], SEED [24], MMMU [71], and POPE [30].

**Comparison Method.** We compare LLaVA-v1.5 and LLaVA-NeXT models trained on EDC-1M against current SOTA MLLMs. Additionally, we evaluate the performance of various MLLMs in generating image captions, using the advanced models InternVL2-26B [10] and LLaVA-NeXT-34B [27] to generate competitive captions on the EDC-118K images.

### 4.2. Comparison with the State-of-the-art

To validate the effectiveness of EDC captions, we compare them with several state-of-the-art image captioning methods on the LLaVA and LLaVA-Next benchmarks. These methods include ShareGPT4V [7], DenseFusion [29], Recap [26], DCI [62], DOCCI [43], and IT [46]. As shown in Table 3, models trained with EDC captions achieve better results on most evaluation metrics.

This demonstrates that EDC captions enhance LMM training by providing more comprehensive image descriptions, capturing finer-grained visual attributes and richer contextual information compared to existing methods. This performance gain can be attributed to the design of EDC, which integrates fine-grained object details, 3D spatial relations, and grounded region-level information via structured prompt engineering, offering more informative and aligned supervision signals.

### 4.3. Main Results

**VQA Benchmarks.** The results on six common visual question answering (VQA) datasets are presented in Table 4. It is clear that LLaVA-v1.5 and LLaVA-NeXT, trained with EDC-1M, achieve state-of-the-art performance in both low-resolution and high-resolution settings. Com-

Table 4. Performance on seven General Visual Question Answering benchmarks. The red and blue colors respectively represent the optimal and suboptimal results on each benchmark. \* indicates the use of LLaVA-NeXT’s open-source SFT data, with certain private data excluded.

Model	LLM	Visual Question Answering Benchmarks						
		VQAv2	DocVQA	OKVQA	GQA	TextVQA	ScienceQA	Ai2d
<i>Low Resolution Models</i>								
BLIP2 [28]	Flan-T5	41.0	-	45.9	41.0	42.5	61.0	-
InstructBLIP [12]	Vicuna-7B	-	-	-	49.2	50.1	60.5	40.6
InstructBLIP [12]	Vicuna-13B	-	-	-	49.5	50.7	63.1	-
IDeFICS-Instruct [23]	LLaMA-65B	60.0	-	36.9	-	32.9	61.8	54.8
OpenFlamingo [3]	MPT-7B	53.0	-	38.3	-	28.3	44.8	-
InternVL-Chat [10]	Vicuna-7B	79.3	-	51.8	62.9	57.0	-	-
Qwen-VL-Chat [4]	Qwen-7B	78.2	<b>62.6</b>	56.6	57.5	<b>61.5</b>	68.2	-
mPLUG-Owl2 [67]	LLaMA-7B	79.4	-	<b>57.7</b>	56.1	58.2	<b>68.7</b>	<b>55.7</b>
LLaVA-v1.5 [34]	Vicuna-7B	78.5	28.1	-	62.0	58.2	66.8	55.5
ShareGPT4V [7]	Vicuna-7B	80.6	-	-	<b>63.3</b>	60.4	68.4	-
LLaVA-v1.5(Ours)	Vicuna-7B	<b>80.9</b>	<b>39.1</b>	<b>57.2</b>	<b>64.2</b>	<b>61.4</b>	<b>71.0</b>	<b>59.4</b>
<i>High Resolution Models</i>								
Monkey [31]	Qwen-7B	80.3	66.5	<b>61.3</b>	60.7	<b>67.6</b>	69.4	62.6
LLaVA-NeXT [27]	Vicuna-7B	81.8	74.4	54.3	64.2	64.9	70.1	66.6
LLaVA-NeXT+ReCap [26]	Vicuna-7B	-	<b>75.3</b>	44.3	<b>65.0</b>	-	<b>71.0</b>	<b>66.9</b>
LLaVA-S <sup>2</sup> [54]	Vicuna-7B	79.7	-	-	63.3	60.8	68.2	-
LLaVA-HR [39]	Vicuna-7B	<b>81.9</b>	-	<b>58.9</b>	64.2	<b>67.1</b>	65.1	-
LLaVA-NeXT*(Ours)	Vicuna-7B	<b>82.4</b>	<b>78.8</b>	57.2	<b>65.2</b>	64.8	<b>71.2</b>	<b>71.2</b>

Table 5. Performance on seven Large Multi-Modal benchmarks. The red and blue colors respectively represent the optimal and suboptimal results on each benchmark. \* indicates the use of LLaVA-NeXT’s open-source SFT data, with certain private data excluded.

Method	Vision Encoder	Language Model	MMBench-CN	MMBench	MM-Vet	SEED <sup>1</sup>	SEED-Bench	MMMU	POPE
<i>Low Resolution Models</i>									
BLIP-2 [28]	ViT-g (1.3B)	Vicuna-7B	-	-	22.4	46.4	-	-	85.3
MiniGPT-4 [75]	ViT-g (1.3B)	Vicuna-7B	11.9	23.0	22.1	-	47.4	23.6	-
InstructBLIP	ViT-g (1.3B)	Vicuna-7B	23.7	36.0	26.2	53.4	-	30.6	78.9
LLaMA-Adapter-v2 [15]	ViT-L (0.3B)	LLaMA-7B	-	39.5	31.4	-	32.7	-	-
OpenFlamingo [3]	ViT-L (0.3B)	MPT-7B	-	5.7	24.8	-	42.7	26.3	-
Otter [25]	ViT-L (0.3B)	LLaMA-7B	-	48.3	24.6	-	32.9	-	-
Qwen-VL-Chat [4]	ViT-G (1.9B)	Qwen-7B	56.7	60.6	-	58.2	-	29.6	-
mPLUG-Owl2 [67]	ViT-L (0.3B)	Vicuna-7B	-	64.5	36.2	-	57.8	34.7	86.2
LLaVA-v1.5 [34]	ViT-L (0.3B)	Vicuna-7B	57.6	64.3	30.5	66.2	58.6	<b>35.3</b>	<b>85.9</b>
ShareGPT4V [7]	ViT-L (0.3B)	Vicuna-7B	<b>62.2</b>	<b>68.8</b>	<b>37.6</b>	<b>69.7</b>	<b>61.9</b>	-	85.7
LLaVA-v1.5(Ours)	ViT-L (0.3B)	Vicuna-7B	<b>60.0</b>	<b>69.2</b>	<b>38.2</b>	<b>70.3</b>	<b>64.3</b>	<b>36.3</b>	<b>86.4</b>
<i>High Resolution Models</i>									
LLaVA-NeXT [27]	ViT-L (0.3B)	Vicuna-7B	<b>60.6</b>	67.4	<b>43.9</b>	<b>70.2</b>	<b>64.7</b>	<b>35.1</b>	86.5
LLaVA-NeXT+ReCap [26]	ViT-L (0.3B)	Vicuna-7B	-	67.2	-	-	64.5	-	86.8
ShareGPT4V-S2 [29]	ViT-L (0.3B)	Vicuna-7B	-	<b>68.0</b>	35.0	70.1	62.4	-	86.7
LLaVA-S <sup>2</sup> [54]	ViT-L (0.3B)	Vicuna-7B	-	66.4	34.6	67.2	59.9	-	86.7
LLaVA-HR [39]	ViT-L (0.3B)	Vicuna-7B	-	-	31.2	-	64.2	-	<b>87.6</b>
LLaVA-NeXT*(Ours)	ViT-L (0.3B)	Vicuna-7B	<b>61.7</b>	<b>69.3</b>	<b>40.1</b>	<b>72.2</b>	<b>65.7</b>	<b>36.0</b>	<b>87.0</b>

pared to the baseline LLaVA-v1.5 [34], our model excels across all VQA benchmarks, demonstrating that high-quality image captions significantly enhance model performance. This highlights the crucial role of detailed and accurate captions in improving visual understanding for VQA tasks. Furthermore, when compared to the baseline LLaVA-NeXT [27], this improvement remains consistent, suggesting that the impact of high-quality captions is not dependent on the model variation. Additionally, compared to models like ShareGPT-4V, our model demonstrates superior performance across most VQA benchmarks. This improvement indicates that the captions generated by our EDC method provide richer and more comprehensive information. The model trained on EDC-1M demonstrates exceptional performance on datasets such as VQAv2 [16] and Ai2D [21], highlighting that integrating detection models into EDC significantly enriches the diversity of objects in the generated

captions, thereby boosting the model’s performance on object recognition benchmarks. Furthermore, incorporating relational attributes into EDC enriches the captions with detailed inter-object relationships, enhancing the model’s ability to capture and understand complex relationships, which further improves its performance on visual reasoning benchmarks such as GQA [18]. However, performance on tasks like TextVQA [55] is hindered by limitations in the open-source OCR model and the threshold settings; a high threshold restricts the model’s ability to capture finer textual details.

**Large Multi-Modal Benchmarks.** We further conduct the evaluation on five challenging large multi-modal benchmarks. The experimental results are shown in Table 5. It can be seen that both LLaVA-v1.5 and LLaVA-NeXT trained with EDC-1M achieve competitive performance on more complex LMM benchmarks, demonstrating that the im-

Table 6. Comparison of Different Image Captioning Annotation Methods.

Annotation	OKVQA	GQA	ScienceQA	TextVQA	MMBench	MM-Vet	SEED-Bench
<i>LLaVA-v1.5</i>							
+ human [32]	54.9	62.4	68.6	58.1	65.0	31.6	61.1
+ InternVL2-26B [10]	54.7	63.0	69.1	58.4	64.8	32.7	61.8
+ LLaVA-NeXT-34B [27]	55.7	62.9	68.8	58.7	65.3	33.0	61.7
+ EDC	56.9	63.2	69.8	58.9	66.6	33.9	62.0
<i>LLaVA-NeXT</i>							
+ InternVL2-26B [10]	54.3	65.1	70.1	61.2	66.7	37.3	64.7
+ LLaVA-NeXT-34B [27]	54.3	65.0	70.5	61.0	67.2	37.2	64.5
+ EDC	56.7	65.2	72.0	62.0	68.5	37.8	65.0



**Object Info:**  
 1. OCR: ND 905  
 2. Detection: military jet, airport runway, vertical stabilizer, runway lights, gear, trees / buildings  
 3. Aircrafts: F-16A/B  
**Relation Info:**  
 1. in the background  
 2. in the distance

**LLaVA-Next:**  
 The image shows a military fighter jet in flight. The jet is predominantly gray with a darker gray nose cone and a tail section that features a red and white logo, which appears to be a stylized bird. The tail also has the text "ND" and "905" in black. The aircraft is equipped with two engines, and the landing gear is extended, indicating that it is either taking off or preparing to land. The background of the image reveals an airport environment with a runway visible beneath the jet. There are several cars and trucks parked on the tarmac, and a building with a blue roof can be seen in the distance. The sky is overcast, suggesting a cloudy day. The overall style of the image is a candid photograph capturing a moment of the jet's operation.

**EDC:**  
 The image depicts a military jet, specifically a F-16A/B model, in the process of taking off from an airport runway. The jet is painted in a gray camouflage color scheme, enhancing its stealth capabilities. The tail number "ND 905" is prominently displayed on the vertical stabilizer, identifying the specific aircraft. As the jet accelerates for takeoff, smoke billows from its engines, a visual testament to the immense power being unleashed. The landing gear is shown in the process of retraction, indicating that the jet has just lifted off the runway. In the background, airport infrastructure is visible, including a control tower that oversees the operations, runway lights guiding the aircraft, and parked cars, likely belonging to airport personnel or visitors. The scene is set against a backdrop of trees and buildings in the distance, providing a sense of the airport's location within a larger environment. The image captures a moment of dynamic movement and power, showcasing the impressive capabilities of military aviation.



**Object Info:**  
 1. OCR: Country Bess Honey Farm, Orange Blossom, 1236 Old Polk City Road, Lakeland, FL.  
 2. Detection: lids, bottles  
 3. Food: honey  
**Relation Info:**  
 1. in front of  
 2. in a row  
 3. in the center

**LLaVA-Next:**  
 The image you've provided appears to be a series of repeated characters or symbols that do not form a coherent image or pattern. It seems to be a sequence of the same character or symbol repeated over and over again. If you have a specific question about the image or need information related to it, please provide more context or ask a specific question.

**EDC:**  
 The image depicts a collection of honey jars, each shaped like a bear and filled with a rich amber-colored honey. These jars are from "Country Bess Honey Farm," as indicated by the labels, which also feature the flavor "Orange Blossom." The address "1236 Old Polk City Road, Lakeland, FL" is prominently displayed on the labels. The jars have distinctive yellow lids, adding a vibrant contrast to the honey's warm tones. The bottles are arranged in a row, with the focus on the front bottle in the center, which is in front of the bottle to its left. The honey's color and the bear-shaped jars create an appealing visual display, while the yellow lids and detailed labels provide a professional and inviting presentation.

Figure 4. Visualization of EDC’s Attribute Fusion: Integrating Object and Relational Attributes for Richer, More Detailed Captions.

improvements brought by EDC-1M are comprehensive. Our model outperforms both LLaVA-v1.5 [34] and LLaVA-NeXT [35] across all LMM benchmarks, demonstrating that high-quality image captions during pretraining significantly enhance model performance, even without altering the supervised fine-tuning (SFT) data. Compared to other image captioning methods, such as ShareGPT-4V [7], EDC-generated captions provide richer and more comprehensive scene information, significantly boosting model performance across most LMM benchmarks. However, due to the lack of Chinese data in EDC-1M, the model performs poorly on MMBench-CN [37]. This highlights the need for multilingual image captioning, which will be an area for future improvement in EDC. Additionally, the detection model in EDC introduces some noise, which may interfere with the model’s ability to accurately capture objects, leading to decreased performance on tasks like POPE [30]. Therefore, reducing this noise will be a key focus for future improvements in EDC.

#### 4.4. Ablation Study

**Comparing different annotation methods.** We compared different image annotation methods, including human annotations, GenerateList LMM annotations, and our EDC. Specifically, we annotated 118K COCO images and conducted comparisons on LLaVA-v1.5 and LLaVA-NeXT. The experimental results are shown in Table 6. We found that the image captions generated by EDC improve LMM performance on downstream tasks more effectively than other annotation methods. Notably, compared to captions annotated by internVL2, EDC’s inclusion of object attributes significantly improves model performance on OKVQA and TextVQA tasks. Relational attributes enhance

the model’s understanding of multi-object relationships, leading to a notable increase in GQA performance. Furthermore, superior results on complex LMM benchmarks like MM-Vet, MMBench, and SEED highlight that EDC-generated captions provide rich and comprehensive scene information.

**Case Study.** Figure 4 presents example captions generated by the EDC engine and the general MLLM LLaVA-NeXT 34B. It is evident that visual specialists within EDC capture detailed object and relational attributes, resulting in richer and more descriptive captions. For instance, in Figure 4(a), the OCR information highlights the precision of OCR specialist model, while the fine-grained model’s identification of specific aircraft types further enhances caption informativeness. Additionally, the relational attributes significantly enrich description by providing detailed spatial relationships between objects, underscoring the advantages of EDC in capturing comprehensive scene details. More visualization results are provided in the **Appendix E**.

#### 5. Conclusion

In this paper, we introduce EDC, a novel image captioning engine that leverages off-the-shelf visual specialists to enhance caption quality and detail. Unlike existing methods that rely solely on LMMs or human annotations, EDC integrates visual specialists to simulate human perception and LLMs to emulate cognitive reasoning. This dual approach enables the generation of captions that are both visually rich and contextually precise. Extensive experiments show that incorporating visual specialists significantly improves model performance across various visual understanding and reasoning tasks, especially those requiring precise attribute and relationship recognition. Our work underscores the po-

tential of specialized visual features in strengthening multimodal representations and offers a flexible framework for integrating additional visual expertise. We will release the EDC source code to support further research, allowing the community to seamlessly integrate additional visual specialists and enhance EDC’s captioning capabilities.

## References

- [1] Josh Achiam, Steven Adler, Sandhini Agarwal, Lama Ahmad, Ilge Akkaya, Florencia Leoni Aleman, Diogo Almeida, Janko Altenschmidt, Sam Altman, Shyamal Anadkat, et al. Gpt-4 technical report. *arXiv preprint arXiv:2303.08774*, 2023. 1
- [2] Jean-Baptiste Alayrac, Jeff Donahue, Pauline Luc, Antoine Miech, Iain Barr, Yana Hasson, Karel Lenc, Arthur Mensch, Katherine Millican, Malcolm Reynolds, et al. Flamingo: a visual language model for few-shot learning. In *Advances in neural information processing systems*, pages 23716–23736, 2022. 3
- [3] Anas Awadalla, Irena Gao, Josh Gardner, Jack Hessel, Yusuf Hanafy, Wanrong Zhu, Kalyani Marathe, Yonatan Bitton, Samir Gadre, Shiori Sagawa, et al. Openflamingo: An open-source framework for training large autoregressive vision-language models. *arXiv preprint arXiv:2308.01390*, 2023. 7
- [4] Jinze Bai, Shuai Bai, Shusheng Yang, Shijie Wang, Sinan Tan, Peng Wang, Junyang Lin, Chang Zhou, and Jingren Zhou. Qwen-vl: A versatile vision-language model for understanding, localization, text reading, and beyond. 2023. 3, 7
- [5] Soravit Changpinyo, Piyush Sharma, Nan Ding, and Radu Soricut. Conceptual 12m: Pushing web-scale image-text pre-training to recognize long-tail visual concepts. In *Proceedings of the IEEE/CVF conference on computer vision and pattern recognition*, pages 3558–3568, 2021. 3
- [6] Keqin Chen, Zhao Zhang, Weili Zeng, Richong Zhang, Feng Zhu, and Rui Zhao. Shikra: Unleashing multimodal llm’s referential dialogue magic. *arXiv preprint arXiv:2306.15195*, 2023. 3
- [7] Lin Chen, Jisong Li, Xiaoyi Dong, Pan Zhang, Conghui He, Jiaqi Wang, Feng Zhao, and Dahua Lin. Sharegpt4v: Improving large multi-modal models with better captions. *arXiv preprint arXiv:2311.12793*, 2023. 1, 3, 4, 6, 7, 8, 16
- [8] Qiang Chen, Xiaokang Chen, Jian Wang, Shan Zhang, Kun Yao, Haocheng Feng, Junyu Han, Errui Ding, Gang Zeng, and Jingdong Wang. Group detr: Fast detr training with group-wise one-to-many assignment. In *Proceedings of the IEEE/CVF International Conference on Computer Vision*, pages 6633–6642, 2023. 2, 4, 14
- [9] Xinlei Chen, Hao Fang, Tsung-Yi Lin, Ramakrishna Vedantam, Saurabh Gupta, Piotr Dollár, and C Lawrence Zitnick. Microsoft coco captions: Data collection and evaluation server. *arXiv preprint arXiv:1504.00325*, 2015. 3, 14
- [10] Zhe Chen, Jiannan Wu, Wenhai Wang, Weijie Su, Guo Chen, Sen Xing, Muyan Zhong, Qinglong Zhang, Xizhou Zhu, Lewei Lu, et al. Internvl: Scaling up vision foundation models and aligning for generic visual-linguistic tasks. In *Proceedings of the IEEE/CVF Conference on Computer Vision and Pattern Recognition*, pages 24185–24198, 2024. 1, 6, 7, 8, 14, 17
- [11] Wei-Lin Chiang, Zhuohan Li, Zi Lin, Ying Sheng, Zhanghao Wu, Hao Zhang, Lianmin Zheng, Siyuan Zhuang, Yonghao Zhuang, Joseph E Gonzalez, et al. Vicuna: An open-source chatbot impressing gpt-4 with 90%\* chatgpt quality. See <https://vicuna.lmsys.org> (accessed 14 April 2023), 2(3):6, 2023. 6
- [12] Wenliang Dai, Junnan Li, Dongxu Li, Anthony Meng Huat Tiong, Junqi Zhao, Weisheng Wang, Boyang Li, Pascale N Fung, and Steven Hoi. Instructblip: Towards general-purpose vision-language models with instruction tuning. *Advances in Neural Information Processing Systems*, 36, 2024. 7
- [13] Penghui Du, Yu Wang, Yifan Sun, Luting Wang, Yue Liao, Gang Zhang, Errui Ding, Yan Wang, Jingdong Wang, and Si Liu. Lami-detr: Open-vocabulary detection with language model instruction. In *European Conference on Computer Vision*, pages 312–328, 2025. 14
- [14] Yansong Feng and Mirella Lapata. Automatic caption generation for news images. *IEEE Transactions on Pattern Analysis and Machine Intelligence*, 35(4):797–812, 2012. 1
- [15] Peng Gao, Jiaming Han, Renrui Zhang, Ziyi Lin, Shijie Geng, Aojun Zhou, Wei Zhang, Pan Lu, Conghui He, Xianguyu Yue, et al. Llama-adapter v2: Parameter-efficient visual instruction model. *arXiv preprint arXiv:2304.15010*, 2023. 3, 7
- [16] Yash Goyal, Tejas Khot, Douglas Summers-Stay, Dhruv Batra, and Devi Parikh. Making the v in vqa matter: Elevating the role of image understanding in visual question answering. In *Proceedings of the IEEE conference on computer vision and pattern recognition*, pages 6904–6913, 2017. 6, 7
- [17] Yangyang Guo, Fangkai Jiao, Zhiqi Shen, Liqiang Nie, and Mohan Kankanhalli. Unk-vqa: A dataset and a probe into the abstention ability of multi-modal large models. *IEEE Transactions on Pattern Analysis and Machine Intelligence*, 46(12):10284–10296, 2024. 3
- [18] Drew A Hudson and Christopher D Manning. Gqa: A new dataset for real-world visual reasoning and compositional question answering. In *Proceedings of the IEEE conference on computer vision and pattern recognition*, pages 6700–6709, 2019. 6, 7
- [19] Jiayi Ji, Yiwei Ma, Xiaoshuai Sun, Yiyi Zhou, Yongjian Wu, and Rongrong Ji. Knowing what to learn: a metric-oriented focal mechanism for image captioning. *IEEE Transactions on Image Processing*, 31:4321–4335, 2022. 1
- [20] KJ Joseph, Salman Khan, Fahad Shahbaz Khan, and Vineeth N Balasubramanian. Towards open world object detection. In *Proceedings of the IEEE conference on computer vision and pattern recognition*, pages 5830–5840, 2021. 4
- [21] Aniruddha Kembhavi, Mike Salvato, Eric Kolve, Minjoon Seo, Hannaneh Hajishirzi, and Ali Farhadi. A diagram is worth a dozen images. In *European Conference on Computer Vision*, pages 235–251, 2016. 6, 7
- [22] Ranjay Krishna, Yuke Zhu, Oliver Groth, Justin Johnson, Kenji Hata, Joshua Kravitz, Stephanie Chen, Yannis Kalan-

- tidis, Li-Jia Li, David A Shamma, et al. Visual genome: Connecting language and vision using crowdsourced dense image annotations. *International journal of computer vision*, 123:32–73, 2017. 3
- [23] Hugo Laurençon, Lucile Saulnier, Léo Tronchon, Stas Bekman, Amanpreet Singh, Anton Lozhkov, Thomas Wang, Siddharth Karamcheti, Alexander Rush, Douwe Kiela, et al. Obelics: An open web-scale filtered dataset of interleaved image-text documents. In *Advances in Neural Information Processing Systems*, 2024. 7
- [24] Bohao Li, Rui Wang, Guangzhi Wang, Yuying Ge, Yixiao Ge, and Ying Shan. Seed-bench: Benchmarking multimodal llms with generative comprehension. *arXiv preprint arXiv:2307.16125*, 2023. 2, 4, 6
- [25] Bo Li, Yuanhan Zhang, Liangyu Chen, Jinghao Wang, Jingkang Yang, and Ziwei Liu. Otter: A multi-modal model with in-context instruction tuning. *arXiv preprint arXiv:2305.03726*, 2023. 3, 7
- [26] Bo Li, Hao Zhang, Kaichen Zhang, Dong Guo, Yuanhan Zhang, Renrui Zhang, Feng Li, Ziwei Liu, and Chunyuan Li. Llava-next: What else influences visual instruction tuning beyond data?, 2024. 6, 7
- [27] Bo Li, Kaichen Zhang, Hao Zhang, Dong Guo, Renrui Zhang, Feng Li, Yuanhan Zhang, Ziwei Liu, and Chunyuan Li. Llava-next: Stronger llms supercharge multimodal capabilities in the wild, 2024. 3, 6, 7, 8, 14, 17
- [28] Junnan Li, Dongxu Li, Caiming Xiong, and Steven Hoi. Blip: Bootstrapping language-image pre-training for unified vision-language understanding and generation. In *International conference on machine learning*, pages 12888–12900. PMLR, 2022. 3, 7
- [29] Xiaotong Li, Fan Zhang, Haiwen Diao, Yueze Wang, Xinlong Wang, and Ling-Yu Duan. Densefusion-1m: Merging vision experts for comprehensive multimodal perception. *arXiv preprint arXiv:2407.08303*, 2024. 1, 4, 5, 6, 7
- [30] Yifan Li, Yifan Du, Kun Zhou, Jinpeng Wang, Xin Zhao, and Ji-Rong Wen. Evaluating object hallucination in large vision-language models. In *The 2023 Conference on Empirical Methods in Natural Language Processing*, 2023. 6, 8
- [31] Zhang Li, Biao Yang, Qiang Liu, Zhiyin Ma, Shuo Zhang, Jingxu Yang, Yabo Sun, Yuliang Liu, and Xiang Bai. Monkey: Image resolution and text label are important things for large multi-modal models. In *Proceedings of the IEEE Conference on Computer Vision and Pattern Recognition*, pages 26763–26773, 2024. 3, 7
- [32] Tsung-Yi Lin, Michael Maire, Serge Belongie, James Hays, Pietro Perona, Deva Ramanan, Piotr Dollár, and C Lawrence Zitnick. Microsoft coco: Common objects in context. In *Computer Vision—ECCV 2014: 13th European Conference, Zurich, Switzerland, September 6–12, 2014, Proceedings, Part V 13*, pages 740–755. Springer, 2014. 8, 13
- [33] Tsung-Yi Lin, Michael Maire, Serge Belongie, James Hays, Pietro Perona, Deva Ramanan, Piotr Dollár, and C Lawrence Zitnick. Microsoft coco: Common objects in context. In *European Conference on Computer Vision*, pages 740–755. Springer, 2014. 1, 5
- [34] Haotian Liu, Chunyuan Li, Yuheng Li, and Yong Jae Lee. Improved baselines with visual instruction tuning. *arXiv preprint arXiv:2310.03744*, 2023. 6, 7, 8, 16
- [35] Haotian Liu, Chunyuan Li, Yuheng Li, Bo Li, Yuanhan Zhang, Sheng Shen, and Yong Jae Lee. Llava-next: Improved reasoning, ocr, and world knowledge, 2024. 6, 8, 16
- [36] Haotian Liu, Chunyuan Li, Qingyang Wu, and Yong Jae Lee. Visual instruction tuning. In *Advances in neural information processing systems*, 2024. 3
- [37] Yuan Liu, Haodong Duan, Yuanhan Zhang, Bo Li, Songyang Zhang, Wangbo Zhao, Yike Yuan, Jiaqi Wang, Conghui He, Ziwei Liu, et al. Mmbench: Is your multi-modal model an all-around player? *arXiv preprint arXiv:2307.06281*, 2023. 6, 8, 17
- [38] Pan Lu, Swaroop Mishra, Tanglin Xia, Liang Qiu, Kai-Wei Chang, Song-Chun Zhu, Oyvind Tafjord, Peter Clark, and Ashwin Kalyan. Learn to explain: Multimodal reasoning via thought chains for science question answering. In *Advances in Neural Information Processing Systems*, pages 2507–2521, 2022. 6
- [39] Gen Luo, Yiyi Zhou, Yuxin Zhang, Xiawu Zheng, Xiaoshuai Sun, and Rongrong Ji. Feast your eyes: Mixture-of-resolution adaptation for multimodal large language models. *arXiv preprint arXiv:2403.03003*, 2024. 7
- [40] Minesh Mathew, Dimosthenis Karatzas, and CV Jawahar. Docvqa: A dataset for vqa on document images. In *Proceedings of the IEEE winter conference on applications of computer vision*, pages 2200–2209, 2021. 6
- [41] Depu Meng, Xiaokang Chen, Zejia Fan, Gang Zeng, Houqiang Li, Yuhui Yuan, Lei Sun, and Jingdong Wang. Conditional detr for fast training convergence. In *Proceedings of the IEEE/CVF international conference on computer vision*, pages 3651–3660, 2021. 4
- [42] Weiqing Min, Zhiling Wang, Yuxin Liu, Mengjiang Luo, Liping Kang, Xiaoming Wei, Xiaolin Wei, and Shuqiang Jiang. Large scale visual food recognition. *IEEE Transactions on Pattern Analysis and Machine Intelligence*, 45(8): 9932–9949, 2023. 14
- [43] Yasumasa Onoe, Sunayana Rane, Zachary Berger, Yonatan Bitton, Jaemin Cho, Roopal Garg, Alexander Ku, Zarana Parekh, Jordi Pont-Tuset, Garrett Tanzer, et al. Docci: Descriptions of connected and contrasting images. *arXiv preprint arXiv:2404.19753*, 2024. 6
- [44] Vicente Ordonez, Girish Kulkarni, and Tamara Berg. Im2text: Describing images using 1 million captioned photographs. In *Advances in Neural Information Processing Systems*, 2011. 3
- [45] Zhiliang Peng, Wenhui Wang, Li Dong, Yaru Hao, Shaohan Huang, Shuming Ma, and Furu Wei. Kosmos-2: Grounding multimodal large language models to the world. *arXiv preprint arXiv:2306.14824*, 2023. 3
- [46] Renjie Pi, Jianshu Zhang, Jipeng Zhang, Rui Pan, Zhekai Chen, and Tong Zhang. Image textualization: An automatic framework for creating accurate and detailed image descriptions. *arXiv preprint arXiv:2406.07502*, 2024. 4, 6
- [47] Bryan A Plummer, Liwei Wang, Chris M Cervantes, Juan C Caicedo, Julia Hockenmaier, and Svetlana Lazeb-

- nik. Flickr30k entities: Collecting region-to-phrase correspondences for richer image-to-sentence models. In *Proceedings of the IEEE international conference on computer vision*, pages 2641–2649, 2015. 3
- [48] Alec Radford, Jong Wook Kim, Chris Hallacy, Aditya Ramesh, Gabriel Goh, Sandhini Agarwal, Girish Sastry, Amanda Askell, Pamela Mishkin, Jack Clark, et al. Learning transferable visual models from natural language supervision. In *International conference on machine learning*, pages 8748–8763. PMLR, 2021. 6
- [49] Andrey Savchenko. Facial expression recognition with adaptive frame rate based on multiple testing correction. In *International Conference on Machine Learning*, pages 30119–30129, 2023. 14
- [50] Christoph Schuhmann, Romain Beaumont, Richard Vencu, Cade Gordon, Ross Wightman, Mehdi Cherti, Theo Coombes, Aarush Katta, Clayton Mullis, Mitchell Wortsman, et al. Laion-5b: An open large-scale dataset for training next generation image-text models. *Advances in Neural Information Processing Systems*, 35:25278–25294, 2022. 1
- [51] Christoph Schuhmann, Romain Beaumont, Richard Vencu, Cade Gordon, Ross Wightman, Mehdi Cherti, Theo Coombes, Aarush Katta, Clayton Mullis, Mitchell Wortsman, et al. Laion-5b: An open large-scale dataset for training next generation image-text models. In *Advances in Neural Information Processing Systems*, pages 25278–25294, 2022. 13
- [52] Dustin Schwenk, Apoorv Khandelwal, Christopher Clark, Kenneth Marino, and Roozbeh Mottaghi. A-okvqa: A benchmark for visual question answering using world knowledge. In *European Conference on Computer Vision*, pages 146–162. Springer, 2022. 6
- [53] Piyush Sharma, Nan Ding, Sebastian Goodman, and Radu Soricut. Conceptual captions: A cleaned, hypernymed, image alt-text dataset for automatic image captioning. In *Proceedings of the 56th Annual Meeting of the Association for Computational Linguistics (Volume 1: Long Papers)*, pages 2556–2565, 2018. 3
- [54] Baifeng Shi, Ziyang Wu, Maolin Mao, Xin Wang, and Trevor Darrell. When do we not need larger vision models? In *European Conference on Computer Vision*, pages 444–462. Springer, 2025. 7
- [55] Amanpreet Singh, Vivek Natarajan, Meet Shah, Yu Jiang, Xinlei Chen, Dhruv Batra, Devi Parikh, and Marcus Rohrbach. Towards vqa models that can read. In *Proceedings of the IEEE conference on computer vision and pattern recognition*, pages 8317–8326, 2019. 6, 7
- [56] Matteo Stefanini, Marcella Cornia, Lorenzo Baraldi, Silvia Cascianelli, Giuseppe Fiameni, and Rita Cucchiara. From show to tell: A survey on deep learning-based image captioning. *IEEE Transactions on Pattern Analysis and Machine Intelligence*, 45(1):539–559, 2022. 3
- [57] Samuel Stevens, Jiaman Wu, Matthew J Thompson, Elizabeth G Campolongo, Chan Hee Song, David Edward Carlyn, Li Dong, Wasila M Dahdul, Charles Stewart, Tanya Berger-Wolf, et al. Bioclip: A vision foundation model for the tree of life. In *Proceedings of the IEEE Conference on Computer Vision and Pattern Recognition*, pages 19412–19424, 2024. 2, 14
- [58] Quan Sun, Qiying Yu, Yufeng Cui, Fan Zhang, Xiaosong Zhang, Yuezhe Wang, Hongcheng Gao, Jingjing Liu, Tiejun Huang, and Xinlong Wang. Emu: Generative pretraining in multimodality. In *International Conference on Learning Representations*, 2023. 3
- [59] Yanpeng Sun, Huaxin Zhang, Qiang Chen, Xinyu Zhang, Nong Sang, Gang Zhang, Jingdong Wang, and Zechao Li. Improving multi-modal large language model through boosting vision capabilities. *arXiv preprint arXiv:2410.13733*, 2024. 2
- [60] Hugo Touvron, Louis Martin, Kevin Stone, Peter Albert, Amjad Almahairi, Yasmine Babaei, Nikolay Bashlykov, Soumya Batra, Prajjwal Bhargava, Shruti Bhosale, et al. Llama 2: Open foundation and fine-tuned chat models. *arXiv preprint arXiv:2307.09288*, 2023. 2
- [61] Yunbin Tu, Liang Li, Li Su, Zheng-Jun Zha, and Qingming Huang. Smart: Syntax-calibrated multi-aspect relation transformer for change captioning. *IEEE Transactions on Pattern Analysis and Machine Intelligence*, 46(7):4926–4943, 2024. 3
- [62] Jack Urbanek, Florian Bordes, Pietro Astolfi, Mary Williamson, Vasu Sharma, and Adriana Romero-Soriano. A picture is worth more than 77 text tokens: Evaluating clip-style models on dense captions. In *Proceedings of the IEEE Conference on Computer Vision and Pattern Recognition*, pages 26700–26709, 2024. 6
- [63] Peng Wang, Shuai Bai, Sinan Tan, Shijie Wang, Zhihao Fan, Jinze Bai, Keqin Chen, Xuejing Liu, Jialin Wang, Wenbin Ge, et al. Qwen2-vl: Enhancing vision-language model’s perception of the world at any resolution. *arXiv preprint arXiv:2409.12191*, 2024. 3
- [64] Weihang Wang, Qingsong Lv, Wenmeng Yu, Wenyi Hong, Ji Qi, Yan Wang, Junhui Ji, Zhuoyi Yang, Lei Zhao, Xixuan Song, et al. Cogvlm: Visual expert for pretrained language models. *arXiv preprint arXiv:2311.03079*, 2023. 1, 2, 3
- [65] Lihe Yang, Bingyi Kang, Zilong Huang, Xiaogang Xu, Jiashi Feng, and Hengshuang Zhao. Depth anything: Unleashing the power of large-scale unlabeled data. In *Proceedings of the IEEE/CVF Conference on Computer Vision and Pattern Recognition*, pages 10371–10381, 2024. 2
- [66] Lihe Yang, Bingyi Kang, Zilong Huang, Zhen Zhao, Xiaogang Xu, Jiashi Feng, and Hengshuang Zhao. Depth anything v2. *arXiv:2406.09414*, 2024. 14
- [67] Qinghao Ye, Haiyang Xu, Jiabo Ye, Ming Yan, Haowei Liu, Qi Qian, Ji Zhang, Fei Huang, and Jingren Zhou. mplug-owl2: Revolutionizing multi-modal large language model with modality collaboration. *arXiv preprint arXiv:2311.04257*, 2023. 2, 7
- [68] Jun Yu, Jing Li, Zhou Yu, and Qingming Huang. Multimodal transformer with multi-view visual representation for image captioning. *IEEE Transactions on Circuits and Systems for Video Technology*, 30(12):4467–4480, 2019. 1
- [69] Weihao Yu, Zhengyuan Yang, Linjie Li, Jianfeng Wang, Kevin Lin, Zicheng Liu, Xinchao Wang, and Lijuan Wang. Mm-vet: Evaluating large multimodal models for integrated capabilities. *arXiv preprint arXiv:2308.02490*, 2023. 6

- [70] Hangjie Yuan, Shiwei Zhang, Xiang Wang, Samuel Albanie, Yining Pan, Tao Feng, Jianwen Jiang, Dong Ni, Yingya Zhang, and Deli Zhao. Rlipv2: Fast scaling of relational language-image pre-training. In *Proceedings of the IEEE International Conference on Computer Vision*, 2023. [14](#)
- [71] Xiang Yue, Yuansheng Ni, Kai Zhang, Tianyu Zheng, Ruoqi Liu, Ge Zhang, Samuel Stevens, Dongfu Jiang, Weiming Ren, Yuxuan Sun, et al. Mmmu: A massive multi-discipline multimodal understanding and reasoning benchmark for expert agi. In *Proceedings of the IEEE Conference on Computer Vision and Pattern Recognition*, pages 9556–9567, 2024. [6](#)
- [72] Zheng-Jun Zha, Daqing Liu, Hanwang Zhang, Yongdong Zhang, and Feng Wu. Context-aware visual policy network for fine-grained image captioning. *IEEE Transactions on Pattern Analysis and Machine Intelligence*, 44(2):710–722, 2019. [1](#)
- [73] Fan Zhang, Meng Li, Guisheng Zhai, and Yizhao Liu. Multi-branch and multi-scale attention learning for fine-grained visual categorization. In *International Conference on Multimedia Modeling*, pages 136–147, 2021. [14](#)
- [74] Jingyi Zhang, Jiaying Huang, Sheng Jin, and Shijian Lu. Vision-language models for vision tasks: A survey. *IEEE Transactions on Pattern Analysis and Machine Intelligence*, 2024. [3](#)
- [75] Deyao Zhu, Jun Chen, Xiaoqian Shen, Xiang Li, and Mohamed Elhoseiny. Minigt-4: Enhancing vision-language understanding with advanced large language models. *arXiv preprint arXiv:2304.10592*, 2023. [3](#), [7](#)
- [76] Ke Zhu, Yin-Yin He, and Jianxin Wu. Quantized feature distillation for network quantization. In *Proceedings of the AAAI Conference on Artificial Intelligence*, pages 11452–11460, 2023. [2](#)
- [77] Ke Zhu, Liang Zhao, Zheng Ge, and Xiangyu Zhang. Self-supervised visual preference alignment. In *Proceedings of ACM International Conference on Multimedia*, pages 291–300, 2024. [1](#)

## A. More Details of EDC pipeline

### A.1. The Specific Visual Expert Model

In EDC, we employ different visual expert models to obtain object-level and relation-level attribute labels. The main paper provides an overview of the process for obtaining different attributes and briefly introduces the types of Visual Specialists used. In Table 7, we will further elaborate on the off-the-shelf visual specialists employed in the EDC pipeline. Based on our experience, existing open-source OCR models exhibit suboptimal performance in accurately recognizing text in images. To enhance OCR accuracy, we leverage Baidu’s API <sup>1</sup>, which offers superior text recognition capabilities. Additionally, for attributes such as logo, celebrity, and landmark recognition, the limited availability of labeled data poses a challenge. To mitigate this, we also utilize Baidu’s API <sup>2</sup> to better capture these attributes, ensuring more precise and comprehensive annotations. Meanwhile, as a simple and versatile framework, EDC allows users to flexibly select the most suitable visual specialist models based on their available resources.

### A.2. The Detail of Relation Attributes

Relation Attributes play a crucial role in image captioning. Among them, HOI captures human-object interactions, while 2D Absolute Location describes an object’s position within the image. Since such information is relatively sparse, we retain all relations in the captions. In contrast, 2D/3D Relative Location encodes spatial relationships between objects, which can become abundant and redundant as the number of objects increases. To address this, we retain only one dominant relationship per image for 2D/3D Relative Location, prioritizing the one with the greatest relative distance to ensure accuracy.

### A.3. The Prompt Templates of EDC

To effectively transform extracted visual attributes into natural language, EDC designs two structured prompt templates that guide the LLM to convert discrete visual signals into coherent and readable descriptions. The first template focuses on object-level attributes, integrating multiple properties of each individual object. The second focuses on relation-level attributes, summarizing the relationships among different objects. The entire process is designed to mimic human perception: *first describing what each object is, and then explaining how these objects relate to each other within the scene.*

For the object-level prompt template (as shown in Figure 5), the LLM uses structured attributes extracted by visual specialists—such as category, color, texture, emotion, fine-grained classification (*e.g.*, replacing “dog” with

“golden retriever”), OCR content, and depth—to check whether the reference caption already includes these details. If a specific attribute is missing, it will be added; if it conflicts with the extracted value, the information from the visual specialist takes priority. This process allows the model to merge all attributes into a richer region-level description without redundancy or hallucinated content. For example, the prompt explicitly defines conditional rules such as “*If a fine-grained animal category is available, replace the coarse label with the specific species; otherwise, keep the original name.*” Likewise, it guides the LLM to naturally embed OCR text, detected emotions, and visual context into the caption, producing region-level descriptions that are both accurate and fluent.

For the relation-level prompt template (as shown in Figure 6), the LLM incorporates the relationships among different objects into the overall image caption. Among these, the P2O relations are directly obtained from the HOI model, while other types of relations are derived from detection and depth models. Specifically, the detection model provides the count of objects and, based on their bounding boxes, determines both 2D absolute locations and 2D relative locations to describe spatial relationships on the image plane. The depth model, on the other hand, extracts a depth value for each object from its bounding box and the depth map. By comparing the depth values between objects, the model can infer their 3D spatial relationships, such as whether object A is in front of or behind object B. Moreover, incorporating the object-level captions further enriches the image caption with detailed visual information. This structured prompting process ensures that the model maintains spatial grounding while merging scattered regional details into one coherent and comprehensive image-level description.

In practice, both templates are implemented as single-turn structured prompts rather than multi-turn reasoning. Each prompt directly guides the LLM to generate captions based on the provided visual attributes and contextual cues, without requiring iterative dialogue. The object-level template focuses on enriching region descriptions with fine-grained visual details, while the relation-level template integrates spatial and interaction information to form a complete image-level caption. Together, these two prompts enable EDC to seamlessly connect perception-level attributes with natural language expression, producing captions that are more detailed, precise, and contextually grounded than those from conventional LMMs.

## B. Analysis of EDC datasets

The EDC dataset consists of two parts: EDC-1M, comprising 1 million diverse image-text pairs sampled from the Laion dataset [51], and EDC-118K, comprising 118,000 real image-text pairs from the COCO dataset [32]. Next, we will analyze the captions in EDC-118K and compare them

<sup>1</sup><https://ai.baidu.com/tech/ocr/general>

<sup>2</sup><https://ai.baidu.com/tech/imagerecognition>

```

messages = [{"role": "system", "content": f "" You are an AI visual assistant tasked with generating a detailed region caption by combining multiple visual attributes. Given a brief reference caption of the region and the object attributes provided by various visual experts, create a single, cohesive description that includes all relevant details.

Ensure that the final caption:
1. Integrates the reference caption with the attributes to produce a richer, more comprehensive description.
2. Retains all region-level attribute information, such as colors, textures, object types, and spatial relationships.

It is important to preserve region-level attributes information. Remember you could not return any digital coordinates.""}]

brief_region_queries = "The brief description of this region is {reference caption}."

if region_attributes["object"] is not None:
    cat_name = region_attributes["object"]
    def_query = "The detection model found that this is {cat_name}."

if region_attributes["emotion"] is not None:
    emotion = region_attributes["emotion"]
    emotion_query = "The emotion model found that the person with {emotion} in the caption."

if region_attributes["OCR"] is not None:
    OCR_str = region_attributes["OCR"]["str"]
    OCR_bbox = region_attributes["OCR"]["bbox"]
    ocr_query = "The OCR model found that the OCR information in {OCR_bbox} and add the information '{OCR_str}'."

if region_attributes["fine_grained"]["aircraft"] is not None:
    aircraft_name = region_attributes["fine_grained"]["aircraft"]
    aircraft_query = "If the airplane exits in the region, use the {aircraft_name} with airplane in the caption; otherwise, do not mention {aircraft_name}."

if region_attributes["fine_grained"]["animal"] is not None:
    animal_name = region_attributes["fine_grained"]["animal"]
    animal_query = "{cat_name} exits in the region and {animal_name} is the {cat_name}'s subclass, use {animal_name} in the caption; otherwise, do not mention {animal_name}."

if region_attributes["fine_grained"]["plants"] is not None:
    plants_name = region_attributes["fine_grained"]["plants"]
    plants_query = "{cat_name} exits in the region and {plants_name} is the {cat_name}'s subclass, use {plants_name} in the caption; otherwise, do not mention {plants_name}."
    ...

if region_attributes["fine_grained"]["logo"] is not None:
    logo_name = box["logo"]
    logo_query += "If {logo_name} exits in the region, add the {logo_name} in the caption; otherwise, do not mention {logo_name}."

query = ".join([brief_region_queries, def_query, emotion_query, ocr_query, aircraft_query, animal_query, plants_query, ... logo_query ])
messages.append({"role": "user", "content": "\n".join(query)

```

Figure 5. The prompt for using LLM to generate an region caption by considering object attributes and reference captions.

Table 7. The Specific Visual Expert Model of EDC.

Detection Model		Depth Model	OCR Model	HoI Model	Emotion Model	
In-domain	Open world					
Group Detr [8]	LaMI-DETR [13]	Depth Anything V2 [66]	API <sup>1</sup>	RLIPv2 [70]	[49]	
Fine-Grained Model						
Animal	Plant	Aircrafts	Logo	Landmark	Food	Celebrity
BioClip [57]	BioClip [57]	MMALNet [73]	API <sup>2</sup>	API <sup>2</sup>	PreNet [42]	API <sup>2</sup>

with captions annotated by humans [9] and generic LMM models [10, 27].

### B.1. The Caption Length

In general, the longer caption could convey more detailed visual content. We compared the caption length of EDC-118k with human annotations as well as captions generated by advanced MLLM models, InternVL2-26B [10] and LLaVA-Next-34B [27]. The results are summarized in Table 8. It was observed that human-generated captions were the shortest, as they typically focus on only the most salient objects. The InternVL2-26B could generate more longer

captions, with approximately 106 tokens. The captions generated by LLaVA-Next-34B were the longest, averaging around 228 tokens, while EDC-118k produced captions with an average of 218 tokens, approximately 10 tokens fewer than those of LLaVA-Next-34B.

### B.2. The Lexical Composition

We conducted a detailed analysis of the lexical composition of the captions to evaluate how effectively each model described the visual content. This analysis examined the variety, frequency, and distribution of different word categories, including nouns, verbs, adjectives, adverbs, numer-

```
messages = [{"role": "system", "content": f""You are an AI visual assistant tasked with creating a more complete image description by merging the following information. You are provided with a brief description of the entire image and some descriptions of specific image regions.
```

**The region descriptions consist of two parts: 1. The location of the region on the image. 2. A detailed description of the region.** The location is represented as a bounding box in the format (x1, y1, x2, y2), with floating-point values ranging from 0 to 1. These values correspond to the coordinates of the top-left corner (x1, y1) and the bottom-right corner (x2, y2).

Please identify the correspondence between the objects mentioned in the brief description and those in the region descriptions. The region descriptions might be related to objects mentioned in the overall image description or in other region descriptions. Avoid repeating the description of the same object.

Note that the person providing the region descriptions can only see parts of the image, so the focus of these descriptions may differ. Your final output should be a complete image description that integrates all the relevant information. You do not need to address any contradictions between the brief description and the region descriptions, simply retain the useful information.

**It is important to preserve OCR information, relative location information within the image, and the spatial relationships between objects as much as possible. Remember you could not return any digital coordinates.**""}]

```
brief_image_queries = "The brief description of this image is {reference caption}. "
hoi_queries = "In the image, "
for person_box, relation in imaga_attributes["hoi"].items():
    hoi_queries += "the person in{person_box} is{relation}, "

count_queries = "In the image, there is "
for category, count in imaga_attributes["count"].items():
    count_queries += "{count} {category}, "

region_queries = ""
for instance_attribute in instance_attributes:
    pos = instance_attribute["bbox"]
    category = instance_attribute["object"]
    region_caption = instance_attribute["detail_caption"]
    2d_location = imaga_attributes["2D_Relative_Location"][pos]
    region_query = "In {pos}, there is a {category} in {2d_location} and the brief description of this region is: {region_description} ".
    region_queries = ".join(region_queries, region_query)

3d_location_queries = ""
for region, 3d_relation in imaga_attributes["3D_Relative_Location"].items():
    category_0, bbox_0 = region[0][cls_name], region[0][bbox]
    category_1, bbox_1 = region[1][cls_name], region[1][bbox]
    3d_location_query = "Relative to the camera, the {category_0} in {bbox_0} of the image is {3d_relation} {category_1} in {bbox_1} of the image"
    3d_location_queries = ".join(3d_location_queries, 3d_location_query)

query = ".join([brief_image_queries, hoi_queries, count_queries, region_queries, 3d_location_queries ])
messages.append({"role": "user", "content": "\n'.join(query)}
```

Figure 6. The prompt for LLM to generate an image caption by considering relation attributes, region location information and captions.

Table 8. Comparison of the different caption datasets. The "ATL" abbreviates the "Average Token Length". The token length is counted by the tokenizer of Vicuna-v1.5

Captioned by	Image Source	Samples	ATL of Caption
Human	COCO	118k	14.67
InternVL2-26B			105.80
LLaVA-NeXT-34B			227.68
EDC			217.71

als, and more. As shown in Fig. 7, EDC-118k contained the highest average number of lexical elements per sentence, demonstrating a more diverse and complex linguistic structure compared to other captions generated by other datasets. This richer composition indicates that EDC-118k was better equipped to deliver nuanced and detailed descriptions of visual scenes, using a wider range of grammatical constructs to convey more comprehensive information.

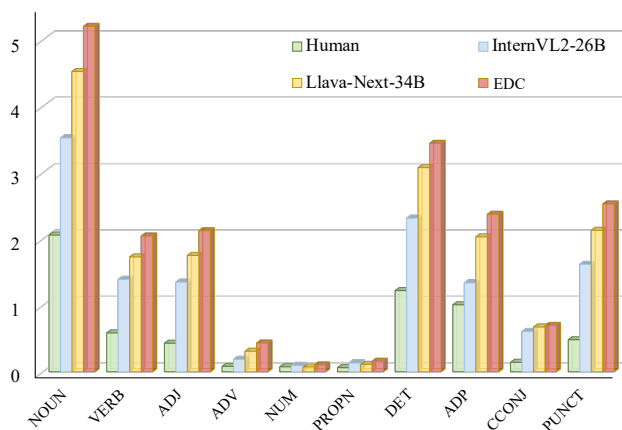


Figure 7. Comparison of lexical composition of the captions generated by different methods. The y-axis represents the average frequency of each class of lexical per sentence in the datasets.

### B.3. The Word Clouds

In Fig. 8, we present word clouds for the captions generated by InternVL2-26B, LLaVA-Next-34B, and our EDC pipeline. These visualizations highlight the most frequently used words across the different captioning methods, providing an intuitive comparison of the lexical patterns and focus areas of each caption. By examining the word clouds, we observed that the captions generated by our EDC exhibited a notably diverse vocabulary. In particular, there was a significantly higher frequency of words describing the relative spatial relationships of objects, both in 2D and 3D space like *'left side'*, *'right region'*, *'front'*, and *'behind'*, compared to captions produced by other methods. This indicates that EDC not only captured a wider range of visual details but also excelled in conveying the spatial context of objects within the scenes, offering more comprehensive descriptions of the visual content.

### C. Training Details

We elaborate the training details and hyper-parameters used in our experiments for evaluating the effectiveness of EDC-1M generated by our EDC pipeline. The whole training step consists of three stages, as shown in Table. 9. During the pre-alignment stage, we exclusively train the projector, resulting in a more stable and consistent vision-language connection. In the pre-training phase, similar with ShareGPT4V [7], we unfreeze the Vision Encoder (VE) for the last 12 layers, the Language Model (LM), and the projector. Regarding the instruction tuning stage, we use the open-source LLaVA-mix-665K [34] and LLaVA-NeXT-data to fine-tune both the projector and language model of the LLaVA-v1.5 [34] and LLaVA-NeXT [35] models, respectively.

### D. Detailed Evaluation Results

To highlight the significant improvements EDC-generated image descriptions bring to model performance, we present a detailed evaluation of the MMBench results in Table 10. These results demonstrate how high-quality image descriptions enhance the model’s capabilities, particularly in logical reasoning, attribute reasoning, and relational reasoning. This improvement is driven by EDC’s ability to accurately capture object relationships and detailed attributes within images, enabling more effective reasoning and a deeper understanding of object interactions and characteristics.

Moreover, EDC-generated descriptions achieve competitive performance in both fine-grained and coarse perception tasks, showcasing the effectiveness of integrating various visual experts to emulate manual annotation. This approach enriches visual information, resulting in higher accuracy and robustness in tasks like visual question answering and image comprehension.

### E. Visualizations on EDC

To visually demonstrate the quality of captions annotated by EDC, we compared them with captions generated by generic LMMs, such as InternVL2-26B and LLaVA-NeXT-34B. The visualization highlights the differences in caption quality, providing a clear comparison of EDC’s detailed and accurate descriptions against those produced by the LMMs. As shown in Figure 9, EDC captions consistently capture more nuanced object attributes, relationships, and contextual details, showcasing its superior annotation capabilities. This comparison underscores EDC’s effectiveness in generating high-quality captions that enhance downstream visual-language tasks.



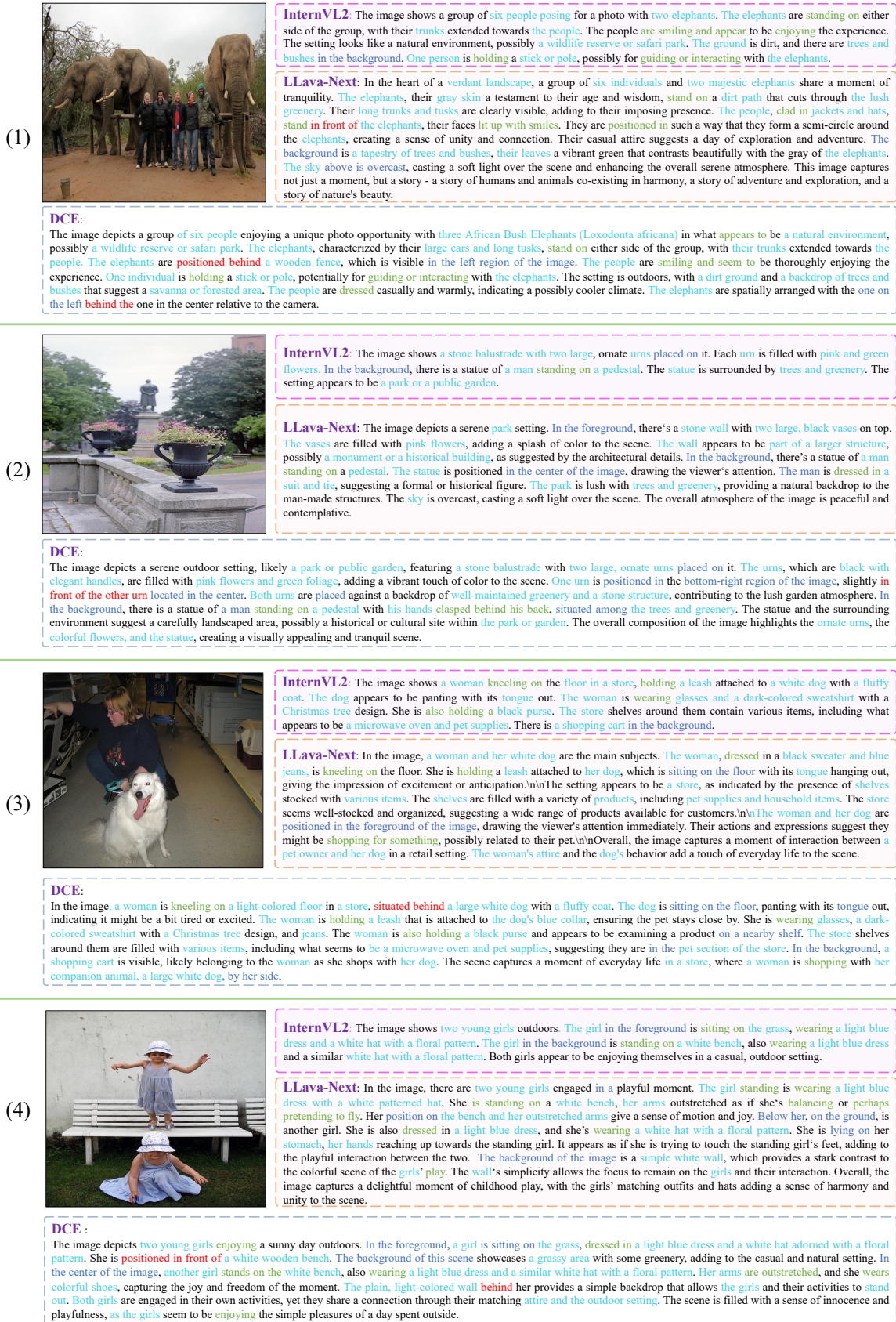


Figure 9. A comparison of image captions generated by InternVL2-26B, LLaVA-Next-34B, and EDC. We highlight different types of information, including Object Attributes, OCR, HOI, 2D spatial relations and 3D spatial relations.