

Real-time Free-view Human Rendering from Sparse-view RGB Videos using Double Unprojected Textures

Guoxing Sun¹, Rishabh Dabral¹, Heming Zhu¹, Pascal Fua², Christian Theobalt¹, Marc Habermann¹

¹Max Planck Institute for Informatics, Saarland Informatics Campus ²EPFL
 {gsun, rdabral, hezhu, theobalt, mhaberma}@mpi-inf.mpg.de pascal.fua@epfl.ch

<https://vcai.mpi-inf.mpg.de/projects/DUT/>



Figure 1. We propose **Double Unprojected Textures (DUT)**, a new method to synthesize photoreal 4K novel-view renderings in real-time. Our method consistently beats baseline approaches [34, 40, 54, 61] in terms of rendering quality and inference speed. Moreover, it generalizes to, both, in-distribution (IND) motions, i.e. dancing, and out-of-distribution (OOD) motions, i.e. standing long jump.

Abstract

*Real-time free-view human rendering from sparse-view RGB inputs is a challenging task due to the sensor scarcity and the tight time budget. To ensure efficiency, recent methods leverage 2D CNNs operating in texture space to learn rendering primitives. However, they either jointly learn geometry and appearance, or completely ignore sparse image information for geometry estimation, significantly harming visual quality and robustness to unseen body poses. To address these issues, we present **Double Unprojected Textures**, which at the core disentangles coarse geometric deformation estimation from appearance synthesis, enabling robust and photorealistic 4K rendering in real-time. Specifically, we first introduce a novel image-conditioned template deformation network, which estimates the coarse deformation of the human template from a first unprojected texture. This updated geometry is then used to apply a second and more accurate texture unprojection. The resulting texture map has fewer artifacts and better alignment with input views, which benefits our learning of finer-level geometry and appearance represented by Gaussian splats. We validate the effectiveness and efficiency of the proposed method in quantitative and qualitative experiments, which significantly surpasses other state-of-the-art methods.*

1. Introduction

Sparse free-view human rendering concerns about rendering a virtual twin of a real human observed from (multiple) cameras into *arbitrary* virtual view points. Here, the ultimate pursuit is a fast, accurate, and robust algorithm, which captures human performance and reproduces realistic renderings in real time with minimal sensors. Such an approach would have great potential in applications like immersive telepresence and it may completely change the way of how humans remotely communicate in the future. While researchers have put immense efforts in solving this challenging task, the readily available solutions fall short in one or multiple ways, e.g., requiring dense sensors, limited photorealism, or slow runtime performance.

Earlier works rely on dense camera setups to reconstruct high-quality geometry [5, 17, 77] and renderings [47, 80], which are typically not affordable to non-professional users. Moreover, these methods generally fail under sparse camera assumptions, i.e. four or less cameras, due to inherent ambiguities and lack of observation. To solve such ambiguities, some works [66, 75, 86] learn priors from data, and perform expensive fine-tuning on novel images, making them inappropriate for live inference. Other works [34, 50, 54, 61] efficiently predict rendering primitives in 2D texture space relying on a texture unprojection step [61]. However, they

either jointly learn geometry and appearance from imperfect texture unprojections [34, 54] leading to reduced rendering quality and robustness or they completely ignore information readily available in the sparse views when predicting geometric deformations [61] causing inconsistent wrinkles.

In stark contrast, and to effectively utilize image clues, we *explicitly* split human capture into coarse geometry reconstruction and fine-grained rendering primitives estimation. We first leverage sparse image information to guide the geometry reconstruction, and then use this refined geometry to guide the learning of rendering primitives again conditioned on the sparse images. To ensure real-time capability, an integral part is to warp and fuse image information into a spatially aligned 2D space such that geometry as well as appearance can be effectively learned in 2D using lightweight 2D CNNs.

In detail, we propose **Double Unprojected Textures (DUT)**, where a texture unprojection step is conducted twice for accurate geometry capture and realistic rendering. It contains two stages: an efficient geometry estimation and a fine-grained Gaussian appearance prediction. In stage one, we propose a novel image-conditioned template deformation approach. Significantly different from the motion-conditioned template deformation [20] and pixel-aligned occupancy field [92], our method utilizes local image features in texel space to efficiently predict human deformation on a canonicalized pose in 2D texture space, greatly improving robustness to out-of-distribution motions (see also Fig. 1). More specifically, we firstly pose a human template mesh via linear blend skinning (LBS) [36] such that the geometry roughly aligns with the sparse images. Then, our **first** texture unprojection converts image information, which contains coarse geometry information, into the canonical 2D texture space obtaining a coarse texture map. Taking this map as input, we use a UNet [56] to estimate the offsets of template vertices, which generates robust and smooth geometry. In the second stage, we apply LBS to the *deformed* template and perform the **second** texture unprojection. Notably, the deformed geometry better resembles the true surface and, thus, the texture map is more accurate with less artifacts and distortions. This improved map can then be used as a conditioning input to our second UNet [56] to estimate the Gaussian parameters. Moreover, we found that geometry deformations may negatively affect the Gaussian appearance when not handled well. Therefore, we introduce a Gaussian scale refinement where the template deformation guides the Gaussian scales.

Our core contributions can be summarized as follows:

- A double texture unprojection strategy that decouples geometry recovery and photorealistic human rendering.
- An image-conditioned template deformation module that fully utilizes multi-view image clues in texel space.
- A Gaussian scale refinement that mitigates the negative

impacts from geometric deformations to Gaussian scales. We compare our method against the prior state-of-the-art approaches on several benchmarks [20, 50, 93] and show that DUT quantitatively and qualitatively outperforms prior works. Importantly, as our entire approach only relies on time-efficient 2D CNNs, we achieve an end-to-end real-time performance on a single GPU.

2. Related Work

Template-based Performance Capture. Prior methods [1, 2, 12, 15, 72] assume a static 3D scan or a parametric model of the person is provided, i.e. a 3D template, which can act as a strong prior for the typically ill-posed performance capture task. This often results in improved performance and robustness compared to template-free methods. In the context of human capture, human templates are firstly used for marker-less motion capture [43, 69]. Later, researchers investigated how to update the template geometry and motion simultaneously from multi-view cameras [7, 55, 65], monocular cameras [15, 18, 84], or depth cameras [8, 82, 87, 88]. However, all these methods require expensive optimization and can easily fall into local minima. In this regard, DeepCap [19] was the first learning-based method for template-based human capture. It takes global image features to predict the skeletal motion and template deformation. DDC [20] further develops this idea to a motion-conditioned deformable avatar, widely used in animatable avatars [21, 33, 94]. Meanwhile, a series of neural implicit methods [16, 71, 74, 79] also deform canonical SDF fields with motion conditions. Although such learning-based methods generate more stable results and achieve better accuracy, the global motion feature inputs limit their generalization ability to novel motions. Conversely, we propose a novel image-conditioned template deformation, which takes local image features in texel space as input and outputs more robust and accurate template deformations.

Sparse-view Human Capture and Rendering. As a balance between high-quality dense-view camera rigs [5, 17, 60, 91], i.e., 6 or more cameras, and lightweight monocular setups [57, 58], sparse-view camera settings, i.e. 4 or less cameras, serve as a good compromise for human capture and rendering. Due to the highly under-constrained nature of sparse-view setups, early methods [62, 70] exploit silhouette information and feature correspondence to reconstruct the visual hull [46] or to deform a human template. Huang et al. [25] combine CNNs with visual hull to predict occupancy fields from pixel-aligned features. DeepMulti-Cap [92] extends this idea with additional parametric model features. Instead of occupancy values, a series of works estimates radiance fields [32], volumetric primitives [54], texture maps [61], or 3D Gaussians [34] for improved rendering quality. Others learn different priors [24, 66, 75, 86] for superior fine-tuning performance, while it takes min-

utes to hours to run them. In general, most of these works are far from real-time performance. In stark contrast, our method is real-time capable while also achieving photorealistic rendering quality as our formulation can be entirely implemented using lightweight 2D CNNs.

Real-time Human Capture and Rendering. Pioneering works [23, 29, 48] formulated real-time human capture as a motion capture and animation task, but their animatable character renderings often lack realism. With the aid of depth cameras, some approaches [9, 26, 49, 89] fuse RGBD information into sign distance fields [6] to dynamically update geometry and appearance. However, they are constrained by the shortcomings of depth cameras: high cost, low resolution, and lighting sensitivity. At the same time, such methods are sensitive to fast body motion. Monocular RGB methods [10, 18, 37] estimate the template deformation or variants of pixel-aligned implicit functions [57] for human reconstruction. They are consumer-friendly, but the result quality is far behind multi-view methods [54, 59, 61].

The most closely related works are real-time sparse-view methods [34, 54, 61] that learn rendering primitives in texel space. However, their method designs involve using a *single* unprojection or multi-scaffolds [53], which inherently limits their rendering quality, as geometry and appearance parameters are estimated jointly. Instead, we decompose the human capture to coarse geometry estimation and fine-grained appearance modeling. HoloChar [61] also decomposes geometry and appearance. However, their geometry model is only conditioned on the motion signals (and not on image inputs), thereby resulting in weak generalization to novel images and novel motions. Instead, we leverage image information at *all* stages, i.e. geometry recovery and appearance synthesis, thus, greatly improving robustness and accuracy. Moreover, compared to their single mesh representation, our Gaussian parameterization is capable of further learning fine-grained offsets.

3. Method

Our goal is to capture the personalized human geometry and produce photo-realistic renderings from sparse-view RGB videos in real time. During training, we assume a collection of dense-view videos with ground truth foreground segmentations [31, 41] and skeletal motions [68]. At inference, given segmented sparse-view (1 ~ 4) RGB videos of the subject and the corresponding skeletal motions, our method reconstructs the non-rigidly deforming geometry and renders photoreal free views, both, in real time (see also Fig. 2).

In the following, we first recap the background knowledge in Sec. 3.1. In Sec. 3.2, we propose a novel image-conditioned template deformation model, which first projects visual clues from input images into the texel space of a body template, and then learns the non-rigid surface deformation in texel space allowing to leverage efficient 2D

CNNs. With such deformed geometry, we perform a second unprojection to obtain a refined texture map, which better encodes the image information since projection artifacts caused by inaccurate geometry are significantly reduced. Now, our GauNet (Sec. 3.3) takes this refined texture map to predict the 3D Gaussian parameters in texture space, which can be rendered into images by first transforming them to global space and then splatting them into screen space.

3.1. Preliminaries

Body Template. A body template generally contains a base mesh paired with a skeleton. Given deformation parameters \mathcal{D} and motion parameters \mathcal{M} as inputs, we can non-rigidly deform the base mesh in the canonical pose and drive it to target pose through LBS [36]:

$$\mathbf{V}(\mathcal{M}, \mathcal{D}) = \mathbf{T}_{\text{LBS}}(\mathcal{M})\mathbf{T}_{\text{D}}(\mathcal{D}, \bar{\mathbf{V}}) \quad (1)$$

where $\bar{\mathbf{V}} \in \mathbb{R}^{N_V \times 3}$ denotes the vertices of the base mesh, the number of vertices is N_V , $T_{\text{LBS}}(\cdot)$ represents LBS transformation function that poses the vertices from the canonical to the world space, and $T_{\text{D}}(\cdot)$ is used to deform the base mesh (detailed in Sec. 3.2).

3D Gaussians. 3DGS marries the idea of point splatting [95] and point radiance [83] with a 3D Gaussian representation, which possesses the advantage of fast rasterization and realistic rendering. Each Gaussian is defined with a mean position \mathbf{p} and covariance matrix Σ

$$G(p) = e^{-\frac{1}{2}(x-\mathbf{p})^T \Sigma^{-1}(x-\mathbf{p})} \quad (2)$$

where x is the position in the Euclidean space, $\Sigma = \mathbf{R}\mathbf{S}\mathbf{S}^T\mathbf{R}^T$, $\mathbf{S} \in \mathcal{R}_+^3$ denotes the scale matrix, and $\mathbf{R} \in SO(3)$ is the rotation matrix. Each Gaussian can be parameterized as $\mathbf{G}_i = \{\mathbf{p}_i, \mathbf{h}_i, \mathbf{s}_i, \mathbf{r}_i, \alpha_i\}$, including 3D positions in world space, spherical harmonics, scaling, rotations, and opacity values, respectively. In the rendering phase, given the view matrix \mathbf{W} and the Jacobian of the affine approximation of the projective transformation, \mathbf{J} , the 2D covariance matrix Σ' is computed as $\Sigma' = \mathbf{J}\mathbf{W}\Sigma\mathbf{W}^T\mathbf{J}^T$. The color of each pixel is computed by alpha blending N sorted Gaussians, $\hat{C} = \sum_{n \in N} \mathbf{c}_n \alpha'_n \prod_{m=1}^{n-1} (1 - \alpha'_m)$, where $\mathbf{c}_n = \mathbf{H}(\mathbf{h}_n, \mathbf{W}, \mathbf{p}_n)$ denotes the color of Gaussian n . $\mathbf{H}(\cdot)$ converts spherical harmonics coefficients \mathbf{h} into RGB colors, and α'_n is the opacity value of Gaussians in 2D.

3.2. Image-conditioned Surface Deformation

In this stage, we decouple geometry recovery from appearance synthesis and focus on how to obtain better coarse geometry from sparse-view images while maintaining fast inference speed. Previous template-based methods predict body deformations using global image features [19] or motion-only features [20, 61]. This is either not robust to out-of-distribution data or completely ignores relevant information provided in the sparse view images. Motivated

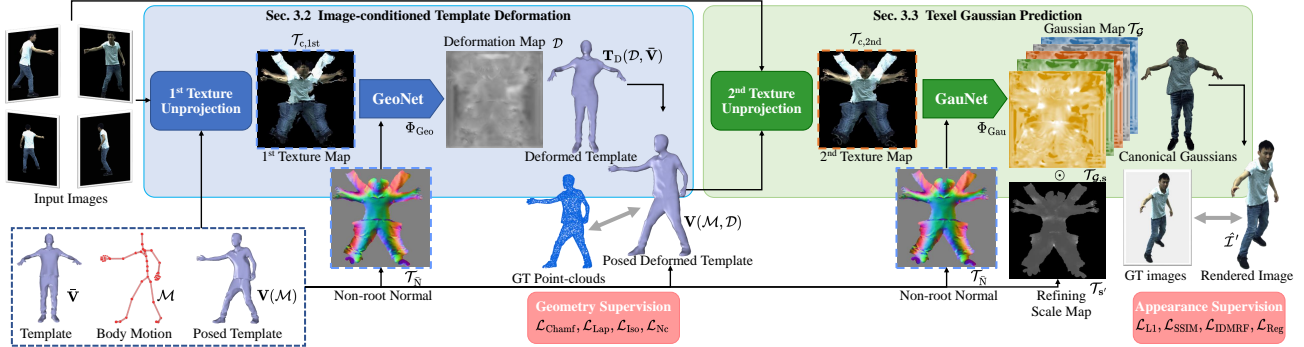


Figure 2. **Overview of DUT.** Given sparse-view images and respective motion, DUT predicts coarse template geometry and fine-grained 3D Gaussians. We first unproject images onto the posed template to obtain a texture map, which is fed into GeoNet to estimate deformations of the template in canonical pose. We then unproject images again onto the posed and deformed template to obtain a less-distorted texture map, which serves as input to our GauNet estimating 3D Gaussian parameters and undergoes scale refinement before splatting.

by texel-aligned feature methods [34, 54], we fully exploit image clues to guide the template deformation in the texel space. To bridge the gap between multi-view 2D images and the 3D human template, we perform a texture unprojection mapping image pixels into texel space. Then, the obtained texture map can serve as input to 2D CNNs [38] for efficient and effective deformation learning.

Texture Unprojection. Unprojection is the inverse operation of camera’s perspective projection, which unprojects pixels from the 2D images back into the 3D space. In the context of human performance capture, unprojection can be interpreted as mapping the 2D pixels to human geometry defined as a *skinned and posed template*. With the UV mapping [22], unprojected pixels are further mapped to the texture map \mathcal{T}_c . To fuse information across views while also taking geometry visibility into account, we compute a texel visibility map [54, 61]

$$\mathcal{T}_v^i = \mathcal{T}_v^{\text{angle},i} \wedge \mathcal{T}_v^{\text{depth},i} \wedge \mathcal{T}_v^{\text{mask},i} \quad (3)$$

based on normal difference, depth difference, and segmentation masks for each camera view i (see also supplemental document).

The final texture

$$\mathcal{T}_c = \begin{cases} \sum_i (\mathcal{T}_c^{\text{part},i} \odot \mathcal{T}_v^i) / \sum_i \mathcal{T}_v^i, & \text{if } \sum_i \mathcal{T}_v^i \neq 0 \\ 0, & \text{otherwise} \end{cases} \quad (4)$$

is obtained by fusing partial textures $\mathcal{T}_c^{\text{part},i}$ across views.

Deformation Learning. By unprojecting textures onto the posed, but not deformed, body template, we obtain a heavily distorted texture map $\mathcal{T}_{c,1st}$, where image pixels are mapped to wrong texel positions on the texture map. This is caused by geometric errors between the posed template and the real human surface. However, $\mathcal{T}_{c,1st}$ still contains relevant information concerning the deformation state of the surface and we found it is sufficient to learn *coarse* deformations. Thus, we propose to train a geometry network, GeoNet Φ_{Geo} , which takes the texture map $\mathcal{T}_{c,1st}$ and normal map

\mathcal{T}_N of the posed template but without root rotation as inputs and outputs deformation parameters. Unlike motion-conditioned methods [20, 61], our image features mitigate the one-to-many mapping issue [42], while the normal features provide additional information to ensure smoothness.

Previous approaches [19, 20, 71] model cloth deformations with embedded graph deformations [64] and vertex displacements. In the pursuit of efficiency, we treat the deformations as vertex displacements upon the human template \bar{V} in canonical pose. Our GeoNet Φ_{Geo} learns the deformation maps \mathcal{D} relative to body surface \bar{V} :

$$\Phi_{Geo}(\mathcal{T}_{c,1st}, \mathcal{T}_N) = \mathcal{D} \quad (5)$$

$$\mathbf{T}_D(\mathcal{D}, \bar{V}) = (\pi_{uv}(\bar{V}, \mathcal{D}) + \bar{V}) \quad (6)$$

where $\pi_{uv}(\bar{V}, \mathcal{D})$ indexes the mesh vertices in the UV deformation map \mathcal{D} . We then use Eq. 1 and motion \mathcal{M} to pose the deformed geometry into world space geometry $\mathbf{V}(\mathcal{M}, \mathcal{D})$.

Supervision. We apply Chamfer distance against ground truth point-clouds (reconstructed by NeuS2 [77]) to supervise the training of Φ_{Geo} . To reduce geometry artifacts, we also add a Laplacian loss [73], isometry loss, and normal consistency loss to regularize surface deformation

$$\mathcal{L}_{Geo} = \mathcal{L}_{Chamf} + \lambda_{Lap} \mathcal{L}_{Lap} + \lambda_{Iso} \mathcal{L}_{Iso} + \lambda_{Nc} \mathcal{L}_{Nc} \quad (7)$$

where we set $\lambda_{Lap} = 1.0$, $\lambda_{Iso} = 0.1$, $\lambda_{Nc} = 0.001$ in our experiments. For templates with hands, we set $\lambda_{Iso} = 0.5$ to preserve the structure of hands.

3.3. Gaussian Appearance Prediction

With GeoNet, we can capture a coarse geometry of the human, which approximately aligns with the body surface but it lacks detailed geometry and appearance. To recover the fine-grained human details, we adopt 3D Gaussians [30] as rendering primitives, due to their ability to model realistic colors, geometry displacements, and the support for fast rasterization. Meanwhile, having coarse geometry from the

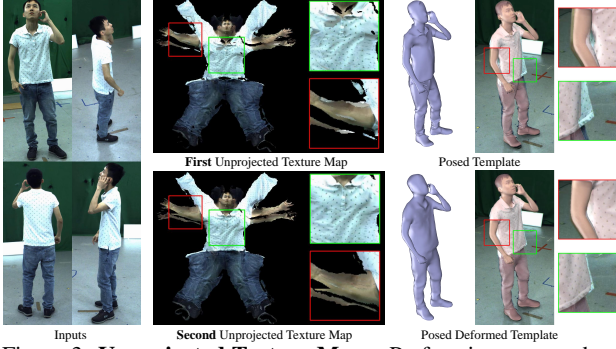


Figure 3. **Unprojected Texture Maps.** Performing a second texture unprojection using the deformed template leads to less ghosting artifacts and better geometric alignment.

previous stage significantly improves the rendering quality of the learned Gaussians as we outline in the following.

Inspired by previous methods [34, 39, 50] that use normal maps, position maps, or partial texture maps to estimate 3D Gaussians, we propose GauNet Φ_{Gau} , which converts texture and normal maps into 3D Gaussian parameters $\{\mathcal{G}_i, i \in [1, N_G]\}$ in texel space, where each texel corresponds to a Gaussian. Different from the position \mathbf{p}_i of the original Gaussian \mathbf{G}_i , we estimate 3D displacements \mathbf{d}_i to the canonical *deformed* template defined in Eq. 6. In total, the network estimates the parameters $\mathcal{G}_i = \{\mathbf{d}_i, \mathbf{h}_i, \mathbf{s}_i, \mathbf{r}_i, \alpha_i\}$ for each texel. As discussed, if the coarse geometry is inaccurate, the unprojected texture will be severely distorted. Directly estimating Gaussians from such geometry and unprojected texture is not effective, as the coarse geometry and Gaussian parameters are coupled. In stark contrast to previous methods [34, 54, 61], we conduct texture unprojection *again* to obtain a less distorted texture map $\mathcal{T}_{c,2nd}$, where image pixels are unprojected onto the *posed* and *deformed* template from stage 1. In this way, we relieve the burden of GauNet from learning large vertex displacements to learning small displacements. Moreover, the predicted color \mathbf{c}_i has a stronger relation to the color inputs (see also Fig. 3). The prediction of Gaussian maps $\mathcal{T}_{\mathcal{G}}$ can be formulated as:

$$\mathcal{T}_{\mathcal{G}} = \Phi_{\text{Gau}}(\mathcal{T}_{c,2nd}, \mathcal{T}_{\bar{N}}) \quad (8)$$

$$\mathbf{G} = \mathcal{T}_{\mathcal{G}}[\mathcal{M}_{\mathcal{G}}] \quad (9)$$

$\mathcal{M}_{\mathcal{G}}$ is a fixed mask map of valid Gaussians in texel space. $[\cdot]$ is the index operation. We will omit $\mathcal{M}_{\mathcal{G}}$ for readability.

To pose the Gaussians from canonical pose space to the world space, we render the LBS transformations map \mathcal{T}_{LBS} and the deformed base geometry map $\mathcal{T}_{\mathcal{T}_D(\mathcal{D}, \bar{\mathbf{V}})}$ for each motion \mathcal{M} . Given camera’s view matrix \mathbf{W} and the Gaussian renderer R , we render a novel view $\hat{\mathcal{I}}$ as:

$$\mathbf{p} = \mathcal{T}_{\text{LBS}}(\mathcal{T}_{\mathcal{G},\mathbf{d}} + \mathcal{T}_{\mathcal{T}_D(\mathcal{D}, \bar{\mathbf{V}})}) \quad (10)$$

$$\mathbf{r} = \mathcal{T}_{\text{LBS}}\mathcal{T}_{\mathcal{G},\mathbf{r}} \quad (11)$$

$$\hat{\mathcal{I}} = R(\mathbf{W}, \mathbf{G}(\mathbf{p}, \mathbf{h}, \mathbf{s}, \mathbf{r}, \alpha)) \quad (12)$$

where $\mathcal{T}_{\mathcal{G},\chi}$ denotes the features χ of $\mathcal{T}_{\mathcal{G}}$, χ is one of features $\{\mathbf{d}, \mathbf{h}, \mathbf{s}, \mathbf{r}, \alpha\}$, i.e. $\mathbf{h} = \mathcal{T}_{\mathcal{G},\mathbf{h}}$, $\mathbf{s} = \mathcal{T}_{\mathcal{G},\mathbf{s}}$, and $\alpha = \mathcal{T}_{\mathcal{G},\alpha}$.

Gaussian Scale Refinement. Though the above prediction and rendering process already achieves impressive rendering results, it could produce noticeable scale-related artifacts at certain body poses. We found this is due to the fact that, for some body motions, LBS can induce significantly scale changes, i.e. triangles are significantly stretched, on the human body, which makes it hard for Φ_{Gau} to learn appropriate scales. Thus, we introduce a Gaussian scale refinement to refine the scale parameters of the Gaussians explicitly. Specifically, we compute the refining scales based on the scaling ratios from posed template to canonical template for all nearby edges, and select the maximum ratios as the refining scales. We also clamp refining scales to ensure them being equal to or greater than 1.0, since decreasing scales has the risk of vanishing gradients. The refining scales can be computed as

$$s'_i = \max(\max(\{s'_{i,j}, j \in \mathcal{E}_i\}), 1.0), i \in [1, N_V], \quad (13)$$

where \mathcal{E}_i is the edge set of vertex i , $s'_{i,j}$ is the scaling ratio of the edge j of vertex i . We also render refining scales s' in to refining scale map $\mathcal{T}_{s'}$. The refined scales and rendering can be represented as:

$$s' = \mathcal{T}_{s'} \odot \mathcal{T}_{\mathcal{G},s} \quad (14)$$

$$\hat{\mathcal{I}}' = R(\mathbf{W}, \mathbf{G}(\mathbf{p}, \mathbf{c}, s', \mathbf{r}, \alpha)) \quad (15)$$

Supervision. The supervision of GauNet involves an L1 loss, an SSIM loss [78], and an IDMRF loss [76] for image reconstruction as well as a geometric regularization loss:

$$\mathcal{L}_{\text{Gau}} = \mathcal{L}_{\text{L1}} + \lambda_{\text{SSIM}}\mathcal{L}_{\text{SSIM}} + \lambda_{\text{IDMRF}}\mathcal{L}_{\text{IDMRF}} + \lambda_{\text{Reg}}\mathcal{L}_{\text{Reg}} \quad (16)$$

where we set $\lambda_{\text{SSIM}} = 0.1$, $\lambda_{\text{IDMRF}} = 0.01$ and $\lambda_{\text{Reg}} = 0.005$ in all our experiments with $\mathcal{L}_{\text{Reg}} = \|\mathcal{T}_{\mathcal{G},\mathbf{d}}\|_2^2$. For large Gaussian texture map, we set $\lambda_{\text{Reg}} = 0.01$.

4. Results

Implementation Details. In stage I, we set the texture size to 256 and train Φ_{Geo} for 150k steps using AdamW [45] with a batch size of 1 and a learning rate of $2e-4$. For Φ_{Gau} in stage II, we follow ASH [50] having 15k warmup steps and train till 680k steps on 1K resolution images. Afterwards, we finetune the network on 4K images till 1.97M total steps. We use AdamW [45] with a batch size of 1 and a learning rate of $1e-4$ and decrease the learning rate to $1e-5$ during step 650k to 680k and 1.9M to 1.97M. The texture size is 256 for ‘Ours’ and 512 for ‘Ours-Large’. For runtime measurements, we use a PC with a single RTX3090 GPU and an Intel i9-10900X CPU. Please refer to the supplementary material for more details.



Figure 4. **Qualitative Results.** Here, we demonstrate novel-view rendering results on novel poses at 4K or full resolutions. Note that DUT faithfully captures cloth wrinkles, body details on hands and faces. Besides, it is robust to diverse poses and self occlusions.



Figure 5. **Qualitative Comparison.** Given sparse-view images with novel poses, our method captures sharper and more faithful appearance details including facial expressions, hand gestures, and cloth wrinkles at 4K or full resolution, compared to prior works, i.e. GHG [34], HoloChar [61], DVA [54], and ENeRF [40]. Notably, our method is also faster than previous methods.

Datasets. We perform experiments on subjects from DynaCap [20], ASH [50], and THuman4.0 [93], which offer dense-view video sequences, human templates, and corresponding body motions. For S2618 from THuman4.0, we use the deformed SMPL model [44] as the human template. To examine the performance on out-of-distribution motions, we collect a subject with dense-view cameras.

Qualitative Results. Fig. 4 demonstrates the qualitative results of our method on testing sequences. Our method achieves high-fidelity novel-view renderings of humans at 4K resolution, while it faithfully recovers human geometry and appearance details for diverse subjects and motions.

Evaluation Protocol. For comparisons, we train all baseline methods and variants of our method on the respective training frames and views. For S3 and S22, we sample every 10th frame using both 1K and 4K resolution. For S2618 from THuman4.0 [93], we include condition views for supervision and set a frame sampling rate of 3, due to its limited camera number and frame number. In the ablations, we train all variants at 4K resolution. We compute metrics




Figure 6. **Qualitative Comparison.** Compared to HoloChar [61], our method successfully generalizes to out-of-distribution (OOD) motions, e.g. long standing jump.

on every 10th frame of the testing sequences on four isolated testing views. In terms of geometry, we report Chamfer distance (CD), surface regularity (SR) [14], and self-intersection (SI) [27] to evaluate the accuracy and smoothness of the recovered geometry. For renderings, we report PSNR, SSIM [78], and LPIPS [90] to evaluate photometric consistency, structure similarity, and perceptual quality.

Method	PSNR \uparrow	SSIM \uparrow	LPIPS \downarrow	PSNR \uparrow	SSIM \uparrow	LPIPS \downarrow
	S3 - 1K			S3 - 4K		
ENeRF [40]	30.7611	0.8702	0.0943	28.7297	0.8462	0.1590
DVA [54]	31.3487	0.8770	0.0910	29.3681	0.8503	0.1655
HoloChar [61]	30.7795	0.8814	0.0841	28.9313	0.8620	0.1549
GHG [34]	31.4086	0.8840	0.0907	29.2304	0.8537	0.1551
Ours	32.8897	0.9057	0.0612	29.8369	0.8662	0.1389
Ours-Large	33.1960	0.9113	0.0560	30.0311	0.8722	0.1322
S22 - 1K			S22 - 4K			
ENeRF [40]	32.7524	0.8721	0.0853	30.2329	0.8325	0.1703
DVA [54]	33.7842	0.8887	0.0664	31.2019	0.8448	0.1711
HoloChar [61]	32.2055	0.8850	0.0775	30.1391	0.8533	0.1691
GHG [34]	33.3187	0.8847	0.0846	30.8346	0.8448	0.1675
Ours	34.1119	0.9066	0.0568	30.6427	0.8480	0.1387
Ours-Large	34.2425	0.9113	0.0531	30.8126	0.8565	0.1290
S2618 - Half Res			S2618 - Full Res			
ENeRF [40]	29.6588	0.8761	0.0989	27.6079	0.8439	0.1537
DVA [54]	30.8135	0.8917	0.0774	29.2767	0.8611	0.1295
HoloChar [61]	28.3811	0.8722	0.1132	28.1441	0.8666	0.1602
GHG [34]	29.6830	0.8831	0.1059	28.4991	0.8597	0.1587
Ours	31.2413	0.9101	0.0747	29.3799	0.8719	0.1355
Ours-Large	31.5920	0.9179	0.0678	29.6887	0.8815	0.1235

Table 1. **Quantitative Comparison.** We evaluate our approach on 3 subjects, i.e. S3 [20], S22 [50], and S2618 [93] in terms of rendering quality and consistently outperform prior works for both variants of our method, i.e., *Ours* and *Ours-Large*.

4.1. Comparison

Competing Methods. We compare our method to state-of-the-art sparse-view human rendering approaches that have fast or real-time inference speed. DVA [54] and HoloChar [61] are designed for real-time holoporation, where they estimate volumetric primitives [54] or neural texture maps [61] from unprojected texture maps. Differently, DVA learns geometry and rendering parameters jointly, while HoloChar firstly estimate a coarse template deformation from motion signals only and then learns textures without updating the geometry. GHG [34] is a fast and generalizable human rendering method, which predicts 3D Gaussians from unprojected textures on multi-scaffolds. ENeRF [40] is a real-time generalizable neural rendering method for general scenes. It uses cascade cost volumes to accelerate point sampling for volumetric renderings.

Comparison. We show detailed qualitative and quantitative comparisons to competing methods in Fig. 5 and Tab. 1. ENeRF [40] relies on small camera baselines for effective feature matching, which is not feasible under the challenging sparse-view setup. Thus, it generates severe artifacts and performs significantly worse than our proposed approach. GHG [34] neglects the coarse template geometry estimation via predicting 3D Gaussians on multiple shell maps around the base template. Such multi-level representation has noticeable artifacts on body and face. DVA [54] jointly learns the deformation and appearance parameters of volumetric primitives. Their coupling of geometry and

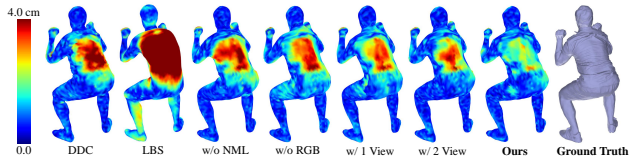


Figure 7. **Qualitative Ablation.** Here, we compare the performance of our design choices and of baseline methods, DDC [20] and LBS [36], in terms of template deformations. Our full model, using, both, RGB and normal features, achieves better accuracy.

Methods	Backbone	Tex Res	CD \downarrow	SR \downarrow	SI \downarrow
DDC	GCN	-	1.173	0.388	1.162
LBS	-	-	2.117	0.236	0.768
w/o RGB	CNN	256	1.150	0.360	0.895
w/o NML	CNN	256	1.117	0.387	0.869
w/ 1 View	CNN	256	1.109	0.356	0.822
w/ 2 View	CNN	256	1.096	0.365	0.881
Ours	CNN	256	1.070	0.374	0.810

Table 2. **Quantitative Ablation.** Here, we study the influence of image features, normal features, number of views, and network architectures on the template deformation. Our full model with, both, sparse-view image clues and normal features achieves better accuracy while maintaining a smooth geometry.

Methods	Tex Res	PSNR \uparrow	SSIM \uparrow	LPIPS \downarrow
w/ 0 View	256	25.1546	0.7874	0.1848
w/ 1 View	256	27.9061	0.8340	0.1579
w/ 2 View	256	29.3016	0.8568	0.1436
w/ 'w/o RGB Geo'	256	29.7097	0.8638	0.1402
w/ 'w/o NML Geo'	256	29.6742	0.8640	0.1397
w/o DU	256	29.4185	0.8543	0.1452
w/o GSR	256	29.8102	0.8657	0.1390
Ours	256	29.8369	0.8662	0.1389
Ours-Large	512	30.0311	0.8722	0.1322

Table 3. **Quantitative Ablation.** We evaluate how the proposed components, number of views, template differences and texture resolutions affect the appearance module’s performance at 4K resolution. The “Double Unprojection” (DU) and “Gaussian Scale Refinement” (GSR) contribute to the final results in our full model.

appearance learning makes it hard to capture shaper details. HoloChar [61] has a motion-conditioned deformable template as coarse geometry. However, they do not refine the template when learning neural textures, leading to misalignment between predicted wrinkles and real images. Besides, the neural textures are less effective for rendering 4K images. In contrast, our method faithfully captures hands, face, and cloth wrinkles achieving consistently better visually results. Regarding SSIM and LPIPS, there is a clear improvement between our method and baseline methods, which confirms that our method produces more accurate and faithful renderings.

Comparison on Out-of-Distribution Motions. We compare our method with HoloChar [61] on completely out-of-distribution (OOD) motions to evaluate their robustness. Thanks to the design of our image-condition template mod-




Figure 8. **Qualitative Ablation.** We evaluate the design choices of texel Gaussian prediction module. Compared to baseline variants, our full method generates better visual results. Ours-Large achieves even better performance, at the cost of slower inference speed.

ule, our method robustly captures geometry and appearance on OOD motions (Fig. 6). Since HoloChar solely relies on motion conditions, it is less robust to OOD motions. This is also quantitatively confirmed as our method achieves a PSNR score of **32.64** compared to 30.22 for HoloChar.

4.2. Ablation Studies

Image-conditioned Template Deformation. In Fig. 7 and Tab. 2, we perform an ablation study on the geometry module and investigate the influence of input features, view numbers, and network architectures. The naive baseline ‘LBS’ removes the deformation on the template. While skinning-based deformation is smoother, it cannot recover the true geometry, confirming the need for our deformation network. DDC [20] and ‘w/o RGB’, both, only take normal features as inputs. Again, we find our design, i.e. using image conditioning, to perform superior compared to these baselines. Only providing RGB features instead, referred to as ‘w/o NML’, outputs higher accuracy than ‘w/o RGB’ but the surface is less smooth. Our full method achieves best capture accuracy while also maintaining a smooth and regular surface. Besides, we can witness a gradual performance drop when reducing the number of input views.

Texel Gaussian Prediction. As shown in Fig. 8, our method with Gaussian scale refinement produces less stripes-like artifacts compared to ‘w/o GSR’. Without double unprojection, the appearance module will struggle to capture high-frequency details, i.e., wrinkles on the arm. If we remove RGB inputs in, both, our geometry module and our appearance module, referred to as ‘w/o View’, our method effectively turns into an animatable avatar method. However, it loses the ability to faithfully reproduce the true appearance and geometry as this is a common limitation for animatable approaches. If we increase the resolution of the Gaussian texture map from 256 to 512, our method obtains even higher fidelity renderings at the cost of reduced inference speed. The quantitative results in Tab. 3 further confirm the contributions of our design choices. When using slightly worse geometry from ‘w/ ‘w/o RGB Geo’ and ‘w/ ‘w/o NML Geo’’, we can find rendering quality drops, which fits to our hypothesis that better deformed geometry will contribute to better rendering quality. Notably, more in-

put views obtain better performance, and ‘w/ 2 View’ (front and back) is quality-wise closest to our four-view setting as with two views one can observe most of the body parts.

Runtime. In Fig. 1, we show runtime comparisons between our method and competing approaches on 1K and 4K resolutions. *With a single RTX3090 GPU*, our method delivers superior rendering quality at a significantly faster runtime. Notably, our method is three times faster than the prior state of the art HoloChar [61]. We refer to the supplementary material for detailed runtime analysis of individual modules.

5. Discussion

Limitations. Although the proposed method, DUT, achieves unprecedented rendering quality, speed, and robustness for sparse human capture and free-view rendering, there are remaining challenges opening up directions for future work. First, our method cannot handle extremely loose cloth, like skirts. Here, recent advances in cloth simulation [13, 28] combined with our rendering paradigm might be a promising solution. Second, our model relies on reasonable motion capture results as inputs. Here, deeply entangling the motion capture component with the rendering task can offer a potential solution. Third, the deformation model relies on scans or point-clouds for supervision, which require time-consuming per-frame reconstruction. Involving silhouette supervision [20] or foundational depth priors [85] may alleviate the need for this step.

Conclusion. Creating immersive and photorealistic renderings of real humans from sparse sensing data is of enormous importance as it has the potential to revolutionize the way of remote communication. In this work, we take a step towards high-performance, robust, and photoreal human rendering from sparse inputs, which clearly outperforms the previous state of the art in all aspects. At the core, our design deeply disentangles coarse geometric deformation and appearance prediction in a two stage process, which entirely operates in 2D texture space such that efficient parameter regression is possible at every stage. For the future, we envision capturing more complex type of apparels, integrating motion estimation as part of the task, and reducing dense camera setups for training to solely sparse camera configurations.

References

- [1] Dragomir Anguelov, Praveen Srinivasan, Daphne Koller, Sebastian Thrun, Jim Rodgers, and James Davis. Scape: shape completion and animation of people. In ACM SIGGRAPH 2005 Papers, pages 408–416. 2005. [2](#)
- [2] Federica Bogo, Michael J Black, Matthew Loper, and Javier Romero. Detailed full-body reconstructions of moving people from monocular rgb-d sequences. In Proceedings of the IEEE international conference on computer vision, pages 2300–2308, 2015. [2](#)
- [3] Gunilla Borgfors. Distance transformations in digital images. Computer vision, graphics, and image processing, 34(3):344–371, 1986. [15](#)
- [4] Jianchun Chen, Jian Wang, Yinda Zhang, Rohit Pandey, Thabo Beeler, Marc Habermann, and Christian Theobalt. Egoavatar: Egocentric view-driven and photorealistic full-body avatars. In SIGGRAPH Asia 2024 Conference Papers, pages 1–11, 2024. [14](#)
- [5] Alvaro Collet, Ming Chuang, Pat Sweeney, Don Gillett, Dennis Evseev, David Calabrese, Hugues Hoppe, Adam Kirk, and Steve Sullivan. High-quality streamable free-viewpoint video. ACM Transactions on Graphics (ToG), 34(4):1–13, 2015. [1](#), [2](#)
- [6] Brian Curless and Marc Levoy. A volumetric method for building complex models from range images. In Proceedings of the 23rd annual conference on Computer graphics and interactive techniques, pages 303–312, 1996. [3](#)
- [7] Edilson De Aguiar, Carsten Stoll, Christian Theobalt, Naveed Ahmed, Hans-Peter Seidel, and Sebastian Thrun. Performance capture from sparse multi-view video. In ACM SIGGRAPH 2008 papers, pages 1–10. 2008. [2](#)
- [8] Mingsong Dou, Sameh Khamis, Yury Degtyarev, Philip Davidson, Sean Ryan Fanello, Adarsh Kowdle, Sergio Orts Escolano, Christoph Rhemann, David Kim, Jonathan Taylor, et al. Fusion4d: Real-time performance capture of challenging scenes. ACM Transactions on Graphics (ToG), 35(4):1–13, 2016. [2](#)
- [9] Mingsong Dou, Philip Davidson, Sean Ryan Fanello, Sameh Khamis, Adarsh Kowdle, Christoph Rhemann, Vladimir Tankovich, and Shahram Izadi. Motion2fusion: Real-time volumetric performance capture. ACM Transactions on Graphics (ToG), 36(6):1–16, 2017. [3](#)
- [10] Qiao Feng, Yebin Liu, Yu-Kun Lai, Jingyu Yang, and Kun Li. Fof: Learning fourier occupancy field for monocular real-time human reconstruction. Advances in Neural Information Processing Systems, 35:7397–7409, 2022. [3](#)
- [11] Yao Feng, Jinlong Yang, Marc Pollefeys, Michael J Black, and Timo Bolkart. Capturing and animation of body and clothing from monocular video. In SIGGRAPH Asia 2022 Conference Papers, pages 1–9, 2022. [14](#)
- [12] Juergen Gall, Carsten Stoll, Edilson De Aguiar, Christian Theobalt, Bodo Rosenhahn, and Hans-Peter Seidel. Motion capture using joint skeleton tracking and surface estimation. In 2009 IEEE Conference on Computer Vision and Pattern Recognition, pages 1746–1753. Ieee, 2009. [2](#)
- [13] Artur Grigorev, Bernhard Thomaszewski, Michael J. Black, and Otmar Hilliges. HOOD: Hierarchical graphs for generalized modelling of clothing dynamics. 2023. [8](#)
- [14] Benoit Guillard, Marc Habermann, Christian Theobalt, and Pascal Fua. A latent implicit 3d shape model for multiple levels of detail. arXiv preprint arXiv:2409.06231, 2024. [6](#)
- [15] Chen Guo, Xu Chen, Jie Song, and Otmar Hilliges. Human performance capture from monocular video in the wild. In 2021 International Conference on 3D Vision (3DV), pages 889–898. IEEE, 2021. [2](#)
- [16] Chen Guo, Tianjian Jiang, Xu Chen, Jie Song, and Otmar Hilliges. Vid2avatar: 3d avatar reconstruction from videos in the wild via self-supervised scene decomposition. In Proceedings of the IEEE/CVF Conference on Computer Vision and Pattern Recognition, pages 12858–12868, 2023. [2](#)
- [17] Kaiwen Guo, Peter Lincoln, Philip Davidson, Jay Busch, Xueming Yu, Matt Whalen, Geoff Harvey, Sergio Orts-Escolano, Rohit Pandey, Jason Dourgarian, et al. The relightables: Volumetric performance capture of humans with realistic relighting. ACM Transactions on Graphics (ToG), 38(6):1–19, 2019. [1](#), [2](#)
- [18] Marc Habermann, Weipeng Xu, Michael Zollhoefer, Gerard Pons-Moll, and Christian Theobalt. Livecap: Real-time human performance capture from monocular video. ACM Transactions On Graphics (TOG), 38(2):1–17, 2019. [2](#), [3](#)
- [19] Marc Habermann, Weipeng Xu, Michael Zollhoefer, Gerard Pons-Moll, and Christian Theobalt. Deepcap: Monocular human performance capture using weak supervision. In IEEE Conference on Computer Vision and Pattern Recognition (CVPR). IEEE, 2020. [2](#), [3](#), [4](#)
- [20] Marc Habermann, Lingjie Liu, Weipeng Xu, Michael Zollhoefer, Gerard Pons-Moll, and Christian Theobalt. Real-time deep dynamic characters. ACM Transactions on Graphics (ToG), 40(4):1–16, 2021. [2](#), [3](#), [4](#), [6](#), [7](#), [8](#), [15](#)
- [21] Marc Habermann, Lingjie Liu, Weipeng Xu, Gerard Pons-Moll, Michael Zollhoefer, and Christian Theobalt. Hd-humans: A hybrid approach for high-fidelity digital humans. Proceedings of the ACM on Computer Graphics and Interactive Techniques, 6(3):1–23, 2023. [2](#)
- [22] Paul S Heckbert. Survey of texture mapping. IEEE computer graphics and applications, 6(11):56–67, 1986. [4](#)
- [23] Thanarat Horprasert, Ismail Haritaoglu, Christopher Wren, David Harwood, Larry Davis, and Alex Pentland. Real-time 3d motion capture. In Second workshop on perceptual interfaces. Citeseer, 1998. [3](#)
- [24] Yangyi Huang, Hongwei Yi, Yuliang Xiu, Tingting Liao, Jiayang Tang, Deng Cai, and Justus Thies. Tech: Text-guided reconstruction of lifelike clothed humans. In 2024 International Conference on 3D Vision (3DV), pages 1531–1542. IEEE, 2024. [2](#)
- [25] Zeng Huang, Tianye Li, Weikai Chen, Yajie Zhao, Jun Xing, Chloe LeGendre, Linjie Luo, Chongyang Ma, and Hao Li. Deep volumetric video from very sparse multi-view performance capture. In Proceedings of the European Conference on Computer Vision (ECCV), pages 336–354, 2018. [2](#)
- [26] Yuheng Jiang, Suyi Jiang, Guoxing Sun, Zhuo Su, Kaiwen Guo, Minye Wu, Jingyi Yu, and Lan Xu. Neuralhofu-

- sion: Neural volumetric rendering under human-object interactions. In Proceedings of the IEEE/CVF Conference on Computer Vision and Pattern Recognition, pages 6155–6165, 2022. [3](#)
- [27] Wonhyung Jung, Hayong Shin, and Byoung K Choi. Self-intersection removal in triangular mesh offsetting. Computer-Aided Design and Applications, 1(1-4):477–484, 2004. [6](#)
- [28] Navami Kairanda, Marc Habermann, Christian Theobalt, and Vladislav Golyanik. Neuralclothsim: Neural deformation fields meet the thin shell theory. In Neural Information Processing Systems (NeurIPS), 2024. [8](#)
- [29] Prem Kalra, Nadia Magnenat-Thalmann, Laurent Moccozet, Gael Sannier, Amaury Aubel, and Daniel Thalmann. Real-time animation of realistic virtual humans. IEEE Computer Graphics and Applications, 18(5):42–56, 1998. [3](#)
- [30] Bernhard Kerbl, Georgios Kopanas, Thomas Leimkühler, and George Drettakis. 3d gaussian splatting for real-time radiance field rendering. ACM Trans. Graph., 42(4):139–1, 2023. [4](#)
- [31] Alexander Kirillov, Eric Mintun, Nikhila Ravi, Hanzi Mao, Chloe Rolland, Laura Gustafson, Tete Xiao, Spencer Whitehead, Alexander C. Berg, Wan-Yen Lo, Piotr Dollár, and Ross Girshick. Segment anything. arXiv:2304.02643, 2023. [3](#)
- [32] Youngjoong Kwon, Dahun Kim, Duygu Ceylan, and Henry Fuchs. Neural human performer: Learning generalizable radiance fields for human performance rendering. Advances in Neural Information Processing Systems, 34:24741–24752, 2021. [2](#)
- [33] Youngjoong Kwon, Lingjie Liu, Henry Fuchs, Marc Habermann, and Christian Theobalt. Deliffas: Deformable light fields for fast avatar synthesis. Advances in Neural Information Processing Systems, 2023. [2](#)
- [34] Youngjoong Kwon, Baole Fang, Yixing Lu, Haoye Dong, Cheng Zhang, Francisco Vicente Carrasco, Albert Mosella-Montoro, Jianjin Xu, Shingo Takagi, Daeil Kim, et al. Generalizable human gaussians for sparse view synthesis. ECCV, 2024. [1](#), [2](#), [3](#), [4](#), [5](#), [6](#), [7](#), [13](#), [14](#), [15](#), [16](#)
- [35] Samuli Laine, Janne Hellsten, Tero Karras, Yeongho Seol, Jaakko Lehtinen, and Timo Aila. Modular primitives for high-performance differentiable rendering. ACM Transactions on Graphics, 39(6), 2020. [14](#)
- [36] JP Lewis, Matt Cordner, and Nickson Fong. Pose space deformation: a unified approach to shape interpolation and skeleton-driven deformation. In Proceedings of the 27th annual conference on Computer graphics and interactive techniques, pages 165–172, 2000. [2](#), [3](#), [7](#)
- [37] Ruilong Li, Yuliang Xiu, Shunsuke Saito, Zeng Huang, Kyle Olszewski, and Hao Li. Monocular real-time volumetric performance capture. In Computer Vision–ECCV 2020: 16th European Conference, Glasgow, UK, August 23–28, 2020, Proceedings, Part XXIII 16, pages 49–67. Springer, 2020. [3](#)
- [38] Zewen Li, Fan Liu, Wenjie Yang, Shouheng Peng, and Jun Zhou. A survey of convolutional neural networks: analysis, applications, and prospects. IEEE transactions on neural networks and learning systems, 33(12):6999–7019, 2021. [4](#)
- [39] Zhe Li, Zerong Zheng, Lizhen Wang, and Yebin Liu. Animatable gaussians: Learning pose-dependent gaussian maps for high-fidelity human avatar modeling. In Proceedings of the IEEE/CVF Conference on Computer Vision and Pattern Recognition, pages 19711–19722, 2024. [5](#)
- [40] Haotong Lin, Sida Peng, Zhen Xu, Yunzhi Yan, Qing Shuai, Hujun Bao, and Xiaowei Zhou. Efficient neural radiance fields for interactive free-viewpoint video. In SIGGRAPH Asia Conference Proceedings, 2022. [1](#), [6](#), [7](#), [15](#), [16](#)
- [41] Shanchuan Lin, Andrey Ryabtsev, Soumyadip Sengupta, Brian L Curless, Steven M Seitz, and Ira Kemelmacher-Shlizerman. Real-time high-resolution background matting. In Proceedings of the IEEE/CVF Conference on Computer Vision and Pattern Recognition, pages 8762–8771, 2021. [3](#)
- [42] Lingjie Liu, Marc Habermann, Viktor Rudnev, Kripasindhu Sarkar, Jiatao Gu, and Christian Theobalt. Neural actor: Neural free-view synthesis of human actors with pose control. ACM Trans. Graph.(ACM SIGGRAPH Asia), 2021. [4](#)
- [43] Yebin Liu, Carsten Stoll, Juergen Gall, Hans-Peter Seidel, and Christian Theobalt. Markerless motion capture of interacting characters using multi-view image segmentation. In CVPR 2011, pages 1249–1256. Ieee, 2011. [2](#)
- [44] Matthew Loper, Naureen Mahmood, Javier Romero, Gerard Pons-Moll, and Michael J. Black. SMPL: A skinned multi-person linear model. ACM Trans. Graphics (Proc. SIGGRAPH Asia), 34(6):248:1–248:16, 2015. [6](#)
- [45] I Loshchilov. Decoupled weight decay regularization. arXiv preprint arXiv:1711.05101, 2017. [5](#)
- [46] Wojciech Matusik, Chris Buehler, Ramesh Raskar, Steven J Gortler, and Leonard McMillan. Image-based visual hulls. In Proceedings of the 27th annual conference on Computer graphics and interactive techniques, pages 369–374, 2000. [2](#)
- [47] Ben Mildenhall, Pratul P. Srinivasan, Matthew Tancik, Jonathan T. Barron, Ravi Ramamoorthi, and Ren Ng. Nerf: Representing scenes as neural radiance fields for view synthesis. In ECCV, 2020. [1](#)
- [48] Tom Molet, Ronan Boulic, and Daniel Thalmann. A real time anatomical converter for human motion capture. In Computer Animation and Simulation’96: Proceedings of the Eurographics Workshop in Poitiers, France, August 31–September 1, 1996, pages 79–94. Springer, 1996. [3](#)
- [49] Sergio Orts-Escolano, Christoph Rhemann, Sean Fanello, Wayne Chang, Adarsh Kowdle, Yury Degtyarev, David Kim, Philip L Davidson, Sameh Khamis, Mingsong Dou, et al. Holoportation: Virtual 3d teleportation in real-time. In Proceedings of the 29th annual symposium on user interface software and technology, pages 741–754, 2016. [3](#)
- [50] Haokai Pang, Heming Zhu, Adam Kortylewski, Christian Theobalt, and Marc Habermann. Ash: Animatable gaussian splats for efficient and photoreal human rendering. In Proceedings of the IEEE/CVF Conference on Computer Vision and Pattern Recognition (CVPR), pages 1165–1175, 2024. [1](#), [2](#), [5](#), [6](#), [7](#), [14](#)
- [51] Adam Paszke, Sam Gross, Soumith Chintala, Gregory Chanan, Edward Yang, Zachary DeVito, Zeming Lin, Alban Desmaison, Luca Antiga, and Adam Lerer. Automatic differentiation in pytorch. 2017. [14](#)

- [52] Georgios Pavlakos, Vasileios Choutas, Nima Ghorbani, Timo Bolkart, Ahmed A. A. Osman, Dimitrios Tzionas, and Michael J. Black. Expressive body capture: 3D hands, face, and body from a single image. In Proceedings IEEE Conf. on Computer Vision and Pattern Recognition (CVPR), pages 10975–10985, 2019. [14](#)
- [53] Serban D Porumbescu, Brian Budge, Louis Feng, and Kenneth I Joy. Shell maps. ACM Transactions on Graphics (TOG), 24(3):626–633, 2005. [3](#)
- [54] Edoardo Remelli, Timur Bagautdinov, Shunsuke Saito, Chenglei Wu, Tomas Simon, Shih-En Wei, Kaiwen Guo, Zhe Cao, Fabian Prada, Jason Saragih, et al. Drivable volumetric avatars using texel-aligned features. In ACM SIGGRAPH 2022 Conference Proceedings, pages 1–9, 2022. [1](#), [2](#), [3](#), [4](#), [5](#), [6](#), [7](#), [13](#), [14](#), [15](#), [16](#)
- [55] Nadia Robertini, Dan Casas, Helge Rhodin, Hans-Peter Seidel, and Christian Theobalt. Model-based outdoor performance capture. In Proceedings of the 2016 International Conference on 3D Vision (3DV 2016), 2016. [2](#)
- [56] Olaf Ronneberger, Philipp Fischer, and Thomas Brox. U-net: Convolutional networks for biomedical image segmentation. In Medical image computing and computer-assisted intervention—MICCAI 2015: 18th international conference, Munich, Germany, October 5-9, 2015, proceedings, part III 18, pages 234–241. Springer, 2015. [2](#)
- [57] Shunsuke Saito, Zeng Huang, Ryota Natsume, Shigeo Morishima, Angjoo Kanazawa, and Hao Li. Pifu: Pixel-aligned implicit function for high-resolution clothed human digitization. In Proceedings of the IEEE/CVF international conference on computer vision, pages 2304–2314, 2019. [2](#), [3](#)
- [58] Akash Sengupta, Thiemo Alldieck, Nikos Kolotouros, Enric Corona, Andrei Zanfir, and Cristian Sminchisescu. Diffhuman: Probabilistic photorealistic 3d reconstruction of humans. In Proceedings of the IEEE/CVF Conference on Computer Vision and Pattern Recognition (CVPR), pages 1439–1449, 2024. [2](#)
- [59] Ruizhi Shao, Liliang Chen, Zerong Zheng, Hongwen Zhang, Yuxiang Zhang, Han Huang, Yandong Guo, and Yebin Liu. Floren: Real-time high-quality human performance rendering via appearance flow using sparse rgb cameras. In SIGGRAPH Asia 2022 Conference Papers, pages 1–10, 2022. [3](#)
- [60] Ruizhi Shao, Zerong Zheng, Hongwen Zhang, Jingxiang Sun, and Yebin Liu. Diffustereo: High quality human reconstruction via diffusion-based stereo using sparse cameras. In European Conference on Computer Vision, pages 702–720. Springer, 2022. [2](#)
- [61] Ashwath Shetty, Marc Habermann, Guoxing Sun, Diogo Luvizon, Vladislav Golyanik, and Christian Theobalt. Holoported characters: Real-time free-viewpoint rendering of humans from sparse rgb cameras. In Proceedings of the IEEE/CVF Conference on Computer Vision and Pattern Recognition, pages 1206–1215, 2024. [1](#), [2](#), [3](#), [4](#), [5](#), [6](#), [7](#), [8](#), [13](#), [14](#), [15](#), [16](#)
- [62] Jonathan Starck and Adrian Hilton. Surface capture for performance-based animation. IEEE computer graphics and applications, 27(3):21–31, 2007. [2](#)
- [63] Carsten Stoll, Nils Hasler, Juergen Gall, Hans-Peter Seidel, and Christian Theobalt. Fast articulated motion tracking using a sums of gaussians body model. In 2011 International Conference on Computer Vision, pages 951–958. IEEE, 2011. [14](#), [16](#)
- [64] Robert W Sumner, Johannes Schmid, and Mark Pauly. Embedded deformation for shape manipulation. In ACM siggraph 2007 papers, pages 80–es. 2007. [4](#)
- [65] Guoxing Sun, Xin Chen, Yizhang Chen, Anqi Pang, Pei Lin, Yuheng Jiang, Lan Xu, Jingyi Yu, and Jingya Wang. Neural free-viewpoint performance rendering under complex human-object interactions. In Proceedings of the 29th ACM International Conference on Multimedia, pages 4651–4660, 2021. [2](#)
- [66] Guoxing Sun, Rishabh Dabral, Pascal Fua, Christian Theobalt, and Marc Habermann. Metacap: Meta-learning priors from multi-view imagery for sparse-view human performance capture and rendering. In ECCV, 2024. [1](#), [2](#)
- [67] Jiakai Sun, Han Jiao, Guangyuan Li, Zhanjie Zhang, Lei Zhao, and Wei Xing. 3dstream: On-the-fly training of 3d gaussians for efficient streaming of photo-realistic free-viewpoint videos. In Proceedings of the IEEE/CVF Conference on Computer Vision and Pattern Recognition (CVPR), pages 20675–20685, 2024. [14](#)
- [68] TheCaptury. The Captury. <http://www.thecaptury.com/>, 2023. [3](#), [14](#), [16](#)
- [69] Christian Theobalt, Joel Carranza, Marcus A Magnor, and Hans-Peter Seidel. A parallel framework for silhouette-based human motion capture. In VMV, pages 207–214. Citeseer, 2003. [2](#)
- [70] Christian Theobalt, Joel Carranza, Marcus A Magnor, and Hans-Peter Seidel. Combining 3d flow fields with silhouette-based human motion capture for immersive video. Graphical Models, 66(6):333–351, 2004. [2](#)
- [71] Garvita Tiwari, Nikolaos Sarafianos, Tony Tung, and Gerard Pons-Moll. Neural-gif: Neural generalized implicit functions for animating people in clothing. In Proceedings of the IEEE/CVF International Conference on Computer Vision, pages 11708–11718, 2021. [2](#), [4](#)
- [72] Daniel Vlastic, Ilya Baran, Wojciech Matusik, and Jovan Popović. Articulated mesh animation from multi-view silhouettes. In Acm Siggraph 2008 papers, pages 1–9. 2008. [2](#)
- [73] Jörg Vollmer, Robert Mencl, and Heinrich Mueller. Improved laplacian smoothing of noisy surface meshes. In Computer graphics forum, pages 131–138. Wiley Online Library, 1999. [4](#)
- [74] Shaofei Wang, Marko Mihajlovic, Qianli Ma, Andreas Geiger, and Siyu Tang. Metaavatar: Learning animatable clothed human models from few depth images. Advances in Neural Information Processing Systems, 34:2810–2822, 2021. [2](#)
- [75] Shaofei Wang, Katja Schwarz, Andreas Geiger, and Siyu Tang. Arah: Animatable volume rendering of articulated human sdf. In European Conference on Computer Vision, 2022. [1](#), [2](#)

- [76] Yi Wang, Xin Tao, Xiaojuan Qi, Xiaoyong Shen, and Jiaya Jia. Image inpainting via generative multi-column convolutional neural networks. In Advances in Neural Information Processing Systems, pages 331–340, 2018. [5](#), [14](#)
- [77] Yiming Wang, Qin Han, Marc Habermann, Kostas Daniilidis, Christian Theobalt, and Lingjie Liu. Neus2: Fast learning of neural implicit surfaces for multi-view reconstruction. In Proceedings of the IEEE/CVF International Conference on Computer Vision (ICCV), 2023. [1](#), [4](#), [14](#)
- [78] Zhou Wang, Alan C Bovik, Hamid R Sheikh, and Eero P Simoncelli. Image quality assessment: from error visibility to structural similarity. IEEE transactions on image processing, 13(4):600–612, 2004. [5](#), [6](#)
- [79] Chung-Yi Weng, Brian Curless, Pratul P Srinivasan, Jonathan T Barron, and Ira Kemelmacher-Shlizerman. Humanerf: Free-viewpoint rendering of moving people from monocular video. In Proceedings of the IEEE/CVF conference on computer vision and pattern Recognition, pages 16210–16220, 2022. [2](#)
- [80] Minye Wu, Yuehao Wang, Qiang Hu, and Jingyi Yu. Multi-view neural human rendering. In Proceedings of the IEEE/CVF Conference on Computer Vision and Pattern Recognition, pages 1682–1691, 2020. [1](#)
- [81] Donglai Xiang, Fabian Prada, Zhe Cao, Kaiwen Guo, Chenglei Wu, Jessica Hodgins, and Timur Bagautdinov. Drivable avatar clothing: Faithful full-body telepresence with dynamic clothing driven by sparse rgb-d input. In SIGGRAPH Asia 2023 Conference Papers, pages 1–11, 2023. [14](#)
- [82] Lan Xu, Zhuo Su, Lei Han, Tao Yu, Yebin Liu, and Lu Fang. Unstructuredfusion: realtime 4d geometry and texture reconstruction using commercial rgbd cameras. IEEE transactions on pattern analysis and machine intelligence, 42(10):2508–2522, 2019. [2](#)
- [83] Qiangeng Xu, Zexiang Xu, Julien Philip, Sai Bi, Zhixun Shu, Kalyan Sunkavalli, and Ulrich Neumann. Pointnerf: Point-based neural radiance fields. In Proceedings of the IEEE/CVF conference on computer vision and pattern recognition, pages 5438–5448, 2022. [3](#)
- [84] Weipeng Xu, Avishek Chatterjee, Michael Zollhöfer, Helge Rhodin, Dushyant Mehta, Hans-Peter Seidel, and Christian Theobalt. Monoperfcap: Human performance capture from monocular video. ACM Transactions on Graphics (ToG), 37(2):1–15, 2018. [2](#)
- [85] Lihe Yang, Bingyi Kang, Zilong Huang, Xiaogang Xu, Jiashi Feng, and Hengshuang Zhao. Depth anything: Unleashing the power of large-scale unlabeled data. In CVPR, 2024. [8](#)
- [86] Taoran Yi, Jiemin Fang, Xinggang Wang, and Wenyu Liu. Generalizable neural voxels for fast human radiance fields. arxiv:2303.15387, 2023. [1](#), [2](#)
- [87] Tao Yu, Kaiwen Guo, Feng Xu, Yuan Dong, Zhaoqi Su, Jianhui Zhao, Jianguo Li, Qionghai Dai, and Yebin Liu. Bodyfusion: Real-time capture of human motion and surface geometry using a single depth camera. In Proceedings of the IEEE International Conference on Computer Vision, pages 910–919, 2017. [2](#)
- [88] Tao Yu, Zerong Zheng, Kaiwen Guo, Jianhui Zhao, Qionghai Dai, Hao Li, Gerard Pons-Moll, and Yebin Liu. Doublefusion: Real-time capture of human performances with inner body shapes from a single depth sensor. In Proceedings of the IEEE conference on computer vision and pattern recognition, pages 7287–7296, 2018. [2](#)
- [89] Tao Yu, Zerong Zheng, Kaiwen Guo, Pengpeng Liu, Qionghai Dai, and Yebin Liu. Function4d: Real-time human volumetric capture from very sparse consumer rgbd sensors. In IEEE Conference on Computer Vision and Pattern Recognition (CVPR2021), 2021. [3](#)
- [90] Richard Zhang, Phillip Isola, Alexei A Efros, Eli Shechtman, and Oliver Wang. The unreasonable effectiveness of deep features as a perceptual metric. In Proceedings of the IEEE conference on computer vision and pattern recognition, pages 586–595, 2018. [6](#)
- [91] Shunyuan Zheng, Boyao Zhou, Ruizhi Shao, Boning Liu, Shengping Zhang, Liqiang Nie, and Yebin Liu. Gps-gaussian: Generalizable pixel-wise 3d gaussian splatting for real-time human novel view synthesis. In Proceedings of the IEEE/CVF Conference on Computer Vision and Pattern Recognition (CVPR), 2024. [2](#)
- [92] Yang Zheng, Ruizhi Shao, Yuxiang Zhang, Tao Yu, Zerong Zheng, Qionghai Dai, and Yebin Liu. Deepmulticap: Performance capture of multiple characters using sparse multiview cameras. In IEEE Conference on Computer Vision (ICCV 2021), 2021. [2](#)
- [93] Zerong Zheng, Han Huang, Tao Yu, Hongwen Zhang, Yandong Guo, and Yebin Liu. Structured local radiance fields for human avatar modeling. In Proceedings of the IEEE/CVF Conference on Computer Vision and Pattern Recognition (CVPR), 2022. [2](#), [6](#), [7](#)
- [94] Heming Zhu, Fangneng Zhan, Christian Theobalt, and Marc Habermann. Trihuman: a real-time and controllable triplane representation for detailed human geometry and appearance synthesis. ACM Transactions on Graphics, 44(1):1–17, 2024. [2](#)
- [95] Matthias Zwicker, Hanspeter Pfister, Jeroen Van Baar, and Markus Gross. Surface splatting. In Proceedings of the 28th annual conference on Computer graphics and interactive techniques, pages 371–378, 2001. [3](#)



Figure 9. Given four-view image streams and body motions from the disk, our method generates photorealistic human renderings at real-time speed.

A. Overview

We present more details and experimental results of DUT towards a more clear understanding and in-depth analysis. We first show an interactive demo with our method (Sec. B). Then, we offer additional details about the visibility computation (Sec. C), loss functions (Sec. D), implementation details (Sec. E), and runtime analysis (Sec. F). We also provide additional experimental results about robustness with respect to motion capture qualities (Sec. G) and out-of-distribution motions (Sec. H). Tab. 7 lists notations and symbols used in the main paper, and demonstrates their descriptions.

B. Interactive Demo

To validate the potential of our method towards live telepresence, we built an interactive system to run our method in an end-to-end manner. As illustrated in Fig. 9 and also in the supplementary video, we load images and body motions from the disk of PC and perform live free-viewpoint rendering interactively controlled by the user. The demo is performed on a PC with a single RTX3090 GPU and an Intel i9-10900X CPU.

C. Visibility Computation

For methods [34, 54, 61] with texture unprojection, the computation of the visibility map is a crucial step, as the goal is to preserve as much information as possible while correctly unprojecting pixels into the texel space. Here, we provide additional details about the visibility computation. As presented in the Eq. 3, we use normal difference $\mathcal{T}_v^{\text{angle},i}$, depth difference $\mathcal{T}_v^{\text{depth},i}$, and segmentation masks $\mathcal{T}_v^{\text{mask},i}$ for the visibility computation criteria.

The normal difference checks if an angle between the surface normal of the world space template and the inverse

ray direction from the cameras are roughly parallel to each other. Similar to HoloChar [61], we render the normal texture maps \mathcal{T}_N^i and position texture maps \mathcal{T}_P^i of the world space template in texel space. The normal difference visibility is computed as:

$$\mathcal{T}_{\text{ray}}^i = \mathcal{T}_P^i - \mathbf{o}^i \quad (17)$$

$$\mathcal{T}_v^{\text{angle},i} = \cos(-\mathcal{T}_{\text{ray}}^i, \mathcal{T}_P^i) > \delta \quad (18)$$

where \mathbf{o}^i denotes the optical center of camera i and $\mathcal{T}_{\text{ray}}^i$ is the texture map storing ray directions. In practice, we set $\delta = 0.17$ in all the experiments.

We also perform depth difference verification to remove outlier points that are still on the same ray but on the back-side of the template. Following prior works [54, 61], we render depth texture maps \mathcal{T}_D^i and image coordinate texture maps \mathcal{T}_{xy}^i of the world space template in the texel space and also depth maps \mathcal{I}_D^i in the image space. Then, we compute depth difference visibility as:

$$\mathcal{T}_v^{\text{depth},i} = \left| \pi_{uv}(\mathcal{T}_{xy}^i, \mathcal{T}_D^i) - \mathcal{I}_D^i \right| < \epsilon \quad (19)$$

In practice, we set $\epsilon = 0.02$ in all the experiments.

Apart from the geometry guidance, we can also utilize segmentation information to distinguish if points are in the foreground or background. Thus, the segmentation visibility can be computed as:

$$\mathcal{T}_v^{\text{mask},i} = \pi_{uv}(\mathcal{T}_{xy}^i, \mathcal{I}_M^i) \quad (20)$$

where \mathcal{I}_M^i represents the segmentation of the image \mathcal{I}^i .

Instead of geometry clues and segmentation clues, GHG [34] employs rasterized faces to determine visibility. Specifically, they first rasterize the template’s vertices onto image planes, and mark rasterized faces left on image planes as visible. Next, they render the face visibility into the texel space to obtain the final visibility maps. However, we found this routine is not stable, leading to incorrectly unprojected textures (Fig. 10). Thus, to fully explore the upper bound of their method, we use our visibility computation method when re-implementing their method.

D. Loss Function

In this section, we discuss more details about loss functions and how they are computed.

Chamfer Distance. We use the Chamfer distance to evaluate the similarity between the vertices of posed deformed template $\hat{\mathbf{P}} = \mathbf{V}(\mathcal{M}, \mathcal{D})$ and ground truth point-clouds \mathbf{P}_{GT} :

$$\begin{aligned} \mathcal{L}_{\text{Chamf}} = & \frac{1}{N_V} \sum_{p_1 \in \hat{\mathbf{P}}} \min_{p_2 \in \mathbf{P}_{\text{GT}}} \|p_1 - p_2\|_2^2 \\ & + \frac{1}{|\mathbf{P}_{\text{GT}}|} \sum_{p_2 \in \mathbf{P}_{\text{GT}}} \min_{p_1 \in \hat{\mathbf{P}}} \|p_1 - p_2\|_2^2 \quad (21) \end{aligned}$$




Figure 10. Compared to the visibility map computed by GHG [34], the visibility map computed by our method is more robust and accurate, generating better unprojected texture map.

where N_V is the vertex number of the human template and $|\mathbf{P}_{GT}|$ is the vertex number of \mathbf{P}_{GT} .

Laplacian Loss. We apply a Laplacian loss on the posed and deformed template $\mathbf{V}(\mathcal{M}, \mathcal{D})$ to ensure surface smoothness:

$$\mathcal{L}_{\text{Lap}} = \frac{1}{N_V} \sum \|\Delta(N_V, \mathbf{E})\mathbf{V}(\mathcal{M}, \mathcal{D})\|_2^2, \quad (22)$$

where \mathbf{E} represents the edges of the human template and Δ is the uniform Laplacian operator.

Isometry Loss. To prevent severe stretching of template edges, we constrain the edge length of the deformed template $\mathbf{T}_D(\mathcal{D}, \bar{\mathbf{V}})$:

$$\mathcal{L}_{\text{Iso}} = \frac{1}{N_V} \sum_{i=1}^{N_V} \frac{1}{|\mathcal{E}_i|} \sum_{e_{i,j} \in \mathcal{E}_i} \|\bar{\mathbf{V}}(e_{i,j}) - \mathbf{T}_D(\mathcal{D}, \bar{\mathbf{V}})(e_{i,j})\|_2^2, \quad (23)$$

where \mathcal{E}_i is the edge set of vertex i and $|\mathcal{E}_i|$ is the edge number of \mathcal{E}_i . $\bar{\mathbf{V}}(e_{i,j})$ represents indexing the vertices of edge $e_{i,j}$ from $\bar{\mathbf{V}}$.

Normal Consistency Loss. A normal consistency loss is used to improve the consistency between the normal of a vertex and its nearby vertices:

$$\mathcal{L}_{\text{Nc}} = \frac{1}{N_V} \sum_{i=1}^{N_V} \frac{1}{|\mathcal{N}_i|} \sum_{v_{i,j} \in \mathcal{N}_i} \|1 - \cos(\mathbf{N}_D(v_i), \mathbf{N}_D(v_{i,j}))\|_2^2, \quad (24)$$

where \mathcal{N}_i is the set of nearby vertices of vertex i , $|\mathcal{N}_i|$ is the number of \mathcal{N}_i , and $\mathbf{N}_D(v_i)$ denotes the normal of vertex i on the deformed template $\mathbf{T}_D(\mathcal{D}, \bar{\mathbf{V}})$.

L1 Loss. We compute the L1 loss between the rendered image $\hat{\mathcal{I}}'$ and the ground truth image \mathcal{I} as:

$$\mathcal{L}_{\text{L1}} = \frac{1}{|\mathcal{I}|} |\hat{\mathcal{I}}' - \mathcal{I}|. \quad (25)$$

SSIM Loss. The SSIM loss is mainly used to maintain the structure similarity between the rendered image $\hat{\mathcal{I}}'$ and the ground truth image \mathcal{I} :

$$\mathcal{L}_{\text{SSIM}} = 1 - \text{SSIM}(\hat{\mathcal{I}}', \mathcal{I}). \quad (26)$$

IDMRF Loss. Following prior works [4, 11, 81], we additionally use the IDMRF Loss [76] for the perceptual regularization and encourage high-frequency details.

E. Implementation Details

Motion Capture and Template Tracking. We use a marker-less motion capture approach [63, 68] to recover the body motions for our method and HoloChar [61], which takes images from 34 cameras as input. DVA [54] and GHG [34] require SMPLX [52] as the human template. To eliminate the influence of motion capture accuracy, we first transform motions from our format to SMPLX format and refine the shape parameters and body parameters with ground truth point-clouds from NeuS2 [77]. Notably, our method does not need ground truth point-clouds for motion refinement and can still work with sparse-view motion capture results as inputs (Sec. G).

Training and Evaluation. The training views, condition views, and evaluation views do not overlap, except for S2618. For S2618, the condition views are also used as supervisions during training due to the limited number of available cameras in this dataset. The training sequences and evaluation sequences do not overlap, but they share similar types of motion. For the newly collected subject, we also include novel action types that are completely out of the distribution of action types in the training set (Tab. 5).

Our Method. We implement all the modules of our method in Pytorch [51]. To accelerate the computation of the texture unprojection, we use nvdiffrast [35] for parallel rendering and implement forward kinematics [50] and camera projection with the extension of Pytorch. The visualizer of our interactive demo is built upon 3DStream [67].

GPU	Rnd Res	Tex Res	Stage I			Stage II		
			Forward Kinematic	Obtaining First Unprojected Map	GeoNet Inference	Obtaining Second Unprojected Map	GauNet Inference	Rendering
3090	1 K	256	3.8723	7.6027	11.4430	14.6424	21.3143	23.5674
3090	4 K	256	3.8751	7.6097	11.5076	14.7454	21.4354	23.7146
3090	1 K	512	3.8669	7.5927	16.9868	20.3320	27.0508	29.4855
3090	4 K	512	3.8601	7.5768	16.9993	20.3178	27.0191	29.3762
H100	1 K	256	3.8130	6.9313	10.7382	13.3484	16.5124	18.7570
H100	4 K	256	3.8489	6.9685	10.7392	13.3512	16.4705	18.7303
H100	1 K	512	3.7821	6.8754	12.9675	15.6070	18.7620	21.0133
H100	4 K	512	3.8300	6.8982	12.9877	15.6178	18.7669	21.0022

Table 4. **Quantitative Ablation.** Here, we demonstrate a detailed runtime ablation of our method with different texture resolutions (Tex Res), rendering resolutions (Rnd Res), and GPUs. All timings in the table are the accumulated timings and the unit is milliseconds.

Training & Testing Actions			
Jogging	Walking	Looking	Picking Up
Talking	Waving	Celebrating	Jumping
Baseball Throwing	Baseball Swing	Boxing	Goalkeeping
Penalty Kick	Golf	Archery	Weight Lifting
Squatting	Jumping Jack	Playing Instrument	Dancing
Opening and Pushing Door	Playing Table Tennis	Playing Badminton	Giving Presentation
Drinking	Using Phone	Petting Animal	Playing Hockey
Playing Tug of War	Juggle Balls	Playing Hula Hoop	Bowling
Playing Volleyball	Wrestling	Stretching	Mopping Floor
Digging	Typing	Cooking	Using Spray
Applying Makeup			
Out of Distribution Actions			
Shooting	Surrender	Fishing	Standing Long Jump
Single-leg Hop	Frog Jump	Crawling	Rolling on the Ground
Sleeping	Ultraman		

Table 5. The action types of body motions in the training split, testing split, and out-of-distribution split.

Methods	Motion	Tex Res	PSNR \uparrow	SSIM \uparrow	LPIPS \downarrow
Ours-Large	Sparse	512	30.0309	0.8722	0.1322
Ours-Large	Dense	512	30.0311	0.8722	0.1322

Table 6. **Quantitative Ablation.** We evaluate the influence of the motion capture quality. Our method still produces reasonable results with sparse-view captured motions.

GHG. GHG [34] is a method for generalizable human rendering. We use the official code and the official checkpoint of their inpainting network. With our tracked SMPLX and refined visibility map, we freeze the weights of the inpainting network and train the Gaussian regressor for each subject, respectively.

HoloChar. For each subject, we first train the geometry module [20] of HoloChar [61] with, both, point-clouds and distance transformation images [3], and then use the official code of HoloChar [61] to train the texture network and the super resolution network.

DVA. With the official code, we train DVA [54] with our tracked SMPLX and same train and test splits.

ENeRF. Though ENeRF [40] is not specifically designed for human rendering, their method has some generalization ability. For each subject, we provide the same conditioning inputs (four-view images) as our method and finetune the provided official checkpoint.

F. Runtime Analysis

In this section, we discuss the detailed runtime performance of each method. Since all methods differ in network structures and modeling strategies, we design a runtime evaluation protocol for a fair comparison. More specifically, we neglect the data loading time and assume an ideal situation that a method receives data, processes data, and outputs rendering results. For each method and component, we calculate the average runtime over 100 frames, and repeat this process three times to obtain the final average runtime.

ENeRF. After receiving the conditioning images and novel

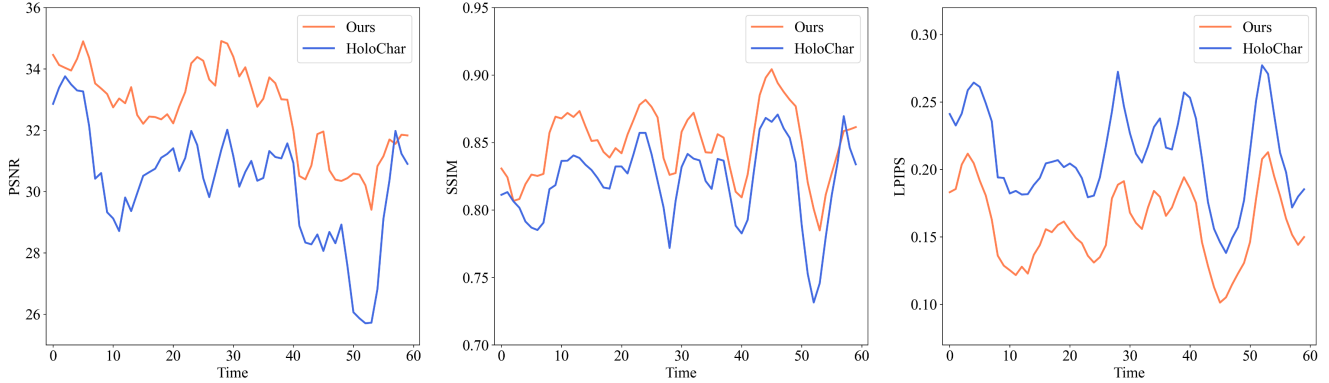


Figure 11. **Quantitative Comparison.** We quantitatively compare the rendering results of our method and HoloChar [61] on out-of-distribution human motions. Our method produces consistently better rendering results.

camera parameters, ENeRF [40] can be split into two stages: ray sampling and model inference (including rendering). For 1K resolution, the runtime of ray sampling is 7.84 ms and the runtime of model inference is 30.83 ms, the total runtime is 38.68 ms and 25.85 FPS. For 4K resolution, the runtime of ray sampling is 158.68 ms and the runtime of model inference is 351.03 ms, the total runtime is 509.72 ms and 1.96 FPS.

DVA. We can also divide DVA [54] into two stages: model inference and rendering. For 1K resolution, the runtime of model inference is 33.90 ms and the runtime of rendering is 7.53 ms, the total runtime is 41.43 ms and 24.13 FPS. For 4K resolution, the runtime of model inference is 178.45 ms and the runtime of rendering is 7.62 ms, the total runtime is 186.07 ms and 5.37 FPS.

HoloChar. HoloChar [61] includes three stages, geometry inference, texture unprojection, and texture inference. Their 1K rendering and 4K rendering are performed together, thus we only report the runtime for 4K. The runtime of geometry inference is 9.34 ms, the runtime of texture unprojection is 28.35 ms and the runtime of texture inference is 35.75 ms. The total runtime is 73.46 ms and 13.61 FPS. Notably, we perform all the modules on a workstation with a single GPU and obtain slightly better inference speed, compared to the runtime evaluation in the original paper.

GHG. GHG [34] has four stages, position map rendering, visibility map rendering, network inference, and rendering. Though, in the experiments, we use our visibility computation to obtain better performance of GHG (Sec. C). Here, we only report the runtime performance of their original implementation. The runtime of position map rendering is 922.10 ms and the runtime of visibility map rendering is 2754.64 ms. For 1K resolution, the runtime of model inference is 246.83 ms and the runtime of rendering is 214.37 ms. The total runtime is 4137.96 ms and 0.2416 FPS. For 4K resolution, the runtime of model inference is 247.14 ms and the runtime of rendering is 213.87 ms. The total runtime is

4137.77 ms and 0.24 FPS.

Ours. Our method contains two main stages: geometry stage and appearance stage. Towards a more comprehensive runtime analysis, we will split each stage into fine-grained components and report the accumulated time for each component. As illustrated in Tab. 4, our method finishes all the operations within 30 ms. The rendering resolution does not affect the speed of our method. Besides, we found our method has the potential for improvement when running it on more powerful GPUs, i.e. an NVidia H100 graphics card.

G. Ablation on Mocap Quality

In Tab. 6, we evaluate how the motion capture quality affects the performance of our method on S3. We use the same motion capture method [63, 68] as before, but only provide 4 input views. There is a small performance drop when replacing dense motion capture with sparse motion capture on the PSNR metric. We believe this is due to the fact that current motion capture methods could produce slightly worse results for the sparse-view setting, while our method can still compensate for such errors to some extent.

H. Additional Comparisons on OOD Motions

In Fig. 11, we show additional quantitative comparisons between our method and HoloChar [61] on the sequences with out-of-distribution motions. Our method produces consistently better results, and also lower standard deviations. In terms of PSNR, our method’s standard deviation is **1.41**, while HoloChar’s results have a standard deviation of 1.89, which reveals the robustness of our method on OOD motions.

Symbol	Description
\mathcal{D}	Deformation parameters
\mathcal{M}	Body motion parameters
$\bar{\mathbf{V}}$	Vertices of human template mesh in the canonical body pose
N_V	Number of vertices on human template mesh
$\mathbf{T}_{\text{LBS}}(\cdot)$	LBS transformation function
$\mathbf{T}_D(\cdot)$	Mesh deformation function
$\mathbf{H}(\cdot)$	A function that converts spherical harmonics coefficients \mathbf{h} into RGB colors \mathbf{s}
x	3D positions in the Euclidean space
\mathbf{R}	3D rotation matrix
\mathbf{S}	3D scale matrix
\mathbf{J}	Jacobian of the affine approximation of the projective transformation
\mathbf{W}	3D view matrix
\mathbf{G}	A set of Gaussian parameters, including $\mathbf{p}, \mathbf{r}, \mathbf{h}, \mathbf{s}, \alpha$
\mathbf{p}	Positions of 3D Gaussians in world space
\mathbf{r}	Rotations of 3D Gaussians
\mathbf{h}	Spherical harmonics of 3D Gaussians
\mathbf{s}	Scales of 3D Gaussians
α	Density values of 3D Gaussians
α'	Density values of 3D Gaussians in 2D
\mathbf{c}	Color values of 3D Gaussians
\mathcal{T}_c	Unprojected texture map in texel space
\mathcal{T}_v	Visibility map in texel space
$\mathcal{T}_v^{\text{angle}}$	Visibility map computed by normal difference in texel space
$\mathcal{T}_v^{\text{depth}}$	Visibility map computed by depth difference in texel space
$\mathcal{T}_v^{\text{mask}}$	Visibility map computed by segmentation mask in texel space
Φ_{Geo}	Geometry network that estimates deformations of human body template in texel space
Φ_{Gau}	Gaussian network that estimates Gaussian parameters in texel space
$\mathcal{T}_{\bar{\mathbf{N}}}$	Normal map of posed template but without root rotation in texel space
$\mathcal{T}_{c,1\text{st}}$	First unprojected texture map in texel space
$\mathcal{T}_{c,2\text{nd}}$	Second unprojected texture map in texel space
\mathcal{G}	A set of modified Gaussian parameters, including $\mathbf{d}, \mathbf{r}, \mathbf{h}, \mathbf{s}, \alpha$
$\mathcal{M}_{\mathcal{G}}$	Mask map of valid Gaussians in texel space
$R(\cdot)$	Gaussian renderer
\mathcal{T}_{LBS}	LBS transformations map in texel space
$\mathcal{T}_{\mathbf{T}_D(\mathcal{D}, \bar{\mathbf{V}})}$	Deformed base geometry map in texel space
$\mathcal{T}_{\mathcal{G}}$	Modified Gaussian map \mathcal{G} in texel space
$\mathcal{T}_{\mathcal{G}, \chi}$	Feature map χ of $\mathcal{T}_{\mathcal{G}}$ in texel space, $\chi \in \{\mathbf{d}, \mathbf{h}, \mathbf{s}, \mathbf{r}, \alpha\}$
$\pi_{uv}(\cdot)$	The function that indexes the features in the texel space.
$\hat{\mathcal{I}}'$	Rendered image with Gaussian scale refinement
$\mathcal{T}_{s'}$	Refining scale map in texel space
$\mathcal{L}_{\text{Chamf}}$	Chamfer distance
\mathcal{L}_{Lap}	Laplacian loss
\mathcal{L}_{Iso}	Isometry loss
\mathcal{L}_{Nc}	Normal consistency loss
\mathcal{L}_{L1}	L1 loss
$\mathcal{L}_{\text{SSIM}}$	SSIM loss
$\mathcal{L}_{\text{IDMRF}}$	IDMRF loss
\mathcal{L}_{Reg}	Geometric regularization loss

Table 7. Notations and symbols.