

AIR-BENCH: Automated Heterogeneous Information Retrieval Benchmark

Jianlyu Chen^{1,2,6} Nan Wang³ Chaofan Li^{2,4} Bo Wang³
 Shitao Xiao² Han Xiao³ Hao Liao⁵ Defu Lian^{1,6*} Zheng Liu^{2*}

¹University of Science and Technology of China

²Beijing Academy of Artificial Intelligence ³Jina AI

⁴Beijing University of Posts and Telecommunications ⁵Shenzhen University

⁶State Key Laboratory of Cognitive Intelligence

chenjianlv@mail.ustc.edu.cn research@jina.ai

liandefu@ustc.edu.cn zhengliu1026@gmail.com

Abstract

Evaluation plays a crucial role in the advancement of information retrieval (IR) models. However, current benchmarks, which are based on predefined domains and human-labeled data, face limitations in addressing evaluation needs for emerging domains both cost-effectively and efficiently. To address this challenge, we propose the **Automated Heterogeneous Information Retrieval Benchmark (AIR-BENCH)**. AIR-BENCH is distinguished by three key features: 1) Automated. The testing data in AIR-BENCH is automatically generated by large language models (LLMs) without human intervention. 2) Heterogeneous. The testing data in AIR-BENCH is generated with respect to diverse tasks, domains and languages. 3) Dynamic. The domains and languages covered by AIR-BENCH are constantly augmented to provide an increasingly comprehensive evaluation benchmark for community developers. We develop a reliable and robust data generation pipeline to automatically create diverse and high-quality evaluation datasets based on real-world corpora. Our findings demonstrate that the generated testing data in AIR-BENCH aligns well with human-labeled testing data, making AIR-BENCH a dependable benchmark for evaluating IR models. The resources in AIR-BENCH are publicly available at <https://github.com/AIR-Bench/AIR-Bench>.

1 Introduction

As information retrieval (IR) models grow in complexity and capability, the need for sophisticated evaluation techniques becomes increasingly critical. In recent years, a series of milestone works have significantly advanced the field by introducing comprehensive evaluation datasets and benchmarks. Early contributions to IR evaluation include MS MARCO (Bajaj et al., 2016) and Natural Questions (Kwiatkowski et al., 2019), both designed

for open-domain question answering (QA) tasks in English. These datasets have been crucial in driving progress in monolingual IR systems and establishing baseline performance metrics. Recognizing the importance of multilingual information retrieval, researchers developed Mr.TyDi (Zhang et al., 2021) and MIRACL (Zhang et al., 2023). These datasets cover ad hoc retrieval tasks in 11 and 18 languages, respectively, facilitating the development and evaluation of IR systems capable of handling diverse linguistic contexts. More recently, the focus has shifted towards creating general-domain, zero-shot IR benchmarks. BEIR (Thakur et al., 2021) and MTEB (Muennighoff et al., 2023) represent this trend by aggregating multiple existing datasets from diverse tasks and domains. These comprehensive benchmarks allow researchers to evaluate the generalization capabilities of IR models across various scenarios without task-specific fine-tuning.

Despite their contributions, existing benchmarks are constrained to pre-defined domains and rely heavily on human-labeled data, making it challenging to efficiently address evaluation needs in emerging domains. With the emergence of powerful large language models (LLMs), several studies have explored their application for retrieval evaluation in retrieval-augmented generation (RAG) systems (Es et al., 2024; Saad-Falcon et al., 2024; Salemi and Zamani, 2024), presenting a promising solution to this challenge. However, a comprehensive IR benchmark that addresses this limitation remains insufficiently developed.

In this work, we present the **Automated Heterogeneous Information Retrieval Benchmark (AIR-BENCH)**, which is characterized by three features:

1. **Automated:** We develop a comprehensive data generation pipeline to automatically produce diverse and high-quality testing data with large language models (LLMs). Therefore, it

*Corresponding authors

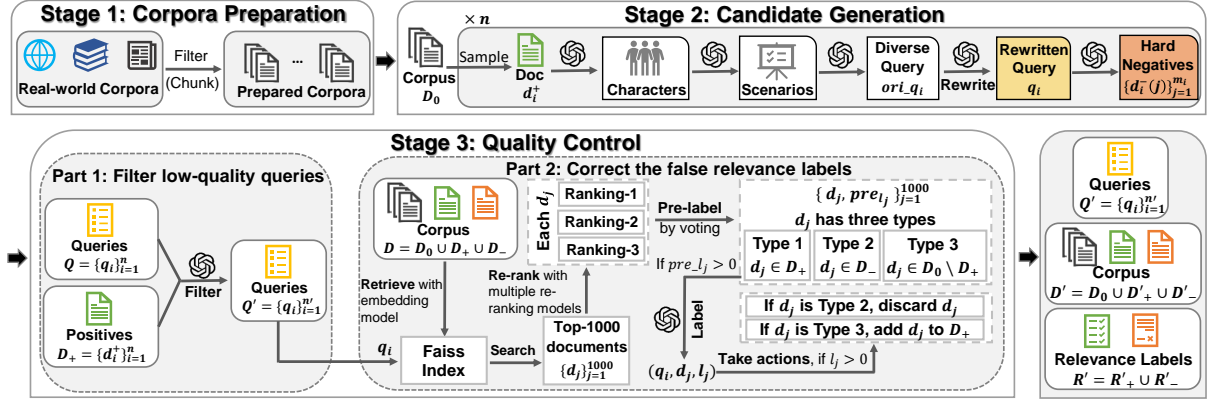


Figure 1: The three-stage data generation pipeline of AIR-BENCH.

is able to instantly support the evaluation of new domains both cost-effectively and efficiently. Besides, the new testing data is almost impossible to be covered by the training sets of any existing retrievers.

2. **Heterogeneous:** AIR-BENCH is designed to be a heterogeneous IR benchmark including diverse tasks, domains and languages. It currently covers 2 tasks, 9 domains, and 13 languages, including a total of 69 datasets. This extensive coverage enables thorough evaluation across diverse scenarios, potentially accelerating advancements in IR technology for both established and emerging domains.
3. **Dynamic:** The tasks, domains and languages covered by AIR-BENCH are planned to be augmented on regular basis. There are currently two distinct versions, 24.04 and 24.05, with more anticipated in the future. We hope AIR-BENCH is able to provide an increasingly comprehensive evaluation benchmark for community developers.

These features form the foundation of our proposed benchmark and directly address the limitation in existing benchmarks for information retrieval systems. To further elucidate the impact and scope of our work, we summarize our main contributions as follows: 1) We introduce AIR-BENCH, a new information retrieval benchmark highlighted by new features: automated, heterogeneous and dynamic. 2) We demonstrate that our data generation pipeline is able to produce diverse and high-quality testing data highly consistent with human-labeled testing data, making AIR-BENCH a dependable benchmark for evaluating IR models. 3) Additionally, we develop and release software

tools enabling community developers to evaluate any IR model using AIR-BENCH. To foster collaboration and progress in the field, we establish and maintain a public leaderboard¹ to track and compare model performance across the community. These contributions collectively advance the field of information retrieval by providing a versatile, dynamic, and comprehensive evaluation framework.

2 Benchmark Construction

The entire data generation pipeline of AIR-BENCH consists of three stages: 1) Corpora preparation, 2) Candidate generation, and 3) Quality control.

2.1 Preliminary

AIR-BENCH focuses on the evaluation of information retrieval. The information retrieval task can be formulated as: Given a query q , retrieve a ranked list of n most relevant documents $\mathcal{L} = [d_1, d_2, \dots, d_n]$ from the corpus $\mathcal{D} = \{d_i\}_{i=1}^{|\mathcal{D}|}$.

To clarify the subsequent explanation, Table 1 lists the symbols that appear in this section along with their corresponding meanings for reference.

2.2 Corpora Preparation

As shown in Figure 1, the first stage involves preparing diverse corpora. Specifically, given a task, we collect real-world datasets from diverse domains and languages, and apply distinct pre-processing strategies to the raw datasets based on the task requirements (see Appendix A.1 for more details).

The corpus prepared in this stage is denoted as $D_0 = \{d_i\}_{i=1}^{n_0}$, including n_0 documents.

¹<https://huggingface.co/spaces/AIR-Bench/leaderboard>

Symbol	Meaning	Symbol	Meaning
q	query	\mathcal{Q}	queries set
d	document	d^+ / d^-	positive/negative document
l	relevance label	n, m	number
\mathcal{D}	documents set	$\mathcal{D}_+ / \mathcal{D}_-$	positive/negative documents set
\mathcal{R}	relevance labels set	$\mathcal{R}_+ / \mathcal{R}_-$	positive/negative relevance labels set
\mathcal{L}	documents list	\mathcal{M}	re-ranking model

Table 1: Corresponding meanings for the symbols appearing in this section.

2.3 Candidate Generation

The candidate data for a retrieval dataset consists of three components: corpus, queries and qrels. After preparing the corpus in the initial stage, the candidate generation stage produces the remaining two components of the dataset: queries and qrels.

Based on the corpus, the candidate generation process is iteratively executed in a loop. As shown in Figure 1, the generation process can be summarized as the following steps: 1) Sample one document from the raw corpus as the positive document d_i^+ . 2) Prompt LLM to generate the characters who might find the document useful. 3) Prompt LLM to generate the scenarios in which the character might find the document useful. 4) Prompt LLM to generate the query ori_q_i based on the specific character and scenario. To diversify the generated queries, we consider the following attributes when designing the prompt: query length, query type, information-based type, and expression style. 5) Prompt LLM to rewrite the generated query for multiple times to try to avoid the duplicated tokens as in the raw corpus, and finally get query q_i . 6) Prompt LLM to generate some hard negative documents $\{d_i^-(j)\}_{j=1}^{m_i}$ based on the generated query q_i and the positive document d_i^+ . 7) Repeat Step 1-6. Considering both simplicity and the absence of examples in a new domain, the above prompting strategies are all zero-shot. For more details, please refer to Appendix A.2.

After repeating n times of the above loop, we get the queries set \mathcal{Q} , the positive documents set \mathcal{D}_+ , the hard negative documents set \mathcal{D}_- , the corpus $\mathcal{D} = \mathcal{D}_0 \cup \mathcal{D}_+ \cup \mathcal{D}_-$, the positive relevance labels set \mathcal{R}_+ , and the negative relevance labels set \mathcal{R}_- .

	l_j is pos	l_j is neg
Type 1: $d_j \in \mathcal{D}_+$	-	*
Type 2: $d_j \in \mathcal{D}_-$	discard d_j from \mathcal{D}_- , remove $(q_i, d_j, 0)$ from \mathcal{R}_-	-
Type 3: $d_j \in \mathcal{D}_0 \setminus \mathcal{D}_+$	add d_j to \mathcal{D}_+ , add $(q_i, d_j, 1)$ to \mathcal{R}_+	-

Table 2: Specifications of different quality control strategies based on the type of document d_j and the relevance label l_j of (q_i, d_j) . Type 1 means that d_j is the original positive document, Type 2 means that d_j is the generated hard negative document, and Type 3 means that (q_i, d_j) does not have a relevance label in the second stage. “-”: Skip. “*”: If the type of d_j is Type 1, l_j must be positive since we have filtered low-quality queries.

2.4 Quality Control

In this stage, we design comprehensive quality control strategies to enhance the quality of the generated dataset. As shown in Figure 1, the quality control process can be summarized as two parts.

Filter low-quality queries. Since all of the queries in the candidate data are generated by LLM, there are potential low-quality queries. To improve the quality of generated queries, we utilize LLM to access the relevance between the query q_i and the positive document d_i^+ . If the LLM prediction is negative, indicating that q_i is a low-quality query, we discard q_i from \mathcal{Q} and remove the relevance labels $\{(q_i, *, *)\}$ from \mathcal{R}_+ and \mathcal{R}_- . For details on how we utilize LLM to label the relevance, please refer to Appendix A.3.

Correct the false relevance labels. The false relevant labels comprise two types of documents: the first type includes the generated hard negative documents, and the second type consists of relevant documents that were overlooked in the corpus. Given a query q_i , we design a three-step pipeline to correct the false relevance labels. 1) *Recall with embedding model.* Use the embedding model to search top-1000 relevant documents $\mathcal{L}_{recall} = [d_1, \dots, d_{1000}]$ from the corpus for q_i . 2) *Pre-label with re-ranking models.* Use multiple re-ranking models to re-rank \mathcal{L}_{recall} . We pre-label each document d_j according to their ranking $r_j(\mathcal{M})$ in the re-ranked top-1000 relevant documents $\mathcal{L}_{rerank}(\mathcal{M})$ from the re-ranking model \mathcal{M} . Specifically, if $r_j(\mathcal{M})$ is higher than the predetermined threshold, the label $l_j(\mathcal{M})$ for d_j from \mathcal{M} is positive. If more than half of re-ranking models label d_j as positive, we pre-label d_j as positive, otherwise we pre-label d_j as negative. After this step, each document d_j in \mathcal{L}_{recall} has a preliminary

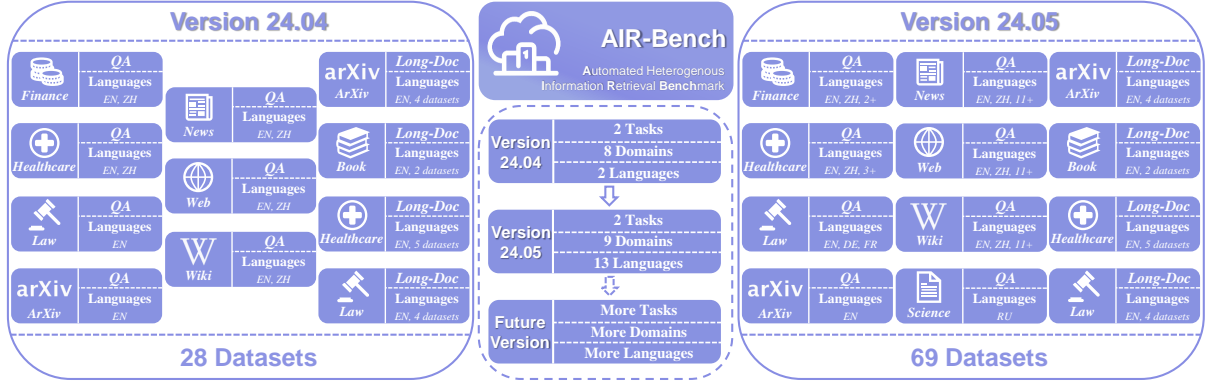


Figure 2: An overview of the diverse tasks, domains, languages, and datasets in AIR-BENCH 24.04 and 24.05.

label pre_l_j . 3) *Label with LLM*. In this step, we also utilize LLM to access the relevance between q_i and the documents $\{d_j\}_{j=1}^{m_i}$ that are pre-labeled as positive in the last step. The prediction from LLM is denoted as l_j . As shown in Table 2, we categorize d_j into three types, and take different actions by the type of d_j and l_j . For details on how we select the embedding model and multiple re-ranking models, and set the predetermined threshold for pre-labeling, please refer to Appendix A.3.

After executing the above quality control process for each query, we get the new queries set \mathcal{Q}' , the new positive documents set \mathcal{D}'_+ , the new hard negative documents set \mathcal{D}'_- , the new corpus $\mathcal{D}' = \mathcal{D}_0 \cup \mathcal{D}'_+ \cup \mathcal{D}'_-$, and the new relevance labels set $\mathcal{R}' = \mathcal{R}'_+ \cup \mathcal{R}'_-$, which form the final dataset.

3 Overview of AIR-BENCH

In this section, we provide an overview of AIR-BENCH from three perspectives: tasks, datasets and software.

Tasks. AIR-BENCH currently covers two retrieval tasks to meet the evaluation needs in different scenarios: 1) **QA**. This task focuses on the classic question answering scenarios (Voorhees et al., 1999), where the corpus consists of a large collection of documents. Following BEIR (Thakur et al., 2021), we utilize nDCG@10 as the main metric for the QA task. 2) **Long-Doc**. This task is closely related with today’s LLM and RAG applications (Lewis et al., 2020), where the corpus consists of chunks from a lengthy document. Given that the proportion of positive documents precedes the ranking of positive documents in the RAG scenario, we utilize Recall@10 as the main metric for the Long-Doc task. AIR-BENCH will be extended to cover more retrieval tasks in the future.

Datasets. As shown in Figure 2, AIR-BENCH

Task →	QA		Long-Doc	
Split →	dev	test	dev	test
# of datasets →	54	53	4	11
Query Type				
HOW	16.4%	17.6%	17.0%	19.7%
WHAT	34.1%	30.9%	28.5%	33.1%
WHEN	4.8%	5.9%	1.1%	1.2%
WHERE	3.0%	3.2%	0.9%	0.8%
WHICH	4.7%	5.3%	4.4%	4.0%
WHO	7.3%	7.6%	8.7%	4.0%
WHY	3.2%	3.2%	6.4%	3.8%
YES/NO	4.2%	4.1%	5.5%	6.9%
CLAIM	22.2%	22.1%	27.5%	26.3%
OTHERS	0.1%	0.1%	0%	0.2%

Table 3: The type distribution of queries in each split for each task in AIR-BENCH 24.05.

currently has two distinct versions, 24.04 and 24.05, where the latest version 24.05 consists of a total of 69 datasets, covering 9 domains and 13 languages on two retrieval tasks. We hope to incorporate more domains and languages in the future version to provide an increasingly comprehensive evaluation benchmark for community developers. More details are available in Appendix B.1.

Software. We develop the AIR-BENCH software² to facilitate the evaluation of any information retrieval methods. Besides, we maintain a Hugging Face leaderboard³ with all datasets and models. For more details, please refer to Appendix C.

4 Diversity Analysis

To analyze the query type diversity of AIR-BENCH, we utilize GPT-4o⁴ (Achiam et al., 2023) as labeler to label the type of the generated queries. Specifically, given a query, we prompt GPT-4o to select

²<https://github.com/AIR-Bench/AIR-Bench>

³<https://huggingface.co/spaces/AIR-Bench/leaderboard>

⁴gpt-4o-2024-08-06

Model	Size	R-MSMARCO		G-MSMARCO			
		nDCG@10	Rank	w/ quality control		w/o quality control	
				nDCG@10	Rank	nDCG@10	Rank
repllama-v1-7b-lora-passage (Ma et al., 2023)	6.74B	48.000	1	59.625	1	33.434	2
e5-large-v2 (Wang et al., 2022b)	335M	45.232	2	55.260	4	32.581	5
multilingual-e5-large (Wang et al., 2024)	560M	45.119	3	54.431	5	32.099	6
multilingual-e5-base (Wang et al., 2024)	278M	44.130	4	52.581	8	30.870	8
bge-large-en-v1.5 (Wang et al., 2024)	335M	44.122	5	55.513	3	33.119	4
e5-mistral-7b-instruct (Wang et al., 2023)	7.11B	43.787	6	59.015	2	36.186	1
e5-small-v2 (Wang et al., 2022b)	33.4M	43.104	7	51.456	10	30.471	10
e5-base-v2 (Wang et al., 2022b)	109M	43.056	8	51.438	11	30.411	11
bge-small-en-v1.5 (Xiao et al., 2024)	33.4M	42.553	9	51.528	9	30.155	13
bge-base-en-v1.5 (Xiao et al., 2024)	109M	42.388	10	54.292	7	32.067	7
multilingual-e5-small (Wang et al., 2024)	118M	42.253	11	47.989	14	28.579	15
simlm-base-msmarco-finetuned (Wang et al., 2022a)	110M	41.675	12	48.102	13	30.548	9
jina-embeddings-v3 (Sturua et al., 2024)	572M	39.787	13	51.098	12	30.297	12
bge-m3 (Chen et al., 2024b)	568M	39.565	14	54.404	6	33.286	3
contriever-msmarco (Izacard et al., 2022)	109M	36.570	15	47.127	15	29.231	14
msmarco-roberta-base-ance-firstp (Xiong et al., 2021)	125M	33.637	16	42.107	16	24.798	16
BM25 (Robertson and Zaragoza, 2009)	-	26.211	17	34.155	17	22.582	17
Spearman Rank Correlation Coefficient (P-value)		-		0.8211 (5e-5)		0.6912 (2e-3)	

Table 4: The consistency between the testing data generated by the pipeline of AIR-BENCH and the human-labeled testing data. We use the MS MARCO passage ranking dataset (Bajaj et al., 2016) to evaluate the consistency. For the public link of the models appearing in the table, please refer to Table 15.

the most suitable type for the query from the optional types.

The statistics are grouped by tasks and splits in Table 3. Based on the results, we can make the following observations. Firstly, both the QA and Long-Doc tasks have the highest frequency of WHAT queries, followed by CLAIM queries as the second most common, and HOW queries as the third. Additionally, the QA task exhibits a more balanced distribution of the other query types, whereas the Long-Doc task shows a lower frequency of WHEN queries and WHERE queries. Lastly, a small number of queries are classified as OTHERS, reflecting the diverse types of queries present in AIR-BENCH to some extent. Further diversity analysis of AIR-BENCH is presented in Appendix B.3.

5 Experiment

In this section, we aim to address the following research questions:

RQ1: How well does the LLM-generated testing data in AIR-BENCH align with the human-labeled testing data?

RQ2: What additional evaluation functionalities does AIR-BENCH offer compared to MTEB/BEIR?

RQ3: How effectively can AIR-BENCH distin-

guish the capabilities of distinct IR models?

5.1 Consistency Analysis (RQ1)

Thomas et al. (2024) have demonstrated that LLMs like OpenAI’s GPT-4 are as accurate as human labelers when generating high-quality golden labels for search system. Based on this conclusion, we attempt to examine how well the LLM-generated testing data aligns with human-labeled testing data.

Setup. We utilize MS MARCO passage ranking dataset (Bajaj et al., 2016) to access the consistency between the LLM-generated testing data in AIR-BENCH and human-labeled testing data. Specifically, we use the positive passages in the raw MS MARCO dev split as the candidate positives (d_i^+ in Stage 2, refer to Section 2.3), and finally generate a new MS MARCO passage ranking dataset. The raw MS MARCO passage ranking dataset (dev split) is denoted as *R-MSMARCO*, and the new generated MS MARCO passage ranking dataset is denoted as *G-MSMARCO*. Table 6 shows the comparison of R-MSMARCO and G-MSMARCO.

To examine how well G-MSMARCO aligns with R-MSMARCO, we evaluate 17 IR models on R-MSMARCO and G-MSMARCO using nDCG@10, and compute the Spearman rank correlation coefficient (Spearman, 1961) between their rankings on R-MSMARCO and G-MSMARCO as the consis-

Model	Size	MTEB (English)				AIR-BENCH 24.05 (English, test)			
		Overall		Retrieval (BEIR)		QA		Long-Doc	
		56 datasets		15 datasets		7 datasets		11 datasets	
		Avg.	Rank	nDCG@10	Rank	nDCG@10	Rank	Recall@10	Rank
<i>LLM-based Embedding Models</i>									
NV-Embed-v2	7.85B	72.31	1	62.65	1	53.35	3	73.45	1
bge-en-icl (zero-shot)	7.11B	71.24	2	61.67	2	53.60	2	72.62	3
bge-en-icl-e5data (zero-shot)	7.11B	64.67	11	59.59	6	54.46	1	73.43	2
SFR-Embedding-2_R	7.11B	70.31	3	60.18	5	50.80	7	65.83	9
gte-Qwen2-7B-instruct	7.61B	70.24	4	60.25	3	51.87	5	63.97	10
NV-Embed-v1	7.85B	69.32	5	59.36	7	50.97	6	72.08	4
Linq-Embed-Mistral	7.11B	68.17	6	60.19	4	49.76	9	70.02	5
SFR-Embedding-Mistral	7.11B	67.56	7	59.00	8	52.78	4	68.10	6
e5-mistral-7b-instruct	7.11B	66.40	8	56.87	10	49.88	8	66.91	7
<i>Large-size Embedding Models</i>									
jina-embeddings-v3	572M	65.51	9	53.88	12	45.07	13	61.50	13
gte-large-en-v1.5	434M	65.39	10	57.91	9	46.251	11	60.71	14
multilingual-e5-large-instruct	560M	64.41	12	52.47	13	45.39	12	63.96	11
bge-large-en-v1.5	335M	64.23	13	54.29	11	44.91	14	61.86	12
e5-large-v2	335M	62.20	14	50.56	14	46.253	10	66.16	8
<i>Lexical Method</i>									
BM25	-	-	-	40.76	15	39.16	15	53.09	15

Table 5: Comparison of the performance of 15 IR models on AIR-BENCH and MTEB/BEIR. The results on MTEB/BEIR are directly taken from the MTEB leaderboard. For detailed information of the models appearing in the table, please refer to Table 15. The detailed results for each dataset in AIR-BENCH are available in Appendix F.2.

	#corpus	#queries	#positives
R-MSMARCO	8,841,823	6,980	7,437
G-MSMARCO	8,872,840	6,319	31,447
w/o quality control	8,878,865	7,429	7,429

Table 6: Comparison of R-MSMARCO and G-MSMARCO. R-MSMARCO is the raw MS MARCO passage ranking dataset (Bajaj et al., 2016), and G-MSMARCO is the generated MS MARCO passage ranking dataset in AIR-BENCH. **#corpus** represents the number of documents in the corpus, **#queries** represents the number of queries, and **#positives** represents the number of positive relevance labels. Since there are some generated hard negative documents in the corpus of G-MSMARCO, it is slightly larger than the corpus of R-MSMARCO.

tency metric.

Main Results. As shown in Table 4, the Spearman rank correlation coefficient is 0.8211 with a p-value of 5e-5, indicating that the LLM-generated testing data aligns well with the human-labeled testing data. Overall, each model achieves higher nDCG@10 on G-MSMARCO than on R-MSMARCO. This can be largely attributed to more comprehensive quality control strategy of AIR-BENCH, which results in more positives for each

query (see Table 6).

Ablation of Quality Control. To demonstrate the necessity of the quality control stage in the data generation pipeline of AIR-BENCH, we also evaluate the consistency between R-MSMARCO and G-MSMARCO generated *without quality control*. As shown in Table 4, the correlation coefficient shows a significant degradation (0.8211 \rightarrow 0.6912). Besides, the nDCG@10 of each model on G-MSMARCO without quality control also has a huge drop, due to some low-quality queries and very limited positives (see Table 6, there are 1,110 low-quality queries and only 7,429 positives). Therefore, quality control stage is necessary to ensure the data generation pipeline a reliable data generation pipeline.

Robustness of Consistency. To investigate the robustness of consistency, we simulate 30 generation processes by randomly sampling 2,000 generated queries from G-MSMARCO on each occasion. After each sampling, we access the consistency between the sampled G-MSMARCO and R-MSMARCO. As illustrated in Figure 3, the LLM-generated testing data exhibits stable and strong consistency with the human-labeled testing data,

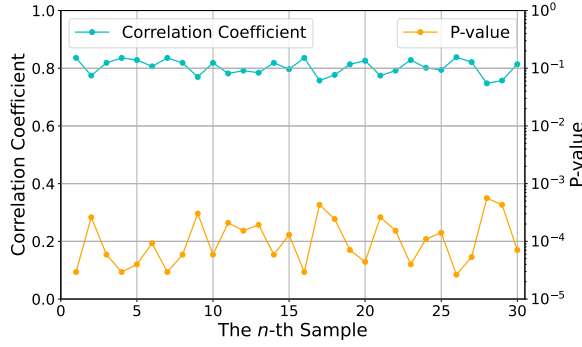


Figure 3: Robustness analysis of the consistency between the LLM-generated testing data and the human-labeled testing data. The mean correlation coefficient is 0.8031 with a mean p-value of $1e-4$ across 30 simulated generation processes.

highlighting the robustness of this consistency.

5.2 Comparison with MTEB/BEIR (RQ2)

To investigate what additional evaluation functionalities AIR-BENCH can offer compared to MTEB (Muennighoff et al., 2023) and BEIR (Thakur et al., 2021), we compare the performance of 15 IR models on AIR-BENCH and MTEB/BEIR.

Setup. In addition to 14 large-size and LLM-based embedding models exhibiting superior performances on MTEB/BEIR, we also evaluate the performance of lexical method BM25 (Robertson and Zaragoza, 2009).

Main Results. As presented in Table 5, we can make the following observations based on the comparison results. 1) LLM-based embedding models generally outperform large-size embedding models on both AIR-BENCH and MTEB/BEIR, largely due to the superior generalization ability of LLMs. Besides, BM25 performs worse than all embedding models on both AIR-BENCH and BEIR. 2) The QA task and the Long-Doc task in AIR-BENCH exhibit a level of heterogeneity. The Spearman rank correlation coefficient between the rankings of the nine LLM-based embedding models across the two tasks is only 0.6, with a p-value of 0.0876. Moreover, as a large-size embedding model, e5-large-v2 even outperforms some LLM-based embedding models on the Long-Doc task. 3) By comparing the results on AIR-BENCH and MTEB/BEIR, we observe that better performance on MTEB/BEIR may not indicate better performance on AIR-BENCH. For example, according to Li et al. (2024), bge-en-icl utilizes more in-domain training data in MTEB/BEIR than

Dataset (\downarrow)	mContriever	mContriever-finetuned
	nDCG@10	nDCG@10 / Training Data
finance_en	39.452	41.281 ($\uparrow 1.829$) FiQA (Maia et al., 2018)
healthcare_zh	14.557	17.351 ($\uparrow 2.794$) cMedQAv2 (Zhang et al., 2018)
law_de	5.614	6.687 ($\uparrow 1.073$) Hoppe et al. (2021)
law_fr	3.102	4.325 ($\uparrow 1.223$) BSARD (Louis and Spanakis, 2022)
web_hi	19.067	30.103 ($\uparrow 11.036$) mMARCO (Bonifacio et al., 2021)
wiki_ar	38.159	43.470 ($\uparrow 5.311$) MIRACL (Zhang et al., 2023)

Table 7: AIR-BENCH can showcase models’ performance enhancement in specific domains. The training process takes 100 steps for cMedQAv2, and 50 steps for the other datasets.

bge-en-icl-e5data and achieves more superior performance on MTEB/BEIR. However, compared to bge-en-icl-e5data, bge-en-icl shows performance degradation on AIR-BENCH, including both the QA task ($54.46 \rightarrow 53.60$) and the Long-Doc task ($73.43 \rightarrow 72.62$). This suggests that increased in-domain training data in MTEB/BEIR may introduce a risk of over-fitting, leading to a decline in the generalization ability of embedding models.

In conclusion, as a new benchmark, AIR-BENCH can offer additional evaluation functionalities for community developers compared to MTEB/BEIR.

5.3 Distinguishing Models (RQ3)

To examine how effectively AIR-BENCH can distinguish the capabilities of distinct IR models, we evaluate the performance of a single model before and after fine-tuning to illustrate that AIR-BENCH can reflect the performance enhancement of IR models in specific domains.

Setup. We fine-tune mContriever⁵ (Izacard et al., 2021) using domain-specific training datasets, and compare the model’s performance on the corresponding datasets in AIR-BENCH before and after fine-tuning. Specifically, we fine-tune⁶ mContriever with FlagEmbedding tool⁷ to enhance its

⁵<https://huggingface.co/facebook/mcontriever-msmarco>

⁶The learning rate is 2×10^{-4} , the warmup ratio is 0.1, and the weight decay is 0.01. The training process takes around a hundred steps with a total batch size of 64 on 8 A800 GPUs.

⁷<https://github.com/FlagOpen/FlagEmbedding>

domain-specific capabilities. The domain-specific training data used for fine-tuning is independent of the corresponding testing data in AIR-BENCH.

Main Results. Table 7 presents the detailed information about each domain-specific training dataset and compares the model’s performance on the corresponding dataset in AIR-BENCH before and after fine-tuning. For example, after fine-tuning with the Hindi training data from mMARCO (Bonifacio et al., 2021), the performance of mContriever on the web_hi dataset in AIR-BENCH improves from 19.067 to 30.103. This trend is also observed in other domains, such as finance, healthcare, law and wiki. Therefore, AIR-BENCH effectively reflects the performance enhancement of IR models in specific domains following fine-tuning with domain-specific training datasets.

We also evaluate a diverse set of IR models on AIR-BENCH to further demonstrate its capability of distinguishing different models across multiple dimensions, including model type, domain, and language. Refer to Appendix F.1 for the details.

6 Related Work

The related works are reviewed from two aspects: evaluation datasets for IR, and synthetic data generation for IR.

6.1 Evaluation Datasets for IR

Evaluation datasets are critically important for the development of IR models.

In recent years, a series of milestone works have been introduced to the community. As the earlier contributions, MS MARCO (Bajaj et al., 2016) includes Bing search questions paired with human-labeled relevant passages from Web documents. Natural Questions (NQ) (Kwiatkowski et al., 2019) consists of Google search queries with human-labeled relevant Wikipedia pages. Both MS MARCO and NQ are designed for open-domain question answering tasks in English. Recent works like Mr.TyDi (Zhang et al., 2021), while MIRACL (Zhang et al., 2023) focus on multilingual retrieval in non-English languages. Mr.TyDi covers 11 languages and MIRACL encompasses an extended 18 languages. BEIR (Thakur et al., 2021) and MTEB (Muennighoff et al., 2023) are introduced to benchmark IR models in a general-domain zero-shot setting, including multiple existing datasets from diverse tasks and domains.

However, all of these benchmarks, which rely

on pre-defined domains and human-labeled data, face limitations in addressing evaluation needs for emerging domains both cost-effectively and efficiently. Recently, several studies have explored the application of large language models for retrieval evaluation in retrieval-augmented generation (RAG) systems (Es et al., 2024; Saad-Falcon et al., 2024; Salemi and Zamani, 2024), offering a promising solution to this challenge. Nonetheless, a comprehensive IR benchmark that addresses this limitation remains insufficiently developed.

6.2 Synthetic Data Generation for IR

The tasks and domains in IR applications are often diverse and dynamic, meaning that the training and evaluation data are frequently unavailable for new tasks and domains. As a result, it becomes challenging to fine-tune and evaluate IR models in these contexts.

Several recent works (Bonifacio et al., 2022; Dai et al., 2023; Jeronymo et al., 2023; Khramtsova et al., 2024; Thakur et al., 2024) have focused on addressing the scarcity of domain-specific training data by prompting LLMs to generate synthetic training data. Wang et al. (2023) and Chen et al. (2024a) employ LLMs to generate synthetic task and training data. Lee et al. (2024b) further refines the synthetic training data by using LLMs to select more relevant positives and negatives.

However, there is currently limited research addressing the scarcity of domain-specific evaluation datasets. Thomas et al. (2024) have demonstrated that powerful LLMs can generate high-quality golden labels for search system with accuracy comparable to human labelers, laying a solid foundation for our work. Our experiment results also demonstrate that the LLM-generated testing data aligns well with the human-labeled testing data. To our knowledge, AIR-BENCH is the first comprehensive IR benchmark that utilizes the LLM-generated datasets to perform evaluation.

7 Conclusion

In this paper, we introduce a new IR benchmark AIR-BENCH, which is highlighted for three main features: 1) Automated, 2) Heterogeneous, and 3) Dynamic. We demonstrate that the generated testing data in AIR-BENCH is highly consistent with the human-labeled testing data, which makes AIR-BENCH a dependable benchmark for evaluating IR models. Additionally, we demonstrate

that AIR-BENCH can offer additional evaluation functionalities compared to MTEB/BEIR. Last but not least, we demonstrate that AIR-BENCH can effectively distinguish the capabilities of distinct IR models from multiple dimensions.

AIR-BENCH currently covers 2 tasks, 9 domains and 13 languages, including a total of 69 datasets. In the future, AIR-BENCH will be extended to cover more tasks, domains and languages to provide an increasingly comprehensive evaluation benchmark for community developers. We welcome datasets contributions to AIR-BENCH⁸ as well as the model submissions to our leaderboard⁹.

Limitations

While AIR-BENCH aims to be a comprehensive IR benchmark, incorporating new features to address limitations in existing benchmarks, it still has several inherent constraints: 1) Dependence on real-world corpora. The generation process for each dataset in AIR-BENCH begins with corpora preparation. Consequently, the availability of real-world corpora is essential for generating an evaluation dataset. Future extensions of AIR-BENCH will be significantly influenced by this factor. 2) Reliance on capabilities of LLM. We design complex prompts for the LLM to diversify the generated queries. The quality of these queries is largely dependent on the LLM’s capabilities, including its instruction-following, domain-specific, and language-specific capabilities. 3) Potential biases from quality control models. In addition to the LLM, we employ several existing IR models during the quality control stage. This reliance may introduce potential biases in the final evaluation dataset.

Ethics Consideration

Since AIR-BENCH is built on testing data generated by LLM, it may inherit potential biases, toxicity, and other issues present in the LLM used during the generation process. Additionally, considering that the corpora utilized in the generation process are derived from the real-world sources, they may contain sensitive content. Therefore, the testing data in AIR-BENCH may only be used for evaluation purposes.

⁸<https://github.com/AIR-Bench/AIR-Bench>

⁹<https://huggingface.co/spaces/AIR-Bench/leaderboard>

References

- Josh Achiam, Steven Adler, Sandhini Agarwal, Lama Ahmad, Ilge Akkaya, Florencia Leoni Aleman, Diogo Almeida, Janko Altschmidt, Sam Altman, Shyamal Anadkat, et al. 2023. Gpt-4 technical report. *arXiv preprint arXiv:2303.08774*.
- Payal Bajaj, Daniel Campos, Nick Craswell, Li Deng, Jianfeng Gao, Xiaodong Liu, Rangan Majumder, Andrew McNamara, Bhaskar Mitra, Tri Nguyen, et al. 2016. Ms marco: A human generated machine reading comprehension dataset. *arXiv preprint arXiv:1611.09268*.
- Luiz Bonifacio, Hugo Abonizio, Marzieh Fadaee, and Rodrigo Nogueira. 2022. *Inpars: Unsupervised dataset generation for information retrieval*. In *Proceedings of the 45th International ACM SIGIR Conference on Research and Development in Information Retrieval, SIGIR ’22*, page 2387–2392, New York, NY, USA. Association for Computing Machinery.
- Luiz Henrique Bonifacio, Israel Campiotti, Roberto de Alencar Lotufo, and Rodrigo Nogueira. 2021. mmarco: A multilingual version of ms marco passage ranking dataset. *corr abs/2108.13897 (2021)*. *arXiv preprint arXiv:2108.13897*.
- Ilias Chalkidis, Nicolas Garneau, Catalina Goanta, Daniel Katz, and Anders Søgaard. 2023. *LeXFiles and LegalLAMA: Facilitating English multinational legal language model development*. In *Proceedings of the 61st Annual Meeting of the Association for Computational Linguistics (Volume 1: Long Papers)*, pages 15513–15535, Toronto, Canada. Association for Computational Linguistics.
- Haonan Chen, Liang Wang, Nan Yang, Yutao Zhu, Ziliang Zhao, Furu Wei, and Zhicheng Dou. 2024a. Little giants: Synthesizing high-quality embedding data at scale. *arXiv preprint arXiv:2410.18634*.
- Jianlyu Chen, Shitao Xiao, Peitian Zhang, Kun Luo, Defu Lian, and Zheng Liu. 2024b. *M3-embedding: Multi-linguality, multi-functionality, multi-granularity text embeddings through self-knowledge distillation*. In *Findings of the Association for Computational Linguistics ACL 2024*, pages 2318–2335, Bangkok, Thailand and virtual meeting. Association for Computational Linguistics.
- Arman Cohan, Franck Dernoncourt, Doo Soon Kim, Trung Bui, Seokhwan Kim, Walter Chang, and Nazli Goharian. 2018. *A discourse-aware attention model for abstractive summarization of long documents*. In *Proceedings of the 2018 Conference of the North American Chapter of the Association for Computational Linguistics: Human Language Technologies, Volume 2 (Short Papers)*, pages 615–621, New Orleans, Louisiana. Association for Computational Linguistics.
- Zhuyun Dai, Vincent Y Zhao, Ji Ma, Yi Luan, Jianmo Ni, Jing Lu, Anton Bakalov, Kelvin Guu, Keith Hall,

- and Ming-Wei Chang. 2023. [Promptagator: Few-shot dense retrieval from 8 examples](#). In *The Eleventh International Conference on Learning Representations*.
- Tobias Daudert and Sina Ahmadi. 2019. [CoFiF: A corpus of financial reports in French language](#). In *Proceedings of the First Workshop on Financial Technology and Natural Language Processing*, pages 21–26, Macao, China.
- Shahul Es, Jithin James, Luis Espinosa Anke, and Steven Schockaert. 2024. [RAGAs: Automated evaluation of retrieval augmented generation](#). In *Proceedings of the 18th Conference of the European Chapter of the Association for Computational Linguistics: System Demonstrations*, pages 150–158, St. Julians, Malta. Association for Computational Linguistics.
- Felix Hamborg, Norman Meuschke, Corinna Breiteringer, and Bela Gipp. 2017. [news-please: A generic news crawler and extractor](#). In *Proceedings of the 15th International Symposium of Information Science*, pages 218–223.
- Peter Henderson*, Mark S. Krass*, Lucia Zheng, Neel Guha, Christopher D. Manning, Dan Jurafsky, and Daniel E. Ho. 2022. [Pile of law: Learning responsible data filtering from the law and a 256gb open-source legal dataset](#). *arXiv preprint*.
- Christoph Hoppe, David Pelkmann, Nico Migenda, Daniel Hötte, and Wolfram Schenck. 2021. Towards intelligent legal advisors for document retrieval and question-answering in german legal documents. In *2021 IEEE Fourth International Conference on Artificial Intelligence and Knowledge Engineering (AIKE)*, pages 29–32. IEEE.
- Gautier Izacard, Mathilde Caron, Lucas Hosseini, Sebastian Riedel, Piotr Bojanowski, Armand Joulin, and Edouard Grave. 2021. Unsupervised dense information retrieval with contrastive learning. *arXiv preprint arXiv:2112.09118*.
- Gautier Izacard, Mathilde Caron, Lucas Hosseini, Sebastian Riedel, Piotr Bojanowski, Armand Joulin, and Edouard Grave. 2022. [Unsupervised dense information retrieval with contrastive learning](#). *Transactions on Machine Learning Research*.
- Vitor Jeronimo, Luiz Bonifacio, Hugo Abonizio, Marzieh Fadaee, Roberto Lotufo, Jakub Zavrel, and Rodrigo Nogueira. 2023. Inpars-v2: Large language models as efficient dataset generators for information retrieval. *arXiv preprint arXiv:2301.01820*.
- Qiao Jin, Bhuwan Dhingra, Zhengping Liu, William Cohen, and Xinghua Lu. 2019. Pubmedqa: A dataset for biomedical research question answering. In *Proceedings of the 2019 Conference on Empirical Methods in Natural Language Processing and the 9th International Joint Conference on Natural Language Processing (EMNLP-IJCNLP)*, pages 2567–2577.
- Ekaterina Khramtsova, Shengyao Zhuang, Mahsa Bakhtashmotlagh, and Guido Zuccon. 2024. [Leveraging llms for unsupervised dense retriever ranking](#). In *Proceedings of the 47th International ACM SIGIR Conference on Research and Development in Information Retrieval, SIGIR '24*, page 1307–1317, New York, NY, USA. Association for Computing Machinery.
- Junseong Kim, Seolhwa Lee, Jihoon Kwon, Sangmo Gu, Yejin Kim, Minkyung Cho, Jy-yong Sohn, and Chanyeol Choi. 2024. [Linq-embed-mistral: elevating text retrieval with improved gpt data through task-specific control and quality refinement](#). Linq AI Research Blog.
- Tom Kwiatkowski, Jennimaria Palomaki, Olivia Redfield, Michael Collins, Ankur Parikh, Chris Alberti, Danielle Epstein, Illia Polosukhin, Jacob Devlin, Kenton Lee, et al. 2019. Natural questions: a benchmark for question answering research. *Transactions of the Association for Computational Linguistics*, 7:453–466.
- Chankyu Lee, Rajarshi Roy, Mengyao Xu, Jonathan Raiman, Mohammad Shoeybi, Bryan Catanzaro, and Wei Ping. 2024a. Nv-embed: Improved techniques for training llms as generalist embedding models. *arXiv:2405.17428*.
- Jinhyuk Lee, Zhuyun Dai, Xiaoqi Ren, Blair Chen, Daniel Cer, Jeremy R Cole, Kai Hui, Michael Boratko, Rajvi Kapadia, Wen Ding, et al. 2024b. Gecko: Versatile text embeddings distilled from large language models. *arXiv preprint arXiv:2403.20327*.
- David Lewis. 1997. Reuters-21578 Text Categorization Collection. UCI Machine Learning Repository. DOI: <https://doi.org/10.24432/C52G6M>.
- Patrick Lewis, Ethan Perez, Aleksandra Piktus, Fabio Petroni, Vladimir Karpukhin, Naman Goyal, Heinrich Küttler, Mike Lewis, Wen-tau Yih, Tim Rocktäschel, Sebastian Riedel, and Douwe Kiela. 2020. [Retrieval-augmented generation for knowledge-intensive nlp tasks](#). In *Advances in Neural Information Processing Systems*, volume 33, pages 9459–9474. Curran Associates, Inc.
- Chaofan Li, MingHao Qin, Shitao Xiao, Jianlyu Chen, Kun Luo, Yingxia Shao, Defu Lian, and Zheng Liu. 2024. Making text embedders few-shot learners. *arXiv preprint arXiv:2409.15700*.
- Jianquan Li, Xidong Wang, Xiangbo Wu, Zhiyi Zhang, Xiaolong Xu, Jie Fu, Prayag Tiwari, Xiang Wan, and Benyou Wang. 2023a. [Huatuo-26m, a large-scale chinese medical qa dataset](#). *Preprint*, arXiv:2305.01526.
- Zehan Li, Xin Zhang, Yanzhao Zhang, Dingkun Long, Pengjun Xie, and Meishan Zhang. 2023b. Towards general text embeddings with multi-stage contrastive learning. *arXiv preprint arXiv:2308.03281*.
- Jimmy Lin, Xueguang Ma, Sheng-Chieh Lin, Jheng-Hong Yang, Ronak Pradeep, and Rodrigo Nogueira.

2021. Pyserini: A python toolkit for reproducible information retrieval research with sparse and dense representations. In *Proceedings of the 44th International ACM SIGIR Conference on Research and Development in Information Retrieval*, pages 2356–2362.
- Jerry Liu. 2022. [LlamaIndex](#).
- Antoine Louis and Gerasimos Spanakis. 2022. [A statutory article retrieval dataset in french](#). In *Proceedings of the 60th Annual Meeting of the Association for Computational Linguistics*, page 6789–6803, Dublin, Ireland. Association for Computational Linguistics.
- Xueguang Ma, Liang Wang, Nan Yang, Furu Wei, and Jimmy Lin. 2023. Fine-tuning llama for multi-stage text retrieval. *arXiv:2310.08319*.
- Macedo Maia, Siegfried Handschuh, André Freitas, Brian Davis, Ross McDermott, Manel Zarrouk, and Alexandra Balahur. 2018. Wwv’18 open challenge: financial opinion mining and question answering. In *Companion proceedings of the the web conference 2018*, pages 1941–1942.
- Niklas Muennighoff, Nouamane Tazi, Loic Magne, and Nils Reimers. 2023. [MTEB: Massive text embedding benchmark](#). In *Proceedings of the 17th Conference of the European Chapter of the Association for Computational Linguistics*, pages 2014–2037, Dubrovnik, Croatia. Association for Computational Linguistics.
- Inc. NetEase Youdao. 2023. Bcembedding: Bilingual and crosslingual embedding for rag. <https://github.com/netease-youdao/BCEmbedding>.
- Joel Niklaus, Veton Matoshi, Matthias Stürmer, Ilias Chalkidis, and Daniel E. Ho. 2023. [Multilegalpile: A 689gb multilingual legal corpus](#). Preprint, arXiv:2306.02069.
- Colin Raffel, Noam Shazeer, Adam Roberts, Katherine Lee, Sharan Narang, Michael Matena, Yanqi Zhou, Wei Li, and Peter J. Liu. 2020. Exploring the limits of transfer learning with a unified text-to-text transformer. *J. Mach. Learn. Res.*, 21(1).
- Nils Reimers and Iryna Gurevych. 2019. [Sentence-bert: Sentence embeddings using siamese bert-networks](#). In *Proceedings of the 2019 Conference on Empirical Methods in Natural Language Processing*. Association for Computational Linguistics.
- Stephen Robertson and Hugo Zaragoza. 2009. [The probabilistic relevance framework: Bm25 and beyond](#). *Foundations and Trends® in Information Retrieval*, 3(4):333–389.
- Jon Saad-Falcon, Omar Khattab, Christopher Potts, and Matei Zaharia. 2024. [ARES: An automated evaluation framework for retrieval-augmented generation systems](#). In *Proceedings of the 2024 Conference of the North American Chapter of the Association for Computational Linguistics: Human Language Technologies (Volume 1: Long Papers)*, pages 338–354, Mexico City, Mexico. Association for Computational Linguistics.
- Alireza Salemi and Hamed Zamani. 2024. [Evaluating retrieval quality in retrieval-augmented generation](#). In *Proceedings of the 47th International ACM SIGIR Conference on Research and Development in Information Retrieval*, SIGIR ’24, page 2395–2400, New York, NY, USA. Association for Computing Machinery.
- Thomas Scialom, Paul-Alexis Dray, Sylvain Lamprier, Benjamin Piwowarski, and Jacopo Staiano. 2020. [MLSUM: The multilingual summarization corpus](#). In *Proceedings of the 2020 Conference on Empirical Methods in Natural Language Processing (EMNLP)*, pages 8051–8067, Online. Association for Computational Linguistics.
- Charles Spearman. 1961. The proof and measurement of association between two things.
- Saba Sturua, Isabelle Mohr, Mohammad Kalim Akram, Michael Günther, Bo Wang, Markus Krimmel, Feng Wang, Georgios Mastrapas, Andreas Koukounas, Nan Wang, et al. 2024. jina-embeddings-v3: Multilingual embeddings with task lora. *arXiv preprint arXiv:2409.10173*.
- Nandan Thakur, Jianmo Ni, Gustavo Hernandez Abrego, John Wieting, Jimmy Lin, and Daniel Cer. 2024. [Leveraging LLMs for synthesizing training data across many languages in multilingual dense retrieval](#). In *Proceedings of the 2024 Conference of the North American Chapter of the Association for Computational Linguistics: Human Language Technologies (Volume 1: Long Papers)*, pages 7699–7724, Mexico City, Mexico. Association for Computational Linguistics.
- Nandan Thakur, Nils Reimers, Andreas Rücklé, Abhishek Srivastava, and Iryna Gurevych. 2021. [BEIR: A heterogeneous benchmark for zero-shot evaluation of information retrieval models](#). In *Thirty-fifth Conference on Neural Information Processing Systems Datasets and Benchmarks Track (Round 2)*.
- Paul Thomas, Seth Spielman, Nick Craswell, and Bhaskar Mitra. 2024. [Large language models can accurately predict searcher preferences](#). In *Proceedings of the 47th International ACM SIGIR Conference on Research and Development in Information Retrieval*, SIGIR ’24, page 1930–1940, New York, NY, USA. Association for Computing Machinery.
- Fabián Villena. 2019. [Multilingual medical corpora](#).
- Ellen M Voorhees et al. 1999. The trec-8 question answering track report. In *Trec*, volume 99, pages 77–82.
- Liang Wang, Nan Yang, Xiaolong Huang, Binxing Jiao, Linjun Yang, Daxin Jiang, Rangan Majumder, and Furu Wei. 2022a. Simlm: Pre-training with representation bottleneck for dense passage retrieval. *ArXiv*, abs/2207.02578.

- Liang Wang, Nan Yang, Xiaolong Huang, Binxing Jiao, Linjun Yang, Daxin Jiang, Rangan Majumder, and Furu Wei. 2022b. Text embeddings by weakly-supervised contrastive pre-training. *arXiv preprint arXiv:2212.03533*.
- Liang Wang, Nan Yang, Xiaolong Huang, Linjun Yang, Rangan Majumder, and Furu Wei. 2023. Improving text embeddings with large language models. *arXiv preprint arXiv:2401.00368*.
- Liang Wang, Nan Yang, Xiaolong Huang, Linjun Yang, Rangan Majumder, and Furu Wei. 2024. Multilingual e5 text embeddings: A technical report. *arXiv preprint arXiv:2402.05672*.
- Thomas Wolf, Lysandre Debut, Victor Sanh, Julien Chaumond, Clement Delangue, Anthony Moi, Pierric Cistac, Tim Rault, Rémi Louf, Morgan Funtowicz, Joe Davison, Sam Shleifer, Patrick von Platen, Clara Ma, Yacine Jernite, Julien Plu, Canwen Xu, Teven Le Scao, Sylvain Gugger, Mariama Drame, Quentin Lhoest, and Alexander M. Rush. 2020. [Transformers: State-of-the-art natural language processing](#). In *Proceedings of the 2020 Conference on Empirical Methods in Natural Language Processing: System Demonstrations*, pages 38–45, Online. Association for Computational Linguistics.
- Shitao Xiao, Zheng Liu, Peitian Zhang, Niklas Muenighoff, Defu Lian, and Jian-Yun Nie. 2024. [C-pack: Packed resources for general chinese embeddings](#). In *Proceedings of the 47th International ACM SIGIR Conference on Research and Development in Information Retrieval, SIGIR '24*, page 641–649, New York, NY, USA. Association for Computing Machinery.
- Lee Xiong, Chenyan Xiong, Ye Li, Kwok-Fung Tang, Jialin Liu, Paul N. Bennett, Junaid Ahmed, and Arnold Overwijk. 2021. [Approximate nearest neighbor negative contrastive learning for dense text retrieval](#). In *International Conference on Learning Representations*.
- Sheng Zhang, Xin Zhang, Hui Wang, Lixiang Guo, and Shanshan Liu. 2018. [Multi-scale attentive interaction networks for chinese medical question answer selection](#). *IEEE Access*, 6:74061–74071.
- Xin Zhang, Yanzhao Zhang, Dingkun Long, Wen Xie, Ziqi Dai, Jialong Tang, Huan Lin, Baosong Yang, Pengjun Xie, Fei Huang, Meishan Zhang, Wenjie Li, and Min Zhang. 2024. mgte: Generalized long-context text representation and reranking models for multilingual text retrieval.
- Xinyu Zhang, Xueguang Ma, Peng Shi, and Jimmy Lin. 2021. [Mr. TyDi: A multi-lingual benchmark for dense retrieval](#). In *Proceedings of the 1st Workshop on Multilingual Representation Learning*, pages 127–137, Punta Cana, Dominican Republic. Association for Computational Linguistics.
- Xinyu Zhang, Nandan Thakur, Odunayo Ogundepo, Ehsan Kamalloo, David Alfonso-Hermelo, Xiaoguang Li, Qun Liu, Mehdi Rezagholizadeh, and Jimmy Lin. 2023. Miracl: A multilingual retrieval dataset covering 18 diverse languages. *Transactions of the Association for Computational Linguistics*, 11:1114–1131.
- Honglei Zhuang, Zhen Qin, Kai Hui, Junru Wu, Le Yan, Xuanhui Wang, and Michael Bendersky. 2024. [Beyond yes and no: Improving zero-shot LLM rankers via scoring fine-grained relevance labels](#). In *Proceedings of the 2024 Conference of the North American Chapter of the Association for Computational Linguistics: Human Language Technologies (Volume 2: Short Papers)*, pages 358–370, Mexico City, Mexico. Association for Computational Linguistics.

A Details on Benchmark Construction

In this section, we provide more details on the construction of datasets in AIR-BENCH. Considering the powerful capability of GPT-4 (Achiam et al., 2023), we use *gpt-4-1106-preview*¹⁰ as the LLM through the generation pipeline.

A.1 Corpora Preparation

AIR-BENCH currently covers two different tasks: QA and Long-Doc. For QA task, we directly use the real-world dataset as the corpus, such as Wikipedia, mC4(Raffel et al., 2020), CC-News(Hamborg et al., 2017), etc. We filter out text that is either too short or too long and make a straightforward attempt to remove any information that names or uniquely identifies individuals, as well as any offensive content. For Long-Doc task, we first select one long document for each dataset, such as book, ArXiv paper, legal document, etc., and remove table of contents and references. Then we use the node parser¹¹ tool from LlamaIndex(Liu, 2022) to split the long document into fixed-size chunks¹² as the corpus. All corpora used in AIR-BENCH are available in Appendix B.1.

A.2 Candidate Generation

A.2.1 Query Generation

To diversify the generated queries, we consider the following attributes when designing the prompt.

Query Length. This refers to the length of the query. We consider four different categories based on word count: *less than 5 words*, *less than 10 words*, *10 to 20 words*, and *at least 20 words*. The ratio of the number of queries in these categories is 1:4:2:1.

Query Type. This refers to the type of the query. We consider three different types: *question*, *problem*, and *claim*. Based on our observation, the “problem” type is usually more difficult than the “question” type. The ratio of the number of queries in these three types is 3:1:1. For Long-Doc task, considering that the chunks in the corpus are derived from the same long document, the topics of these chunks are highly related. Therefore, we only utilized two types for Long-Doc task: question and claim. For the “claim” type, we observe that when the claim is too short, it will become too ambiguous

to be a high-quality query. Therefore, the query length for the “claim” type is only sampled from “between 10 and 20 words” and “at least 20 words”.

Information-based Type. This refers to the type of the information used when formulating queries. We consider two different types: *queries based on the overall information in the document*, and *queries based on the partial information beyond the main topic of the document*. The ratio of the number of queries in these two types is 1:1.

Expression Style. This refers to the style of query formulation. The three attributes mentioned above are used in Step 4. In Step 5, we consider different types of expression styles, allowing the LLM to rewrite the queries using various styles, thereby enhancing the diversity of query formulations. There are seven different styles in total: *concise*, *casual*, *informal*, *formal*, *professional*, *complicated*, and *academic*. During the rewriting process, the sampling probabilities for these styles are in the ratio of 5:3:3:1:1:1:1.

A.2.2 Hard Negative Generation

To improve the difficulty of the generated datasets, we prompt LLM to generate 3-7 hard negative documents based on the rewritten query and the original positive document. For Long-Doc task, considering the chunks are extracted from the same long document and some of them have been hard enough, we do not generate additional hard negatives. The statistics of the number of hard negatives in each dataset are available in Appendix B.1.

A.3 Quality Control

We present more details on how we use LLM as labeler to label the relevance, select the embedding model and multiple re-ranking models, and set the predetermined threshold for pre-labeling.

Use LLM as labeler. Thomas et al. (2024) demonstrated that LLMs like OpenAI’s GPT-4 are as accurate as human labelers when generating high-quality golden labels for search system. Zhuang et al. (2024) showed that incorporating fine-grained relevance labels into the prompt for LLM rerankers significantly improves their performance on zero-shot reranking. In our paper, we use GPT-4 as labeler with a 4-level relevance generation strategy. The prompt we used is shown in Table 8.

Embedding Model. Considering that the corpora in AIR-BENCH are multilingual, we use bge-

¹⁰<https://platform.openai.com/docs/models/gpt-4-turbo-and-gpt-4>

¹¹SimpleNodeParser: https://github.com/run-llama/llama_index

¹²chunk_size=200, chunk_overlap=50

For the following query and document, judge whether the document is relevant to the query.

Query:

```
...
{query}
...
```

Document:

```
...
{doc}
...
```

Your output must be one of the following:

- 0: The document is not relevant to the query.
- 1: The document is superficially relevant but actually not relevant to the query.
- 2: The document is somewhat relevant to the query.
- 3: The document is relevant to the query.

Do not explain your answer in the output. Your output must be a single number.

Table 8: Prompt used for LLM to label the relevance. {query} and {doc} are placeholders of query and document, respectively.

m3¹³ as the embedding model to recall the top-1000 relevant documents.

Multiple Re-ranking Models. For the datasets in English and Chinese, we use the following three re-ranking models: bge-reranker-large¹⁴, bce-reranker-base_v1¹⁵, mmarco-mMiniLMv2-L12-H384-v1¹⁶. For the datasets in the other languages, we use the following three re-ranking models: bge-reranker-v2-m3¹⁷, mmarco-mMiniLMv2-L12-H384-v1, bge-reranker-v2-gemma¹⁸.

Predetermined Threshold. For the hard negative documents, we set the threshold to 20. For the other documents, we set the threshold to 10.

A.4 Queries Split

After the quality control stage, we split the generated queries into different sets. For QA task, we split the queries in each dataset into dev set and test set in a 1:4 ratio. For Long-Doc task, we select one dataset as the dev set for each domain, and remain other datasets as the test set. Refer to Appendix B.1 for more details.

¹³<https://huggingface.co/BAAI/bge-m3>

¹⁴<https://huggingface.co/BAAI/bge-reranker-large>

¹⁵https://huggingface.co/maidalun1020/bce-reranker-base_v1

¹⁶<https://huggingface.co/nreimers/mmarco-mMiniLMv2-L12-H384-v1>

¹⁷<https://huggingface.co/BAAI/bge-reranker-v2-m3>

¹⁸<https://huggingface.co/BAAI/bge-reranker-v2-gemma>

B AIR-BENCH Datasets

B.1 Specifications

The available versions of AIR-BENCH are listed in Table 9.

Version	Release Date	#domains	#languages	#datasets	Statistics
24.04	May 21, 2024	8	2	28	Table 16
24.05	Oct 17, 2024	9	13	69	Table 17-21

Table 9: Available versions of AIR-BENCH.

For each dataset, we use the same format as BEIR, i.e. corpus, queries and qrels¹⁹, which are all available in the Hugging Face Hub²⁰ of AIR-BENCH. To avoid the possible data leakage, we keep the qrels in test splits private. For the qrels in dev splits, we make them public to enable the developers to perform evaluation by themselves.

As the initial version, AIR-BENCH 24.04 only covered 2 languages, English and Chinese. Additionally, each dataset in AIR-BENCH 24.04 only contains the test set, which means that the developers could not know the evaluation results until they submit their model’s search results to the leaderboard. As for the latest version AIR-BENCH 24.05, we have covered 13 languages, and included dev set and test set. The golden labels of dev set are made public, and the golden labels of test set remain private. Furthermore, the corpus size of some datasets in AIR-BENCH 24.04 is too large (such as 6.7M for wiki_en dataset and 2.4M for finance_zh dataset in QA task), which makes the download of datasets and the evaluation of models relatively inefficient. Therefore, in AIR-BENCH 24.05, we trimmed the large corpora to maintain a corpus size of around 1M for each dataset.

For the detailed statistics of all datasets in AIR-BENCH 24.04 and 24.05, please refer to Table 16 and Table 17-21, respectively. Note that we use the tokenizer²¹ of OpenAI’s GPT-4o²² to count the token number for every language.

B.2 Licenses

In Table 16-21, we also list the licenses of the source corpora used for the dataset generation in AIR-BENCH. All generated testing data in AIR-

¹⁹qrels are the relevance labels for queries. The relevance label is 1 for the positive document, and 0 for the negative document.

²⁰<https://huggingface.co/AIR-Bench>

²¹<https://github.com/openai/tiktoken>

²²<https://openai.com/index/hello-gpt-4o/>

	QA		Long-Doc	
split →	dev	test	dev	test
# of datasets →	54	53	4	11
<i>Query Style</i>				
FORMAL	31.3%	35.3%	17.7%	17.9%
INFORMAL	44.3%	44.7%	28.3%	27.4%
PROFESSIONAL	7.0%	6.8%	8.2%	10.3%
CASUAL	0.8%	0.7%	0.5%	0.6%
COMPLICATED	0.5%	0.3%	0.7%	1.4%
CONCISE	8.3%	5.4%	12.3%	12.5%
ACADEMIC	7.8%	6.8%	32.2%	29.8%
OTHERS	< 0.1%	< 0.1%	0.1%	0.1%

Table 10: The style distribution of queries in each split for each task in AIR-BENCH 24.05.

BENCH is licensed under CC BY-NC-SA-4.0²³. The testing data in AIR-BENCH may only be used for evaluation purposes.

B.3 Additional Diversity Analysis

We provide more analysis of diversity to better characterize AIR-BENCH.

B.3.1 Query Diversity

We also analyze the **style diversity** of the generated queries in AIR-BENCH. We still utilize GPT-4o²⁴ as labeler to label the style of the queries in AIR-BENCH. The optional query styles include: FORMAL, INFORMAL, PROFESSIONAL, CASUAL, COMPLICATED, CONCISE, ACADEMIC, and OTHERS. The statistics are grouped by tasks and splits in Table 10.

We can make the following observations according to the results. First of all, since the optional styles given to GPT-4o are not mutually exclusive, the ratio of the number of different styles is not consistent with the ratio we set in the generation stage (Step 5 of the Candidate Generation stage). Secondly, the QA task tends to have more INFORMAL queries, and Long-Doc task tends to have more ACADEMIC queries, which may be due to the fact that the long documents in the Long-Doc task are more academic related, such as ArXiv papers, books, etc. Finally, PROFESSIONAL queries and COMPLICATED queries account for a certain portion, which means that some queries in AIR-BENCH are probably challenging for IR models.

B.3.2 Corpus Diversity

Following the work of BEIR (Thakur et al., 2021), we compute the pairwise weighted Jaccard similarity scores between the datasets in AIR-BENCH. Considering that there are 69 datasets in total, we only present the results of datasets in English here. As shown in Figure 4, we can observe that the corpora from different domains have a low weighted Jaccard similarity word overlap, indicating that AIR-BENCH is a challenging benchmark where the IR methods must generalize well to diverse out-of-distribution domains.

C AIR-BENCH Software

The AIR-BENCH software²⁵ makes it convenient for the evaluation of any information retrieval methods. With the provided Python framework, in order to evaluate a retrieval method, users only need to implement a Retriever that takes the queries and the corpus as the inputs, and returns the top- k relevant documents for each query as the outputs. If the users want to evaluate the performance of retrieval-then-reranking method, they only need to additionally implement a Reranker, which takes the queries, the corpus, and the top- k search results from Retriever as the inputs, and returns the re-ranked top- k' ($k' \leq k$) relevant documents as the outputs.

We also maintain a Hugging Face leaderboard²⁶ with all datasets and models. To make the leaderboard more readable, we classify the submissions into three categories: 1) **Retrieval Only**. It means that this submission only uses a specific retrieval method to generate the top- k search results. 2) **Reranking Only**. It means that this submission uses BM25 as the retrieval method and then uses a specific reranking method to re-rank the search results from BM25 to generate the re-ranked top- k search results. 3) **Retrieval+Reranking**. It means that this submission first uses a specific retrieval method to generate the top- k search results, and then uses a specific reranking method to re-rank to get the final search results. It should be noted that our leaderboard only maintain the evaluation results for the test splits, and the evaluations results for the dev splits will be available on the MTEB leaderboard²⁷.

²³<https://creativecommons.org/licenses/by-nc-sa/4.0>

²⁴[gpt-4o-2024-08-06:](https://platform.openai.com/docs/models/gpt-4o)

<https://platform.openai.com/docs/models/gpt-4o>

²⁵<https://github.com/AIR-Bench/AIR-Bench>

²⁶<https://huggingface.co/spaces/AIR-Bench/leaderboard>

²⁷<https://huggingface.co/spaces/mteb/leaderboard>

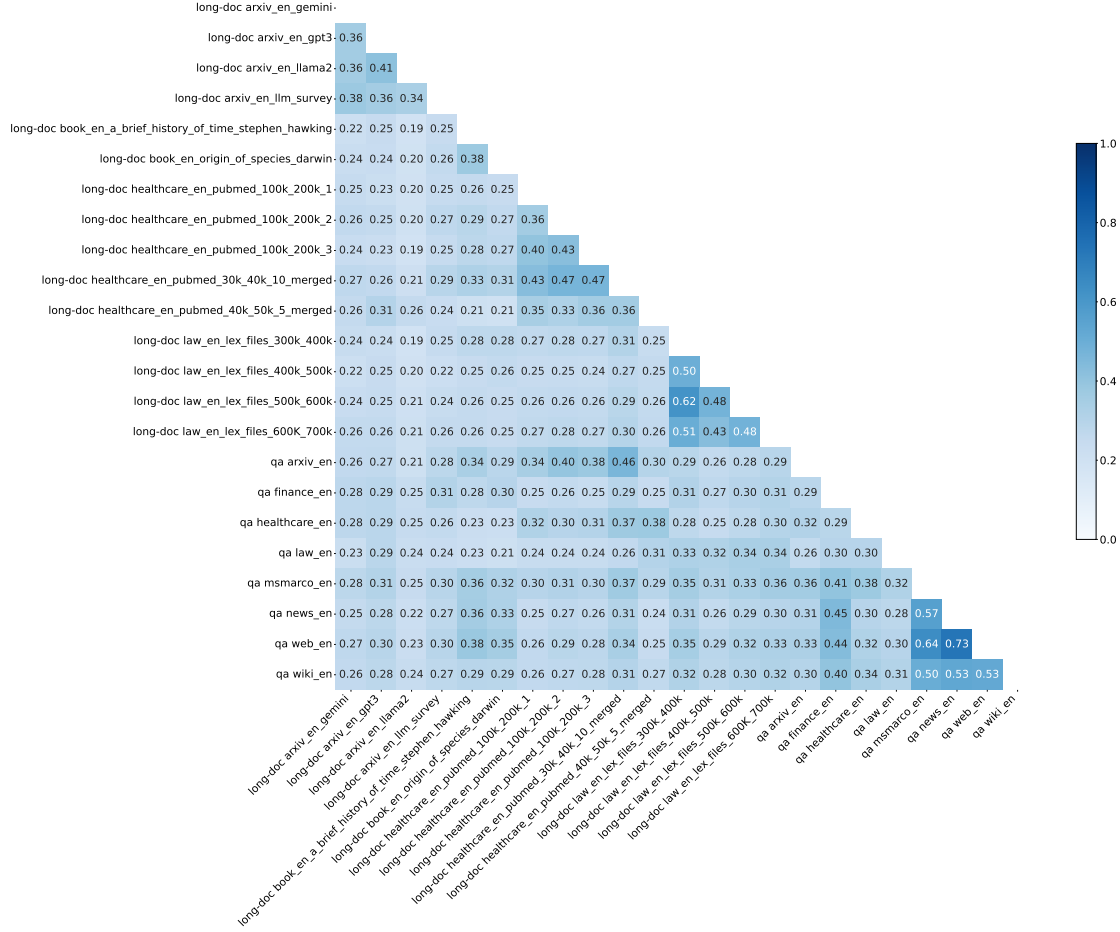


Figure 4: Pairwise weighted Jaccard similarity scores between AIR-BENCH English datasets. We use the tokenizer of GPT-4o to tokenize the corpus of each dataset.

To facilitate the evaluation of existing IR models, we also develop the evaluation scripts based on two mainstream architectures: HuggingFace Transformers²⁸ (Wolf et al., 2020) and Sentence Transformers²⁹ (Reimers and Gurevych, 2019). These scripts are all available in our repository³⁰.

D Examples

We list some examples of the generated testing data in Table 12-14.

E Evaluation Details

E.1 Models

For detailed information of the models appearing in this paper, please refer to Table 15. For the BM25 method, we employ the implementation from Pyserini³¹ (Lin et al., 2021). For the evaluation of

BM25-based re-ranking models, we evaluate the performance by re-ranking the top-100 search results from BM25 with the re-ranking models.

The models used in this paper are all publicly available (see Table 15 for the public link). We confirm that we did not violate the license of any model used in our paper.

E.2 Parameters

When performing evaluation, we set the max length of both query and passage to 512 tokens. If the embedding models need task specific instruction, such as e5-mistral-7b-instruct (Wang et al., 2023), SFR-Embedding-Mistral, etc., we use the same instruction for all datasets: “Given a question, retrieve passages that answer the question”, which is denoted as Instr-1. Considering that the queries in AIR-BENCH include both questions and claims, we also evaluate the performance of e5-mistral-7b-instruct with a more reasonable but more complex instruction: “Given a question or claim, retrieve passages that answer the question or support the claim”, which is denoted

²⁸<https://github.com/huggingface/transformers>

²⁹<https://github.com/UKPLab/sentence-transformers>

³⁰<https://github.com/AIR-Bench/AIR-Bench>

³¹<https://github.com/castorini/pyserini>

as Instr-2. However, as shown in Table 11, the performance of e5-mistral-7b-instruct using Instr-2 is slightly worse than that using Instr-1, which may indicate that current models are not yet able to adapt well to more complex instruction.

For the total computational budget, we did not perform detailed statistics. However, based on our estimates, all evaluations in this paper required approximately 2000 GPU hours using 24 A800 (80GB) GPUs.

F More Experiment Results

F.1 Distinguishing Models

We evaluate a diverse set of IR models on AIR-BENCH to demonstrate its capability of distinguishing different models from multiple dimensions: model type, domain, language.

Model Type. As shown in Figure 5a and Figure 5b, we can observe the following three points on both QA task and Long-Doc task, regardless of whether the datasets are only in English or multilingual: 1) BM25 performs worse than all embedding models. 2) BM25 + bge-reranker-v2-m3 achieves more excellent performance than all of the embedding models. 3) The performance of embedding models from the same series scales with model size.

Domain. We evaluate three kinds of embedding models with the same model size (*large-size*), and compare their performances in each domain on AIR-BENCH. As shown in Figure 5c and Figure 5d, regardless of whether the task is QA or Long-Doc and whether the datasets are only in English or multilingual, no model is able to achieve the best performance on all domains.

Language. We evaluate three kinds of embedding models with the same model size (*large-size*) on the multilingual datasets of AIR-BENCH, and compare their performance on the datasets of each language. As shown in Figure 5e, we also observe that no model is able to achieve the best performance on all languages.

Apart from the results of large-size embedding models in Figure 5, we also perform investigation with base-size embedding models and LLM-based embedding models. The additional results are shown in Figure 6.

F.2 Detailed Evaluation Results

In this section, we provide the detailed evaluation results of each model on AIR-BENCH 24.05. Ta-

ble 22 presents the detailed evaluation results of English IR models on AIR-BENCH 24.05. Table 23 presents the detailed evaluation results of multilingual IR models on AIR-BENCH. For detailed information of the models appearing in these tables, please refer to Table 15.

# of datasets →	QA (English, test) 7 datasets	QA (Multilingual, test) 53 datasets	Long-Doc (English, test) 11 datasets
e5-mistral-7b-instruct (Instr-1)	49.880	48.077	66.908
e5-mistral-7b-instruct (Instr-2)	49.252	47.772	66.766

Table 11: Comparison of performances when using different evaluation parameters on AIR-BENCH. The metric for QA task is nDCG@10, and the metric for Long-Doc task is Recall@10.

Domain: news; **Language:** English

Original Positive:

“It’s hard to think of a part of the world that hasn’t been touched by robotic advances this year. In 2016, strides were taken in the areas of robotic home delivery, cooking, tough terrain navigation and even attempts to conquer the beautiful game of football. Here are the top five robots of the year. While we’re not quite at the singularity yet, more sophisticated automation is an inevitability of the future. The strides in Artificial Intelligence (AI) over the past decade have been huge, so expect to see a lot more in this area in the coming years. We just hope the tech guys making super AI fit it with an “off” switch so it can be unplugged when it wants to, you know, take over the world and destroy everything.”

Character: Robotics Engineer

Scenario: Preparing a presentation on the yearly advancements in robotics technology.

Original Query: Which industries implemented robotic home delivery?

Rewritten Query: In which sectors has the implementation of autonomous delivery robots for residential services been observed?

Hard Negative 1:

“Autonomous technologies have been expanding rapidly across various industries, with drones making headway in aerial inspections and surveillance. Companies are investing in autonomous flight for package delivery, but primarily in commercial settings. The convenience and efficiency improvements in logistics are undeniable, but residential use isn’t widespread yet.”

Hard Negative 2:

“Residential sectors are increasingly relying on technology, with smart homes integrating systems for automated cleaning, energy management and advanced security. These innovations in domestic tech have redefined the way we live, promising a future where household chores are managed seamlessly through digital interfaces and remote controls.”

Hard Negative 3:

“Recent developments in the robotics industry have witnessed significant progress in various sectors, such as industrial manufacturing, precision agriculture, and automated warehousing solutions. These robots have revolutionized production efficiency, crop management, and inventory control, enhancing economic output.”

Hard Negative 4:

“In recent years, residential areas have seen an uptick in smart home innovations that include automated climate control, security systems with facial recognition, and voice-activated appliances. The integration of AI in household management has significantly enhanced the convenience and efficiency of daily living.”

Hard Negative 5:

“Experts predict an expansion in the use of unmanned vehicles for military logistics and combat support missions. The autonomous systems being developed are designed for supply transport, surveillance, and even tactical offense, set to revolutionize battlefield strategies in the near future.”

Table 12: Random sampled examples for the generated testing data. Domain: news, Language: English.

Domain: healthcare; **Language:** English

Original Positive:

“Only two patients, 5 and 12 years old, with primary gastric NHL were found. Upper gastroduodenal endoscopy detected an ulcer in the lesser curvature of the body of the stomach, in both cases. Endoscopy revealed a moderate chronic gastritis in the antrum of both patients that was *H. pylori* associated in one of them who also suffered from chronic gastritis. Biopsy specimens demonstrated infiltration by Burkitt lymphoma (BL). The two patients received chemotherapy for 6 months. Additionally, one of the two patients received a triple therapy regimen with bismuth, amoxicillin, and metronidazole for *H. pylori*. Fifteen and six years later they are in complete remission, free of symptoms.”

Character: College student

Scenario: Creating a presentation on the clinical manifestations and treatment outcomes of primary gastric non-Hodgkin’s lymphoma in pediatric patients.

Original Query: How long did the pediatric patients receive chemotherapy for primary gastric NHL?

Rewritten Query: How long were the kids treated with chemo for their stomach lymphoma?

Hard Negative 1:

“In a recent clinical review, five pediatric cases of gastrointestinal complaints were assessed. The patients, ranging in age from 3 to 14 years, presented with various symptoms including abdominal pain, vomiting, and weight loss. In-depth medical evaluations, including blood tests, abdominal ultrasonography, and, for three patients, an upper gastroduodenal endoscopy, were conducted. The endoscopic examination in these three patients showed mild inflammation in the stomach lining and superficial gastric erosions in the antrum and the lesser curvature. None of the patients had a history of gastric malignancies, and there were no indications of Non-Hodgkin Lymphoma (NHL) or any other types of cancer. *Helicobacter pylori* infection was not detected in any of the cases. The patients’ symptoms were managed with dietary modifications and antacid medications. Symptom relief was noted in all cases, and follow-up visits over the course of six months revealed significant improvement and no further gastrointestinal issues. The clinical team concluded that the symptoms were likely due to functional dyspepsia and emphasized the importance of considering less severe diagnoses when pediatric patients present with gastrointestinal symptoms.”

Hard Negative 2:

“Two young individuals, aged 6 and 11, presented with abdominal discomfort and were subsequently screened for gastrointestinal disorders. Initial evaluation through pediatric upper gastrointestinal series indicated irregularities in the stomach lining, prompting further investigation. Comprehensive upper gastrointestinal endoscopies were performed, illuminating significant gastroesophageal reflux disease (GERD) in both patients, characterized by distinctive erosions in the esophagus and transient lower esophageal sphincter relaxations. GERD was particularly pronounced along the greater curvature of the stomach. Their evaluations also included biopsies of the gastric tissue, which fortunately ruled out malignancy, including lymphomas and other gastric cancers. To manage the GERD, both patients were placed on a rigorous treatment regimen including lifestyle modifications and proton-pump inhibitors (PPIs). Each was monitored regularly via follow-up endoscopies which demonstrated gradual improvements in esophageal tissue integrity. Concurrently, both were tested for *H. pylori*, with one testing positive. The *H. pylori*-positive patient underwent an eradication protocol with a combination therapy of clarithromycin, amoxicillin, and a PPI, resulting in successful elimination of the infection. Years later, through diligent management and follow-up, both individuals have achieved excellent control over their symptoms and maintain a good quality of life.”

Hard Negative 3:

“Numerous pediatric cases have been reviewed to understand the duration and efficacy of chemotherapy in treating various forms of juvenile cancer. One study outlines the treatment plan for a pair of siblings, aged 7 and 14, diagnosed with acute lymphoblastic leukemia (ALL). The treatment protocol involved a comprehensive induction regimen followed by a consolidation phase. During the induction phase, which lasted for about a month, the patients were administered a combination of vincristine, prednisone, asparaginase, and an anthracycline. The consolidation phase incorporated methotrexate and 6-mercaptopurine and extended over several months. Intrathecal chemotherapy was included to prevent CNS disease. Maintenance therapy was subsequently initiated, which is scheduled to continue for a period of three years, with regular follow-ups to monitor remission status. It was observed that the older child had to face additional challenges due to the emergence of several therapy-related side effects. Despite the intensive treatment, both patients are currently responding positively with substantial remission observed in follow-up examinations. The study emphasizes the importance of a tailored approach to pediatric chemotherapy, taking into account not only the type of cancer but also individual patient factors and potential long-term outcomes.”

Table 13: Random sampled examples for the generated testing data. Domain: healthcare, Language: English.

Domain: wiki; **Language:** English

Original Positive:

“Caffeine/ergotamine (trade name Cafergot) is the proprietary name of a medication consisting of ergotamine tartrate and caffeine. This combination is used for the treatment of headaches, such as migraine headache.\n\n Use\n\n Correct timing of use is important. Cafergot is an abortive headache treatment, which prevents the development of the headache, rather than a treatment for an established headache. The medication should be administered at the first sign of headache.\n\n There exist some limitations as to the maximum number of tablets that can be taken per day per week. Different sources of drug information may carry different information, and patients are encouraged to ask their pharmacist or prescriber about such details.\n\n Cafergot is currently available as a generic drug (ergotamine tartrate/caffeine)\n\n Mechanism of action\n\n According to a topic review on UpToDate, ergotamine and dihydroergotamine (DHE 45) bind to 5HT 1b/d receptors, just as triptans do. This along with binding to other serotonergic and dopaminergic receptors is their presumed mechanism of action in treating migraine.\n\n Adverse effects\n\n Because the vasoconstrictive effects of ergotamine and caffeine are not selective for the brain, adverse effects due to systemic vasoconstriction can occur. Cold feet or hands, angina pectoris, myocardial infarction, or dizziness are some examples. \n\n It has also been shown to be associated with mitral valve stenosis.\n\n References \n\n Antimigraine drugs\n\n Combination drugs”

Character: Pharmacist

Scenario: Advising a patient on the proper usage of Cafergot, including timing and dosage limits.

Original Query: What is the optimal timing for administering Cafergot to treat migraine headaches?

Rewritten Query: At which temporal juncture is it considered most optimal to commence administration of Cafergot for the alleviation of cephalalgic discomfort characteristic of a migraine?

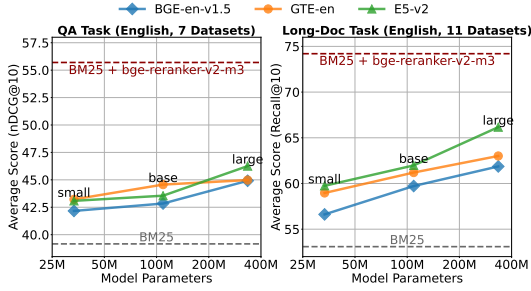
Hard Negative 1:

“The importance of adherence to a prescribed treatment regimen cannot be overstated, especially when managing chronic conditions such as hypertension and diabetes. Medications for these diseases, while different in function and timing from migraine treatments like Cafergot, require consistent and timely dosing to maintain health and prevent complications. For example, antihypertensive drugs must be taken daily to effectively control blood pressure and reduce the risk of heart attack and stroke. Similarly, diabetic patients must monitor their blood sugar levels regularly and administer insulin or oral hypoglycemic agents as directed to avoid hyperglycemic or hypoglycemic episodes. Although the precise timing may differ from abortive headache therapies, the principle of timing in medication administration is universally critical. Patients are advised to follow the specific instructions provided by their healthcare provider or pharmacist to achieve the best outcomes from their medication regimen. Furthermore, lifestyle modifications, such as diet and exercise, also play a vital role in the management of these conditions and should be initiated in conjunction with pharmacotherapy for an integrated approach to treatment.”

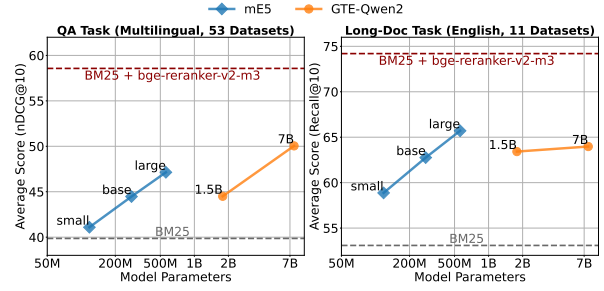
Hard Negative 2:

“Caffeine and its Role in Pain Relief: An Overview\n\n Caffeine, a central nervous system stimulant, has been widely recognized for its ability to increase alertness and alleviate fatigue. Commonly found in various beverages such as coffee, tea, and energy drinks, caffeine is also included in certain pain relief medications. Its application in pain management is based on its pharmacological properties that enhance the efficacy of other analgesic compounds.\n\n Although not a primary treatment for migraine pain, caffeine is sometimes combined with analgesics like acetaminophen or aspirin to increase their effectiveness. The precise timing for administration of such combination therapies is generally flexible and tailored to individual patient needs. Unlike migraine-specific treatments, these over-the-counter remedies aim to reduce the severity of pain after onset of symptoms.\n\n Research into caffeine’s role in pain relief extends beyond headaches to muscle soreness and other types of pain. While it possesses some anti-inflammatory properties, the exact mechanism through which caffeine exerts its effect on pain pathways is still being investigated. However, it is thought to involve adenosine receptor antagonism.\n\n Knowing the right amount of caffeine consumption for pain relief is crucial since excessive intake can cause side effects such as jitteriness, insomnia, and an increased heart rate. As with any medication or supplement, users should consult healthcare professionals to determine the appropriate dosage for their condition.”

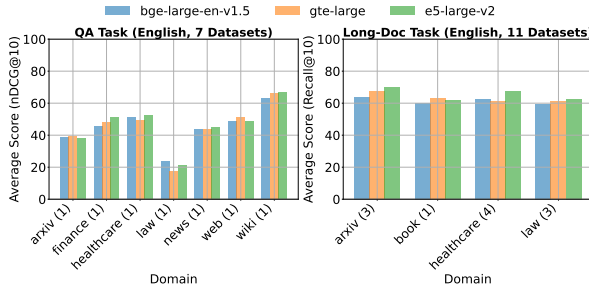
Table 14: Random sampled examples for the generated testing data. Domain: wiki, Language: English.



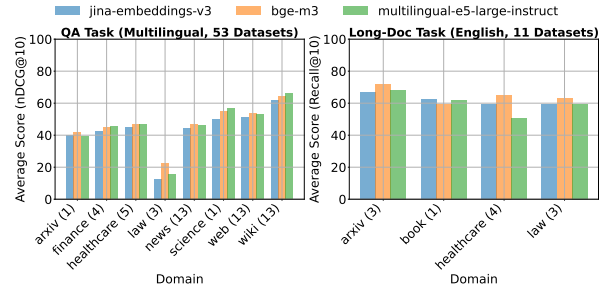
(a) Model dimension comparison results (English).



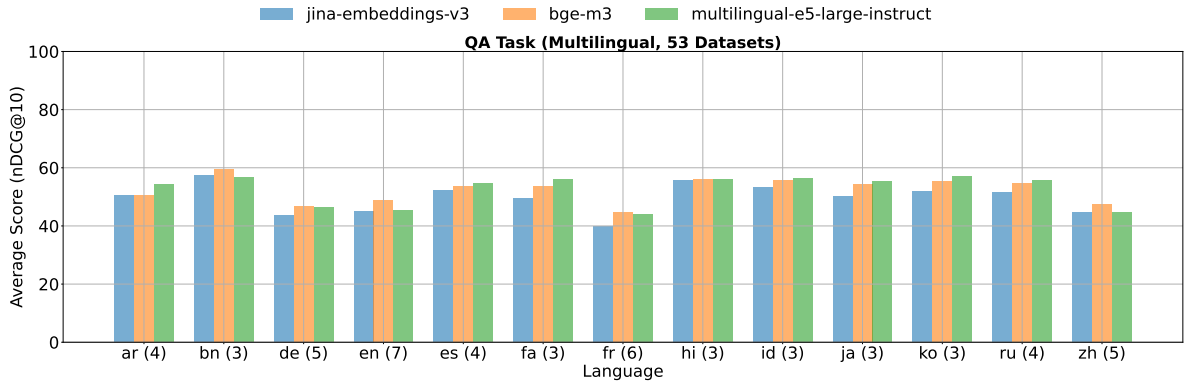
(b) Model dimension comparison results (Multilingual).



(c) Domain dimension comparison results (English, large-size embedding models).

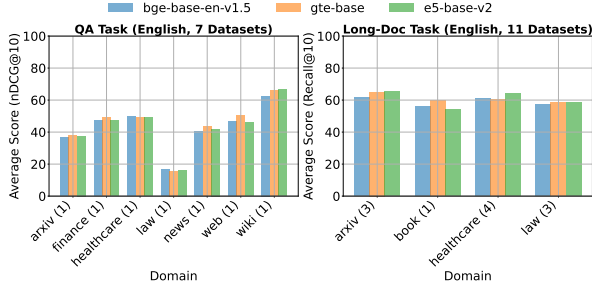


(d) Domain dimension comparison results (Multilingual, large-size embedding models).

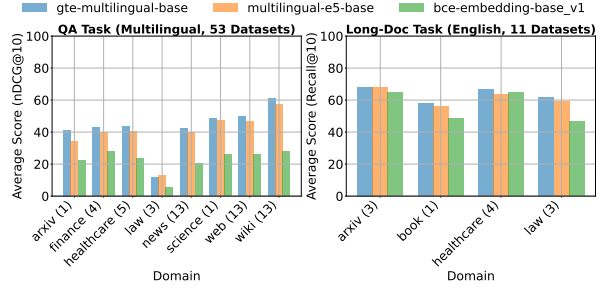


(e) Language dimension comparison results (Multilingual, large-size embedding models).

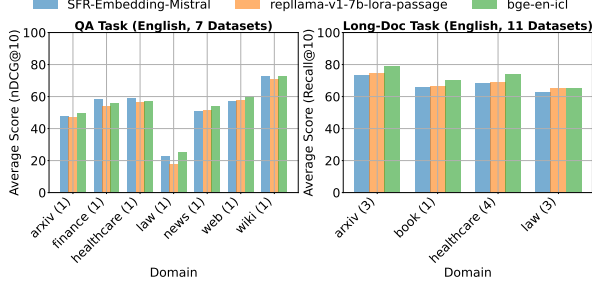
Figure 5: AIR-BENCH can distinguish models in different dimensions, including model dimension, domain dimension, and language dimension. For detailed information of the models appearing in this figure, please refer to Table 15. The detailed metric value and additional results on other model size are all available in Appendix F.2.



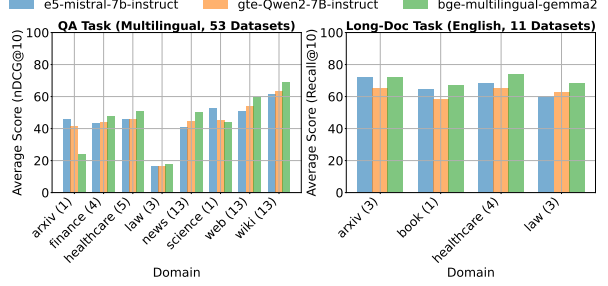
(a) **Domain dimension** comparison results (English, *base-size* embedding models).



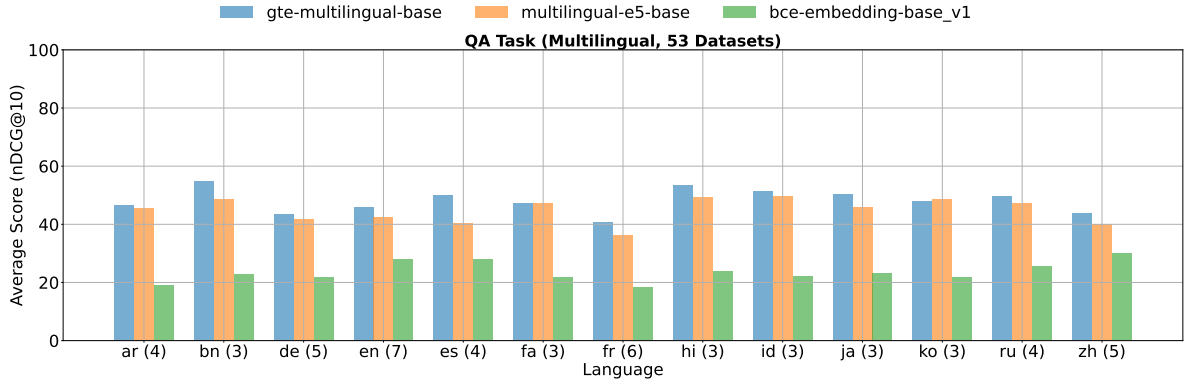
(b) **Domain dimension** comparison results (Multilingual, *base-size* embedding models).



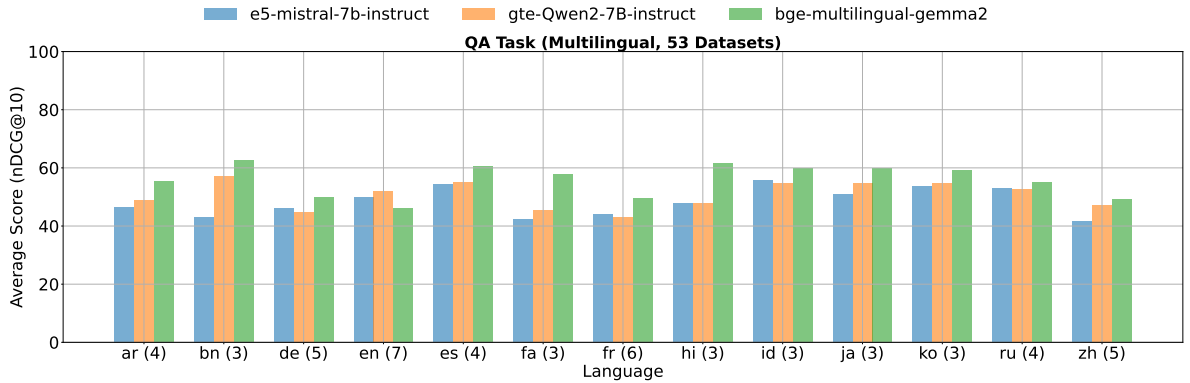
(c) **Domain dimension** comparison results (English, *LLM-based* embedding models).



(d) **Domain dimension** comparison results (Multilingual, *LLM-based* embedding models).



(e) **Language dimension** comparison results (Multilingual, *base-size* embedding models).



(f) **Language dimension** comparison results in multilingual datasets (*LLM-based* embedding models).

Figure 6: Additional results indicating that AIR-BENCH can distinguish models in different dimensions. For detailed information of the models appearing in this figure, please refer to Table 15.

Model	Size	Model Link
<i>Lexical Method</i>		
BM25 (Robertson and Zaragoza, 2009)	-	https://github.com/castorini/pyserini
<i>English Embedding Models</i>		
bge-small-en-v1.5 (Xiao et al., 2024)	33.4M	https://huggingface.co/BAAI/bge-small-en-v1.5
bge-base-en-v1.5 (Xiao et al., 2024)	109M	https://huggingface.co/BAAI/bge-base-en-v1.5
bge-large-en-v1.5 (Xiao et al., 2024)	335M	https://huggingface.co/BAAI/bge-large-en-v1.5
bge-en-icl (Li et al., 2024)	7.11B	https://huggingface.co/BAAI/bge-en-icl
bge-en-icl-e5data (Li et al., 2024)	7.11B	https://huggingface.co/BAAI/bge-en-icl-e5data
e5-small-v2 (Wang et al., 2022b)	33.4M	https://huggingface.co/intfloat/e5-small-v2
e5-base-v2 (Wang et al., 2022b)	109M	https://huggingface.co/intfloat/e5-base-v2
e5-large-v2 (Wang et al., 2022b)	335M	https://huggingface.co/intfloat/e5-large-v2
gte-small (Li et al., 2023b)	33.4M	https://huggingface.co/thenlper/gte-small
gte-base (Li et al., 2023b)	109M	https://huggingface.co/thenlper/gte-base
gte-large (Li et al., 2023b)	335M	https://huggingface.co/thenlper/gte-large
gte-large-en-v1.5 (Li et al., 2023b)	434M	https://huggingface.co/Alibaba-NLP/gte-large-en-v1.5
jina-embeddings-v3 (Sturua et al., 2024)	572M	https://huggingface.co/jinaai/jina-embeddings-v3
repllama-v1-7b-lora-passage (Ma et al., 2023)	6.74B	https://huggingface.co/castorini/repllama-v1-7b-lora-passage
SFR-Embedding-Mistral	7.11B	https://huggingface.co/Salesforce/SFR-Embedding-Mistral
SFR-Embedding-2_R	7.11B	https://huggingface.co/Salesforce/SFR-Embedding-2_R
NV-Embed-v1 (Lee et al., 2024a)	7.85B	https://huggingface.co/nvidia/NV-Embed-v1
NV-Embed-v2 (Lee et al., 2024a)	7.85B	https://huggingface.co/nvidia/NV-Embed-v2
Linq-Embed-Mistral (Kim et al., 2024)	7.11B	https://huggingface.co/Linq-AI-Research/Linq-Embed-Mistral
simlm-base-msmarco-finetuned (Wang et al., 2022a)	110M	https://huggingface.co/intfloat/simlm-base-msmarco-finetuned
msmarco-roberta-base-ance-firstp (Xiong et al., 2021)	125M	https://huggingface.co/sentence-transformers/msmarco-roberta-base-ance-firstp
contriever-msmarco (Izacard et al., 2022)	109M	https://huggingface.co/facebook/contriever-msmarco
<i>Multilingual Embedding Models</i>		
bge-m3 (Chen et al., 2024b)	568M	https://huggingface.co/BAAI/bge-m3
bge-multilingual-gemma2 (Li et al., 2024)	9.24B	https://huggingface.co/BAAI/bge-multilingual-gemma2
e5-mistral-7b-instruct (Wang et al., 2023)	7.11B	https://huggingface.co/intfloat/e5-mistral-7b-instruct
multilingual-e5-small (Wang et al., 2024)	118M	https://huggingface.co/intfloat/multilingual-e5-small
multilingual-e5-base (Wang et al., 2024)	278M	https://huggingface.co/intfloat/multilingual-e5-base
multilingual-e5-large (Wang et al., 2024)	560M	https://huggingface.co/intfloat/multilingual-e5-large
multilingual-e5-large-instruct (Wang et al., 2024)	560M	https://huggingface.co/intfloat/multilingual-e5-large-instruct
gte-multilingual-base (Zhang et al., 2024)	305M	https://huggingface.co/Alibaba-NLP/gte-multilingual-base
bce-embedding-base_v1 (NetEase Youdao, 2023)	278M	https://huggingface.co/maidalun1020/bce-embedding-base_v1
gte-Qwen2-1.5B-instruct (Li et al., 2023b)	1.78B	https://huggingface.co/Alibaba-NLP/gte-Qwen2-1.5B-instruct
gte-Qwen2-7B-instruct (Li et al., 2023b)	7.61B	https://huggingface.co/Alibaba-NLP/gte-Qwen2-7B-instruct
<i>Re-ranking Models</i>		
bge-reranker-large (Xiao et al., 2024)	560M	https://huggingface.co/BAAI/bge-reranker-large
bge-reranker-v2-m3	568M	https://huggingface.co/BAAI/bge-reranker-v2-m3
bge-reranker-v2-gemma	2.51B	https://huggingface.co/BAAI/bge-reranker-v2-gemma
bce-reranker-base_v1 (NetEase Youdao, 2023)	278M	https://huggingface.co/maidalun1020/bce-reranker-base_v1
mmarco-mMiniLMv2-L12-H384-v1	118M	https://huggingface.co/nreimers/mmarco-mMiniLMv2-L12-H384-v1

Table 15: Detailed information on all of the models appearing in our paper.

Task	Domain	Language		Dataset Name	Source of Corpus		#corpus	Avg #token of corpus	Split	# of queries	Avg #token of queries	# of positives	# of hard negatives
		Name	ISO Code		Link & Citation	License							
qa	arxiv	English	en	default	long-summarization (Cohan et al., 2018)	Apache 2.0	222,877	334	test	1,731	19	5,340	6,288
	finance	English	en	default	Reuters-21578 (Lewis, 1997)	CC BY 4.0	26,226	202	test	1,585	17	3,357	5,595
		Chinese	zh	default	Duxiaoman-DI/FinCorpus	Apache 2.0	2,398,095	1,616	test	1,805	29	7,836	7,211
	healthcare	English	en	default	PubMedQA (Jin et al., 2019)	MIT	847,395	103	test	1,707	19	5,052	7,023
		Chinese	zh	default	Huatuo-26M (Li et al., 2023a)	Apache 2.0	360,218	751	test	1,874	31	10,029	7,336
	law	English	en	default	Pile of Law (Henderson* et al., 2022)	CC BY-NC-SA 4.0	141,678	1,509	test	1,801	19	5,372	6,574
	news	English	en	default	CC-News (Humborg et al., 2017)	Unknown	574,417	531	test	1,614	16	5,798	6,784
		Chinese	zh	default	intfloat/multilingual_cc_news	Unknown	935,162	1,263	test	1,697	31	7,381	6,618
	web	English	en	default	mC4 (Raffel et al., 2020)	ODC-BY	2,459,587	840	test	1,707	16	5,543	7,439
		Chinese	zh	default	mC4 (Raffel et al., 2020)	ODC-BY	956,699	1,208	test	1,683	29	6,250	6,721
	wiki	English	en	default	Wikipedia 20240101	CC BY-SA 3.0, GFDL	6,738,498	667	test	1,727	17	4,260	7,882
		Chinese	zh	default	Wikipedia 20240401	CC BY-SA 3.0, GFDL	1,161,226	557	test	1,679	30	4,745	6,963
long-doc	web (msmarco)	English	en	default	MS MARCO (Bajaj et al., 2016)	MIT	8,872,840	81	test	6,319	16	31,447	26,828
				gemini	Paper of Gemini	CC BY 4.0	276	136	test	249	18	249	0
	arxiv	English	en	gpt3	Paper of GPT-3	arXiv.org perpetual, non-exclusive license 1.0	515	137	test	337	16	496	0
				llama2	Paper of Llama 2	arXiv.org perpetual, non-exclusive license 1.0	566	136	test	326	18	635	0
	book	English	en	llm-survey	Survey of LLM	arXiv.org perpetual, non-exclusive license 1.0	1,144	135	test	357	17	924	0
	book	English	en	a-brief-history-of-time_stephen-hawking	<i>A Brief History of Time</i> <i>On the Origin of Species</i>	Unknown	778	127	test	370	16	876	0
	healthcare	English	en	pubmed_100K-200K_1	long-summarization (Cohan et al., 2018)	Apache 2.0	899	133	test	372	20	1,008	0
				pubmed_100K-200K_2	long-summarization (Cohan et al., 2018)	Apache 2.0	872	136	test	355	18	980	0
	healthcare	English	en	pubmed_100K-200K_3	long-summarization (Cohan et al., 2018)	Apache 2.0	873	133	test	357	19	978	0
				pubmed_30K-40K_10-merged	long-summarization (Cohan et al., 2018)	Apache 2.0	2,154	133	test	368	18	1,485	0
law	healthcare	English	en	pubmed_40K-50K_5-merged	long-summarization (Cohan et al., 2018)	Apache 2.0	1,731	136	test	336	21	1,046	0
				lex_files_300K-400K	LexFiles (Chalkidis et al., 2023)	CC BY-NC-SA 4.0	2,797	137	test	339	15	1,307	0
	law	English	en	lex_files_400K-500K	LexFiles (Chalkidis et al., 2023)	CC BY-NC-SA 4.0	3,320	137	test	333	17	1,427	0
				lex_files_500K-600K	LexFiles (Chalkidis et al., 2023)	CC BY-NC-SA 4.0	4,087	136	test	346	17	1,324	0
				lex_files_600K-700K	LexFiles (Chalkidis et al., 2023)	CC BY-NC-SA 4.0	5,049	138	test	338	18	1,442	0

Table 16: Statistics of all datasets in AIR-BENCH 24.04.

Task	Domain	Language		Dataset Name	Source of Corpus		#corpus	Avg #token of corpus	Split	# of queries	Avg #token of queries	# of positives	# of hard negatives
		Name	ISO Code		Link & Citation	License							
qa	arxiv	English	en	default	long-summarization (Cohan et al., 2018)	Apache 2.0	222,877	334	dev	346	19	1,091	1,230
		English	en	default	Reuters-21578 (Lewis, 1997)	CC BY 4.0	26,226	202	test	1,385	19	4,249	5,058
	finance	Arabic	ar	default	asas-ai/financial_news	Apache 2.0	11,235	397	dev	1,268	17	627	1,122
		French	fr	default	Cofif (Daudert and Ahmadi, 2019)	Apache 2.0	1,006,801	92	test	1,230	17	2,730	4,473
		Chinese	zh	default	Duxiaoman-DI/FinCorpus	Apache 2.0	1,014,974	1,613	dev	293	49	635	727
		English	en	default	PubMedQA (Jin et al., 2019)	MIT	847,395	103	test	1,175	46	2,796	2,959
	healthcare	German	de	default	MLSUM (Scialom et al., 2020)	MIT	27,934	909	dev	310	21	1,841	1,071
		Spanish	es	default	Multilingual Medical Corpora (Villena, 2019)	Unknown	1,006,093	60	test	1,243	20	7,206	4,362
		French	fr	default	Multilingual Medical Corpora (Villena, 2019)	Unknown	972,938	202	dev	361	29	1,516	1,471
		Chinese	zh	default	Huatuo-26M (Li et al., 2023a)	Apache 2.0	360,218	751	test	1,444	29	6,320	5,740
		English	en	default	Pile of Law (Henderson* et al., 2022)	CC BY-NC-SA 4.0	141,678	1,509	dev	360	20	1,008	1,382
		German	de	default	MultiLegalPile (Niklaus et al., 2023)	CC BY-NC-SA 4.0	752,913	3,361	test	1,366	19	4,044	5,641
	law	French	fr	default	MultiLegalPile (Niklaus et al., 2023)	CC BY-NC-SA 4.0	649,017	2,540	dev	360	20	1,210	930
		Russian	ru	default	mlsa-iai-msu-lab/ru_sci_bench	MIT	200,532	347	test	374	31	2,030	1,490
		English	en	default	MS MARCO (Bajaj et al., 2016)	MIT	8,872,840	81	dev	1,500	31	7,999	5,846
		German	de	default					test	1,441	19	4,292	5,233
web (msmarco)	science	French	fr	default					dev	345	24	1,371	1,260
		English	en	default					test	1,382	25	5,500	4,622
		Russian	ru	default					dev	348	23	1,371	1,260
		English	en	default					test	1,394	22	5,535	4,968
		French	fr	default					dev	345	34	1,577	1,160
		English	en	default					test	1,382	33	6,018	4,655
		Spanish	es	default					dev	6,319	16	31,447	26,828
		French	fr	default					test				

Table 17: Statistics of all datasets in AIR-BENCH 24.05 (Part 1).

Task	Domain	Language		Dataset Name	Source of Corpus		#corpus	Avg #token of corpus	Split	# of queries	Avg #token of queries	# of positives	# of hard negatives
		Name	ISO Code		Link & Citation	License							
qa	news	English	en	default	CC-News (Hamborg et al., 2017)	Unknown	574,417	531	dev	322	16	1,206	1,375
									test	1,292	16	4,592	5,409
		Arabic	ar	default	intfloat/multilingual_cc_news	Unknown	1,006,308	992	dev	349	42	1,810	1,307
									test	1,396	43	7,169	5,266
		Bengali	bn	default	intfloat/multilingual_cc_news	Unknown	20,681	912	dev	289	84	562	741
									test	1,159	78	2,269	3,013
		German	de	default	intfloat/multilingual_cc_news	Unknown	1,006,876	659	dev	336	23	1,448	1,234
									test	1,348	23	5,990	5,176
		Spanish	es	default	intfloat/multilingual_cc_news	Unknown	1,007,104	615	dev	337	23	1,541	1,240
									test	1,351	23	6,246	5,257
		Persian	fa	default	intfloat/multilingual_cc_news	Unknown	1,002,797	1,351	dev	346	50	1,952	1,341
									test	1,386	48	7,885	5,353
		French	fr	default	intfloat/multilingual_cc_news	Unknown	1,007,592	641	dev	345	23	1,548	1,424
									test	1,383	22	6,224	5,594
		Hindi	hi	default	intfloat/multilingual_cc_news	Unknown	1,006,218	1,465	dev	349	66	1,716	1,264
									test	1,398	67	7,039	5,162
		Indonesian	id	default	intfloat/multilingual_cc_news	Unknown	1,007,724	548	dev	338	24	1,799	1,397
									test	1,356	24	7,485	5,618
		Japanese	ja	default	intfloat/multilingual_cc_news	Unknown	834,364	1,559	dev	344	35	1,817	1,334
									test	1,378	36	6,590	5,197
		Korean	ko	default	intfloat/multilingual_cc_news	Unknown	1,006,798	1,072	dev	361	34	1,967	1,413
									test	1,447	36	7,908	5,665
		Russian	ru	default	intfloat/multilingual_cc_news	Unknown	1,004,550	776	dev	337	34	1,676	1,301
									test	1,352	33	6,689	5,158
		Chinese	zh	default	intfloat/multilingual_cc_news	Unknown	935,162	1,263	dev	339	32	1,477	1,354
									test	1,358	30	5,904	5,264

Table 18: Statistics of all datasets in AIR-BENCH 24.05 (Part 2).

Task	Domain	Language		Dataset Name	Source of Corpus		#corpus	Avg #token of corpus	Split	# of queries	Avg #token of queries	# of positives	# of hard negatives
		Name	ISO Code		Link & Citation	License							
qa	web	English	en	default	mC4 (Raffel et al., 2020)	ODC-BY	1,012,910	838	dev	341	16	1,087	1,511
									test	1,366	16	4,456	5,928
		Arabic	ar	default	mC4 (Raffel et al., 2020)	ODC-BY	165,902	1,686	dev	334	42	1,133	1,119
									test	1,338	42	4,782	4,717
		Bengali	bn	default	mC4 (Raffel et al., 2020)	ODC-BY	45,375	2,161	dev	362	73	1,142	1,073
									test	1,451	77	4,759	4,449
		German	de	default	mC4 (Raffel et al., 2020)	ODC-BY	441,182	1,025	dev	357	20	1,320	1,345
									test	1,432	20	5,539	5,253
		Spanish	es	default	mC4 (Raffel et al., 2020)	ODC-BY	403,020	912	dev	341	23	1,317	1,281
									test	1,368	24	5,317	5,302
		Persian	fa	default	mC4 (Raffel et al., 2020)	ODC-BY	181,463	2,114	dev	338	49	1,389	1,160
									test	1,354	47	5,532	4,839
		French	fr	default	mC4 (Raffel et al., 2020)	ODC-BY	387,210	1,076	dev	364	20	1,444	1,451
									test	1,457	20	5,572	5,552
		Hindi	hi	default	mC4 (Raffel et al., 2020)	ODC-BY	50,501	2,396	dev	355	68	1,180	1,180
									test	1,423	64	4,706	4,481
		Indonesian	id	default	mC4 (Raffel et al., 2020)	ODC-BY	245,878	1,059	dev	339	23	1,395	1,295
									test	1,356	23	5,605	5,202
		Japanese	ja	default	mC4 (Raffel et al., 2020)	ODC-BY	547,419	1,026	dev	323	35	1,106	1,253
									test	1,293	36	4,473	4,976
		Korean	ko	default	mC4 (Raffel et al., 2020)	ODC-BY	250,605	1,137	dev	327	34	1,156	1,083
									test	1,309	36	4,239	4,457
		Russian	ru	default	mC4 (Raffel et al., 2020)	ODC-BY	490,581	1,266	dev	324	32	1,330	1,277
									test	1,297	33	5,096	5,152
		Chinese	zh	default	mC4 (Raffel et al., 2020)	ODC-BY	956,699	1,208	dev	336	30	1,230	1,366
									test	1,347	29	5,020	5,355

Table 19: Statistics of all datasets in AIR-BENCH 24.05 (Part 3).

Task	Domain	Language		Dataset Name	Source of Corpus		#corpus	Avg #token of corpus	Split	# of queries	Avg #token of queries	# of positives	# of hard negatives
		Name	ISO Code		Link & Citation	License							
qa	wiki	English	en	default	Wikipedia 20240101	CC BY-SA 3.0, GFDL	1,012,092	665	dev	345	18	863	1,576
									test	1,382	17	3,397	6,306
		Arabic	ar	default	Wikipedia 20240401	CC BY-SA 3.0, GFDL	1,008,232	787	dev	338	40	1,112	1,438
									test	1,355	38	4,467	5,778
		Bengali	bn	default	Wikipedia 20240401	CC BY-SA 3.0, GFDL	152,064	2,129	dev	364	69	1,016	1,542
									test	1,456	71	4,203	5,841
		German	de	default	Wikipedia 20240401	CC BY-SA 3.0, GFDL	1,008,186	891	dev	350	23	817	1,481
									test	1,404	22	3,411	5,881
		Spanish	es	default	Wikipedia 20240401	CC BY-SA 3.0, GFDL	1,008,147	801	dev	345	22	879	1,451
									test	1,380	23	3,531	5,767
		Persian	fa	default	Wikipedia 20240401	CC BY-SA 3.0, GFDL	999,223	627	dev	332	41	1,179	1,444
									test	1,328	45	4,538	5,581
		French	fr	default	Wikipedia 20240401	CC BY-SA 3.0, GFDL	1,008,270	779	dev	356	20	768	1,496
									test	1,424	21	3,429	5,989
		Hindi	hi	default	Wikipedia 20240401	CC BY-SA 3.0, GFDL	162,188	997	dev	340	59	995	1,324
									test	1,360	59	3,911	5,225
		Indonesian	id	default	Wikipedia 20240401	CC BY-SA 3.0, GFDL	687,513	451	dev	343	22	1,003	1,365
									test	1,373	21	4,089	5,486
		Japanese	ja	default	Wikipedia 20240401	CC BY-SA 3.0, GFDL	1,008,365	1,470	dev	358	30	1,099	1,537
									test	1,432	32	4,303	6,101
		Korean	ko	default	Wikipedia 20240401	CC BY-SA 3.0, GFDL	665,227	775	dev	346	39	1,109	1,423
									test	1,384	35	4,604	5,810
		Russian	ru	default	Wikipedia 20240401	CC BY-SA 3.0, GFDL	1,008,405	1,211	dev	365	30	1,154	1,505
									test	1,463	30	4,516	6,283
		Chinese	zh	default	Wikipedia 20240401	CC BY-SA 3.0, GFDL	1,011,604	557	dev	335	30	952	1,301
									test	1,344	30	3,793	5,662

Table 20: Statistics of all datasets in AIR-BENCH 24.05 (Part 4).

Task	Domain	Language		Dataset Name	Source of Corpus		#corpus	Avg #token of corpus	Split	# of queries	Avg #token of queries	# of positives	# of hard negatives
		Name	ISO Code		Link & Citation	License							
long-doc	arxiv	English	en	gemini	Paper of Gemini	CC BY 4.0	276	136	test	249	18	249	0
				gpt3	Paper of GPT-3	arXiv.org perpetual, non-exclusive license 1.0	515	137	test	337	16	496	0
				llama2	Paper of Llama 2	arXiv.org perpetual, non-exclusive license 1.0	566	136	dev	326	18	635	0
				llm-survey	Survey of LLM	arXiv.org perpetual, non-exclusive license 1.0	1,144	135	test	357	17	924	0
	book	English	en	a-brief-history-of-time_stephen-hawking	<i>A Brief History of Time</i>	Unknown	778	127	dev	370	16	876	0
				origin-of-species_darwin	<i>On the Origin of Species</i>	Unknown	1,758	126	test	366	16	1,145	0
				pubmed_100K-200K_1	long-summarization (Cohan et al., 2018)	Apache 2.0	899	133	test	372	20	1,008	0
				pubmed_100K-200K_2	long-summarization (Cohan et al., 2018)	Apache 2.0	872	136	test	355	18	980	0
	healthcare	English	en	pubmed_100K-200K_3	long-summarization (Cohan et al., 2018)	Apache 2.0	873	133	dev	357	19	978	0
				pubmed_30K-40K_10-merged	long-summarization (Cohan et al., 2018)	Apache 2.0	2,154	133	test	368	18	1,485	0
				pubmed_40K-50K_5-merged	long-summarization (Cohan et al., 2018)	Apache 2.0	1,731	136	test	336	21	1,046	0
				lex_files_300K-400K	LexFiles (Chalkidis et al., 2023)	CC BY-NC-SA 4.0	2,797	137	dev	339	15	1,307	0
	law	English	en	lex_files_400K-500K	LexFiles (Chalkidis et al., 2023)	CC BY-NC-SA 4.0	3,320	137	test	333	17	1,427	0
				lex_files_500K-600K	LexFiles (Chalkidis et al., 2023)	CC BY-NC-SA 4.0	4,087	136	test	346	17	1,324	0
				lex_files_600K-700K	LexFiles (Chalkidis et al., 2023)	CC BY-NC-SA 4.0	5,049	138	test	338	18	1,442	0

Table 21: Statistics of all datasets in AIR-BENCH 24.05 (Part 5).

Dataset (↓)	bge-en-icl (zero-shot)	bge-en-icl-c5data (zero-shot)	bge-*-en-v1.5			c5-*-v2			gte-*			NV-Embed-*		gte-large- en-v1.5	SFR- Embedding-Mistral	SFR- Embedding-2_R	repllama-v1-7b- lora-passage
			small	base	large	small	base	large	small	base	large	v1	v2				
QA Task (English, 7 Datasets)																	
arxiv_en	50.43	50.43	35.56	36.44	38.68	35.44	37.56	38.31	36.25	38.09	39.20	47.39	49.88	40.00	48.10	43.58	47.20
finance_en	55.48	55.48	44.68	47.35	45.59	49.44	47.33	51.34	47.60	49.08	47.91	51.21	54.09	54.33	58.34	56.02	54.14
healthcare_en	57.20	57.20	47.23	49.50	50.93	46.48	48.93	52.45	47.48	49.20	49.02	58.98	59.85	48.34	59.09	55.83	56.25
law_en	28.92	28.92	17.12	16.71	23.53	15.67	16.34	21.28	15.89	15.63	17.57	20.77	25.43	18.73	22.52	21.22	17.98
news_en	54.92	54.92	41.38	40.59	43.70	43.37	42.00	45.26	40.70	43.64	43.70	50.93	52.35	45.74	51.20	50.57	51.58
web_en	60.80	60.80	47.04	46.77	48.92	45.27	46.12	48.60	49.55	50.41	51.47	56.46	58.76	50.02	57.44	55.57	58.06
wiki_en	73.44	73.44	62.15	62.53	63.05	65.94	66.61	66.54	65.07	65.92	65.96	71.08	73.06	66.59	72.78	72.77	70.84
Long-Doc Task (English, 11 Datasets)																	
arxiv_en_gemini	87.55	87.55	69.08	69.88	75.50	75.50	72.29	76.31	72.69	71.89	74.70	83.94	85.54	72.29	79.92	78.72	82.73
arxiv_en_gpt3	81.65	81.65	65.23	64.91	64.37	65.83	69.44	75.07	66.79	67.41	70.62	83.31	83.28	68.30	76.88	72.28	76.81
arxiv_en_llm_survey	71.05	71.05	46.25	49.80	51.32	52.71	54.30	58.07	49.54	55.85	56.58	67.62	69.33	55.94	63.51	60.15	64.71
book_en_origin_of_species_darwin	71.07	71.07	52.50	56.09	60.22	53.03	54.07	61.51	58.37	59.76	63.32	68.21	70.77	51.35	66.18	62.49	66.64
healthcare_en_pubmed_100k_200k_1	71.23	71.23	57.24	60.50	61.68	58.76	62.33	64.62	56.94	57.59	58.76	68.51	69.17	57.78	63.77	65.13	68.17
healthcare_en_pubmed_100k_200k_2	75.59	75.59	57.23	59.39	62.54	62.14	66.00	69.10	58.30	61.70	64.49	75.53	77.96	63.91	73.15	70.78	69.78
healthcare_en_pubmed_30k_40k_10_merged	79.00	79.00	65.76	67.33	69.36	68.32	69.74	74.16	67.03	68.50	68.34	78.45	79.98	64.79	74.45	71.97	77.24
healthcare_en_pubmed_40k_50k_5_merged	65.57	65.57	52.03	57.15	57.28	57.94	57.83	61.35	50.79	54.53	53.57	64.89	64.57	55.14	61.95	61.19	60.55
law_en_lex_files_400k_500k	67.73	67.73	54.46	58.07	60.25	53.20	58.06	62.17	55.56	59.03	62.66	66.54	66.06	58.80	61.76	60.35	64.77
law_en_lex_files_500k_600k	68.52	68.52	53.03	60.23	61.68	57.98	60.08	65.89	58.75	61.63	63.54	68.14	71.56	63.36	66.31	63.16	67.55
law_en_lex_files_600k_700k	68.73	68.73	49.98	53.58	56.30	51.79	57.61	59.56	53.84	55.29	56.53	67.76	69.68	56.18	61.18	57.90	63.97

Table 22: Detailed evaluation results of English IR models on QA (English, test) datasets and Long-Doc (English, test) datasets of AIR-BENCH 24.05.

Dataset (↓)	BM25	BM25 +	multilingual-e5-*			gte-Qwen2*-instruct		bge-m3	multilingual-e5-large-instruct	e5-mistral-7b-instruct	bge-multilingual-gemma2	gte-multilingual-base	bce-embedding-base_v1	jina-embeddings-v3
		bge-reranker-v2-m3	small	base	large	1.5B	7B							
QA Task (Multilingual, 53 Datasets)														
arxiv_en	33.18	50.30	32.98	34.17	37.84	42.15	41.33	41.64	39.52	46.06	24.00	41.28	22.60	39.65
finance_ar	35.78	51.78	36.17	43.82	45.34	44.12	43.55	45.76	48.95	44.59	50.25	45.59	25.00	46.32
finance_en	45.13	58.04	47.32	50.29	49.05	55.21	59.23	52.92	52.79	55.90	50.08	53.24	41.67	51.70
finance_fr	27.63	52.08	25.90	33.83	36.41	36.52	39.57	41.44	42.73	38.98	51.10	35.47	19.27	37.14
finance_zh	22.43	42.35	30.46	32.07	34.71	34.28	34.61	40.23	37.72	33.10	39.23	36.84	25.72	33.96
healthcare_de	50.02	63.43	43.90	47.34	46.14	46.34	53.91	49.00	52.06	53.12	55.40	50.68	25.55	49.86
healthcare_en	34.84	53.76	44.21	49.16	50.63	52.11	54.46	49.05	54.02	56.24	47.48	47.48	29.89	49.42
healthcare_es	31.25	50.85	45.67	50.30	54.91	49.49	53.78	53.05	51.74	47.67	63.13	46.35	29.90	52.75
healthcare_fr	28.02	50.99	19.75	28.53	32.40	33.86	30.29	39.29	36.64	37.28	45.13	34.92	6.39	32.68
healthcare_zh	18.10	43.58	28.97	28.08	33.62	39.13	38.66	42.31	39.76	36.05	42.35	37.94	25.84	38.91
law_de	12.33	22.95	11.93	13.35	13.56	12.81	13.18	20.11	15.59	14.77	15.75	12.65	5.72	11.71
law_en	19.50	34.17	14.61	15.76	19.71	20.19	22.75	26.95	16.90	19.61	22.60	11.44	8.67	16.78
law_fr	13.16	23.19	7.34	10.30	9.94	12.72	13.15	20.20	15.12	14.38	14.29	11.68	2.64	9.76
news_ar	26.54	50.17	32.16	37.49	40.64	35.93	37.63	44.93	48.20	38.95	48.41	39.13	13.43	44.04
news_bn	29.33	41.60	44.97	46.48	52.17	20.27	61.31	59.03	49.31	25.50	58.77	56.00	17.90	53.73
news_de	38.52	55.11	39.06	43.70	43.34	43.08	44.89	47.87	47.84	46.48	52.05	43.93	21.15	46.39
news_en	39.72	57.63	38.70	43.05	43.48	47.44	52.74	47.34	44.27	47.89	50.29	47.55	30.74	45.61
news_es	33.09	54.65	36.14	38.88	40.41	39.90	45.21	44.70	45.99	45.34	49.90	40.47	19.76	42.94
news_fa	24.95	52.02	33.07	36.70	40.03	26.40	30.09	43.81	45.59	29.72	43.40	39.05	15.79	37.90
news_fr	41.20	60.79	28.56	40.51	36.59	45.60	49.76	49.52	50.59	49.61	56.80	45.86	22.75	46.56
news_hi	31.93	54.95	32.96	32.85	39.12	23.39	30.28	42.12	39.66	29.82	44.89	36.64	14.02	40.02
news_id	42.82	66.52	35.87	41.26	41.03	34.82	46.44	47.45	48.59	45.93	50.65	41.27	19.20	44.86
news_ja	38.12	57.95	37.42	39.06	45.24	41.95	44.13	47.09	47.60	43.47	51.51	42.62	21.44	41.96
news_ko	34.79	59.22	40.05	43.16	47.79	44.55	47.19	48.13	50.52	46.47	51.64	40.39	20.70	45.18
news_ru	31.67	55.72	37.90	42.06	43.24	43.09	46.55	48.31	48.81	46.59	51.48	42.93	20.56	46.65
news_zh	15.22	30.61	27.34	36.24	39.67	36.43	43.17	41.00	35.46	35.98	43.42	36.20	27.56	40.56
science_ru	39.78	62.84	43.70	47.01	51.87	54.04	45.21	55.18	56.86	53.07	44.13	48.69	26.06	50.24
web_ar	39.15	60.85	41.15	46.78	47.74	48.85	55.56	52.53	56.40	49.56	59.97	47.12	18.89	53.40
web_bn	47.47	68.73	44.65	46.71	51.10	38.37	51.45	55.53	56.17	46.83	59.68	50.89	25.03	55.55
web_de	46.14	61.30	45.06	45.90	46.89	47.73	48.62	51.89	50.87	50.88	57.72	47.22	26.31	48.06
web_en	41.46	60.51	38.71	43.24	42.81	52.68	58.99	53.88	41.58	52.08	56.48	52.05	30.55	47.38
web_es	42.52	60.89	42.57	46.04	46.44	50.69	54.11	51.78	52.24	54.45	58.20	49.56	26.77	49.42
web_fa	42.61	64.98	45.91	48.44	50.45	41.71	49.55	55.81	58.68	45.86	62.43	49.70	21.83	52.84
web_fr	46.62	63.48	30.61	43.13	39.56	51.60	55.16	51.46	50.20	54.52	59.54	50.34	26.94	48.80
web_hi	50.70	71.06	50.53	51.50	56.44	40.53	53.06	57.06	56.32	49.43	64.50	56.30	25.22	58.79
web_id	48.80	67.23	39.52	46.37	44.80	48.32	55.51	53.14	54.49	55.17	60.00	50.50	21.02	52.76
web_ja	47.41	64.53	45.49	47.36	52.21	52.21	57.27	54.75	54.89	51.80	60.26	51.18	27.65	50.10
web_ko	44.73	61.51	45.07	46.53	53.59	52.48	57.54	55.28	55.81	54.22	59.64	47.41	23.53	51.87
web_ru	42.92	63.59	42.85	47.59	48.51	52.35	55.88	54.53	54.97	53.85	60.12	49.77	28.24	50.51
web_zh	33.69	52.96	42.14	44.27	48.17	47.48	51.66	50.20	47.06	45.68	53.04	46.75	35.66	47.66
wiki_ar	43.66	63.82	50.61	54.35	60.65	47.74	59.44	59.65	63.21	52.98	63.42	54.40	19.38	57.89
wiki_bn	55.80	72.97	53.57	53.13	60.33	51.35	58.17	64.33	64.45	56.84	69.48	58.12	25.81	62.81
wiki_de	61.20	73.32	56.58	57.89	59.70	56.30	63.97	64.68	65.81	65.40	67.91	62.83	30.17	62.08
wiki_en	60.27	75.46	61.89	62.78	63.85	66.45	73.59	69.70	68.62	71.38	72.80	69.12	30.97	64.96
wiki_es	57.24	73.70	59.53	59.41	61.61	60.94	67.62	65.40	68.10	69.49	71.79	63.42	34.99	63.65
wiki_fa	48.02	67.43	54.07	56.47	59.69	44.29	57.05	61.15	64.20	51.77	67.57	53.24	27.63	57.75
wiki_fr	62.71	76.51	50.94	59.04	60.71	61.90	70.32	66.04	69.72	69.29	71.28	66.69	33.14	64.67
wiki_hi	57.81	74.76	62.73	63.59	68.59	51.57	60.54	69.02	71.81	63.93	75.39	67.62	32.02	68.74
wiki_id	58.14	75.16	59.00	60.95	61.82	54.47	61.81	66.30	66.36	66.23	68.91	62.79	25.92	62.75
wiki_ja	56.43	72.90	54.32	51.31	61.07	55.97	62.88	60.86	64.12	57.72	68.29	57.62	20.26	58.26
wiki_ko	43.93	67.17	55.75	56.26	62.64	54.89	59.17	62.36	64.79	60.30	66.78	55.63	20.96	58.28
wiki_ru	53.99	68.60	53.80	52.96	58.16	53.45	62.95	60.18	62.57	58.70	64.15	57.03	28.08	59.41
wiki_zh	40.24	63.51	53.63	59.44	61.83	58.33	67.50	63.52	62.82	57.19	68.64	61.86	35.46	62.70
Long-Doc Task (English, 11 Datasets)														
arxiv_en_gemini	63.85	82.33	75.10	74.70	76.71	75.10	73.09	82.33	76.71	77.51	81.53	74.70	71.89	72.69
arxiv_en_gpt3	56.13	74.56	67.21	70.23	73.71	73.39	71.61	71.93	69.12	76.85	75.12	72.13	69.98	71.39
arxiv_en_llm_survey	47.76	68.77	54.11	58.05	60.29	53.63	50.33	61.25	58.87	62.28	59.65	57.89	52.85	55.96
book_en_origin_of_species_darwin	42.07	65.42	50.12	55.93	59.39	63.02	58.39	59.41	61.94	64.50	67.08	57.78	48.53	62.20
healthcare_en_pubmed_100k_200k_1	60.21	78.17	58.56	63.94	63.47	60.54	62.06	65.64	62.97	64.40	71.48	64.40	48.08	58.33
healthcare_en_pubmed_100k_200k_2	61.78	82.29	59.41	61.79	63.94	66.71	69.05	67.31	64.42	71.40	79.21	68.32	50.88	57.63
healthcare_en_pubmed_30k_40k_10_merged	65.45	84.12	66.44	70.90	70.36	70.47	70.75	70.98	72.13	74.65	79.78	73.03	58.36	67.06
healthcare_en_pubmed_40k_50k_5_merged	53.90	72.44	55.84	57.31	60.13	56.65	59.22	56.45	59.07	62.91	66.72	60.10	45.09	53.67
law_en_lex_files_400k_500k	42.75	68.51	51.85	58.70	64.56	58.70	61.84	63.59	59.82	58.61	66.14	59.56	47.08	60.64
law_en_lex_files_500k_600k	42.99	67.93	56.03	61.41	67.72	60.78	64.33	64.12	60.90	62.73	69.83	64.56	49.92	60.82
law_en_lex_files_600k_700k	47.12	71.70	52.92	57.33	62.50	58.61	63.04	60.60	57.67	60.15	69.03	60.17	42.74	56.06

Table 23: Detailed evaluation results of multilingual IR models on QA (Multilingual, test) datasets and Long-Doc (English, test) datasets of AIR-BENCH 24.05.