

# CoMT: A Novel Benchmark for Chain of Multi-modal Thought on Large Vision-Language Models

Zihui Cheng<sup>1,2\*</sup>, Qiguang Chen<sup>3\*</sup>, Jin Zhang<sup>3</sup>, Hao Fei<sup>4</sup>,  
Xiaocheng Feng<sup>3</sup>, Wanxiang Che<sup>3</sup>, Min Li<sup>1</sup>, Libo Qin<sup>1,2†</sup>,

<sup>1</sup>School of Computer Science and Engineering, Central South University, China

<sup>2</sup>Key Laboratory of Data Intelligence and Advanced Computing in Provincial Universities, Soochow University, China

<sup>3</sup>Research Center for SCIR, Harbin Institute of Technology, Harbin, China

<sup>4</sup>National University of Singapore, Singapore

czh-up@csu.edu.cn, qgchen@ir.hit.edu.cn

## Abstract

Large Vision-Language Models (LVLMs) have recently demonstrated amazing success in multi-modal tasks, including advancements in Multi-modal Chain-of-Thought (MCoT) reasoning. Despite these successes, current benchmarks still follow a traditional paradigm with multi-modal input and text-modal output, which leads to significant drawbacks such as *missing visual operations* and *vague expressions*. Motivated by this, we introduce a novel Chain of Multi-modal Thought (CoMT) benchmark to address these limitations. Different from the traditional MCoT benchmark, CoMT requires both multi-modal input and multi-modal reasoning output, aiming to mimic human-like reasoning that inherently integrates visual operations. Specifically, CoMT consists of four categories: (1) Visual Creation, (2) Visual Deletion, (3) Visual Update, and (4) Visual Selection to comprehensively explore complex visual operations and concise expression in real scenarios. We evaluate various LVLMs and strategies on CoMT, revealing some key insights into the capabilities and limitations of the current approaches. We hope that CoMT can inspire more breakthroughs on introducing multi-modal generation into the reasoning process. The project page is available at <https://github.com/czhhz/CoMT>.

## 1 Introduction

Recently, large vision-language models (LVLMs) have achieved remarkable success across various multi-modal tasks (Liu et al. 2024b; Zhu et al. 2023; Qin et al. 2024b; Zhang et al. 2024b; Fei et al. 2024b). In addition, LVLMs have also emerged with amazing capabilities, especially the capability of chain-of-thought (CoT) reasoning, which can perform step-by-step reasoning (Lu et al. 2022; Chen et al. 2024b; Xu et al. 2024; Fei et al. 2023). Specifically, Zhang et al. (2023) first formally introduce the concept of Multimodal-CoT (MCoT) and extend it into a rationalizing-answering stages paradigm. Wang et al. (2024a) propose T-SciQ to distill the advanced large language models (LLMs) to smaller models for better MCoT reasoning. Building on

\*These authors contributed equally.

†Corresponding Author.

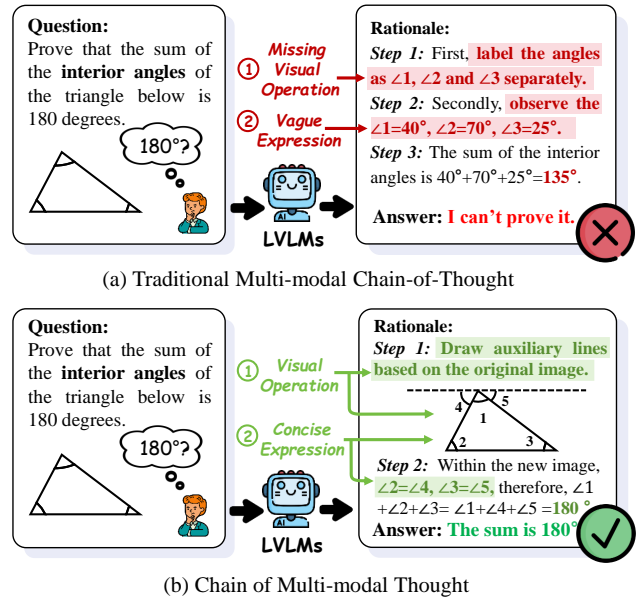


Figure 1: Comparison between (a) traditional multi-modal CoT and (b) chain of multi-modal thought, where images in rationales are needed to be generated from LVLMs to assist textual reasoning in rationale.

this foundation, Zheng et al. (2024) propose DDCoT, utilizing advanced LLMs to split questions into a series of sub-questions and then answer them by LVLMs. Mondal et al. (2024) further inject the knowledge graph information into the MCoT reasoning process, reducing the hallucinations of LLMs. He et al. (2024) devise a novel latent space learning approach to acquire image features through diffusion processes, achieving more complex CoT reasoning capabilities.

While remarkable success has been witnessed in MCoT, current MCoT benchmarks still follow a traditional paradigm that reads multi-modal input but can only produce single-modal reasoning output. Such a paradigm lacks integrated multi-modal reasoning output, leading to the following issues:

Benchmark	#Question	#Image	#VO	MMCoT	MT	Avg. MT Step	Rationale
VCR (Zellers et al. 2019)	290k	99,904	✗	~4%	✗	✗	✓
A-OKVQA (Schwenk et al. 2022)	24,903	23,692	✗	~21%	✗	✗	✓
KI-VQA (Li et al. 2023b)	4,290	4,189	✗	~17%	✗	✗	✓
ScienceQA (Lu et al. 2022)	21,208	10,332	✗	~8%	✗	✗	✓
MMMU (Yue et al. 2023)	11,550	11,264	✗	~8%	✗	✗	<18%
M <sup>3</sup> CoT (Chen et al. 2024b)	11,459	11,293	✗	100%	✗	✗	✓
CoMT (ours)	3853	14,801	4	100%	✓	3.11	✓

Table 1: Comparison of CoMT and multi-modal related datasets.<sup>1</sup>#X: the size of X; VO: supported visual operations; MMCoT: the ratio of samples with multi-step MCoT (MMCoT) in the datasets; MT: Multi-modal Thought. Avg. MT Step: The average step of Multi-modal Thought. Our benchmark has the following two advantages: (1) abundant rationale containing multi-modal thought, (2) more comprehensive and fine-grained visual operation.

- Missing Visual Operations.** *Effective multi-modal reasoning often requires visual operations.* However, traditional MCoT paradigms produce only textual reasoning outputs, which greatly hinders the multi-modal reasoning. As shown in Figure 1 (a), traditional methods can express operations in language, such as “label the angles”, but they fail to execute visual operations, omitting the actual image-processing procedure.
- Vague Expressions.** The adage “a picture is worth a thousand words” highlights the limitations of text in conveying visual reasoning conditions. As shown in Figure 1 (a), phrases like “ $\angle 1=40^\circ$ ” are imprecise in the absence of actual annotations, failing to accurately reflect the mapping relationship between angles and measures, thus leading to ambiguity and loss of visual information.

Actually, when humans perform reasoning, they naturally integrate images into the process: using visual thought for concrete, detailed reasoning while using textual thought for abstract, logical reasoning (Lehmann et al. 2010; Lin et al. 2024; Wu et al. 2024b). Take Figure 1 (b) as an example, LVLMs can accurately locate the specific angle by generating an annotated image. By labeling the angles and drawing auxiliary lines, LVLMs can perform clearer expressions and better multi-modal reasoning. Inspired by this, in this paper, we aim to explore a new MCoT paradigm that requires generating multi-modal reasoning outputs.

To fill this gap, we introduce a novel Chain of Multi-modal Thought benchmark (CoMT). Unlike the traditional MCoT benchmarks, CoMT requires both multi-modal input and multi-modal reasoning output, aiming to enhance LVLMs’ performance in concise expression and complex visual operations in real-world scenarios. Specifically, CoMT contains four categories to comprehensively assess the ability of LVLMs to use multi-modal thought processes: **(1) Visual Creation** assesses the ability to generate images from scratch, thereby visualizing abstract problems; **(2) Visual Deletion** evaluates the removal of irrelevant information from given images; **(3) Visual Update** examines the integration of updated images while retaining prior information; **(4) Visual Selection** tests the selection of specific visual fea-

tures for improved image comparison. The detailed comparisons and analyses are shown in Table 1.

We evaluate abundant representative LVLMs and prompting strategies on CoMT in extensive scenarios, yielding several **key takeaways**: (1) *CoMT presents a significant challenge; nearly all zero-shot methods perform only marginally better than random, which demonstrates huge gaps compared with human performance.* (2) *In-context learning (ICL) has better hope on triggering LVLMs for better multi-modal thought in CoMT.* (3) *Future advancements in CoMT should focus on integrating multi-modal generation, logical reasoning and visual operations into MCoT more effectively.*

Our main contributions are as follows:

- To our knowledge, this is the first work to establish a benchmark for chain of multi-modal thought (CoMT) in LVLMs, which encompasses four fundamental operations for comprehensive evaluation.
- We evaluate various representative LVLMs and prompting strategies, revealing a huge performance gap between LVLMs and humans. Except for Gemini, nearly all LVLMs perform at random chance levels.
- We explore in-context learning to enhance performance and highlight some future directions for integrating multi-modality into MCoT reasoning, hoping to provide insights for further research.

## 2 Benchmark Construction

We introduce CoMT<sup>2</sup>, which aims to assess the ability of multi-modal thought, consisting of four types: *Visual Creation* (§2.1), *Visual Deletion* (§2.2), *Visual Update* (§2.3), and *Visual Selection* (§2.4). Specially, we design a specified question-answering template, which involves *question*, *options*, *image*, *rationale*, and *answer*, to standardize the format for all tasks within CoMT. More annotation details are shown in Technical Appendix C.

### 2.1 Visual Creation

*An image is worth a thousand words.* As shown in Figure 2 (a), visual creation tasks emphasize generating images from textual descriptions to improve multi-modal reasoning.

<sup>1</sup>The background of traditional MCoT and our CoMT can be found in our Technical Appendix A.

<sup>2</sup>The quality assurance of CoMT can be found in Technical Appendix B.

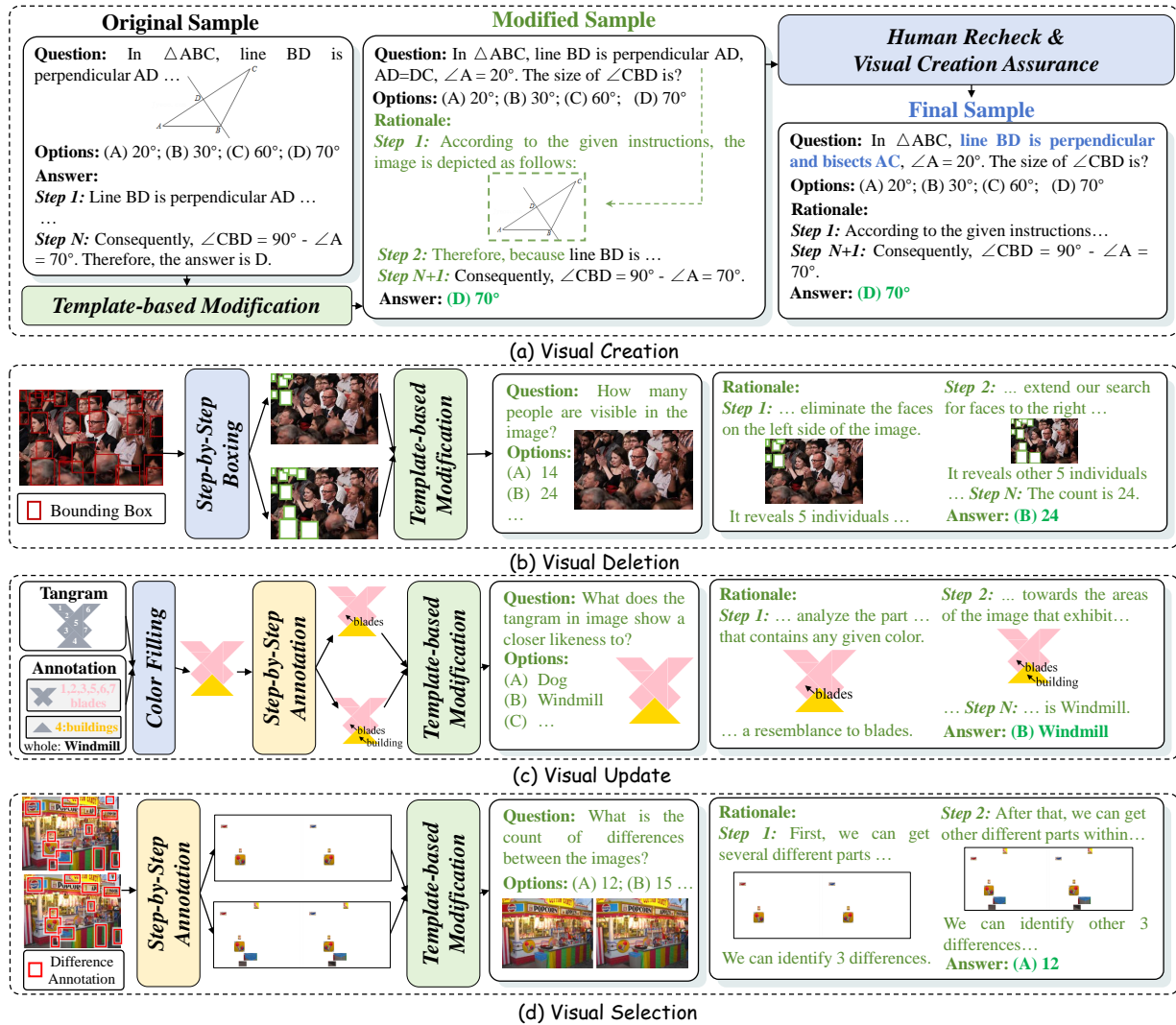


Figure 2: The overall annotation process for four tasks of CoMT, which consists of (a)visual creation, (b)visual deletion, (c)visual update, and (d)visual selection.

- **Original Dataset:** We develop visual creation tasks based on the GeoQA+ dataset (Cao and Xiao 2022), which includes geometric images and textual questions as input, with textual rationales as output.
- **Template-based Modification:** We first follow the template to modify the visual creation data. Specifically, we maintain the original question and option part from GeoQA+ and split the whole response into rationale and the final answer. Furthermore, we reposition the image from question to the output rationale as visual thought, with step information supplemented.
- **Human Recheck:** To ensure the accurate reproduction of images, we manually augment the geometric description within the question by aligning with the image details.

## 2.2 Visual Deletion

In logical reasoning, it is crucial to eliminate redundant information and clarify the logical chain. By progressively removing visual features, LLMs experience reduced confusion, enabling step-by-step reasoning for the final answer, as illustrated in Figure 2 (b).

- **Original Dataset:** We utilize the crowd-counting task from the JHU-CROWD++ dataset (Sindagi, Yasarla, and Patel 2020), which includes images with numerous faces and corresponding boxing.
- **Step-by-Step Boxing:** The most crucial aspect of crowd-counting is identifying human individuals where faces serve as a significant visual feature. To demonstrate the marking and removal of redundant visual features, we batch-mask faces based on the boxing provided, preparing for the next operation.
- **Template-based Modification:** We construct the com-

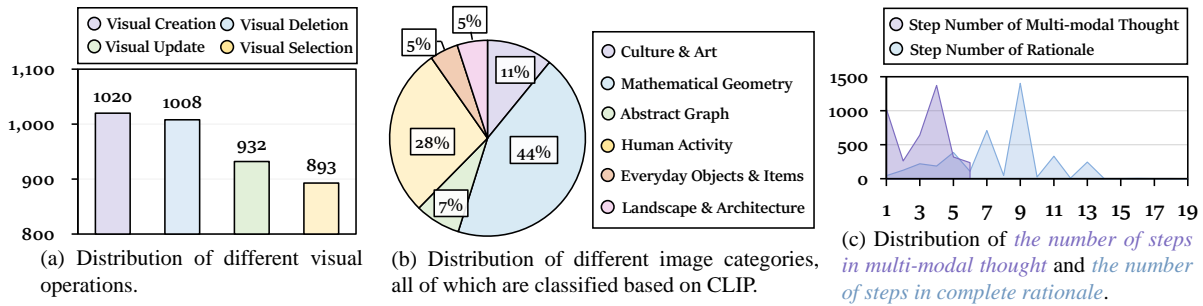


Figure 3: Distribution of CoMT tasks across four types of image processing.

plete sample by following the CoMT template, involving inquiries about the people count in the image (*question*) and clarifications of the identified count (*rationale*), etc. The prepared images serve as the visual thought within the rationale.

### 2.3 Visual Update

*Marking can help sort out the logic.* LVLMs often make mistakes in reasoning due to forgetting visual features, while humans mitigate this by annotating images. Inspired by this, as illustrated in Figure 2 (c), we propose the *Visual Update* task to annotate the images step-by-step.

- **Original Dataset:** We leverage the KILOGRAM (Ji et al. 2022) dataset to implement tangram recognition, including the tangram image and labels of both individual pieces and the whole shape.
- **Tangram Annotation:** For accurate assessments, we enhance the original tangram by applying different colors to each label category which consists of multiple individual pieces. After coloring, we explicitly annotate each category with label texts.
- **Template-based Modification:** Finally, we follow the CoMT template to construct the whole sample and combine the enhanced images with the textual rationales to represent the multi-modal thoughts.

### 2.4 Visual Selection

*Text cannot indicate the location intuitively.* Accurately selecting among similar objects using text alone is challenging due to the inherent difficulty in precise location and difference descriptions. Following this intuition, we construct the *Visual Selection* task, as shown in Figure 2 (d).

- **Original Dataset:** We construct the task from the spotdiff<sup>3</sup> dataset. This dataset provides pairs of similar images and corresponding difference annotations, requiring precise identification of differences between two images.
- **Step-by-Step Annotation:** According to the annotations, we extract the distinct areas of image pairs in batches, keeping the same position and size as the original images.
- **Template-based Modification:** We then supplement the textual section within the template and integrate corresponding images to construct a multi-modal rationale.

<sup>3</sup><https://www.allstarpuzzles.com/spotdiff/index.html>

Statistics	Number
Total Sample	3,853
Total Image	14,801
Average Question Length	22.66
Average Choice Length	1.33
Average Rationale Length	104.74
Average Multi-modal Thought Step	3.11
Average Rationale Step	7.71

Table 2: Basic statistics of CoMT, including sample numbers, steps of rationale, length of rationale, and image number generated in CoT.

## 3 Benchmark Analysis

**Basic statistics** As shown in Table 2, CoMT comprises 3,853 samples and 14,801 images. CoMT encompasses two primary domains within M<sup>3</sup>CoT (Chen et al. 2024b) and four visual operations (illustrated in Figure 3 (a)) for comprehensive evaluation. Additionally, CoMT requires more intricate reasoning, with an average length of 104.7 words and 7.7 steps per sample, significantly higher than ScienceQA’s 48 words and 2.5 steps.

**Multi-modal diversity** CoMT includes a diverse array of multi-modal tasks (*visual creation*, *visual deletion*, *visual update* and *visual selection*), ranging from mathematical problems to commonsense challenges, such as geometry and recognition. Furthermore, as depicted in Figure 3 (b), CoMT features a wide range of image types encompassing “Culture & Art”, and “Abstract Graph”, etc, classified by CLIP (Radford et al. 2021).

**Rationale diversity** As illustrated in Figure 3 (c), CoMT exhibits a *broad range* in the number of reasoning steps. Additionally, the multi-modal thought steps also show both diversity and sufficient volume. This allows for a comprehensive evaluation across different steps within CoMT.

## 4 Experiments

### 4.1 Experiments Setting

In our experiments, we select a range of LVLMs as backbones, including those trained on image generation tasks as well as those that are not, including *Gemini-Pro* (Team et al. 2023), *Qwen-VL* (Bai et al. 2023), *LLaVA-NeXT* (Liu

Model	Visual Creation		Visual Deletion		Visual Update		Visual Selection		Average	
	Acc	Macro-F1	Acc	Macro-F1	Acc	Macro-F1	Acc	Macro-F1	Acc	Macro-F1
Random	27.10	26.75	25.17	25.15	24.06	24.05	25.59	25.55	25.48	25.37
<i>Qwen-VL-7B</i> (Bai et al. 2023)										
Direct (Bai et al. 2023)	21.49	12.78	<u>26.35</u>	<u>18.29</u>	<u>37.64</u>	<u>30.34</u>	22.08	13.80	<u>26.89</u>	<u>18.80</u>
CoT (Kojima et al. 2022)	<u>23.96</u>	<u>19.22</u>	12.63	11.81	33.62	26.13	23.22	<u>18.00</u>	23.26	18.79
Desp-CoT (Wu et al. 2023)	19.90	13.23	20.94	7.73	30.59	23.85	<u>26.05</u>	10.48	24.37	13.82
VoT (Wu et al. 2024b)	22.08	17.51	14.43	11.71	28.52	21.02	22.08	12.47	21.78	15.68
<i>LLaVA-NeXT-13B</i> (Liu et al. 2024a)										
Direct (Liu et al. 2024a)	<u>26.34</u>	<u>19.72</u>	20.64	<u>20.06</u>	<u>35.47</u>	<u>34.26</u>	22.76	19.60	<u>26.30</u>	<u>23.41</u>
CoT (Kojima et al. 2022)	22.18	12.33	21.44	15.21	26.36	18.99	24.92	19.91	23.73	16.61
Desp-CoT (Wu et al. 2023)	19.90	12.82	23.45	17.47	27.01	18.82	25.59	<u>20.77</u>	23.99	17.47
VoT (Wu et al. 2024b)	20.79	15.58	<u>25.55</u>	18.55	27.55	18.95	<u>26.61</u>	17.23	25.13	17.58
<i>GILL</i> (Koh, Fried, and Salakhutdinov 2023)										
Direct (Koh, Fried, and Salakhutdinov 2023)	<u>16.93</u>	<u>15.75</u>	<u>22.65</u>	<u>13.90</u>	<u>23.43</u>	<u>12.62</u>	18.12	<u>10.16</u>	<u>20.28</u>	<u>13.11</u>
CoT (Kojima et al. 2022)	8.61	9.96	12.63	8.62	18.11	8.20	17.21	8.34	14.14	8.78
Desp-CoT (Wu et al. 2023)	6.83	7.93	20.74	9.60	21.69	10.90	<u>20.95</u>	9.12	17.55	9.39
VoT (Wu et al. 2024b)	5.94	7.01	17.94	11.81	21.04	11.51	14.27	9.23	14.80	9.89
<i>NExT-GPT</i> (Wu et al. 2024a)										
Direct (Wu et al. 2024a)	<u>24.26</u>	<u>19.00</u>	<u>25.75</u>	<u>19.15</u>	24.30	<u>18.04</u>	22.42	16.24	<u>24.18</u>	<u>18.11</u>
CoT (Kojima et al. 2022)	20.20	13.88	23.85	17.25	22.78	17.95	21.52	<u>18.39</u>	22.09	16.87
Desp-CoT (Wu et al. 2023)	17.52	13.93	23.95	14.13	<u>25.38</u>	17.91	<u>22.99</u>	16.90	22.46	15.72
VoT (Wu et al. 2024b)	13.17	12.91	22.85	14.38	25.05	16.28	22.88	18.32	20.99	15.47
<i>AnyGPT</i> (Zhan et al. 2024)										
Direct (Zhan et al. 2024)	19.11	12.18	17.43	11.92	23.10	17.85	<u>27.63</u>	16.91	21.82	14.72
CoT (Kojima et al. 2022)	10.10	10.36	21.74	11.96	24.08	18.37	22.20	15.77	19.53	14.12
Desp-CoT (Wu et al. 2023)	<u>19.31</u>	<u>14.15</u>	22.75	<u>12.22</u>	24.84	18.72	25.59	16.63	<u>23.12</u>	<u>15.43</u>
VoT (Wu et al. 2024b)	11.78	10.22	<u>23.45</u>	11.45	<u>26.36</u>	<u>19.44</u>	25.59	<u>18.43</u>	21.80	14.89
<i>Gemini</i> (Team et al. 2023)										
Direct (Team et al. 2023)	28.91	25.43	<b>30.86</b>	22.28	<b>46.36</b>	<b>46.26</b>	<b>27.63</b>	20.69	<b>33.44</b>	<b>28.67</b>
CoT (Kojima et al. 2022)	27.92	23.07	28.76	<b>22.73</b>	40.24	40.02	27.39	<b>23.60</b>	31.08	27.36
Desp-CoT (Wu et al. 2023)	18.04	14.61	29.36	21.43	31.05	23.20	25.14	11.32	25.90	17.64
VoT (Wu et al. 2024b)	<b>33.27</b>	<b>26.48</b>	27.05	20.79	35.36	27.83	24.92	19.38	30.15	23.62

Table 3: Main results on various LVLMs. The **bold content** indicates the best performance across all models and all prompting methods, while the underlined content signifies the best performance within a single model across all methods. See Table 4 in Technical Appendix F for complete results.

et al. 2024a), *GILL* (Koh, Fried, and Salakhutdinov 2023), *NExT-GPT* (Wu et al. 2024a), *AnyGPT* (Zhan et al. 2024). Additionally, we explore various prompting strategies: (1) *Direct* prompts the model to directly generate the answer. (2) *CoT* (Kojima et al. 2022) is a widely used prompt method to stimulate LLMs to generate steps with “Let’s think step-by-step!”. (3) *Desp-CoT* (Wu et al. 2023) enhances reasoning quality by instructing the model to generate a description before answering. (4) *VoT* (Wu et al. 2024b) utilizes “Visualize the state after each reasoning step.” to imagine the reasoning path with text-modal. Following Qin et al. (2023) and Chen et al. (2024b), we extract the final generated answers using regular expressions. See Technical Appendix D for further experimental details.

## 4.2 Main Results

Table 3 presents the main results, from which we derive the following key findings:

**All LVLMs perform poorly on the CoMT.** Despite Gemini achieving a 28.67% F1 score across four tasks, this performance is marginally better than the random baseline by

3.3%, indicating significant room for improvement. Additionally, except for Gemini, most models perform at or below random levels. We attribute these to the lack of multi-modal reasoning in current LVLMs.

**Traditional Multimodal CoT almost completely fails on CoMT.** We observe that pure text-modal CoT does not attain improvement in addressing the CoMT problem and even degrades the performance of most models to near-random levels. We attribute it to the fact that the inability of the model to execute specific visual logic expressions and operations results in poor performance.

**All models fail to visualize thought in textual words.** As demonstrated in Table 3, all LVLMs fail to utilize VoT effectively to improve performance. Specifically, VoT prompts LVLMs to visualize states through *textual* representation and results in an average accuracy decrease of 12.28%. This finding suggests that although textual representation can convey visual features, the inherent differences between modalities still constrain the expression of multi-modal thought.

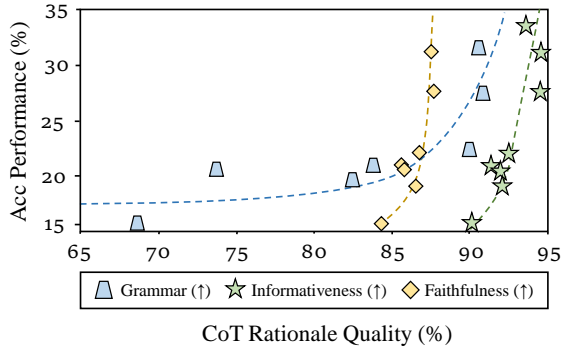


Figure 4: Analysis of the correlation between the model performance and the quality of rationale for different LVLMs based on ROSCOE (Golovneva et al. 2023).

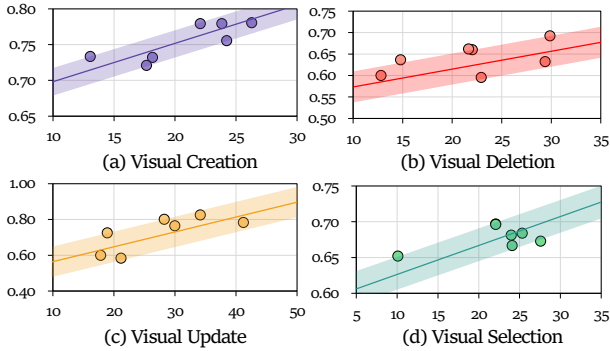


Figure 5: CLIPScore of LVLMs on 4 tasks within CoMT. The x-axis represents the CLIPScore, and the y-axis represents the accuracy.

### 4.3 Analysis

This section will conduct a further analysis on CoMT. See Technical Appendix E for more implementation details.

**Improving the quality of rationale is essential for CoMT.** As illustrated in Figure 4, the quality of CoT rationale significantly impacts the CoMT performance. Poor rationale quality constrains the logical coherence of LVLMs, limiting their reasoning capacities, which aligns with Chen et al. (2024b). Consequently, enhancing reasoning quality in LVLMs is a crucial area for further exploration.

**CoMT benefits from improved multi-modal thought.** To assess the impact of multi-modal thought on performance within CoMT, we calculate the CLIPScore (Hessel et al. 2021) to reflect the similarity between model output and each image within the ideal rationale pre-defined. Averaging these scores yields a multi-modal alignment score for each reasoning chain generated. As shown in Figure 5, there is a significant positive correlation between performance and multi-modal alignment scores across four tasks, which indicates that CoMT benefits from more multi-modal thought.

**The performance relies more on the quality of multi-modal alignment than on parameter size.** As shown in Table 4 in Technical Appendix F, the IDEFICS2-8B, with fine-grained multi-modal alignment, surpasses the 13B mod-

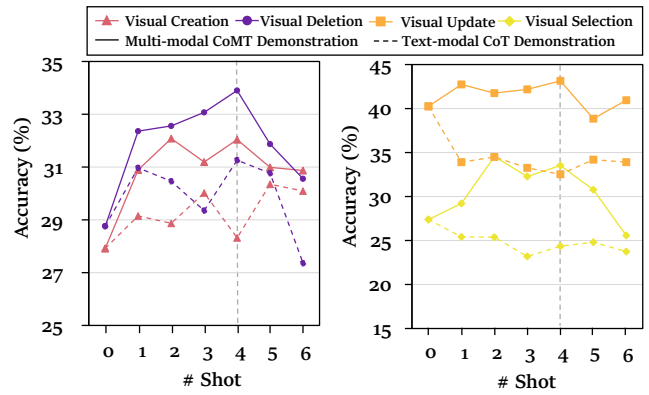


Figure 6: Analysis on In-context Learning of Gemini-Pro (Team et al. 2023) in CoMT.

els, even approaching the performance of the Gemini-Pro (>100B, Team et al. (2023)). We think that CoMT performance depends more on multi-modal alignment quality rather than parameter size.

### 4.4 In-context Learning Explorations

**In-context Learning with multi-modal input and output can effectively promote the performance in CoMT.** As shown in Figure 6, using in-context learning (ICL) (Li et al. 2023a; Qin et al. 2024a) with multi-modal input and multi-modal output demonstrations significantly improves performance. It not only surpasses zero-shot prompting but also outperforms ICL with text-modal output. This approach can be successful due to the fact that LVLMs can learn to effectively facilitate multi-modal thought through such demonstrations, even though Gemini is limited to producing rationales in the textual modality alone.

**Not more demonstrations means better performance in CoMT.** As shown in Figure 6, the model exhibits a significant downward trend in performance when the number of demonstrations exceeds four. It shows that more demonstrations are not necessarily better, as multimodal demonstrations often require the consumption of a substantial number of tokens, which can also lead to more complex challenges associated with longer contexts.

### 4.5 Error Analysis

**Insufficient Multi-modal Thought.** When dealing with multi-modal problems, models struggle to integrate multi-modal thought most of the time. As illustrated in Figure 7, we observe that despite certain models (e.g., GILL, NEXTGPT, AnyGPT) being trained on image generation tasks, at least 48% of their reasoning processes do not incorporate image generation. This occurs even when image generation is crucial for accurate outcomes, indicating a disjunction between image generation and text processing.

**Inaccurate Textual Reasoning.** When logical errors occur in textual reasoning, they hinder the advancement towards the correct answer. For example, Figure 10 in Technical Appendix reveals that the model demonstrates poor rea-

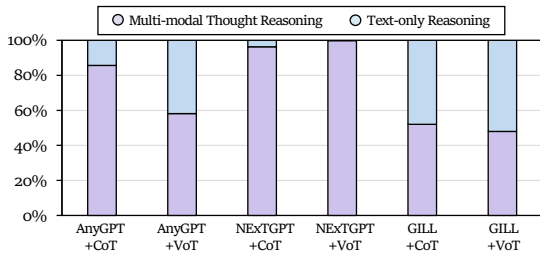


Figure 7: Image generation frequency during reasoning.

soning logic, with significant logical errors, such as calculation mistakes (like “ $2*5*5=2*10$ ”). These inaccurate textual reasoning significantly impedes progress in this field.

**Incoherent Visual Reasoning.** Although certain models generate images when reasoning, not all image contents align with the reasoning path, revealing an immature interaction between modalities. We manually evaluate the generated images, with results shown in Figure 8. The distribution reveals that current LVLMs often generate *irrelevant* images during reasoning (an average of 43%, represented by *score 0*) and fail to perform effective visual logic (on average 45% of images exhibit *logical mistake*, represented by *score 1,2*). The judgment criteria can be found in Technical Appendix C.3. To be specific, Figure 11 in Technical Appendix G shows instances with irrelevant text and image logic.

#### 4.6 Future Directions

Based on the above analysis, we summarize the future directions for current LVLMs tackling CoMT.

**How can we effectively integrate multi-modal thought reasoning?** The absence of visual thought significantly increases the difficulty when addressing certain multi-modal tasks, such as CoMT. How to enable models to integrate multi-modal reasoning is an intriguing research topic. Furthermore, given the inherent differences between textual and visual modalities, exploring how to align these two modalities during reasoning presents another valuable challenge.

**How can we enhance logical reasoning capabilities for textual reasoning?** The inadequacies in textual reasoning logic lead to inaccurate conclusions during inference, such as calculation mistakes. Therefore, how to enable models with better textual logic to perform effective text reasoning is a critical topic to explore.

**How can we achieve effective vision logic for visual reasoning?** Since some generated images fail to perform effective visual logic or even be irrelevant, not all visual thoughts generated have a positive influence on the reasoning. How to enable models to develop better visual logic to produce images that are relevant and consistent with the progression of rationale is a topic worth exploring.

### 5 Related Work

The emergence of Multi-modal Chain-of-Thought (MCoT) techniques elicits the step-by-step zero-shot and few-shot multi-modal reasoning capabilities of Large Vision-Language Models (LVLMs) (Wang et al. 2024c,b; Chen

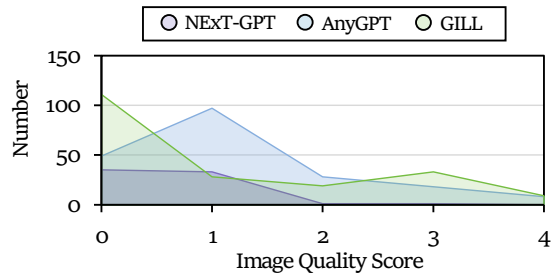


Figure 8: Distribution of human-evaluated image quality scores ( $\uparrow$ ) which are mainly determined based on *Relevance* and *Logical Correctness*. See Technical Appendix C.3 for evaluation details.

et al. 2024a,c; Liu et al. 2023; He et al. 2024; Qin et al. 2024a; Fei et al. 2024a,c). Pioneering work introduces the ScienceQA benchmark (Lu et al. 2022), involving multi-modal scientific questions. Subsequently, Zhang et al. (2023) formally propose the concept of MCoT and introduce a two-stage framework encompassing both reasoning and answering. Additionally, Tan et al. (2024); Wang et al. (2024a); Zhang et al. (2024a); Mondal et al. (2024); Lee et al. (2024) introduce more knowledge to improve the performance and reduce hallucinations in MCoT reasoning. Following this, Zheng et al. (2024) propose DDCoT, which breaks down the question into a series of sub-questions and solves them using LVLMs. Building upon this, Chen et al. (2024b) further introduce a multi-domain multi-step multi-modal benchmark to fully evaluate the complex MCoT capabilities. Based on traditional MCoT, some works begin preliminary exploration integrating the diffusion model or retriever model as a tool for better MCoT. Meng et al. (2023) propose CoI to generate images as intermediate reasoning steps in single modal tasks, outperforming purely textual CoT. Wu et al. (2024b) propose VoT, requiring text-only LLMs to imagine their vision reasoning paths, which increases the spatial reasoning abilities.

In contrast to our work, their strategies rely solely on textual modalities for reasoning, lacking visual operation or detailed visual expression in reasoning. To fill this gap, we propose CoMT to comprehensively reveal diverse multi-modal thought capabilities. We hope CoMT will inspire research on promoting better multi-modal reasoning.

### 6 Conclusion

In this work, we introduce a Chain of Multi-modal Thought (CoMT) benchmark to evaluate and improve the multi-modal reasoning capabilities of Large Vision-Language Models (LVLMs). Through extensive experiments, our findings reveal a significant performance gap between LVLMs and human, with models generally not outperforming random chance in zero-shot scenarios. In-context Learning with multi-modal rationale emerges as a promising approach to better integrate visual and textual reasoning in LVLMs. We hope this research lays the groundwork for future enhancements in multi-modal reasoning technologies.

## Acknowledgments

This work was supported by the National Natural Science Foundation of China (NSFC) via grant 62306342, 62236004, 62441603 and 62476073. This work was also sponsored by the Excellent Young Scientists Fund in Hunan Province (2024JJ4070), the Science and Technology Innovation Program of Hunan Province under Grant 2024RC3024 and CCF-Zhipu Large Model Innovation Fund (NO.CCF-Zhipu202406)). We are grateful for resources from the High Performance Computing Center of Central South University. Libo Qin is the corresponding author.

## References

- Bai, J.; Bai, S.; Yang, S.; Wang, S.; Tan, S.; Wang, P.; Lin, J.; Zhou, C.; and Zhou, J. 2023. Qwen-VL: A Versatile Vision-Language Model for Understanding, Localization, Text Reading, and Beyond. *arXiv preprint arXiv:2308.12966*.
- Cao, J.; and Xiao, J. 2022. An augmented benchmark dataset for geometric question answering through dual parallel text encoding. In *Proceedings of the 29th International Conference on Computational Linguistics*, 1511–1520.
- Chen, Q.; Qin, L.; Jiaqi, W.; Jinxuan, Z.; and Che, W. 2024a. Unlocking the Boundaries of Thought: A Reasoning Granularity Framework to Quantify and Optimize Chain-of-Thought. In *Proc. of NeurIPS*.
- Chen, Q.; Qin, L.; Zhang, J.; Chen, Z.; Xu, X.; and Che, W. 2024b. M<sup>3</sup>CoT: A Novel Benchmark for Multi-Domain Multi-step Multi-modal Chain-of-Thought. *arXiv preprint arXiv:2405.16473*.
- Chen, Z.; Wu, J.; Wang, W.; Su, W.; Chen, G.; Xing, S.; Zhong, M.; Zhang, Q.; Zhu, X.; Lu, L.; et al. 2024c. Internvl: Scaling up vision foundation models and aligning for generic visual-linguistic tasks. In *Proceedings of the IEEE/CVF Conference on Computer Vision and Pattern Recognition*, 24185–24198.
- Dai, W.; Li, J.; Li, D.; Tiong, A. H.; Zhao, J.; Wang, W.; Li, B.; Fung, P.; and Hoi, S. 2023. InstructBLIP: Towards General-purpose Vision-Language Models with Instruction Tuning. *arXiv:2305.06500*.
- Fei, H.; Li, B.; Liu, Q.; Bing, L.; Li, F.; and Chua, T.-S. 2023. Reasoning Implicit Sentiment with Chain-of-Thought Prompting. In *Proceedings of the 61st Annual Meeting of the Association for Computational Linguistics*, 1171–1182.
- Fei, H.; Wu, S.; Ji, W.; Zhang, H.; Zhang, M.; Lee, M.-L.; and Hsu, W. 2024a. Video-of-thought: Step-by-step video reasoning from perception to cognition. In *Proceedings of the International Conference on Machine Learning*.
- Fei, H.; Wu, S.; Zhang, H.; Chua, T.-S.; and Shuicheng, Y. 2024b. Vitron: A unified pixel-level vision llm for understanding, generating, segmenting, editing. In *The Thirty-eighth Annual Conference on Neural Information Processing Systems*.
- Fei, H.; Wu, S.; Zhang, M.; Zhang, M.; Chua, T.-S.; and Yan, S. 2024c. Enhancing video-language representations with structural spatio-temporal alignment. *IEEE Transactions on Pattern Analysis and Machine Intelligence*.
- Golovneva, O.; Chen, M. P.; Poff, S.; Corredor, M.; Zettlemoyer, L.; Fazel-Zarandi, M.; and Celikyilmaz, A. 2023. ROSCOE: A Suite of Metrics for Scoring Step-by-Step Reasoning. In *The Eleventh International Conference on Learning Representations*.
- He, L.; Li, Z.; Cai, X.; and Wang, P. 2024. Multi-modal latent space learning for chain-of-thought reasoning in language models. In *Proceedings of the AAAI Conference on Artificial Intelligence*, volume 38, 18180–18187.
- Hessel, J.; Holtzman, A.; Forbes, M.; Le Bras, R.; and Choi, Y. 2021. CLIPScore: A Reference-free Evaluation Metric for Image Captioning. In *Proceedings of the 2021 Conference on Empirical Methods in Natural Language Processing*, 7514–7528.
- Ji, A.; Kojima, N.; Rush, N.; Suhr, A.; Vong, W. K.; Hawkins, R. D.; and Artzi, Y. 2022. Abstract visual reasoning with tangram shapes. *arXiv preprint arXiv:2211.16492*.
- Koh, J. Y.; Fried, D.; and Salakhutdinov, R. 2023. Generating Images with Multimodal Language Models. *NeurIPS*.
- Kojima, T.; Gu, S. S.; Reid, M.; Matsuo, Y.; and Iwasawa, Y. 2022. Large language models are zero-shot reasoners. *Proc. of NeurIPS*, 35: 22199–22213.
- Landis, J. R.; and Koch, G. G. 1977. The measurement of observer agreement for categorical data. *biometrics*, 159–174.
- Laurencon, H.; Tronchon, L.; Cord, M.; and Sanh, V. 2024. What matters when building vision-language models? *arXiv preprint arXiv:2405.02246*.
- Lee, J.; Wang, Y.; Li, J.; and Zhang, M. 2024. Multimodal Reasoning with Multimodal Knowledge Graph. *arXiv preprint arXiv:2406.02030*.
- Lehmann, D.; Pascual-Marqui, R. D.; Strik, W. K.; and Koenig, T. 2010. Core networks for visual-concrete and abstract thought content: a brain electric microstate analysis. *Neuroimage*, 49(1): 1073–1079.
- Li, X.; Lv, K.; Yan, H.; Lin, T.; Zhu, W.; Ni, Y.; Xie, G.; Wang, X.; and Qiu, X. 2023a. Unified Demonstration Retriever for In-Context Learning. *arXiv:2305.04320*.
- Li, Y.; Wang, L.; Hu, B.; Chen, X.; Zhong, W.; Lyu, C.; and Zhang, M. 2023b. A comprehensive evaluation of gpt-4v on knowledge-intensive visual question answering. *arXiv preprint arXiv:2311.07536*.
- Lin, W.; Wei, X.; An, R.; Gao, P.; Zou, B.; Luo, Y.; Huang, S.; Zhang, S.; and Li, H. 2024. Draw-and-Understand: Leveraging Visual Prompts to Enable MLLMs to Comprehend What You Want. *arXiv preprint arXiv:2403.20271*.
- Liu, B.; Lyu, C.; Min, Z.; Wang, Z.; Su, J.; and Wang, L. 2023. Retrieval-augmented multi-modal chain-of-thoughts reasoning for large language models. *arXiv preprint arXiv:2312.01714*.
- Liu, H.; Li, C.; Li, Y.; Li, B.; Zhang, Y.; Shen, S.; and Lee, Y. J. 2024a. LLaVA-NeXT: Improved reasoning, OCR, and world knowledge.
- Liu, H.; Li, C.; Wu, Q.; and Lee, Y. J. 2024b. Visual instruction tuning. *Proc. of NeurIPS*, 36.



- Lu, H.; Liu, W.; Zhang, B.; Wang, B.; Dong, K.; Liu, B.; Sun, J.; Ren, T.; Li, Z.; Yang, H.; Sun, Y.; Deng, C.; Xu, H.; Xie, Z.; and Ruan, C. 2024. DeepSeek-VL: Towards Real-World Vision-Language Understanding. *arXiv:2403.05525*.
- Lu, P.; Mishra, S.; Xia, T.; Qiu, L.; Chang, K.-W.; Zhu, S.-C.; Tafjord, O.; Clark, P.; and Kalyan, A. 2022. Learn to explain: Multimodal reasoning via thought chains for science question answering. *Proc. of NeurIPS*, 35: 2507–2521.
- Meng, F.; Yang, H.; Wang, Y.; and Zhang, M. 2023. Chain of Images for Intuitively Reasoning. *arXiv preprint arXiv:2311.09241*.
- Mondal, D.; Modi, S.; Panda, S.; Singh, R.; and Rao, G. S. 2024. KAM-CoT: Knowledge Augmented Multimodal Chain-of-Thoughts Reasoning. *arXiv preprint arXiv:2401.12863*.
- Qin, L.; Chen, Q.; Fei, H.; Chen, Z.; Li, M.; and Che, W. 2024a. What Factors Affect Multi-Modal In-Context Learning? An In-Depth Exploration. *arXiv preprint arXiv:2410.20482*.
- Qin, L.; Chen, Q.; Feng, X.; Wu, Y.; Zhang, Y.; Li, Y.; Li, M.; Che, W.; and Yu, P. S. 2024b. Large Language Models Meet NLP: A Survey. *arXiv preprint arXiv:2405.12819*.
- Qin, L.; Chen, Q.; Wei, F.; Huang, S.; and Che, W. 2023. Cross-lingual Prompting: Improving Zero-shot Chain-of-Thought Reasoning across Languages. In *Proceedings of the 2023 Conference on Empirical Methods in Natural Language Processing*, 2695–2709.
- Radford, A.; Kim, J. W.; Hallacy, C.; Ramesh, A.; Goh, G.; Agarwal, S.; Sastry, G.; Askell, A.; Mishkin, P.; Clark, J.; et al. 2021. Learning transferable visual models from natural language supervision. In *International conference on machine learning*, 8748–8763. PMLR.
- Schwenk, D.; Khandelwal, A.; Clark, C.; Marino, K.; and Mottaghi, R. 2022. A-okvqa: A benchmark for visual question answering using world knowledge. In *European Conference on Computer Vision*, 146–162. Springer.
- Sindagi, V. A.; Yasarla, R.; and Patel, V. M. 2020. Jhu-crowd++: Large-scale crowd counting dataset and a benchmark method. *IEEE Transactions on Pattern Analysis and Machine Intelligence*, 44(5): 2594–2609.
- Tan, C.; Wei, J.; Sun, L.; Gao, Z.; Li, S.; Yu, B.; Guo, R.; and Li, S. Z. 2024. Retrieval Meets Reasoning: Even High-school Textbook Knowledge Benefits Multimodal Reasoning. *arXiv preprint arXiv:2405.20834*.
- Team, G.; Anil, R.; Borgeaud, S.; Wu, Y.; Alayrac, J.-B.; Yu, J.; Soricut, R.; Schalkwyk, J.; Dai, A. M.; Hauth, A.; et al. 2023. Gemini: a family of highly capable multimodal models. *arXiv preprint arXiv:2312.11805*.
- Wang, L.; Hu, Y.; He, J.; Xu, X.; Liu, N.; Liu, H.; and Shen, H. T. 2024a. T-sciq: Teaching multimodal chain-of-thought reasoning via large language model signals for science question answering. In *Proceedings of the AAAI Conference on Artificial Intelligence*, volume 38, 19162–19170.
- Wang, W.; Chen, Z.; Wang, W.; Cao, Y.; Liu, Y.; Gao, Z.; Zhu, J.; Zhu, X.; Lu, L.; Qiao, Y.; et al. 2024b. Enhancing the reasoning ability of multimodal large language models via mixed preference optimization. *arXiv preprint arXiv:2411.10442*.
- Wang, Z.; Han, Z.; Chen, S.; Xue, F.; Ding, Z.; Xiao, X.; Tresp, V.; Torr, P.; and Gu, J. 2024c. Stop Reasoning! When Multimodal LLM with Chain-of-Thought Reasoning Meets Adversarial Image. In *Proc. of CoLM*.
- Wu, S.; Fei, H.; Qu, L.; Ji, W.; and Chua, T.-S. 2024a. NExT-GPT: Any-to-Any Multimodal LLM. In *Proceedings of the International Conference on Machine Learning*, 53366–53397.
- Wu, W.; Mao, S.; Zhang, Y.; Xia, Y.; Dong, L.; Cui, L.; and Wei, F. 2024b. Visualization-of-Thought Elicits Spatial Reasoning in Large Language Models. *arXiv preprint arXiv:2404.03622*.
- Wu, Y.; Zhang, P.; Xiong, W.; Oguz, B.; Gee, J. C.; and Nie, Y. 2023. The role of chain-of-thought in complex vision-language reasoning task. *arXiv preprint arXiv:2311.09193*.
- Xu, J.; Fei, H.; Pan, L.; Liu, Q.; Lee, M.-L.; and Hsu, W. 2024. Faithful Logical Reasoning via Symbolic Chain-of-Thought. *arXiv preprint arXiv:2405.18357*.
- Yue, X.; Ni, Y.; Zhang, K.; Zheng, T.; Liu, R.; Zhang, G.; Stevens, S.; Jiang, D.; Ren, W.; Sun, Y.; et al. 2023. Mmmu: A massive multi-discipline multimodal understanding and reasoning benchmark for expert agi. *arXiv preprint arXiv:2311.16502*.
- Zellers, R.; Bisk, Y.; Farhadi, A.; and Choi, Y. 2019. From recognition to cognition: Visual commonsense reasoning. In *Proceedings of the IEEE/CVF conference on computer vision and pattern recognition*, 6720–6731.
- Zhan, J.; Dai, J.; Ye, J.; Zhou, Y.; Zhang, D.; Liu, Z.; Zhang, X.; Yuan, R.; Zhang, G.; Li, L.; et al. 2024. AnyGPT: Unified Multimodal LLM with Discrete Sequence Modeling. *arXiv preprint arXiv:2402.12226*.
- Zhang, D.; Yang, J.; Lyu, H.; Jin, Z.; Yao, Y.; Chen, M.; and Luo, J. 2024a. Cocot: Contrastive chain-of-thought prompting for large multimodal models with multiple image inputs. *arXiv preprint arXiv:2401.02582*.
- Zhang, J.; Huang, J.; Jin, S.; and Lu, S. 2024b. Vision-language models for vision tasks: A survey. *IEEE Transactions on Pattern Analysis and Machine Intelligence*.
- Zhang, Z.; Zhang, A.; Li, M.; Zhao, H.; Karypis, G.; and Smola, A. 2023. Multimodal chain-of-thought reasoning in language models. *arXiv preprint arXiv:2302.00923*.
- Zheng, G.; Yang, B.; Tang, J.; Zhou, H.-Y.; and Yang, S. 2024. Ddcot: Duty-distinct chain-of-thought prompting for multimodal reasoning in language models. *Proc. of NeurIPS*, 36.
- Zhu, D.; Chen, J.; Shen, X.; Li, X.; and Elhoseiny, M. 2023. Minigpt-4: Enhancing vision-language understanding with advanced large language models. *arXiv preprint arXiv:2304.10592*.

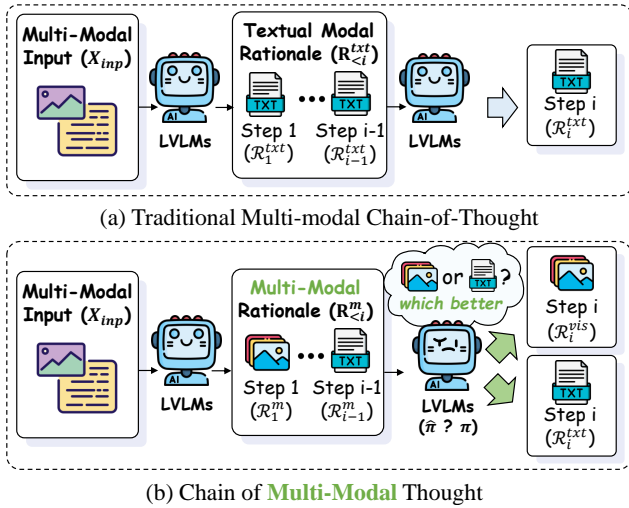


Figure 9: Comparison of paradigm between (a) traditional multi-modal chain of thought and (b) chain of multi-modal thought.

## A Background

### A.1 Multi-modal Chain-of-Thought

As shown in Figure 9 (a), the traditional multi-modal Chain-of-Thought (MCoT) involves generating a text-modal rationale, based on a multi-modal input  $\mathcal{X}_{inp} = [\mathcal{X}_{txt}; \mathcal{X}_{vis}]$ . The LVLm generates a textual rationale step  $\mathcal{R}_i^{txt}$  based on the rationales from the previous  $i - 1$  steps rationales  $\mathbf{R}_{<i>t</i>}^{txt}$ . This process can be mathematically represented as:

$$\mathcal{R}_i^{txt} = \underset{\mathcal{R}^{txt}}{\operatorname{argmax}} \pi(\mathcal{R}^{txt} | \mathcal{X}_{inp}, \mathbf{R}_{<i>t</i>}^{txt}), \quad (1)$$

where  $\pi(\cdot)$  denotes the probability of the model generating the rationale  $\mathcal{R}^{txt}$  from the vocabulary of textual tokens.

### A.2 Chain of Multi-modal Thought

Unlike the traditional MCoT, Chain of Multi-modal Thought (CoMT) incorporates visual thought into rationale generation. Formally, as shown in Figure 9 (b), given an multi-modal input  $\mathcal{X}_{inp}$ , the model generates a multi-modal rationale step  $\mathcal{R}_i^m$ , which can be defined as:

$$\mathcal{R}_i^m = \begin{cases} \underset{\mathcal{R}^{vis}}{\operatorname{argmax}} \hat{\pi}(\mathcal{R}^{vis} | \mathcal{X}_{inp}, \mathbf{R}_{<i>t</i>}^m), & \text{if } \hat{\pi} \geq \pi \\ \underset{\mathcal{R}^{txt}}{\operatorname{argmax}} \pi(\mathcal{R}^{txt} | \mathcal{X}_{inp}, \mathbf{R}_{<i>t</i>}^m), & \text{if } \hat{\pi} < \pi \end{cases} \quad (2)$$

where  $\hat{\pi}(\cdot)$  represents the probability that the model generates a rationale step with visual information, such as images or detailed descriptions of visual concepts.

## B Quality Assurance

We adopt Onboarding Test and Human Recheck method to ensure the quality of annotated data.

**Onboarding Test** All annotators must complete a preliminary test involving the annotation of 100 samples. Their annotations are assessed by three experts, and only those who

achieve an accuracy of at least 85% are allowed to continue to subsequent annotation tasks.

**Human Recheck** Following the onboarding test, annotators are required to recheck all data twice. This step ensures that each sample meets the multi-modal thought criteria and possesses coherent logical rationale. Only samples in CoMT for which at least two annotators agree are accepted. The kappa coefficient among annotators reaches 0.93, indicating perfect agreement (Landis and Koch 1977).

## C Annotation Details

### C.1 Template Definition

To standardize the format of all data in the CoMT dataset, we design a multiple-choice question-answering template for all 4 tasks. The template includes five keys: *question*, *option*, *image*, *rationale*, and *answer*. The specific content of the template is as follows:

```
% Question %
[IMAGE0] + <question>

% Option %
(A) <option1>; (B) <option2>;
(C) <option3>; (D) <option4>

% Image %
IMAGE0 : <image_name-0>,
IMAGE1 : <image_name-1>,
... ,
IMAGEN : <image_name-N>

% Rationale %
According to the question ...[IMAGE1] ... And ...
[IMAGEN] ... Therefore, ...

% Answer %
A (the correct option)
```

The *%Question%* consists of an image and text where the image is represented by an identifier *[IMAGE0]*. The *%Option%* contains four similar options, only one of which is correct. The *%Image%* section corresponds image identifiers to specific images. The *%Rationale%* section consists of interleaved image identifiers and text. The *%Answer%* section contains the correct answer option.

### C.2 Benchmark Annotation

**Annotation Details** We divide the datasets and distribute them to multiple annotators, who then complete and recheck all annotations. Additionally, we design some manual guidelines, which the annotators need to follow during the annotation process.

**Visual Creation** The original GeoQA+ (Cao and Xiao 2022) dataset provides geometric images along with textual question related to images.

First, we extract the parts of the original dataset including questions, options and answers. Then, we split the answer section into reasoning part and final options. Afterwards, we

reposition the image from input to the output rationale, and then modify the dataset format according to the template.

Note that we solely select samples where the question contains detailed and accurate descriptions of the image content, and then utilize "human recheck" to augment the question. Specifically, we supplement the descriptions based on the image content in the same language style. For example, we add descriptions such as "connect point A, B" or "point A, C are located on both sides of diameter BD".

The guideline instructions are as follows:

#### [Instruction]

We will provide you with a geometric dataset and a template. Please follow the annotation flow outlined below:

- Extract subject, choices, and answer parts from the original dataset, separating the reasoning and final option.
- Reposition the image from input to the output rationale and modify the dataset to conform to the template format.
- Select samples whose text aligns with the image, and then supplement the descriptions within text according to the original dataset's linguistic style, based on the geometric shapes in the images.

**Visual Deletion** The original dataset JHU-CROWD++ (Sindagi, Yasarla, and Patel 2020) provides images containing numerous faces and related boxing.

First, we extract samples whose face number falls within a specific range. According to the boxing, we mask 10 faces each time until all have been masked. We complete this process from the left side of image to right. Afterwards, we generate the textual components automatically to meet the template requirements

The guideline instructions are as follows:

#### [Instruction]

We will provide you with a crowd-counting dataset and a template. Please follow the annotation flow outlined below:

- Sequentially box faces by setting them to be transparent according to the coordinates from left to right, boxing 10 faces at a time.

**Visual Update** The KILOGRAM (Ji et al. 2022) dataset provides tangrams along with related shape annotations.

The original tangrams are stored within SVG files, which offers the possibility to modify them. First, we color each label category and annotate them with arrows. After that, we save the SVG files as PNG images each time a label is added. Subsequently, we filter out samples where significant overlaps exist within images or the label meaning isn't reasonable. Finally, we proceed with generating the textual components automatically. Note that we collect labels of the whole shape as the option pool.

The guideline instructions are as follows:

#### [Instruction]

We will provide you with a tangram recognition dataset and a template. Please follow the annotation flow outlined below:

- Draw different colors for regions of the tangram according to the annotations.
- Add arrows and labels to the tangram images according to the annotations within the dataset, adding one at a time and then saving the image.

**Visual Selection** The source data website<sup>4</sup> provides pairs of "spot-diff" images along with the diff boxing.

Based on the boxing, we first crop out the diff from left to right and then place these cropped sections on a white background image of the same size as the original image, while maintaining their positions. Note that we control the number of diffs in each cropping to ensure that the generated images remain in four pairs.

Then, we horizontally concatenate the image pairs into a single one, using transparent gaps to separate the pairs. Then, we generate the text parts automatically.

The guideline instructions are as follows:

#### [Instruction]

We will provide you with a spot-diff dataset and a template. Please follow the annotation flow outlined below:

- Extract the diffs according to the coordinates.
- Place diffs on a blank background equal in size to the original image step by step, ensuring that the new images contain 4 pairs and that the number of differences added each time is equal.

### C.3 Distribution of Image Quality Scores

We categorize the image quality scores into five levels, with scores ranging from 0 to 4, which from low to high respectively represent *not Relevant at all*, *Relevant but Logically Wrong*, *Relevant and Logically Partially Correct*, *Relevant and Logically Completely Correct*, *Relevant and Logically Completely Correct and Beautiful*.

We define *Relevant* as the generated image content being related to the topic.

- For **visual creation**, the generated image is considered relevant if it includes geometric shapes;
- For **visual deletion**, the image is relevant if it includes a crowd;
- For **visual update**, the image is relevant if its content is similar to the corresponding tangram shapes;
- For **visual selection**, the image is relevant if the scene in the generated image matches the scene depicted in the input image.

<sup>4</sup><https://www.allstarpuzzles.com/spotdiff/index.html>

We define *Logically Correct* as the image content being consistent with the rationale generated by LVLMs.

- For **visual creation**, the image is logically correct if the geometric content of the image matches the geometric description in the rationale;
- For **visual deletion**, the image is logically correct if the number of people described in the rationale is similar to the number of people in the image or if the specific scene described in the rationale matches the image content;
- For **visual update**, the image is logically correct if the objects described in the rationale are consistent with those displayed in the image;
- For **visual selection**, the image is logically correct if the scene described in the rationale matches the scene displayed in the image.

We randomly sample 50 instances that incorporate images within the rationale ( or all available instances if fewer than 50 ) for each of the four tasks for GILL, NExT-GPT, and AnyGPT respectively, ensuring an average distribution of the four prompt strategies as much as possible. Sampling is not performed in certain scenarios for methods like `Direct` that rarely produce rationales, thereby reducing the impact on judgment.

We select several annotators to complete the scoring task and provide them with manual guidelines as the scoring standard. Only scores that are agreed upon by at least three annotators are considered valid. The specific guideline instructions are as follows:

#### [Instruction<sub>1</sub>]

We will provide you with some images and the associated rationale. Please score the image according to the following criteria:

- 0 - Not relevant at all
- 1 - Relevant but logically wrong
- 2 - Relevant and logically partially correct
- 3 - Relevant and logically completely correct
- 4 - Relevant and logically completely correct and beautiful.

#### [Instruction<sub>2</sub>]

Note the specific criteria for different tasks:  
(*The specific criteria for Relevant and Logically Correct mentioned in above paragraph*)

## D Experiment Details

### D.1 Metrics

Given that `CoMT` is a multiple-choice question-answering dataset with fixed answers, we select *accuracy* and *Macro-F1* as the evaluation metrics for assessing model outputs.

### D.2 Random Baseline

We implement the random baseline by randomly selecting one from four options, and then abstract the average results with three attempts.

### D.3 Prompting Strategy

In addition to employing single-turn dialogue for obtaining answers in the `Direct` method, for the other three prompting strategies(`CoT`, `Desp-CoT` and `VoT`), we utilize a two-turn dialogue approach to have the model generate answers.

In the first turn of the dialogue, we use designed prompts (details are in D.4) to prompt the model to generate reasoning. In the second turn of the dialogue, we prompt the model to select the final option through 'Therefore, among A through D, the answer is'.

### D.4 Prompts Design

For the four tasks in `CoMT`, we design different prompt words. We follow the sequence of stating roles, outlining tasks, presenting specific questions, and finally supplementing various strategy words.

Specifically, we design the *State Roles* section to clarify the roles of LVLMs, thereby aiding LVLMs in focusing on the relevant domain knowledge. The *Outline Task* section is designed to describe the task content and objectives, enhancing LVLMs' understanding of the intent. The *Specific Question* section is designed to provide LVLMs with specific problems that need to be addressed. The *Strategy Words* section is designed to implement different prompt strategies.

The detailed prompt words for each task are as follows.

#### Visual Creation

##### %State Roles%

As a math expert proficient in solving geometry problems, you will now face a geometry math question with four options.

##### %Outline Task%

You need to solve this geometry problem and select the correct answer from the given options.

##### %Specific Question%

<Question, Option>

##### %Strategy Words%

Among A through D, the answer is(`Direct`) /

Let's think step by step.(`CoT`) /

Describe the image information relevant to the question.(`Desp-CoT`) /

Visualize the state after each reasoning step.(`VoT`)

## Visual Deletion

### *%State Roles%*

You are currently playing the role of an expert skilled at accurately counting the number of people in an image.

### *%Outline Task%*

Below, you will receive an image, a question, and four options. You need to answer the question and choose the correct answer from the provided options.

### *%Specific Question%*

*<Image, Question, Option>*

### *%Strategy Words%*

Among A through D, the answer is(Direct) /  
Let's think step by step.(CoT) /  
Describe the image information relevant to the question.(Desp-CoT) /  
Visualize the state after each reasoning step.(VoT)

## Visual Update

### *%State Roles%*

You are now an expert in identifying tangram shapes.

### *%Outline Task%*

Below, you will receive an image, a question, and four options. You need to answer the question and choose the correct answer from the provided options.

### *%Specific Question%*

*<Image, Question, Option>*

### *%Strategy Words%*

Among A through D, the answer is(Direct) /  
Let's think step by step.(CoT) /  
Describe the image information relevant to the question.(Desp-CoT) /  
Visualize the state after each reasoning step.(VoT)

## Visual Selection

### *%State Roles%*

You are now an expert in spot the difference games.

### *%Outline Task%*

Below, you will receive an image, a question, and four options. You need to answer the question and choose the correct answer from the provided options.

### *%Specific Question%*

*<Image, Question, Option>*

### *%Strategy Words%*

Among A through D, the answer is(Direct) /  
Let's think step by step.(CoT) /  
Describe the image information relevant to the question.(Desp-CoT) /  
Visualize the state after each reasoning step.(VoT)

## E Analysis Details

### E.1 ROSCOE

For ROSCOE (Golovneva et al. 2023) computation, we first calculate the average score for data from the four tasks in CoMT separately and then average these four individual scores to obtain a final average.

### E.2 CLIPScore

For CLIPScore (Hessel et al. 2021) computation, we first calculate the score for each sample in the task by comparing every image in the reasoning path constructed in CoMT with the rationale generated by LVLMS, and then averaging the scores from multiple images as the result of this sample. Subsequently, we calculate the average score of each task.

### E.3 In-context Learning Details

For valid in-context learning, we annotate 10 additional pieces of data for each task as the development set in the same way as test. The dev set covers all options evenly. In addition, during the experiment,  $k$  items were randomly sampled as the demonstrations of  $k$ -shot.

Following the work of Chen et al. (2024b), we used the following prompt template for multi-modal in-context-learning:

**Gemini Response**

**Question:** In right triangle  $\triangle ABC$ ,  $\angle ACB$  is equal to  $90^\circ$  ...  $CD$  is connected and  $\angle ACD$  is equal to  $20^\circ$ . The degree measure of  $\angle A$  is ()?

**Option:** (A)  $50^\circ$ ; (B)  $40^\circ$ ; (C)  $30^\circ$ ; (D)  $20^\circ$ ;

< Gemini >

Since  $\angle ACB$  is equal to  $90^\circ$  ...  $\angle ABD$  is equal to  $180^\circ - 70^\circ - 140^\circ = 30^\circ$ . Since  $\angle ABD$  is equal to  $30^\circ$ ,  $\angle A$  is ...

**The correct answer is not in the options.**

---

**NEXT-GPT Response**

**Question:**  $AB$  is the diameter of circle  $O$ .  $DA$  is a tangent to circle  $O$  at point  $A$  ... If  $\angle D$  is  $40^\circ$ , then what is the degree measure of  $\angle B$  ?

**Option:** (A)  $20^\circ$ ; (B)  $25^\circ$ ; (C)  $40^\circ$ ; (D)  $50^\circ$ ;

< NEXT-GPT >

We have given the following information: ...  $(2 * 5 * 5) / (2 * 5 * 2 * 5) = (2 * 10) / (2 * 10 * 2 * 5) = 20 / (2 * 10 * 2 * 5)$  ...

**The answer is D.**

Figure 10: Logical errors in textual statements for Gemini-Pro (Team et al. 2023) and NExT-GPT (Wu et al. 2024a).

**% Example 1%**

**[QUESTION]**  
<Question, Image>

**[OPTION]**  
(A) <Option1>; (B) <Option2>; ...

**[RATIONALE]**  
<Rationale>

**[Answer]**  
<Answer>

**% Example 2%** ...

**% Example N%**

**[QUESTION]**  
<Question, Image>

**[OPTION]**  
(A) <Option1>; (B) <Option2>; ...

Furthermore, for multi-modal output, rationale is an interleaved list of images and texts. Single-modal rationale only contains the text content.

**F Complete Experiment Results**

Complete evaluation results of LVLMs on CoMT, as shown in Table 4.

**G Irrelevant Image and Text Logic**

Effective vision logic is crucial for visual reasoning. However, we observe that LVLMs sometimes generate irrelevant text and image logic across CoMT tasks, which hinders the reasoning process. This highlights the challenges current LVLMs face in integrating effective visual logic for visual reasoning. Specific examples are as follows.

**Question:**  $AB$  is parallel to  $CD$  (with  $AB$  above  $CD$ ).  $N$  is a point below  $CD$  ... the degree measure of  $\angle CMN$  is ().

**Option:** (A)  $120^\circ$ ; (B)  $130^\circ$ ; (C)  $140^\circ$ ; (D)  $110^\circ$ ;

**NEXT-GPT Response**

We have given the following information:  
1. The two lines are parallel. 2. The point  $N$  ...

**Therefore, among A through D, the answer is D.**

**Image not relevant to the geometry question**

(a) Accurate text with inaccurate image

---

**Question:** What does the tangram in the image seem to resemble most?

**Option:** (A) bee; (B) fox; (C) a beagle; (D) alligator;

**AnyGPT Response**

The tangram in the image resembles a **beagle** most.

**Therefore, among A through D, the answer is C.**

**An fox image with inconsistent text description**

(b) Accurate image with inaccurate text

Figure 11: Inconsistency between text and images within the rationale output by LVLMs

**G.1 Accurate Text with Inaccurate Image**

During the experiments, we observe cases where LVLMs generate accurate textual reasoning but produce images irrelevant to the problem. As shown in Figure 11(a), NExT-GPT (?) are expected to generate an image that contains geometric shapes consistent with the rationale. However, due to the lack of effective visual logic, LVLMs produce images that only contain textual content, which does not aid in promoting visual reasoning.

**G.2 Accurate Image with Inaccurate Text**

There are cases where LVLMs generate accurate images according to task requirements but produce text descriptions inconsistent with these images. As shown in Figure 11(b), AnyGPT (Zhan et al. 2024) generate an image of a fox consistent with the correct answer; however, the rationale determines the answer to be a beagle. This reflects the current LVLMs struggle to perform further reasoning based on the generated images, indicating a lack of effective visual logic.

**H Ethical Considerations**

**Data Access** We collect data from GeoQA+ (Cao and Xiao 2022), JHU-CROWD++ dataset (Sindagi, Yasarla, and Patel 2020), KILOGRAM (Ji et al. 2022) and online websites<sup>5</sup>. These datasets are all open-source and permitted for academic research, complying with ethical commitments for data usage.

**Participant Recruitment** We recruit participants from multiple universities and require each participant to meet a language proficiency requirement of either passing the CET-6 exam or scoring 6 or above on the IELTS. Additionally,

<sup>5</sup><https://www.allstarpuzzles.com/spotdiff/index.html>

all participants are from various regions, which may introduce some regional biases. We constrain the dataset to common human knowledge to minimize national differences. All annotators have signed informed consent files and receive compensation above the local minimum wage standards. Furthermore, this study does not need IRB review.

**Dataset Collection Process** Our annotation process requires participants to first pass a test with 100 example questions. During this phase, participants receive a compensation of \$15 aimed at familiarizing them with the task. Subsequently, annotators are paid \$10 per hour, totaling approximately 300 human-hours for manual annotation. Additionally, an extra 40 hours are allocated for rechecking to ensure accurate annotation. Overall, we employ five experts and three students to complete the annotation and rechecking processes.

Model	Visual Creation		Visual Deletion		Visual Update		Visual Selection		Average	
	Acc	Macro-F1	Acc	Macro-F1	Acc	Macro-F1	Acc	Macro-F1	Acc	Macro-F1
Random	27.10	26.75	25.17	25.15	24.06	24.05	25.59	25.55	25.48	25.37
<i>Qwen-VL-7B</i> (Bai et al. 2023)										
Direct (Bai et al. 2023)	21.49	12.78	<u>26.35</u>	<u>18.29</u>	<u>37.64</u>	<u>30.34</u>	22.08	13.80	<u>26.89</u>	<u>18.80</u>
CoT (Kojima et al. 2022)	<u>23.96</u>	<u>19.22</u>	12.63	11.81	33.62	26.13	23.22	<u>18.00</u>	<u>23.26</u>	18.79
Desp-CoT (Wu et al. 2023)	19.90	13.23	20.94	7.73	30.59	23.85	<u>26.05</u>	10.48	24.37	13.82
VoT (Wu et al. 2024b)	22.08	17.51	14.43	11.71	28.52	21.02	22.08	12.47	21.78	15.68
<i>LLaVA-NeXT-13B</i> (Liu et al. 2024a)										
Direct (Liu et al. 2024a)	<u>26.34</u>	<u>19.72</u>	20.64	<u>20.06</u>	<u>35.47</u>	<u>34.26</u>	22.76	19.60	<u>26.30</u>	<u>23.41</u>
CoT (Kojima et al. 2022)	22.18	12.33	21.44	15.21	26.36	18.99	24.92	19.91	23.73	16.61
Desp-CoT (Wu et al. 2023)	19.90	12.82	<u>23.45</u>	<u>17.47</u>	<u>27.01</u>	<u>18.82</u>	<u>25.59</u>	<u>20.77</u>	<u>23.99</u>	<u>17.47</u>
VoT (Wu et al. 2024b)	20.79	15.58	<u>25.55</u>	18.55	27.55	18.95	<u>26.61</u>	17.23	25.13	17.58
<i>GILL</i> (Koh, Fried, and Salakhutdinov 2023)										
Direct (Koh, Fried, and Salakhutdinov 2023)	<u>16.93</u>	<u>15.75</u>	<u>22.65</u>	<u>13.90</u>	<u>23.43</u>	<u>12.62</u>	18.12	<u>10.16</u>	<u>20.28</u>	<u>13.11</u>
CoT (Kojima et al. 2022)	8.61	9.96	12.63	8.62	18.11	8.20	17.21	8.34	14.14	8.78
Desp-CoT (Wu et al. 2023)	6.83	7.93	20.74	9.60	21.69	10.90	<u>20.95</u>	9.12	17.55	9.39
VoT (Wu et al. 2024b)	5.94	7.01	17.94	11.81	21.04	11.51	14.27	9.23	14.80	9.89
<i>NEXT-GPT</i> (Wu et al. 2024a)										
Direct (?)	<u>24.26</u>	<u>19.00</u>	<u>25.75</u>	<u>19.15</u>	24.30	<u>18.04</u>	22.42	16.24	<u>24.18</u>	<u>18.11</u>
CoT (Kojima et al. 2022)	<u>20.20</u>	<u>13.88</u>	<u>23.85</u>	<u>17.25</u>	22.78	<u>17.95</u>	21.52	<u>18.39</u>	<u>22.09</u>	<u>16.87</u>
Desp-CoT (Wu et al. 2023)	17.52	13.93	<u>23.95</u>	14.13	<u>25.38</u>	17.91	<u>22.99</u>	16.90	22.46	15.72
VoT (Wu et al. 2024b)	13.17	12.91	22.85	14.38	25.05	16.28	22.88	18.32	20.99	15.47
<i>AnyGPT</i> (Zhan et al. 2024)										
Direct (Zhan et al. 2024)	19.11	12.18	17.43	11.92	23.10	17.85	<u>27.63</u>	16.91	21.82	14.72
CoT (Kojima et al. 2022)	10.10	10.36	21.74	11.96	24.08	18.37	22.20	15.77	19.53	14.12
Desp-CoT (Wu et al. 2023)	<u>19.31</u>	<u>14.15</u>	22.75	<u>12.22</u>	24.84	18.72	25.59	16.63	<u>23.12</u>	<u>15.43</u>
VoT (Wu et al. 2024b)	11.78	10.22	<u>23.45</u>	11.45	<u>26.36</u>	<u>19.44</u>	25.59	<u>18.43</u>	21.80	14.89
<i>Gemini</i> (Team et al. 2023)										
Direct (Team et al. 2023)	28.91	25.43	<b>30.86</b>	22.28	<u>46.36</u>	<u>46.26</u>	<b>27.63</b>	20.69	<b>33.44</b>	<b>28.67</b>
CoT (Kojima et al. 2022)	27.92	23.07	28.76	<u>22.73</u>	40.24	40.02	27.39	<b>23.60</b>	31.08	27.36
Desp-CoT (Wu et al. 2023)	18.04	14.61	29.36	21.43	31.05	23.20	25.14	11.32	25.90	17.64
VoT (Wu et al. 2024b)	<b>33.27</b>	<b>26.48</b>	27.05	20.79	35.36	27.83	24.92	19.38	30.15	23.62
<i>DeepSeek-VL-7B</i> (Lu et al. 2024)										
Direct (Lu et al. 2024)	25.15	19.97	24.25	17.18	<b>47.51</b>	<b>47.12</b>	25.71	14.71	<u>30.66</u>	<u>24.75</u>
CoT (Kojima et al. 2022)	25.94	20.03	<u>26.35</u>	<u>20.39</u>	42.73	34.35	23.56	15.72	29.65	22.62
Desp-CoT (Wu et al. 2023)	20.00	15.95	<u>23.95</u>	10.82	35.03	26.93	<u>27.41</u>	9.54	26.60	15.81
VoT (Wu et al. 2024b)	<u>26.63</u>	<u>20.53</u>	18.54	15.17	45.44	36.43	23.90	<u>16.19</u>	28.63	22.08
<i>IDEFICS2-8B</i> (Laurencon et al. 2024)										
Direct (Laurencon et al. 2024)	<u>32.97</u>	<u>22.02</u>	26.65	15.98	<u>41.11</u>	<u>40.30</u>	24.80	10.35	<u>31.38</u>	<u>22.16</u>
CoT (Kojima et al. 2022)	24.46	19.58	28.96	22.22	26.90	17.40	22.31	14.90	25.66	18.53
Desp-CoT (Wu et al. 2023)	22.38	14.91	23.85	12.34	31.67	28.97	<u>27.63</u>	14.65	26.38	17.72
VoT (Wu et al. 2024b)	24.46	19.62	<u>29.96</u>	<u>22.77</u>	29.83	25.73	23.90	<u>15.92</u>	27.04	21.01
<i>InstructBlip-13B</i> (Dai et al. 2023)										
Direct (Dai et al. 2023)	<u>23.27</u>	<u>18.20</u>	<u>26.25</u>	<u>13.95</u>	29.72	17.38	22.88	<u>15.19</u>	<u>25.53</u>	<u>16.18</u>
CoT (Kojima et al. 2022)	21.09	15.39	18.84	11.90	<u>33.41</u>	<u>26.17</u>	11.55	9.25	21.22	15.68
Desp-CoT (Wu et al. 2023)	11.29	6.20	12.22	6.54	11.93	9.07	10.31	6.27	11.44	7.02
VoT (Wu et al. 2024b)	1.98	2.98	3.71	4.93	18.98	17.54	1.02	1.54	6.42	6.75

Table 4: The complete results on various LVLMs. The **bold content** indicates the best performance across all models and all methods, while the underlined content signifies the best performance within a single model across all methods.