

Traveling Bubbles within Symmetric 2D Quantum Droplets

Angel Paredes¹, Jose Guerra-Carmenate^{2,1}, Jose R. Salgueiro¹, Daniele Tommasini¹ and Humberto Michinel¹

¹*Instituto de Física e Ciências Aeroespaciais (IFCAE),
Universidade de Vigo. Campus de As Lagoas,
E-32004 Ourense, Spain.*

²*Instituto Universitario de Matemática Pura y Aplicada (IUMPA),
Universitat Politècnica de València. Edificio 8E,
46022 Valencia, Spain.*

We disclose a class of stable nonlinear traveling waves moving at specific constant velocities within symmetric two-dimensional quantum droplets. We present a comprehensive analysis of these traveling bubbles and find three qualitatively distinct regions within the family of solutions: well-separated phase singularities, singularities within the same dip in the density and rarefaction pulses without singularities. Then, we generalize the discussion to mildly unstable cases, incorporating higher order vortex-antivortex pairs and arrays of vortices that move cohesively with a common velocity within the fluid. In all cases, we provide analytic approximations that aid the understanding of the results in different regimes.

PACS numbers:

I. INTRODUCTION

Dark solitons [1] are localized wave perturbations that preserve their form and stability as they propagate through a nonlinear medium [2]. In contrast to their bright version [3, 4], which manifests as amplitude peaks, dark solitons are characterized by dips or troughs in a coherent field [5, 6]. Within the framework of nonlinear Schrödinger equations (NLSE) [7–9], these solutions emerge when self-repulsive interactions are present and have been observed in various physical contexts [10], such as optical materials [11], Bose–Einstein condensates (BECs) [12–14], and fluid dynamics [15, 16] among others [17–21].

Vortex solitons [22–24] can be considered as a particular case of dark solitons [25] taking the form of steady dark spots (in 1+2 dimensions) or lines and rings (in 3D configurations) generated by phase singularities around which there is a rotating flow [26, 27]. The relationship between these types of nonlinear waves has been analyzed extensively in the literature [24, 28–30] and it is well-known that, under certain conditions, a dark soliton can transition into a vortex [31, 32] due to nonlinear perturbations such as the so-called *snake instability* [33]. It has also been noticed that vortices interact through their “topological charge” [34, 35], which is the integer number of phase windings around the singularity. Thus, vortex and dark solitons move through nonlinear media affected by topological interactions and amplitude gradients [36–40]. Being low density regions within a fluid, these kinds of solutions represent different examples of “bubbles” [41–44], whose analysis will be the central goal of this work.

Specifically, we will deal with bubbles within quantum droplets (QDs), a particular case of BECs for which collapse is arrested due to repulsion stemming from a quantum effect [45, 46]. In particular, we will focus on the

two-dimensional symmetric case [47]. Dark excitations in this context constitute an interesting example of localized structure within a matter wave [48]. In the present paper, we analyze a model corresponding to bubbles in an infinite background. In an upcoming contribution, we will discuss the more realistic case of bubbles within finite droplets and the interactions of the dark spots with the droplet boundaries.

The paper is structured as follows: we will start by presenting in section II the model for a symmetric ultracold QD strongly trapped in one spatial direction and describe the mathematical framework for our analysis. In section III, we will calculate and analyse in detail a family of traveling shape-preserving stable solutions, working in a moving frame with velocity U . This family includes vortex-antivortex pairs and rarefaction pulses without any phase singularity. We then generalize these configurations by considering vortices with larger topological charge (section IV) and by building multi-vortex structures that move cohesively maintaining the configuration of the network (section V). The cases of sections IV and V are ultimately unstable, but we show that they can survive for relatively long times. Finally, in section VI, we discuss the results and comment on possible lines of future research.

II. MATHEMATICAL MODEL

In dilute BECs of alkali atoms, the dynamics of the coherent ultracold gas is described by a Gross-Pitaevskii equation (GPE) that incorporates atom-atom interactions [49]. This model can be further enriched by terms arising from quantum fluctuations effects, usually known as Lee–Huang–Yang (LHY) corrections [50], that modify the interactions and the ground state energy. Usually, the LHY effects are negligible, but Petrov showed that

in appropriately tailored binary mixtures, they can become important and stabilize the condensate against collapse, yielding a stable self-trapped atom cloud, namely a quantum droplet [51]. This prediction was subsequently demonstrated in the laboratory [52], sparking an intense research effort both from the theoretical and experimental perspectives [45, 46].

When there is a strong external trapping along one spatial dimension (z), the condensate takes the shape of a pancake and the system becomes effectively two-dimensional. Petrov and Astrakharchik provided an accurate mean-field description of such a binary system [47], that also supports droplet states. In the simplest and most studied case of equal densities of the two atomic species and symmetric self-interactions given by scattering lengths $a_{\uparrow\uparrow} = a_{\downarrow\downarrow} = a$, the system of two coupled GPEs can be reduced to a single one describing simultaneously the dynamics of the two species with a single wavefunction, reading [47]:

$$i\hbar\partial_t\tilde{\Psi} = -\frac{\hbar^2}{2m}\tilde{\nabla}^2\tilde{\Psi} + \frac{8\pi\hbar^2}{m\ln^2(a_{\uparrow\downarrow}/a)}\ln\left(\frac{|\tilde{\Psi}|^2}{n_0\sqrt{e}}\right)|\tilde{\Psi}|^2\tilde{\Psi}, \quad (1)$$

where we use tilded symbols for dimensionful quantities. m is the boson mass, $\tilde{\nabla}^2 = \partial_x^2 + \partial_y^2$ is the two-dimensional Laplacian, $a_{\uparrow\downarrow}$, a are respectively the inter-species and intraspecies scattering lengths and n_0 is the equilibrium density. The previous equation can be easily transformed by an adequate rescaling to adimensional variables for the wavefunction (Ψ), time (t) and space (x, y). We use the convention of [53], yielding:

$$i\partial_t\Psi = -\nabla^2\Psi + [|\Psi|^2\ln(|\Psi|^2)]\Psi. \quad (2)$$

The form of the nonlinear potential is analogous to the well-known Shannon's expression for information entropy [54] and therefore we will refer to this dependency as "Shannon-type" nonlinearity. It is worth mentioning that the form of the potential in Eq. (2) changes in the case of thick pancakes with looser trapping along z [55]. We will not study that case in the present contribution although we would expect qualitatively similar results to those presented in the following sections.

Eq. (2) supports self-trapped – bright soliton – solutions [47]. For large atomic number, such solitons tend to have a nearly constant amplitude $|\Psi| \approx \psi_{cr}$ in their region of support [56, 57], and are usually called *flat-top*. We refer to ψ_{cr} as the critical amplitude and to ψ_{cr}^2 as the critical density. These states behave like an incompressible liquid-like fluid with approximately constant density and surface tension [53]. On the other hand, the simplest solution of Eq. (2) is $\Psi = e^{-i\mu t}\psi_\mu$ with real constants μ and ψ_μ that satisfy $\mu = \psi_\mu^2 \ln(\psi_\mu^2)$. The plane wave with $\psi_\mu = \psi_{cr}$ can be called the critical plane wave. It is of particular interest because of its connection to finite sized droplets, being their asymptotic limit as the number of atoms grows.

We are interested in dark excitations within this critical plane wave background and, therefore, we will work

in the following with boundary condition:

$$\lim_{r\rightarrow\infty}\Psi = \psi_{cr}e^{-i\mu_{cr}t}, \quad \text{with } \psi_{cr} = e^{-\frac{1}{4}}, \quad \mu_{cr} = -\frac{1}{2\sqrt{e}}, \quad (3)$$

where we have inserted the appropriate values of ψ_{cr} , μ_{cr} for the convention of Eq. (2), see [53]. The symbols r, θ stand for the polar coordinates in the x, y plane.

Before discussing the traveling solutions in the sections III, IV, V, it is natural to wonder whether there can exist quiescent bubbles. Taking the simple ansatz $\Psi = \psi(r)e^{-i\mu t}$, we have checked that there are bubble solutions for the range $\mu_{cr} > \mu > -e^{-1}$. In particular, there are no solutions for the critical background $\mu = \mu_{cr}$. Some examples are shown in Fig. 1. All of them are unstable. The minimum value of the atom density $\psi(r=0)^2$ is always non-zero, although it approaches zero in the $\mu \rightarrow \mu_{cr}$ limit. These states can be considered as the two-dimensional counterpart of the one-dimensional bubbles described in [44]. They are the generalization to the QD framework of the bubbles of [42].

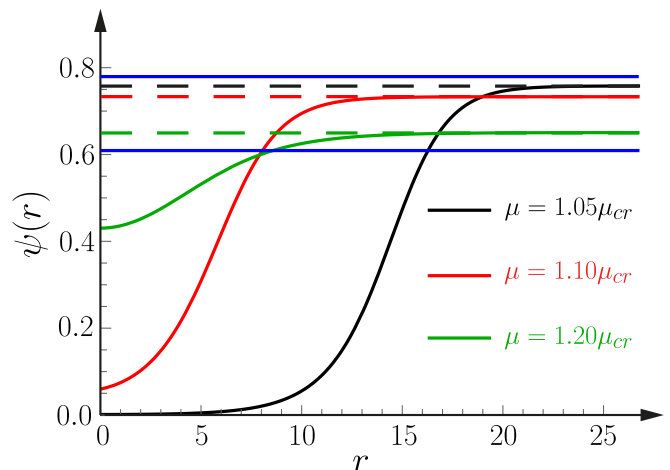


FIG. 1: Some sample profiles $\psi(r)$ for quiescent unstable bubble solutions in the range $\mu_{cr} > \mu > -e^{-1}$. Horizontal dashed lines correspond to the asymptotic value $\psi_\mu = \lim_{r\rightarrow\infty}\psi(r)$, given in each case by the equation $\mu = \psi_\mu^2 \ln(\psi_\mu^2)$. The horizontal solid lines represent the limiting values of ψ_μ for the existence of solutions: $\psi_{cr} = e^{-\frac{1}{4}} \approx 0.779$ and $e^{-\frac{1}{2}} \approx 0.607$, corresponding respectively to $\mu = \mu_{cr}$ and $\mu = -e^{-1}$.

We close this section with two comments that will be useful for future reference. First, we note that the long wavelength speed of sound in this fluid is:

$$U_0 = e^{-\frac{1}{4}}. \quad (4)$$

This value can be readily found by a standard procedure, perturbing the critical plane wave $\Psi = (\psi_{cr} + \rho(t, \mathbf{x}) + i\sigma(t, \mathbf{x}))e^{-i\mu_{cr}t}$, and solving for the linearized perturbations discarding fourth-order spatial

derivatives. We will also use the fact that there are vortex solutions [53, 58] of the form:

$$\Psi_{vort} = e^{-i\mu_{cr}t} \psi_l(r) e^{\pm i l \theta}, \quad (5)$$

where $\pm l$ is the topological charge. The profile of the vortex cores $\psi_l(r)$ depends on $|l|$ and can be found numerically imposing $\lim_{r \rightarrow \infty} \psi_l(r) = \psi_{cr}$. Notice that (5), having net vorticity, cannot satisfy the boundary condition (3). However, it will be useful as a building block for the discussion in the following sections.

III. STABLE TRAVELING BUBBLES

After showing there are no static bubbles in the critical background, we now turn to configurations moving with constant speed U , generalizing results of [59, 60] to the QD case. In order to be form-preserving, Ψ must take the form $\Psi(t, x, y) = e^{-i\mu_{cr}t} \psi(x - Ut, y)$, where we have chosen, without loss of generality, that the motion is along the x -direction. Inserting this ansatz in Eq. (2), we find the following differential equation:

$$iU \partial_x \psi = \nabla^2 \psi - \left(|\psi|^2 \ln(|\psi|^2) + \frac{1}{2\sqrt{e}} \right) \psi. \quad (6)$$

This expression holds for $t = 0$ and can be generalized to any t by substituting x with the comoving coordinate $x - Ut$. For notational simplicity, we continue to express everything in terms of x , though it should be understood as the comoving coordinate in the more general context. The boundary condition (3) is:

$$\lim_{r \rightarrow \infty} \psi(x, y) = \psi_{cr}. \quad (7)$$

We can define energy and momentum as:

$$E = \int \left[|\nabla \psi|^2 + \frac{1}{4} |\psi|^4 \left(2 \ln(|\psi|^2) - 1 \right) + \frac{1}{2\sqrt{e}} |\psi|^2 \right] dx dy$$

$$p = \frac{1}{2i} \int [(\psi^* - \psi_{cr}) \partial_x \psi - (\psi - \psi_{cr}) \partial_x \psi^*] dx dy. \quad (8)$$

The plane wave is simply $\psi = \psi_{cr}$ and has vanishing E and p . Suppose that we have some $\psi(x, y)$ that solves the system (6), (7). If we take a small perturbation $\psi \rightarrow \psi + \delta\psi$, it is straightforward to check that $\delta p = -i \int [\delta\psi^* \partial_x \psi - \delta\psi \partial_x \psi^*] dx dy$ and $\delta E = U \delta p$. Therefore, along any family of solutions, we have the usual expression for the group velocity in terms of these definitions of energy and momentum:

$$U = \frac{\partial E}{\partial p}. \quad (9)$$

Our goal is to numerically solve Eqs. (6) and (7). However, before addressing this task, it is useful to present some analytical insights. In particular, we derive three virial identities and analyze the behavior of the solutions in the limits $E \rightarrow 0$ and $E \rightarrow \infty$.

A. Virial identities

By a series of manipulations that consist in using Eq. (6), the definitions (8) and integration by parts, one can derive three identities that any solution must satisfy. This kind of relations are usually called virial identities or Pohozaev identities and in particular they are useful to check the numerical solutions. By working with the expression $\int |\nabla(\psi - \psi_{cr})|^2 dx dy$, we can derive:

$$E = pU - \int \left[\frac{1}{4} |\psi|^4 (2 \ln(|\psi|^2) + 1) - \psi_{cr} \text{Re}(\psi) \left(|\psi|^2 \ln(|\psi|^2) + \frac{1}{2\sqrt{e}} \right) \right] dx dy. \quad (10)$$

The trivial identity $(x \partial_x \psi^*)(iU \partial_x \psi) + (x \partial_x \psi)(-iU \partial_x \psi^*) = 0$ yields, after some computations:

$$E = 2 \int |\partial_x \psi|^2 dx dy. \quad (11)$$

Finally, by integrating $(y \partial_y \psi^*)(iU \partial_x \psi) + (y \partial_y \psi)(-iU \partial_x \psi^*)$ in two different ways, we get:

$$Up = \int \left[|\psi|^4 \left(\log(|\psi|^2) - \frac{1}{2} \right) + \frac{1}{\sqrt{e}} |\psi|^2 \right] dx dy. \quad (12)$$

B. Transonic limit ($U \rightarrow U_0$, $E \rightarrow 0$)

Eqs. (10)-(12) are consistent with the trivial limit in which there is no traveling wave ($E = p = 0$, $\psi = \psi_{cr}$). We now look for solutions of small energy which are close to this limit. It turns out that solutions with infinitesimal E and p are transonic, meaning that they are close but below the speed of sound ($U \rightarrow U_0^-$), with U_0 given in Eq. (4). An analytic solution in this transonic limit can be found as a small perturbation from the plane wave. Introducing an infinitesimal $\epsilon \rightarrow 0$ parameter, the wavefunction and velocity can be expanded as:

$$f = \psi_{cr} + \epsilon^2 f_1 + \epsilon^4 f_2 + \dots$$

$$g = \epsilon g_1 + \epsilon^3 g_2 + \dots$$

$$U = U_0 + \epsilon^2 U_1 + \epsilon^4 U_2, \quad (13)$$

with f, g the real and imaginary parts of ψ , namely $\psi = f + ig$. Rescaling coordinates:

$$\hat{x} = \epsilon x, \quad \hat{y} = \epsilon^2 y, \quad (14)$$

and expanding Eq. (6), we can solve for the leading terms in the expansion. The absolute value of U_1 is arbitrary and can be reabsorbed into ϵ , but its sign has to be negative to have solutions. Fixing $U_1 = -\frac{1}{2} \epsilon^{-\frac{1}{4}}$, we get after lengthy but straightforward computations:

$$g_1 = \frac{-12\hat{x}}{5(\hat{x}^2 + \hat{y}^2 + 3\sqrt{e})}, \quad f_1 = -\frac{12e^{\frac{1}{4}}(\hat{x}^2 + 5\hat{y}^2 + 15\sqrt{e})}{25(\hat{x}^2 + \hat{y}^2 + 3\sqrt{e})^2}. \quad (15)$$

It can also be checked that $E = pU_0$ at leading order in ϵ .

C. Vortex and antivortex ($U \rightarrow 0$, $E \rightarrow \infty$)

Suppose that we have a vortex and an antivortex with $l = \pm 1$ embedded in the critical plane wave. Since the total vorticity is zero, it can be compatible with the boundary condition (3). Moreover, if they are separated by a large distance, their profiles will be only mildly affected by each other. Thus, let us consider a vortex at $(x, y) = (0, L)$ and an antivortex at $(0, -L)$ and postulate the following ansatz:

$$\psi = \psi_{cr}^{-1} \psi_1(r_1) \psi_1(r_2) e^{i(\theta_1 - \theta_2)}, \quad (16)$$

where ψ_1 is the profile for $l = 1$ (see Eq. (5)) and (r_1, θ_1) , (r_2, θ_2) are polar coordinates centered at the vortex and the antivortex, respectively. This expression can provide a good approximation to an actual solution when the distance between vortex and antivortex is much larger than the size of each vortex core, say $L \gg R_v$, where

$$R_v \approx 5.1 \quad (|l| = 1), \quad (17)$$

is the half-width at half-maximum of $|\psi_1|^2$, as can be found by computing the numerical solution for $\psi_1(r)$ in (5).

In the convention of Eq. (2), the velocity induced by an $l = 1$ point-like vortex on another singularity is $2/R$ where R denotes their mutual distance (see *e.g.* [35] and references therein). Therefore, the velocity of the vortex-antivortex configuration will be:

$$U \approx \frac{1}{L}, \quad (18)$$

which, obviously, tends to 0 in the $L \rightarrow \infty$ limit. Using the virial identity (12), we can find the values of p and E in this limit. From the numerical profile $\psi_1(r)$, we can compute the integral in Eq. (12) for a single vortex:

$$2\pi \int_0^\infty r \left[\psi_1^4 \left(\log(\psi_1^2 - \frac{1}{2}) + \frac{1}{\sqrt{e}} \psi_1^2 \right) \right] dr \approx 3.808. \quad (19)$$

If the vortex and antivortex are far apart from each other, the integrand in (12) has support only around each singularity and the total integral is simply twice the integral around each of them. Namely $pU \approx 2 \times 3.808$ and

$$p \approx \frac{7.616}{U}. \quad (20)$$

Using (9), we see that the energy diverges logarithmically:

$$E \approx 7.616 \ln p + \text{const}. \quad (21)$$

The value of the additive constant has been computed numerically, see subsection III D.

D. Numerical solutions ($0 < U < U_0$)

The next step is to find numerical solutions of (6), (7). We will follow the method devised in [61], which consists

in working with the following heat flow equation, which depends on a real parameter α :

$$\frac{\partial u}{\partial \tau} = -i(\alpha - p(u)) \partial_x u + \nabla^2 u - \left(|u|^2 \ln(|u|^2) + \frac{1}{2\sqrt{e}} \right) u, \quad (22)$$

where $u(\tau, x, y)$ is a complex function and $p(u)$ is the momentum as defined in Eq. (8), computed with the function u , and τ is an auxiliary, imaginary time parameter. The parameter α is a constant that we fix for each computation and defines the solution we are looking for. If after τ -evolution the function u converges such that $\frac{\partial u}{\partial \tau} = 0$, we then have

$$\psi(x, y) = \lim_{\tau \rightarrow \infty} u(\tau, x, y), \quad (23)$$

a solution of Eq. (6) with:

$$U = \alpha - p(u). \quad (24)$$

In order to check convergence, we define the error of the approximation:

$$\mathcal{E}(u) = \frac{\| -i(\alpha - p(u)) \partial_x u + \nabla^2 u - \left(|u|^2 \ln(|u|^2) + \frac{1}{2\sqrt{e}} \right) u \|}{\| (\alpha - p(u)) \partial_x u \|}, \quad (25)$$

where $\|f\| = \int |f|^2 dx dy$. We check that the evolution tends to reduce this error and define a tolerance limit where to stop the computation. Convergence is achieved if we start with an ansatz for u sufficiently close to the final solution for the α at hand. Therefore, we can compute a first solution using the vortex-antivortex ansatz of Eq. (16) as a starting point for the heat flow. For a vortex-antivortex distance L satisfying $L \gg R_v$, we have:

$$\alpha = U + p \approx U + \frac{7.616}{U} \approx \frac{7.616}{U} \approx 7.616L, \quad (26)$$

where we have used (24), (20) and (18). Once we have this first solution, we can find the rest of the family by iteratively reducing α in small steps. At each step, we use the previous solution as the initial condition of (22) and look for convergence of the heat flow with the next α [61]. With this method, we have found the full family of solutions $U \in (0, U_0)$ connecting the transonic limit of Eq. (16) to the $E \rightarrow 0$ limit of Eq. (15). We depict some results in Fig. 2.

In Fig. 3, we show how energy and velocity depend on momentum and compare the numerical results to the asymptotic expressions found above.

From the graphs of Fig. 2, we can readily see that there are three qualitatively distinct cases. For small velocities, $0 < U < U_{sc}$ ($p > p_{sc}$) we have a vortex and antivortex pair with separate vortex cores. Namely, there are two distinct dips embedded within the critical density fluid. At U_{sc} , both cores get joint forming a ‘‘single core’’ and there is a region $U_{sc} < U < U_{rp}$ ($p_{sc} > p > p_{rp}$) for which there are still two phase singularities, but they are embedded in a single dip of the density. As speed grows,

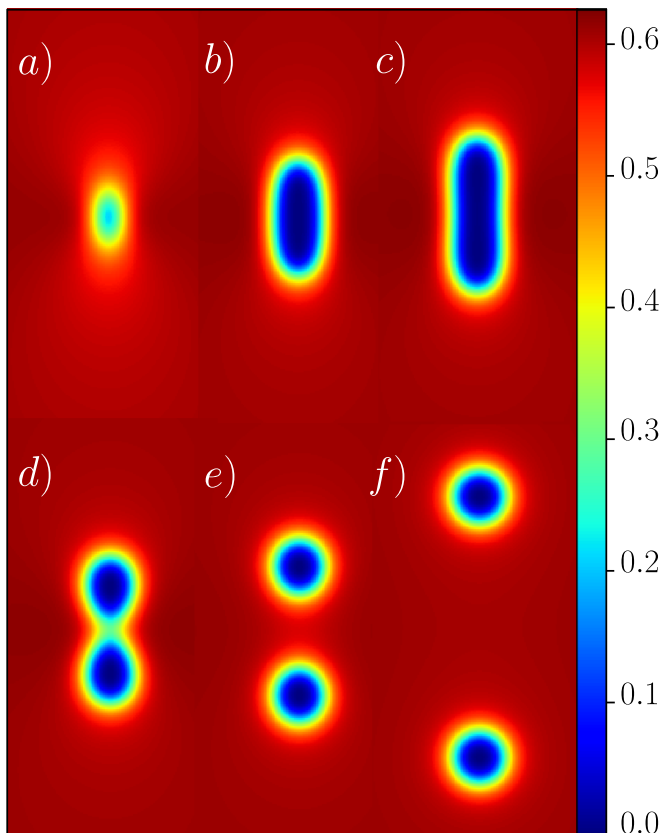


FIG. 2: Some bubble profiles that solve Eqs. (6), (7). We depict $|\psi(x,y)|^2$ for solutions with: a) $p = 5.7$, b) $p = 27$, c) $p = 45$, d) $p = 57$, e) $p = 70$, f) $p = 185$. Each of the six windows spans the spatial range $x \in (-20, 20)$, $y \in (-40, 40)$.

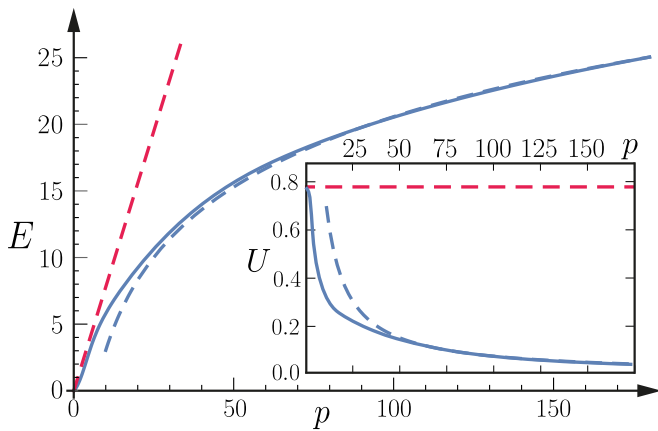


FIG. 3: Numerical results for the dispersion relation $E(p)$ of the stable bubble solutions. The red dashed line corresponds to $E = U_0 p$, the asymptotic behaviour for $p \rightarrow 0$. The blue dashed line is $E = 7.616 \log p - 14.5$, valid in the limit of large p , see Eq. (21). In the inset, we depict $U(p) = \frac{\partial E}{\partial p}$, compared to its asymptotic expressions.

both singularities get closer to each other and, eventually,

at $U = U_{rp}$, they meet so for $U_{rp} < U < U_0$ ($p_{rp} > p > 0$) there is no phase singularity and we have what is usually called a rarefaction pulse.

These regimes can be explained in terms of the quantities depicted in Fig. 4, namely the minimum value of $|\psi(x,y)|^2$ and the value of $|\psi(0,0)|^2$, the density at the coordinate origin. For $p < p_{rp}$ (Fig. 2 a)), $\min[|\psi|^2]$ is non-vanishing and this minimum is located at the center, namely $\min[|\psi|^2] = |\psi(0,0)|^2 \neq 0$ and both lines of Fig. 4 overlap. The transition point $p = p_{rp} \approx 27$ (Fig. 2 b)) is defined by $\min[|\psi|^2] = |\psi(0,0)|^2 = 0$. For $p_{rp} < p < p_{sc}$ (Fig. 2 c)), there are two phase singularities where $|\psi|$ has to vanish and, therefore, $\min[|\psi|^2] = 0$. Since the singularities lie within the same density dip, the central point has small density, $0 < |\psi(0,0)|^2 \ll \psi_{cr}^2$. For $p_{sc} < p$ (Figs. 2 e), f)), there are two separate density valleys and the density in between them is close to the critical one, namely $|\psi(0,0)|^2$ approaches ψ_{cr}^2 . The transition between the cases of two separate cores and a single dip is gradual and therefore p_{sc} is not sharply defined. We can provide a value by defining it as the point where $|\psi(0,0)|^2 = \psi_{cr}^2/2$, from which we get $p_{sc} \approx 57$ (Fig. 2 d)).

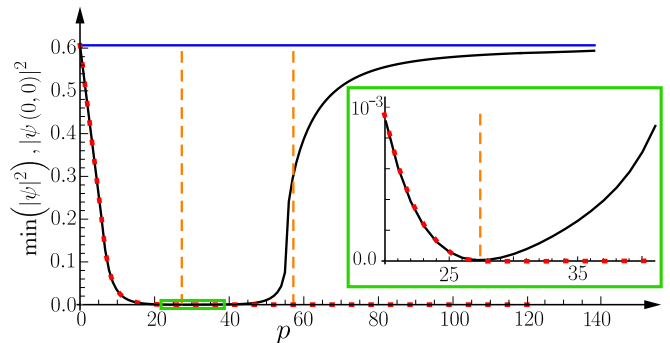


FIG. 4: The minimum of the density $\min[|\psi(x,y)|^2]$ (red dashed line) and the density at the origin $|\psi(0,0)|^2$ (black solid line) as a function of p for the family of bubble eigenstates. The vertical dashed lines mark the transition points $p = p_{rp} \approx 27$ and $p = p_{sc} \approx 57$, respectively. The horizontal blue solid line is ψ_{cr}^2 . In the inset, we enlarge the region near $p = p_{rp}$. For $p < p_{rp}$, $\min[|\psi|^2]$ and $|\psi(0,0)|^2$ are equal and non-vanishing. For $p_{rp} < p$, there are phase singularities implying that $\min[|\psi|^2]$ is identically zero and, on the other hand, $|\psi(0,0)|^2$ starts growing.

The numerical value of p_{sc} can be understood heuristically as follows: the quantum droplet can be viewed as a liquid with surface tension along the domain walls that connect regions of low density to regions of critical density [53, 62]. The transition to a single core occurs when the surface area enclosing the single core becomes smaller than the combined surface area surrounding two separate cores. Thus, the transition to a single core is characterized by a vortex-antivortex distance $2L = 2L_{sc}$ with:

$$2\pi R_v + 4L_{sc} \approx 4\pi R_v, \quad (27)$$

where we have approximated the single core boundary by two semicircles of radius R_v connected by straight lines. From here, using (18), (20) and (17), we find $p_{sc} \approx 61$ which is a fairly reasonable approximation to the value quoted above, that was obtained from the numerical solutions.

Finally, it is worth highlighting the behavior of the bubble-like eigenstates discussed in this section when propagated in real time. Using the numerically obtained solutions as initial conditions for (2) and (3), we have verified that the bubbles indeed travel at a constant speed U while maintaining their shape. This confirms the stability of the entire family of solutions in this regard, which is consistent with the fact that these solutions correspond to the minimal energy configuration for a given momentum. A more detailed verification could be performed by adapting the methods presented in [63] to this specific context; however, such an analysis lies beyond the scope of this work.

IV. VORTEX-ANTIVORTEX PAIRS WITH HIGHER TOPOLOGICAL CHARGE

In the two-dimensional QD model of Eq. (2), there exist stable vortices with topological charges larger than one [58, 64]. Thus, it is natural to wonder whether they can be used as building blocks to construct other families of shape-preserving traveling bubbles, apart from the one constructed above starting from singly charged vortices. We address here this question by adapting the procedure of section III. First we consider the case of a well-separated vortex-antivortex pair with $|l| > 1$, generalizing Eq. (16) to:

$$\psi = \psi_{cr}^{-1} \psi_{|l|}(r_1) \psi_{|l|}(r_2) e^{il(\theta_1 - \theta_2)}. \quad (28)$$

The $\psi_{|l|}(r)$ functions can be found numerically, but it is possible to write an analytic approximation, that is very accurate for $|l| > 1$, namely [53]:

$$\psi_{|l|}(r) \approx \frac{\psi_{cr}}{\sqrt{2}} \sqrt{1 + \tanh(\kappa r - 2l^2)}, \quad (29)$$

with $\kappa = \frac{\sqrt{12 - \pi^2}}{\sqrt{6} e^{\frac{1}{4}}} \approx 0.4641$. With this ansatz, we can readily compute numerically the integral in Eq. (12) and find large momentum asymptotic approximations for $U(p)$, $E(p)$ for separate vortex-antivortex pairs. In the $l = 2$ case, we find:

$$U \approx \frac{28.11}{p}, \quad E = 28.11 \log p + const. \quad (30)$$

On the other hand, for a vortex-antivortex separation of $2L$, we have $U \approx l/L$ and, thus, for $l = 2$, we get:

$$p \approx \alpha \approx 14.06L. \quad (31)$$

We insert this value along with the ansatz into the heat flow of Eq. (22) in order to find a first solution. Then,

again, we reduce the value of α step by step, gradually decreasing the separation between the phase singularities, and find a family of solutions. For large p , we get separate vortex and antivortex. For intermediate p , around $p_{sc} \approx 420$, the two cores merge into a single dip. As in the case of section III, a rough approximation to this value can be found from Eq. (27). Using Eqs. (31) and $R_v = 2l^2/\kappa \approx 17.2$ (see (29)), we obtain $p_{sc} \approx 381$ which is within 10% of the actual numerical value.

As we continue reducing α , eventually, for smaller $p \approx 250$, the single dip gets split again, and the method simply converges to the separate vortex and antivortex with $l = \pm 1$, namely the case studied in section III. Some examples are presented in Fig. (5).

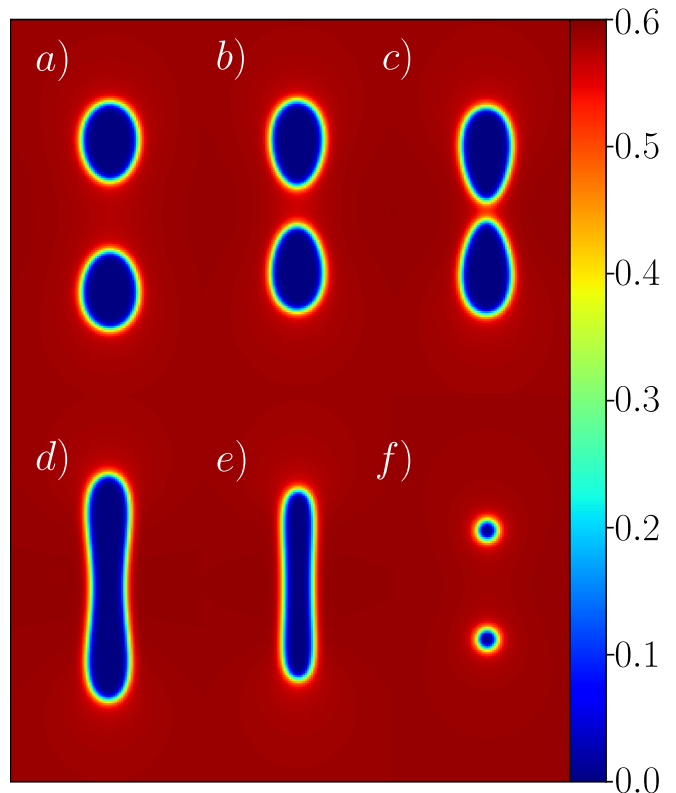


FIG. 5: Some bubble profiles of the family starting with an $l = \pm 2$ vortex-antivortex pair. We depict $|\psi(x,y)|^2$ for solutions with: a) $p = 561$, b) $p = 471$, c) $p = 431$, d) $p = 386$, e) $p = 266$, f) $p = 211$. Each of the six windows spans the spatial range $x \in (-50, 50)$, $y \in (-100, 100)$. Notice that the case depicted in f) corresponds to $l = \pm 1$ vortex-antivortex, namely the heat flow has converged to a solution of the family discussed in section III.

The dispersion relation $E(p)$ for the family built from $l = \pm 2$ vortices is presented in Fig. (6). In particular, notice that in this case there are two sudden jumps at the two transitions between separated cores and a single dip, and between a single dip and separated cores with unit topological charge.

Finally, it is crucial to address the stability of these

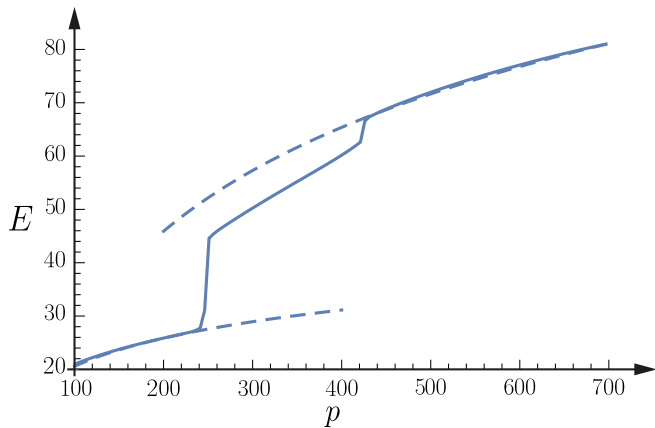


FIG. 6: Numerical results for the dispersion relation $E(p)$ of the bubble solutions of the family starting with an $l = \pm 2$ vortex-antivortex pair. The upper dashed lines corresponds to Eq. (30) with $const = -103$, the $p \rightarrow \infty$ asymptotic behaviour for well separated $l = \pm 2$ vortex and antivortex. The lower dashed line is Eq. (21) corresponding to well separated $l = \pm 1$ vortex and antivortex, see panel f) of Fig. 5.

configurations. The family described in this section does not correspond to the global minimum of E for a given p , which suggests that these solutions may not persist indefinitely and could eventually decay into those discussed in section III. To investigate this, we have performed real-time propagation using a numerical method adapted from [65] and references therein. Our analysis reveals that when the vortex cores are well separated, the configurations can propagate largely unchanged for extended evolution times, exhibiting only minor oscillations in the size and shape of the bubbles. However, in cases with a single dip, the instability becomes more pronounced: the dark band bends, stretches, and eventually breaks apart, producing a singly charged vortex-antivortex pair alongside other fluid perturbations, such as rarefaction pulses. Two examples of this behavior are shown in Fig. 7. Additionally, we observe an intermediate scenario (not depicted), where two initially separated but closely positioned vortex cores merge over time into a stretched single dip, which subsequently decays.

It is possible to repeat the analysis with vortices of higher charges $|l| > 2$. We find qualitatively similar results, albeit larger charges tend to make the configurations more unstable.

V. COHESIVELY TRAVELING VORTEX ARRAYS

In this section, we study one last possibility for non-linear waves traveling with constant velocity U . Up to now, we have studied families of solutions that for large p correspond to a vortex-antivortex pair of $l = \pm 1$ (section III) or $|l| > 1$ (section IV). Here, we consider the pos-

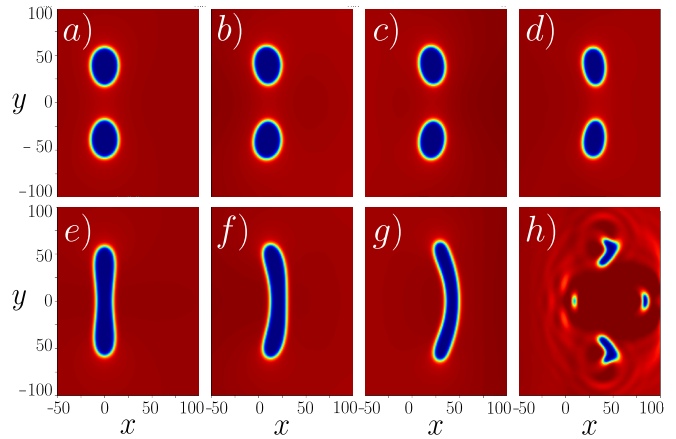


FIG. 7: Two examples of the simulation of the evolution of unstable bubbles. The graphs depict $|\psi(x, y)|^2$ with the same color code as Figs. 2, 5. The upper panels correspond to the evolution of the state of frame a) in Fig. 5, at times a) $t = 0$, b) $t = 180$, c) $t = 360$, d) $t = 540$. The lower panels correspond to the evolution of the state of frame d) in Fig. 5, at times e) $t = 0$, f) $t = 180$, g) $t = 360$, h) $t = 540$. This latter case decays, leading to the formation of two density dips with $l = \pm 1$ phase singularities, accompanied by a forward-moving rarefaction pulse and a backward-moving rarefaction pulse, as shown in panel h).

sibility of having more than one vortex-antivortex pair, carefully assembled so they move cohesively, preserving the form of the vortex array. Let us thus suppose that we have N pairs, with pair i having a phase singularity of topological charge l_i placed at $(0, L_i)$ and a singularity of charge $-l_i$ placed at $(0, -L_i)$. By definition, we take L_i to be positive but the l_i can be positive or negative. Due to symmetry, the vortex and antivortex of each pair move with the same velocity, and, in the point-like vortex approximation, we can write the velocity for each pair as:

$$v_i = \frac{l_i}{L_i} + 4 \sum_{j \neq i} \frac{l_j L_j}{L_j^2 - L_i^2}, \quad i, j = 1, \dots, N. \quad (32)$$

This expression is readily derived using the fact that the velocity that a point vortex of charge l induces on any other point vortex is $|v| = 2|l|/R$, where R is the distance between them. If we want the array of vortices to move cohesively, we need that all the velocities are equal:

$$v_1 = v_2 = \dots = v_N. \quad (33)$$

which is a set of $N - 1$ equations. If we fix the topological charges, there are N unknowns L_i , which can be easily reduced to $N - 1$ since only the quotients of distances appear, namely L_i/L_1 for $i = 2, \dots, N$. Let us consider the simplest case, $N = 2$, $l_1 = -1$, $l_2 = 2$, in order to illustrate this kind of configurations. With these parameters, Eqs. (33) are reduced to a cubic algebraic equation

for $\frac{L_2}{L_1}$:

$$\left(\frac{L_2}{L_1}\right)^3 - 6\left(\frac{L_2}{L_1}\right)^2 + 3\frac{L_2}{L_1} - 2 = 0, \quad (34)$$

which only has one real solution:

$$\frac{L_2}{L_1} = 2 + 3^{\frac{1}{3}} + 3^{\frac{2}{3}} \approx 5.522. \quad (35)$$

We can compute the value of $U = v_i$ from Eq. (33):

$$U = \frac{2(3^{\frac{1}{3}} - 3^{-\frac{1}{3}}) - 1}{L_1} \approx \frac{0.4978}{L_1}. \quad (36)$$

Having two singularities of order one and two of order two, the asymptotic value of Up for large separations is given the sum of those in Eqs. (20) and (30), namely $\lim_{p \rightarrow \infty} Up \approx 35.73$. Then:

$$\alpha = p + U \approx p \approx \frac{35.73}{U} \approx 71.8L_1, \quad (37)$$

and

$$E \approx 35.73 \log p + \text{const}. \quad (38)$$

The solutions are found to be unstable: while the vortex array can travel cohesively for some time, the structure eventually disintegrates. The instability leads to two qualitatively distinct outcomes. In the first scenario, the $l = 2$ vortex and the $l = -1$ antivortex located in the $y > 0$ region pair up and begin moving collectively with a nonzero velocity component in the y -direction ($v_y \neq 0$), while simultaneously orbiting around each other. A similar process occurs for their mirror counterparts in the $y < 0$ half-plane. Fig. 8 depicts an illustration of this behaviour.

In the second scenario, the $l = \pm 1$ vortices couple to each other and reverse their direction of motion, heading towards negative x . Concurrently, the $l = \pm 2$ singularities continue moving forward, forming a vortex-antivortex pair similar to those described in Section IV, see Fig. 9. In summary, the unstable solution is a delicate balance between the ‘‘forces’’ that tend to spark both types of instabilities. As shown in Figs. 8 and 9, that balance can be kept for some time in the inter-vortex distances are arranged properly.

In this contribution, we have not studied solutions of Eqs. (32), (33) for more than two vortex pairs, $N > 2$. In any case, we expect any solution based on that structure to be similarly unstable. In general, having more phase singularities would result in more instability modes for the whole vortex structure.

VI. CONCLUSIONS

In this paper, we have explored, through analytical arguments and numerical computations, a variety of traveling dark excitations in a symmetric, two-dimensional

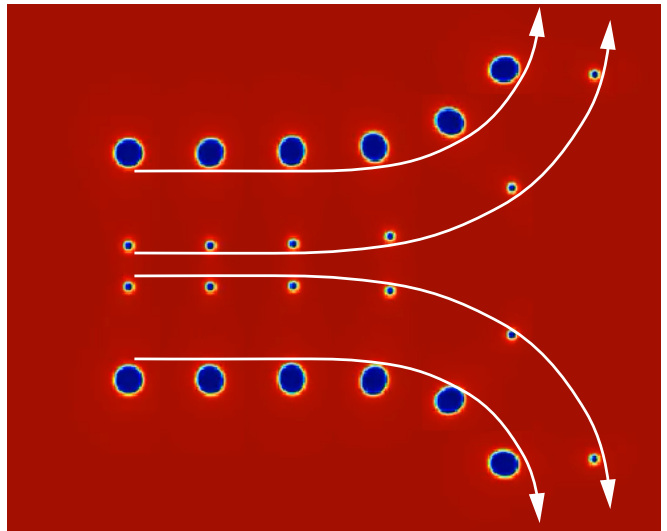


FIG. 8: Simulation of the evolution of a vortex array with vortices of $l = \pm 1$ and ± 2 , with $L_1 = 25$ and L_2 given in Eq. (35). The color code for $|\psi(x, y)|^2$ is the same as that in Figs. 2, 5. For visualization purposes, we have included the four vortex cores at different values of t in the same background. From left to right, the snapshots correspond to $t = 0, 5000, 10000, 15000, 20000, 25000$. The structure moves cohesively with the velocity given in Eq. (36) up to $t \approx 15000$, after which it gets destabilized. The white arrows are included to assist interpretation.

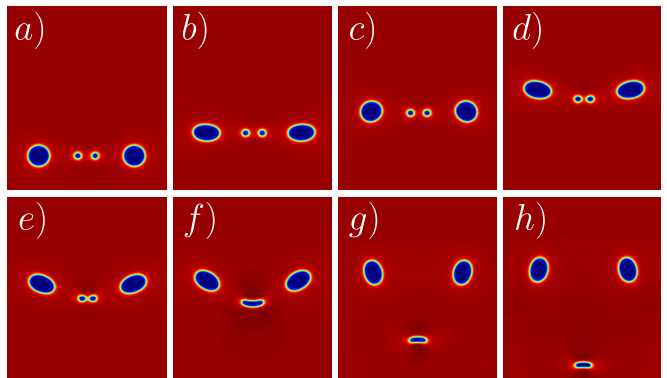


FIG. 9: Simulation of the evolution of a vortex array with vortices of $l = \pm 1$ and ± 2 , with $L_1 = 14$ and L_2 given in Eq. (35). The color code for $|\psi(x, y)|^2$ is the same as that in Figs. 2, 5 and the panels correspond to a) $t = 0$, b) $t = 1000$, c) $t = 2000$, d) $t = 3000$, e) $t = 3200$, f) $t = 3300$, g) $t = 3800$, h) $t = 4000$. The structure moves cohesively with the velocity given in Eq. (36) up to $t \approx 2500$ and it then gets destabilized. The $l = \pm 2$ vortex-antivortex pair continues to move upwards, while the $l = \pm 1$ pair reverses its direction and begins moving backward at a higher velocity.

quantum droplet medium. These excitations, manifesting as rarefied regions within a liquid-like quantum fluid, can be described as solitonic bubbles moving at constant

velocities.

The study of quantum droplets is a rapidly growing field, encompassing both theoretical and experimental efforts. These novel types of eigenstates provide a fascinating addition to the repertoire of phenomena associated with this exotic state of matter. Recent research suggests that the creation of vortices in quantum droplets is experimentally feasible and a key question for the next phase of the development in the field [66]. In this context, generating solitonic bubbles could represent a natural and promising next step.

Specifically, we have identified a stable branch of solutions that includes configurations such as separated vortex-antivortex pairs, vortex-antivortex pairs confined within the same density dip, and rarefaction pulses devoid of phase singularities. Through our numerical results, we have derived relationships among momentum, energy, and velocity, and obtained simplified expressions for these quantities in various limits. Additionally, we investigated unstable nonlinear wave solutions, which deform during their evolution and eventually disintegrate. These unstable states include vortex-antivortex pairs with topological charges larger than one, as well as finely tuned vortex arrays capable of cohesive motion under specific initial conditions.

To conclude, we highlight several open questions inspired by our findings that could guide future theoret-

ical work. While we have focused on stable and unstable eigenstates and examined the evolution of instabilities, studying the interactions between these eigenstates could unveil a rich landscape of dynamical behaviors [38, 67]. Furthermore, exploring the more realistic scenario of finite droplets would be relevant, particularly in understanding how dark excitations interact with droplet boundaries. Finite droplets might also enable the generation of bubbles through collisions [68] or support more intricate static vortex configurations [69]. Finally, extending these studies to alternative models beyond the simple Shannon-type nonlinearity of Eq. (2), such as non-symmetric cases [70] or three-dimensional systems [71], could not only reveal new and unexpected phenomena but also bring the theoretical predictions closer to experimental reality.

Acknowledgements

This publication is part of the R&D&i projects PID2020-118613GB-I00 and PID2023-146884NB-I00, funded by MCIN/AEI/10.13039/501100011033/. This work was also supported by grant ED431B 2024/42 (Xunta de Galicia).

-
- [1] Y. S. Kivshar and B. Luther-Davies, Phys. Rep. **298**, 81 (1998).
- [2] A. Hasegawa and F. Tappert, Appl. Phys. Lett. **23**, 171 (1973).
- [3] A. Shabat and V. Zakharov, Sov. Phys. JETP **34**, 62 (1972).
- [4] A. Hasegawa and F. Tappert, Appl. Phys. Lett. **23**, 142 (1973).
- [5] G. A. Swartzlander, D. R. Andersen, J. J. Regan, H. Yin, and A. E. Kaplan, Phys. Rev. Lett. **66**, 1583 (1991), URL <https://link.aps.org/doi/10.1103/PhysRevLett.66.1583>.
- [6] S. Saqlain, T. Mithun, R. Carretero-González, and P. G. Kevrekidis, Phys. Rev. A **107**, 033310 (2023), URL <https://link.aps.org/doi/10.1103/PhysRevA.107.033310>.
- [7] P. H. Rabinowitz, Zeitschrift Angewandte Mathematik und Physik **43**, 270 (1992).
- [8] K. Blow and N. Doran, Phys. Lett. A **107**, 55 (1985).
- [9] P. G. Kevrekidis, D. J. Frantzeskakis, and R. Carretero-González, *The defocusing nonlinear Schrödinger equation: from dark solitons to vortices and vortex rings* (SIAM, 2015).
- [10] Y. S. Kivshar and B. A. Malomed, Rev. Mod. Phys. **61**, 763 (1989).
- [11] A. Weiner, J. Heritage, R. Hawkins, R. Thurston, E. Kirschner, D. Leaird, and W. Tomlinson, Phys. Rev. Lett. **61**, 2445 (1988).
- [12] C. Becker, S. Stellmer, P. Soltan-Panahi, S. Dörscher, M. Baumert, E.-M. Richter, J. Kronjäger, K. Bongs, and K. Sengstock, Nat. Phys. **4**, 496 (2008).
- [13] A. Weller, J. Ronzheimer, C. Gross, J. Esteve, M. Oberthaler, D. Frantzeskakis, G. Theoharis, and P. Kevrekidis, Phys. Rev. Lett. **101**, 130401 (2008).
- [14] E. Kengne, W.-M. Liu, and B. A. Malomed, Phys. Rep. **899**, 1 (2021).
- [15] P. H. Roberts and N. G. Berloff, in *Quantized vortex dynamics and superfluid turbulence* (Springer, 2001), pp. 235–257.
- [16] X. Buelna, D. Gonzalez, A. Freund, and J. Eloranta, Phys. Rev. B **99**, 144518 (2019), URL <https://link.aps.org/doi/10.1103/PhysRevB.99.144518>.
- [17] A. Almand-Hunter, H. Li, S. Cundiff, M. Mootz, M. Kira, and S. W. Koch, Nature **506**, 471 (2014).
- [18] M. Uchida and A. Tonomura, Nature **464**, 737 (2010).
- [19] L. M. Pismen, *Vortices in nonlinear fields: From liquid crystals to superfluids, from non-equilibrium patterns to cosmic strings*, vol. 100 (Oxford University Press, 1999).
- [20] A. Paredes, J. Blanco-Labrador, D. N. Olivieri, J. R. Salgueiro, and H. Michinel, Phys. Rev. E **99**, 062211 (2019).
- [21] E. Y. Nugaev and A. Shkerin, J. Exp. Theor. Phys. **130**, 301 (2020).
- [22] S. Donadello, S. Serafini, M. Tylutki, L. P. Pitaevskii, F. Dalfovo, G. Lamporesi, and G. Ferrari, Phys. Rev. Lett. **113**, 065302 (2014).
- [23] G. A. Swartzlander Jr and C. T. Law, Phys. Rev. Lett. **69**, 2503 (1992).
- [24] B. A. Malomed, Phys. D: Nonlinear Phenom. **399**, 108 (2019).

- [25] A. S. Desyatnikov, Y. S. Kivshar, and L. Torner, in *Prog. Optics* (Elsevier, 2005), vol. 47, pp. 291–391.
- [26] P. Couillet, L. Gil, and F. Rocca, *Opt. Commun.* **73**, 403 (1989).
- [27] M. Quiroga-Teixeiro and H. Michinel, *J. Opt. Soc. Am. B* **14**, 2004 (1997).
- [28] Y. S. Kivshar, A. Nepomnyashchy, V. Tikhonenko, J. Christou, and B. Luther-Davies, *Opt. Lett.* **25**, 123 (2000).
- [29] Y. Shen, X. Wang, Z. Xie, C. Min, X. Fu, Q. Liu, M. Gong, and X. Yuan, *Light: Sci. Appl.* **8**, 90 (2019).
- [30] A. Paredes, J. R. Salgueiro, and H. Michinel, *Phys. D: Nonlinear Phenom.* p. 133340 (2022).
- [31] V. Tikhonenko, J. Christou, B. Luther-Davies, and Y. S. Kivshar, *Opt. Lett.* **21**, 1129 (1996).
- [32] B. P. Anderson, P. Haljan, C. Regal, D. Feder, L. Collins, C. Clark, and E. A. Cornell, *Phys. Rev. Lett.* **86**, 2926 (2001).
- [33] E. Kuznetsov, A. Rubenchik, and V. E. Zakharov, *Phys. Rep.* **142**, 103 (1986).
- [34] M. J. Paz-Alonso and H. Michinel, *Phys. Rev. Lett.* **94**, 093901 (2005).
- [35] A. Paredes, J. R. Salgueiro, and H. Michinel, *Phys. Rev. E* **107**, 044215 (2023).
- [36] D. Rozas, C. Law, and G. Swartzlander, *J. Opt. Soc. Am. B* **14**, 3054 (1997).
- [37] A. Dreischuh, D. N. Neshev, D. E. Petersen, O. Bang, and W. Krolikowski, *Phys. Rev. Lett.* **96**, 043901 (2006).
- [38] L. A. Smirnov and A. I. Smirnov, *Phys. Rev. A* **92**, 013636 (2015).
- [39] A. J. Groszek, D. M. Paganin, K. Helmersson, and T. P. Simula, *Phys. Rev. A* **97**, 023617 (2018).
- [40] S. De María-García, A. Ferrando, J. A. Conejero, P. F. De Córdoba, and M. Á. García-March, *Condens. Matter* **8**, 12 (2023).
- [41] L. Zeng, B. A. Malomed, D. Mihalache, Y. Cai, X. Lu, Q. Zhu, and J. Li, *Nonlinear Dyn.* **106**, 815 (2021).
- [42] I. Barashenkov and V. Makhankov, *Phys. Lett. A* **128**, 52 (1988).
- [43] N. G. Berloff and C. F. Barenghi, *Phys. Rev. Lett.* **93**, 090401 (2004).
- [44] G. C. Katsimiga, S. I. Mistakidis, B. A. Malomed, D. J. Frantzeskakis, R. Carretero-Gonzalez, and P. G. Kevrekidis, *Condens. Matter* **8**, 67 (2023).
- [45] Z.-H. Luo, W. Pang, B. Liu, Y.-Y. Li, and B. A. Malomed, *Front. Phys.* **16**, 1 (2021).
- [46] M. Guo and T. Pfau, *Front. Phys.* **16**, 32202 (2021).
- [47] D. Petrov and G. Astrakharchik, *Phys. Rev. Lett.* **117**, 100401 (2016).
- [48] D. Mihalache, *Rom. Rep. Phys.* **73**, 403 (2021).
- [49] F. Dalfovo, S. Giorgini, L. P. Pitaevskii, and S. Stringari, *Rev. Mod. Phys.* **71**, 463 (1999).
- [50] T. D. Lee, K. Huang, and C. N. Yang, *Phys. Rev.* **106**, 1135 (1957).
- [51] D. Petrov, *Phys. Rev. Lett.* **115**, 155302 (2015).
- [52] C. Cabrera, L. Tanzi, J. Sanz, B. Naylor, P. Thomas, P. Cheiney, and L. Tarruell, *Science* **359**, 301 (2018).
- [53] A. Paredes, J. R. Salgueiro, and H. Michinel, *Chaos Solit. Fractals* **186**, 115297 (2024).
- [54] C. E. Shannon, *Bell Syst. Tech. J.* **27**, 379 (1948).
- [55] Z. Lin, X. Xu, Z. Chen, Z. Yan, Z. Mai, and B. Liu, *Commun. Nonlinear Sci. Numer. Simul.* **93**, 105536 (2021).
- [56] G. Astrakharchik and B. A. Malomed, *Phys. Rev. A* **98**, 013631 (2018).
- [57] M. R. Pathak and A. Nath, *Sci. Rep.* **12**, 6904 (2022).
- [58] Y. Li, Z. Chen, Z. Luo, C. Huang, H. Tan, W. Pang, and B. A. Malomed, *Phys. Rev. A* **98**, 063602 (2018).
- [59] C. Jones and P. H. Roberts, *J. Phys. A Math. Gen.* **15**, 2599 (1982).
- [60] F. Béthuel, P. Gravejat, and J. Saut, *Commun. Math. Phys.* **285**, 567 (2009).
- [61] D. Chiron and C. Scheid, *J. Nonlinear Sci.* **26**, 171 (2016).
- [62] D. Novoa, H. Michinel, and D. Tommasini, *Phys. Rev. Lett.* **103**, 023903 (2009).
- [63] N. G. Berloff and P. H. Roberts, *J. Phys. A-Math. Theor.* **37**, 11333 (2004).
- [64] J. R. Salgueiro, A. Paredes, J. Guerra-Carmenate, and H. Michinel, *Results Phys.* **64**, 107923 (2024).
- [65] E. Figueiras, D. Olivieri, A. Paredes, and H. Michinel, *Eur. J. Phys.* **39**, 055802 (2018).
- [66] G. Li, Z. Zhao, B. Liu, Y. Li, Y. V. Kartashov, and B. A. Malomed, arXiv preprint arXiv:2409.10390 (2024).
- [67] D. Feijoo, A. Paredes, and H. Michinel, *Phys. Rev. E* **95**, 032208 (2017).
- [68] Á. Paredes, D. Feijoo, and H. Michinel, *Phys. Rev. Lett.* **112**, 173901 (2014).
- [69] A. Paredes and H. Michinel, *Phys. Rev. E* **109**, 024216 (2024).
- [70] Y. V. Kartashov and D. A. Zezyulin, *Chaos Solit. Fractals* **190**, 115761 (2025).
- [71] Y. V. Kartashov, B. A. Malomed, L. Tarruell, and L. Torner, *Phys. Rev. A* **98**, 013612 (2018).