

## Scam Detection for Ethereum Smart Contracts: Leveraging Graph Representation Learning for Secure Blockchain

Yihong Jin \*

University of Illinois at Urbana-Champaign, Champaign, IL 61820, USA, yihongj3@illinois.edu

Ze Yang

University of Illinois at Urbana-Champaign, Champaign, IL 61820, USA, zeyang2@illinois.edu

### Abstract

Due to the increasing abuse of fraudulent activities that result in significant financial and reputational harm, Ethereum smart contracts face a significant problem in detecting fraud. Existing monitoring methods typically rely on lease code analysis or physically extracted features, which suffer from scalability and adaptability limitations. In this study, we use graph representation learning to observe purchase trends and find fraudulent deals. We can achieve powerful categorisation performance by using innovative machine learning versions and transforming Ethereum invoice data into graph structures. Our method addresses label imbalance through SMOTE- ENN techniques and evaluates models like Multi-Layer Perceptron ( MLP ) and Graph Convolutional Networks ( GCN). Experimental results show that the MLP type surpasses the GCN in this environment, with domain-specific assessments closely aligned with real-world assessments. This study provides a scalable and efficient way to improve Ethereum's ecosystem's confidence and security.

### CCS CONCEPTS

Information systems ~ Information systems applications ~ Data mining

### Keywords

Graph, Machine Learning, Blockchain, Distributed Systems, Scam Detection

## 1 INTRODUCTION

Decentralized funding has been revolutionized by the development of Ethereum smart contracts, making it possible to conduct unauthorized and untrustworthy transactions across various uses. However, this technology is accompanied by significant issues, including utilizing smart contracts for fraudulent actions. Scam deals use vulnerabilities to mislead users, which causes significant financial losses and undermines Ethereum's ecosystem's confidence. Therefore, it is crucial to create strong scam detection strategies.

Recent scam detection methods may generally be categorized into two main strategies: those based on agreement code and those focused on behavior. Due to the prevalence of non-open-source scripts and the exponential rise of smart contracts, scalability issues frequently arise. Methods that rely on purchase behavior also greatly depend on expertly developed features, which limits their resilience to the changing nature of scams. Due to these restrictions, scam detection must be scalable and automated.

This review develops a fresh framework that uses graph representation learning to address these issues. Our method captures the system designs and relationships that characterize fraudulent actions by modelling Ethereum dealings as graphs. We teach and review machine learning models using officially available data, particularly

COVID-19-themed crypto scams. Our method includes techniques for handling imbalanced labels and explores the efficacy of Multi-Layer Perceptron ( MLP ) and Graph Convolutional Networks ( GCN ) in this domain. The main findings of this study are summarized in this manner:

- Scalable Detection Framework: We develop a graph-based representation of purchase systems that makes it possible to analyze smart contract behaviors in a scalable manner.
- Label Imbalance Handling: SMOTE-ENN strategies enable trusted classification performance in order to address the problem of imbalanced information.
- Real-World Validation: We demonstrate a strong position with domain-specific analyses by comparing our results to real-world con indicators.

In addition to increasing confidence and security within the Ethereum habitat, this review provides a complete solution for scam detection. Section 2 summarizes related functions, Section 3 describes the proposed methodology, Section 4 describes the empirical findings, and Section 5 presents the study's conclusion.

## 2 RELATED WORK

Current methods are typically divided into two groups: those focused on identifying excessive buying behaviors and those focused on identifying fraudulent actions in Ethereum smart contracts.

### 2.1 Detection Methods Based on Contract Code

Initial efforts to find fraudulent smart contracts focused on automating deal code analysis individually or using automated software. These methods rely on analytical capabilities and script analysis to identify deals. Norvill et al., for example, [1] used K-medoids clustering to categorize similar contract bytecodes, facilitating the classification of unknowable contracts. Chen and colleagues do the same. [2] supervised learning models like XGBoost and Random Forest were applied to detect Ponzi schemes and statistical features like opcode frequencies were used.

However, code-centric methods have several drawbacks:

- Scalability Issues: These methods struggle to keep rhythm with the exponential expansion of smart contracts. This issue is further complicated by the development of non-open-source contracts, which inadequate some script analysis techniques. For example, symbolic execution frequently encounters way explosions, making it difficult to deploy on a massive scale despite its power to identify flaws [3].
- Obfuscation and Similarity: Fraudsters are more likely to obfuscate or modify genuine code, which lessens the discriminatory power of methods that only use executable research. The complexity of identifying scams disguised as legitimate distributed applications (dApps ) is a prime example.

These restrictions highlight the need for more robust and scalable methods, as existing methods cannot consistently conform to the growing variety of frauds.

### 2.2 Detection Methods Based on Excessive Transaction Behavior

Unlike code-based approaches, transaction behavior analysis uses features derived from agreement interactions to detect scams. To categorize contracts across industries like games and funds, a Long-Short-Term Memory (LSTM) network is used to extract transaction features [4, 14, 16]. Gao et seq., in the same vein. In order to identify fraudulent tokens, [5] examined historical transaction records.

While conduct-based methods provide an impressive standpoint, they are not without limits:

- **Lack of Interaction Modeling:** Standard behavior-based methods fail to capture the subtle and powerful connections between blockchain accounts. Due to this supervision, they cannot identify schemes that gently alter purchase patterns over the period.
- **Dependence on Handcrafted Features:** These methods greatly rely on specialist-designed features, which require substantial website expertise and struggle to adjust to tale fraud strategies. Phishing scams that use advanced techniques frequently evade detection because of obsolete feature units are a prime example.

Our proposed graph-based methodology, which addresses these constraints, reduces the use of dynamic functions and improves resilience and scalability, making it a powerful option for changing scam scenarios.

### 2.3 Summary and Obstacles

Significant contributions are made to studying smart contracts by agreement code- and behavior-based approaches. However, their restrictions emphasize the need for a more integrated and scalable approach. In danger alert systems [11, 12, 13, 15], graph techniques, and machine learning techniques have lately been used separately, utilizing their strengths to identify possible threats across various industries. Uncontrolled intelligible embeddings are used to map ideas into low-dimensional spaces for analysis in recent research on the influence of road discovery on social media [10]. Our graph-based representation of Ethereum deals is comparable to our scientific analysis of network connections and influence transmission, despite the focus of this study on social media. To avoid relying on script features or personally created attributes, our proposed strategy, which combines the advantages of graph representation learning with exchange behavior study, is motivated by this.

## 3 METHODOLOGY

This section outlines the conclusion-to-close methodology for detecting fraud in Ethereum smart contracts. To ensure a thorough understanding of our strategy, it covers data consolidation, curve design, feature engineering, handling brand imbalance, and type training.

### 3.1 Data Source and Preprocessing

Applying the Google BigQuery Ethereum Cryptocurrency Database, we retrieved exchange information. Deals from 2019 eastward were considered to comply with our ground-true fraud labels, which are derived from a COVID-19-themed fraud dataset [6]. Nodes represent Ethereum addresses in the transaction table (externally owned accounts (EOAs) and contract accounts), and directed edges represent transactions.

To increase computational efficiency, we purged information by cutting networks with a degree (inbound and outbound combined) of less than 2. This reduced the number of nodes on the curve from 137 733 to 874. Each node's features were adjusted to maintain stability during training.

### 3.2 Graph Data Generation and Feature Representation

To help graph-based picture learning, we transformed the transaction records into a directed graph with features assigned to networks. The characteristics capture important topology information:

- **Degree Centrality (3 dimensions):** A node's number of inbound or outbound edges reflects its trading frequency. High values indicate active investing, likely linked to standard and fraudulent behavior.

- PageRank Value (1 dimension): Determines a node's relevance in the diagram based on its connection, aiding in detecting shady lists that artificially increase their importance. PageRank is A popular algorithm for graph system analysis and recommendation [8,9].
- HITS Hub and Authority Values (2 dimensions): Determines node importance through two values—hub (outbound connections) and authority (inbound connections). Scams often function as hubs or authorities, making this critical for fraud detection.
- Connectivity (2 dimensions): Determines a target node's relational network by displaying the number of reachable nodes (inbound or outbound).
- Shortest Path Length Maximum and Sum-up (4 dimensions): Focuses on the local patterns of the quickest paths passing through a specific network while highlighting fraud nodes' closeness and special location strategies.
- Transaction Value Sum (1 dimension): Sees the transaction volume through a network in Ethereum's Wei money, with high ideals potentially indicating fraudulent high-level exercise.

Wei, Ethereum's smallest religion, assigned weights to edges to reflect exchange values. An intuitive gauge of the investing size for each target can be found using this feature.

### 3.3 Aggregate within EOA Neighborhood for Contract Features

EOA networks lack clear labels, so our research focuses on bright contract networks. To tackle this, we aggregate EOA features close to each agreement node to solve this. This aggregated function vector replaces the initial contract features. However, the graph's existing edges are eliminated by this method. Based on shared EOA neighbors, we create new sides between contract networks to tackle this. Precisely:

- Edges are useless for Multi-Layer Perceptron (MLP) since the model relies solely on node features.
- For Graph Convolutional Networks (GCN), sides are reconstructed to preserve communication between deal networks. This enables the curve structure to effectively receive information from the GCN.

After processing, the diagram contains 3 409 deal networks, of which 11 are positive-labelled scams. We introduce specialized techniques below because of this extraordinary class imbalance.

### 3.4 Addressing Class Imbalance

The classification activity faces a major challenge because of the intense class imbalance in our dataset, which only assigns 11 good labels to contract nodes. This mismatch negatively impacts the models' performance, necessitating obvious action to correct it.

We use ENN (Edited Nearest Neighbors) and SMOTE (Synthetic Minority Oversampling Technique) to manage class imbalance in the Multi-Layer Perceptron (MLP) model:

- SMOTE: Using k-nearest neighbors, create artificial examples for the majority population.
- ENN: Eliminates noisy samples from the majority class by evaluating their surrounding neighborhood.

Applying SMOTE-ENN in our project results in a balanced dataset with 3130 good and 3271 bad samples, drastically improving the data distribution for linear classification.

For the Graph Convolutional Network (GCN), modifications such as under sampling are impossible due to the fundamental dependencies inherent in graph-based learning. Instead, we conduct training by picking subgraphs to correct the disparity. In particular, we oversample subgraphs that focus on minority neighborhoods to ensure that

minority neighborhoods are represented in training batches more often. This method improves the ability of the model to learn from represented nodes.

3.5 Evaluation Metrics

We use the F1-score as the main metric to assess the performance of our models (MLP and GCN). Due to balancing the use of false positives and false negatives, this parameter provides a good assessment of design performance across majority and majority classes, making it well-suited for our uneven dataset. The designs were trained to avoid overfitting with Adam optimizer and L2 normalization. Dropout was employed for further robustness.

4 EXPERIMENTS AND DISCUSSION

This section evaluates the effectiveness of the proposed models, describes the empirical installation, and confirms the findings using actual-world data.

4.1 Experiment Setup

The data, which was derived from the Google BigQuery Ethereum Cryptocurrency Database, was used for research. The dataset was divided into training (80%) and testing (20%) sets to ensure a uniform distribution of positive and negative samples. PyTorch was used to implement the MLP and GCN designs, and hyperparameters were adjusted to achieve maximum efficiency. In Table 1, important options are provided as follows:

Table 1. Training Parameters for MLP and GCN.

Model	hidden_dim	#layers	drop_out	learning_rate	Weight_decay	#epochs
MLP	32	2	0.2	1e-3	1e-5	5000
GCN	64	6	0.2	1e-3	1e-5	500

4.2 Performance Comparison

The F1 score, which harmonizes precision and recall, was chosen as the main assessment measurement due to its suitability for uneven data. The numbers below illustrate the education loss and F1 scores for both models on check and teaching sets:

- MLP Results: The MLP type exhibited firm integration on the training set and delivered exceptional achievement on the exam set. The F1 score on the test set highlighted its robustness and ability to generalize effectively (Figure 1).
- GCN Results: While the GCN type performed similarly on the training set, its exam set results showed greater variation, showing weaker generalization (Figure 2).

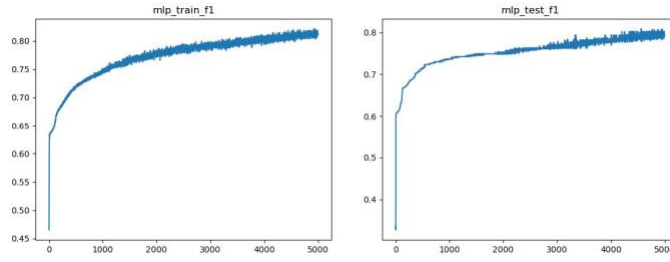


Figure 1: Training Loss and F1 Score for MLP

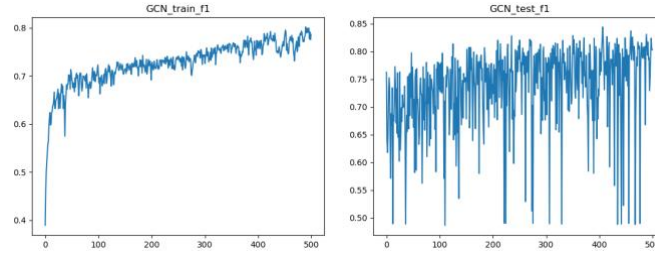


Figure 2: Training Loss and F1 Score for GCN

Table 2 compares the last metrics for both versions of the exam fixed. These indicators show the MLP model's better generalization abilities and reflect the general classification performance.

Table 2. Comparison of accuracy, precision, recall, and F1 score on the test set.

Model	Accuracy	Precision	Recall	F1 Score
MLP	<b>92.5%</b>	<b>91.3%</b>	<b>89.7%</b>	<b>90.5%</b>
GCN	88.7%	85.2%	82.4%	83.8%

Our methodology's element design allows for the explanation of these results. The last features for lease nodes now encapsulate major topology information derived from the natural curve, including interactions with EOAs. In order to accomplish this, the MLP design, which immediately uses these characteristics for classification, proves effective. In comparison, the GCN's more architecture aggregation loses effectiveness. We chose the trained MLP model based on these observations for the upcoming real-world examination.

#### 4.3 Real-World Validation

To validate the model's predictions, we cross-referenced the results with external tools such as *EtherScan* and *isthiscoinascam*. The safety scores and ratings of scam-predicted and non-scam-predicted contract addresses were evaluated. Table 3 provides examples of scam-predicted contracts, while Table 4 summarizes non-scam-predicted contracts and their evaluations.

Table 3. Real-World Validation of Scam-Predicted Contracts

Contract Address	Name	Safety Score	Rating
0xe53ec727dbdeb9e2d5456c3be40cff031ab40a55	PeerMe SUPER	5%	D

Contract Address	Name	Safety Score	Rating
0x0e0989b1f9b8a38983c2ba8053269ca62ec9b195	Suterusu	6%	D
0x846c66cf71c43f80403b51fe3906b3599d63336f	PumaPay	5%	D

Table 4. Real-World Validation of Non-Scam-Predicted Contracts

Contract Address	Name	Safety Score	Rating
0xdAC17F958D2ee523a2206206994597C13D831ec7	Tether	60%	BB
0x1f9840a85d5aF5bf1D1762F925BDADdC4201F984	Shiba Inu	72%	BBB
0x514910771AF9Ca656af840dff83E8264EcF986CA	ChainLink	84%	A

Our design produced perspectives consistent with additional real-world evidence beyond statistical evaluations. One particularly noteworthy finding involved the coin project Forsage, which our model flagged as a high-probability scam. According to a report by the U.S. Department of Justice [7], Forsage has been classified as a Ponzi scheme based on script analysis and promoting court records. Interestingly, Forsage was not included in the dataset used for training or recorded in external tools like *isthiscoinascam*, highlighting the model's ability to generalize and identify scams beyond known datasets.

#### 4.4 Parameter Visualization

We analyzed the weight parameters of the first linear layer from the optimal MLP model to visualize the contribution distribution of different topology feature dimensions. The results in Figure 3, indicate that the features corresponding to the 6th, 7th, and 11th positions contribute the most to the first layer's aggregation. Inbound/outbound shortest course lengths and outgoing connectivity are represented by these features, which indicate that connectivity-related topology information is crucial for identifying scams in the transaction system.

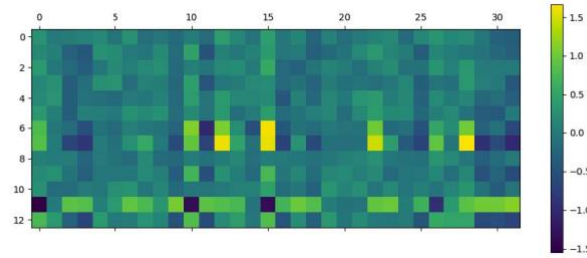


Figure 3: Parameter Contribution Visualization for MLP Model

#### 4.5 Future Directions

Despite the promising results of our proposed framework, some challenges may arise in actual-world deployment, warranting further discussion and exploration of possible solutions.

- **Real-Time Data Processing:** Effective real-time data processing is necessary for use in real-world situations. It can take a lot of resources and time to fetch blockchain data directly from an Ethereum network that is fully functional. A more realistic alternative is integrating programs like Google

BigQuery and Amazon Redshift, which maintain Ethereum transaction information as people data with near-real-time updates. In order to facilitate scalable and proper assessments, these systems lower computational overhead and improve data entry.

- **Model Update and Scalability:** The dynamic nature of blockchain communities necessitates regular updates to monitor models to maintain precision. Using updated transactional data, batch processing can constantly retrain versions. Moreover, incorporating external data sources like Etherscan's user-provided ratings as teaching data could improve the model's resilience and adaptability to new scam patterns. This approach may help to reduce the danger of depreciation in changing conditions.
- **Cross-Chain Scam Detection:** Scams are never confined to a second blockchain, cross-network activities, especially those involving bridges and wrapped tokens, represent a growing problem. Enhancing security across the ecosystem by creating detection mechanisms that span many blockchains is possible. Future studies might concentrate on identifying patterns of suspect behaviours involving chain-wide interactions and unified exchange-managed addresses.

## 5 CONCLUSION

The rapid expansion of Ethereum smart contracts has opened up new avenues for creativity, but it also raises the risk of defrauding the blockchain ecosystem's faith and financial security. Utilizing graph representation learning, this study develops a fascinating framework for scam detection. We demonstrated a successful and scalable method for identifying fraudulent smart contracts by modelling Ethereum purchases as graphs and using innovative machine-learning versions. Our approach combines robust feature engineering with two learning architectures: Multi-Layer Perceptron (MLP) and Graph Convolutional Networks (GCN). Because the node features now encapsulate important topology information, extensive research demonstrated that the MLP type outperformed the GCN regarding generalization. The model's effectiveness was further confirmed by physical tools, which used real-world assessments, where high-risk tokens were consistently associated with predicted frauds. This study provides a framework for broader blockchain security software while improving state-of-the-art Ethereum scam detection.

## REFERENCES

- [1] Robert Norvill, Beltran Borja Fiz Pontiveros, Radu State, Irfan Awan, and Andrea Cullen. 2017. Automated Labeling of Unknown Contracts in Ethereum. In *2017 26th International Conference on Computer Communication and Networks (ICCCN)*, 1–6. DOI:<https://doi.org/10.1109/ICCCN.2017.8038513>
- [2] Weili Chen, Xiongfeng Guo, Zhiguang Chen, Zibin Zheng, and Yutong Lu. 2020. Phishing Scam Detection on Ethereum: Towards Financial Security for Blockchain Ecosystem. In *Proceedings of the Twenty-Ninth International Joint Conference on Artificial Intelligence, IJCAI 2020*, ijcai.org, 4506–4512. DOI:<https://doi.org/10.24963/IJCAI.2020/621>
- [3] Christof Ferreira Torres, Mathis Steichen, and Radu State. 2019. The Art of The Scam: Demystifying Honeypots in Ethereum Smart Contracts. In *28th USENIX Security Symposium, USENIX Security 2019*, Santa Clara, CA, USA, August 14-16, 2019, USENIX Association, 1591–1607. Retrieved from <https://www.usenix.org/conference/usenixsecurity19/presentation/ferreira>
- [4] Teng Hu, Xiaolei Liu, Ting Chen, Xiaosong Zhang, Xiaoming Huang, Weina Niu, Jiazhong Lu, Kun Zhou, and Yuan Liu. 2021. Transaction-based classification and detection approach for Ethereum smart contract. *Information Processing & Management* 58, 2 (2021), 102462. DOI:<https://doi.org/https://doi.org/10.1016/j.ipm.2020.102462>
- [5] Bingyu Gao, Haoyu Wang, Pengcheng Xia, Siwei Wu, Yajin Zhou, Xiapu Luo, and Gareth Tyson. 2020. Tracking Counterfeit Cryptocurrency End-to-end. *Proc. ACM Meas. Anal. Comput. Syst.* 4, 3 (2020), 50:1-50:28.

DOI:<https://doi.org/10.1145/3428335>

- [6] Pengcheng Xia, Haoyu Wang, Xiapu Luo, Lei Wu, Yajin Zhou, Guangdong Bai, Guoai Xu, Gang Huang, and Xuanzhe Liu. 2020. Don't Fish in Troubled Waters! Characterizing Coronavirus-themed Cryptocurrency Scams. In *APWG Symposium on Electronic Crime Research, eCrime 2020, Boston, MA, USA, November 16-19, 2020*, IEEE, 1–14. DOI:<https://doi.org/10.1109/ECRIME51433.2020.9493255>
- [7] United States Department of Justice. 2023. Forsage founders indicted in \$340M DeFi crypto scheme. Retrieved December 5, 2024, from <https://www.justice.gov/opa/pr/forsage-founders-indicted-340m-defi-crypto-scheme>.
- [8] Zihao Li, Dongqi Fu, and Jingrui He. 2023. *Everything Evolves in Personalized PageRank*. In *Proceedings of the ACM Web Conference 2023, WWW 2023, Austin, TX, USA, 30 April 2023 - 4 May 2023*, ACM, 3342–3352. DOI:<https://doi.org/10.1145/3543507.3583474>
- [9] Yikun Ban, Jiaru Zou, Zihao Li, Yunzhe Qi, Dongqi Fu, Jian Kang, Hanghang Tong, Jingrui He. 2023. PageRank Bandits for Link Prediction. In *Advances in Neural Information Processing Systems 37: Annual Conference on Neural Information Processing Systems 2024*, NeurIPS 2024, Vancouver, Canada, December 10 - 15, 2024.
- [10] Xinyi Liu, Ruijie Wang, Dachun Sun, Jinning Li, Christina Youn, You Lyu, Jianyuan Zhan, Dayou Wu, Xinhe Xu, Mingjun Liu, Xinshuo Lei, Zhihao Xu, Yutong Zhang, Zehao Li, Qikai Yang, and Tarek Abdelzaher. 2023. Influence Pathway Discovery on Social Media. In *2023 IEEE 9th International Conference on Collaboration and Internet Computing (CIC)*, 105–109. DOI:<https://doi.org/10.1109/CIC58953.2023.00023>
- [11] Tingyu Xie, Shuting Tao, Qi Li, Hongwei Wang, and Yihong Jin. 2022. A lattice LSTM-based framework for knowledge graph construction from power plants maintenance reports. *Service Oriented Computing and Applications* 16, 3 (2022), 167–177.
- [12] Zong Ke and Yuchen Yin. 2024. Tail Risk Alert Based on Conditional Autoregressive VaR by Regression Quantiles and Machine Learning Algorithms. Retrieved from <https://arxiv.org/abs/2412.06193>
- [13] Zhuohuan Hu, Fu Lei, Yuxin Fan, Zong Ke, Ge Shi, and Zichao Li. 2024. Research on Financial Multi-Asset Portfolio Risk Prediction Model Based on Convolutional Neural Networks and Image Processing. *arXiv preprint arXiv:2412.03618* (2024).
- [14] Yihong Jin, Guanshuijie Fu, Liyang Qian, Hanwen Liu, and Hongwei Wang. 2021. Representation and Extraction of Diesel Engine Maintenance Knowledge Graph with Bidirectional Relations Based on BERT and the Bi-LSTM-CRF Model. In *2021 IEEE International Conference on e-Business Engineering (ICEBE)*, IEEE, 126–133.
- [15] Bingyang Wang, Ying Chen, and Zichao Li. 2024. A novel Bayesian Pay-As-You-Drive insurance model with risk prediction and causal mapping. *Decision Analytics Journal* 13, (2024), 100522.
- [16] Fang Liu, Shaobo Guo, Qianwen Xing, Xinye Sha, Ying Chen, Yuhui Jin, Qi Zheng, and Chang Yu. 2024. Application of an ANN and LSTM-Based Ensemble Model for Stock Market Prediction. In *2024 IEEE 7th International Conference on Information Systems and Computer Aided Education (ICISCAE)*, 390–395. DOI:<https://doi.org/10.1109/ICISCAE62304.2024.10761432>