

Adapting Unsigned Graph Neural Networks for Signed Graphs: A Few-Shot Prompt Tuning Approach

Zian Zhai¹, Sima Qing¹, Xiaoyang Wang¹, Wenjie Zhang¹

¹University of New South Wales

zian.zhai@unsw.edu.au, q.sima@unsw.edu.au, xiaoyang.wang1@unsw.edu.au, wenjie.zhang@unsw.edu.au

Abstract

Signed Graph Neural Networks (SGNNs) are powerful tools for signed graph representation learning but struggle with limited generalization and heavy dependence on labeled data. While recent advancements in “graph pre-training and prompt tuning” have reduced label dependence in Graph Neural Networks (GNNs) and improved their generalization abilities by leveraging pre-training knowledge, these efforts have focused exclusively on unsigned graphs. The scarcity of publicly available signed graph datasets makes it essential to transfer knowledge from unsigned graphs to signed graph tasks. However, this transfer introduces significant challenges due to the graph-level and task-level divergences between the pre-training and downstream phases. To address these challenges, we propose Signed Graph Prompt Tuning (SGPT) in this paper. Specifically, SGPT employs a graph template and a semantic prompt to segregate mixed link semantics in the signed graph and then adaptively integrate the distinctive semantic information according to the needs of downstream tasks, thereby unifying the pre-training and downstream graphs. Additionally, SGPT utilizes a task template and a feature prompt to reformulate the downstream signed graph tasks, aligning them with pre-training tasks to ensure a unified optimization objective and consistent feature space across tasks. Finally, extensive experiments are conducted on popular signed graph datasets, demonstrating the superiority of SGPT over state-of-the-art methods.

1 Introduction

In many real-world scenarios, interactions between entities are inherently complex, often involving opposing relationships, such as friendships and enmities, trust and distrust, or agreement and disagreement (Liu et al. 2021; Sun et al. 2022b). Such dynamics are often modeled as signed graphs, where links carry both positive and negative signs to represent these opposite connections. To learn the effective representations of signed graphs, Signed Graph Neural Networks (SGNNs) have attracted increasing research interest (Derr, Ma, and Tang 2018; Shu et al. 2021; Huang et al. 2021). SGNNs incorporate link sign signals into the message-passing process, updating node features by independently aggregating information from neighbors with different semantics. This approach yields expressive representations for a variety of signed graph tasks, such as node classification (Mercado, Bosch, and Stoll 2020) and link

sign prediction (Huang et al. 2019, 2021; Li et al. 2023). Although SGNNs have achieved remarkable success, they suffer from limitations of label dependence and overfitting problems. On the one hand, SGNNs are trained in a supervised manner, which requires a large amount of task-specific labels for supervision. These labels, such as node and link sign labels, are typically expensive to obtain in real-world applications (Tang et al. 2016; Tang, Aggarwal, and Liu 2016; Zhang et al. 2024). On the other hand, compared to unsigned graphs, signed graph datasets exhibit exceptionally sparser structures and more noises (Shu et al. 2021; Zhang et al. 2023). This makes SGNNs trained on signed graphs more prone to memorizing these non-universal patterns, leading to overfitting problems.

Inspired by the success of “pre-training and prompt tuning” in Large Language Models (LLMs), recent research has applied such a paradigm to graph tasks to overcome label reliance and overfitting problems in conventional Graph Neural Networks (GNNs) (Sun et al. 2022a; Fang et al. 2024). In the pre-training phase, GNNs are trained to learn task-agnostic priors from the graph structure in an unsupervised manner (Hu et al. 2020; You et al. 2021). In the prompt tuning phase, the downstream tasks are reformulated into the same form as the pre-training task, maximizing the utilization of prior knowledge. Meanwhile, with the pre-trained model frozen, several lightweight prompt vectors are introduced and tuned with task-specific labels. Compared to supervised training, this paradigm allows GNNs to learn transferable knowledge, enhancing their generalization abilities. Moreover, with fewer tunable parameters, it can adapt the pre-trained model to different downstream tasks when the task-specific labels are limited (Sun et al. 2023; Liu et al. 2023). However, current research only focuses on unsigned graphs, overlooking the scenarios where downstream tasks involve signed graphs. Such oversight is significant, as signed graphs are typically limited, with far fewer publicly available datasets (Zhang et al. 2023), making it challenging to gather sufficient data to directly train a generalized SGNN. In contrast, unsigned graphs are more abundant and easier to access, enabling effective pre-training of generalized GNNs (Sun et al. 2023; Yu et al. 2024a). This makes transferring general graph knowledge to address signed graph tasks a promising approach.

Hence, this study focuses on prompt tuning pre-trained

GNNs for few-shot signed graph tasks, namely node classification and link sign prediction. This problem is non-trivial due to two types of divergence between the pre-training and downstream tasks.

- **Graph-level divergence.** The first challenge arises from the divergence between the graph types used in pre-training and those in the downstream stage, as downstream signed graphs carry more complex semantic information. In unsigned graphs, links consistently represent the connectivity between nodes (Hu et al. 2020). GNNs pre-trained on unsigned graphs learn node representation based on the social theory homophily (McPherson, Smith-Lovin, and Cook 2001). In other words, they aggregate features from connected neighbors uniformly. However, downstream tasks involve both positive and negative link signs. The negative links contain the opposite semantics to the positive links, violating the key assumptions of homophily in GNNs. Therefore, dedicated efforts are needed to narrow down such graph-type divergence when applying the pre-trained GNNs.
- **Task-level divergence.** The uniqueness of signed graph tasks presents the second challenge: how to transfer prior knowledge to unseen tasks that are specific to signed graphs. The pre-training tasks on unsigned graphs aim to preserve the instinct graph structures such as graph similarities and node connectivity (Zhang and Chen 2018; You et al. 2021). These tasks primarily focus on node features and structural information. Comparatively, downstream signed graph tasks aim to optimize the task-specific loss function, i.e., fit the ground truth of node labels or link sign labels (Derr, Ma, and Tang 2018; Huang et al. 2019). They require the model to handle not only the node features but also the semantic complexity of link signs in graphs. Such inconsistent tasks between the pre-training and downstream phases may produce the sub-optimal performance of pre-trained GNNs, even “negative transfer”.

To address these challenges, we propose **Signed Graph Prompt Tuning (SGPT)**, a novel transfer learning framework to adapt the pre-trained unsigned GNNs to signed graph tasks. This approach employs two unification templates (graph and task templates) and two prompts (feature and semantic prompts) to bridge the gaps between the pre-training and downstream phases. Specifically, to reduce the graph-level divergence, we propose a graph template to address the complex node relationships in signed graphs. Based on the balance theory, the graph template generates samples from the original signed graph: positive, negative, and topological, each capturing distinct relational semantics. These segregated samples are then fed into the pre-trained GNN in parallel, ensuring each input graph contains only a type of single link semantics, thereby aligning with the homophily assumption in the pre-trained GNN. We then use a semantic prompt to adaptively integrate the embeddings of these graph samples according to the specific requirements of downstream tasks, generating more effective representations. To narrow down the task-level divergence, we apply a task template. It unifies the pre-training and downstream

tasks by reformulating the latter to the same form as the pre-training task, ensuring a consistent optimization objective across both. Additionally, we introduce a feature prompt to modify the downstream input space to better align with that of the pre-training tasks, reducing the feature variance across the tasks.

To the best of our knowledge, we are the first to study the problem of prompting pre-trained unsigned GNNs towards few-shot signed graph tasks. The contributions of this paper are summarized as follows: (1) We propose SGPT, a prompt tuning framework that adapts pre-trained unsigned GNNs to signed graphs with limited task-specific labels. (2) We design a graph template and a semantic prompt to unify the pre-training and downstream graphs and effectively integrate complex semantic information tailored to the downstream tasks. (3) We propose a task template and a feature prompt to unify forms of both tasks and align their input feature space. (4) We conduct extensive experiments on popular signed graph datasets, demonstrating the effectiveness of our framework.

2 Related Work

Graph pre-training. The recent success of LLMs inspired researchers to apply pre-training methods to GNNs to enhance their generalization capabilities. Essentially, graph pre-training leverages easily accessible graph structure data to train a GNN in a self-supervised manner, e.g., link prediction (Hu et al. 2020), node attribute reconstruction (Grover and Leskovec 2016), and graph pattern discrimination (You et al. 2021). Pre-trained GNNs learn universal, transferable patterns and serve as an effective initialization for different downstream tasks. They are subsequently fine-tuned with the specific downstream objectives. For signed graphs, although there are studies that utilize contrastive learning to train SGNNs, e.g., SGCL (Shu et al. 2021) and SBGCL (Zhang et al. 2023), they essentially rely on the link sign labels for graph augmentation and supervision. As a result, they still suffer from the reliance on link sign labels.

Graph prompt tuning. In LLMs, prompt tuning aims to bridge the gap between pre-training and downstream task objectives. This is achieved by introducing lightweight tokens into the inputs of downstream tasks and reformulating these tasks to align with the pre-training ones, while keeping the pre-trained model frozen (Sun et al. 2023). This approach maximizes the utilization of pre-training knowledge, thereby reducing the supervision requirements in the downstream phase. Recent research in graph analysis has adopted this method to relieve the label reliance in supervised GNNs. GPPT (Sun et al. 2022a) transforms the downstream tasks to link prediction, but its design is limited to node classification tasks. GraphPrompt (Liu et al. 2023) employs the sub-graph similarity as the pre-training task and extends prompt designs to graph classification tasks. ProG (Sun et al. 2023) reformulates different downstream problems to the graph-level tasks and learns lightweight prompt tokens via meta-learning. However, none of these studies address scenarios where downstream tasks involve signed graphs.

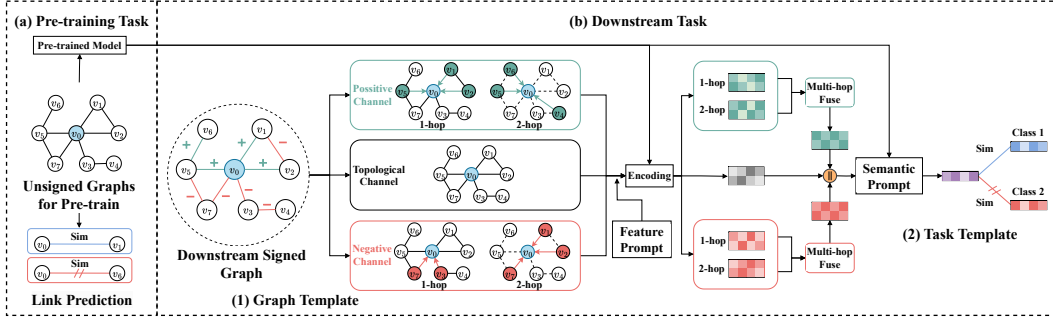


Figure 1: Overall framework of SGPT

3 Preliminaries

A signed graph is denoted as $\mathcal{G} = (\mathcal{V}, \mathcal{E}^+, \mathcal{E}^-)$, where $\mathcal{V} = \{v_1, v_2, \dots, v_n\}$ denotes a set of n nodes in \mathcal{G} . \mathcal{E}^+ and \mathcal{E}^- represent sets of positive and negative links respectively, such that $\mathcal{E}^+ \cap \mathcal{E}^- = \emptyset$. We use $A^+ \in \mathbb{R}^{n \times n}$ and $A^- \in \mathbb{R}^{n \times n}$ to represent the positive and negative binary (0/1) adjacency matrices. $X \in \mathbb{R}^{n \times d_{in}}$ is the feature matrix, where d_{in} is the feature dimension. Similarly, an unsigned graph disregards link signs, which can be represented as $\mathcal{G} = (\mathcal{V}, \mathcal{E})$ with node feature matrix $X \in \mathbb{R}^{n \times d_{in}}$. A binary adjacency matrix A can be constructed where $a_{ij} = 1$ if node v_i connects to node v_j , otherwise $a_{ij} = 0$.

Problem statement. In this study, we focus on adapting the pre-trained unsigned GNNs to two widely studied signed graph tasks, namely Node Classification (NC) and Link Sign Prediction (LSP). In particular, we consider few-shot settings due to the scarcity of labels in real-world scenarios.

- Few-shot Node Classification. Let $C = \{c_1, c_2, \dots, c_m\}$ denote the set of node classes. Each node in the signed graph \mathcal{G} is associated with a label $c \in C$. In the few-shot setting, the training set includes only a small number of nodes per class, significantly fewer than the total number of nodes. Our goal is to predict the unknown node labels in the test set given that all link signs are known.
- Few-shot Link Sign Prediction. Let $C = \{P, N\}$ denote the positive and negative link signs. Each linked node pair in the signed graph \mathcal{G} has a link sign $c \in C$. We mask a portion of the link signs in \mathcal{G} and only have a small number of link instances for both positive and negative classes in the training set, which is significantly fewer than the total number of linked node pairs. In the test set, we already know node pairs are connected, and our task is to predict signs of these known linked node pairs.

Graph Neural Networks. Graph Neural Networks (GNNs) learn the node representation by recursively aggregating features from its neighbors, as known as *message-passing* (Sun et al. 2022a). Formally, the representation of node v at the l -th layer is:

$$h_v^{(l)} = \text{AGG}(\{h_u^{(l-1)}, u \in \mathcal{N}(v) \cup v\}, \theta^{(l)}), \quad (1)$$

where $h_v^{(0)}$ is given by the initial node feature x_v ; $\mathcal{N}(v)$ is the neighbor set of node v ; and $\theta^{(l)}$ is the parameters of the l -th

layer of the GNN. The aggregation function $\text{AGG}(\cdot)$ combines the embedding of node v and its neighbors, which is typically sum, mean, or max pooling.

4 Proposed Method

4.1 Overall Framework

We first introduce the overall framework of SGPT, as shown in Fig. 1. During the pre-training stage, we implement Link Prediction (LP) on unsigned graphs to pre-train an unsigned GNN in Fig. 1(a). During the downstream stage in Fig. 1(b), we first design two unification templates to unify the pre-training and downstream phases. First, a graph template is proposed to unify the graph types across both tasks. It converts the downstream signed graph to multiple graph samples, each with consistent internal link semantics: positive, negative, and topological, thereby satisfying the homophily assumption in the pre-trained GNN. These segregated samples are then fed into the pre-trained GNN in parallel to generate their corresponding representations. Second, a task template is introduced to unify the pre-training and downstream task forms. It reformulates link sign prediction and node classification into the same form as link prediction, ensuring a consistent optimization objective. With unified graph types and task forms, we further introduce two prompts to adapt the pre-trained model, which reduces the feature variance across tasks and integrates the complex semantic information respectively. The feature prompt is added to the input node features before the encoding process to align the downstream feature space with that of the pre-training task. The semantic prompt is applied after the GNN encoding to adaptively integrate the embeddings of graph samples generated by the graph template, outputting the representations tailored to the needs of downstream tasks.

4.2 Graph Pre-training

In this paper, we employ Link Prediction (LP) as the pre-training task (Hu et al. 2020). Let \mathcal{G}^{pre} denote the pre-training graph with node feature matrix $X \in \mathbb{R}^{n \times d_{in}}$ and the adjacency matrix A^{pre} , where a portion of links are masked as the training set, and the corresponding elements in the adjacency matrix are set to $a_{ij} = 0$. The node embedding matrix can be generated by the GNN based on the unmasked

links, denoted as $H = f_{\theta}^{\text{pre}}(\mathcal{G}^{\text{pre}}, X)$, where $H \in \mathbb{R}^{n \times d_{\text{out}}}$, and d_{out} is the dimension of the output embeddings.

Given a node v in the pre-training graph \mathcal{G}^{pre} , we randomly sample one positive node a from v 's neighbors, and a negative node b from the graph which does not link to v , forming the triplet (v, a, b) in the training set \mathcal{D}_{pre} . The objective of LP is to predict higher similarities to v and a while giving lower similarities to v and b . The GNN is optimized to minimize the loss function $\mathcal{L}_{\text{pre}} =$

$$- \sum_{(v,a,b) \in \mathcal{D}_{\text{pre}}} \ln \frac{\exp(\text{Sim}(h_v, h_a))}{\sum_{u \in \{a,b\}} \exp(\text{Sim}(h_v, h_u))}, \quad (2)$$

where $\text{Sim}(h_v, h_u)$ denotes the similarity of node embeddings, which can be calculated using various similarity measures, such as cosine similarity.

4.3 Template Design

Graph Template. Negative links in signed graphs violate the homophily assumption in pre-trained GNNs and introduce more complex node relationships. To address the graph-level divergence, we start from the inherent semantics of links and propose a graph template. Based on balance theory (Heider 1946), it explicitly extracts node relationships at different hops to generate multiple graph samples, each maintaining consistent internal link semantics: positive, negative, and topological, segregating the mixed relationships in the original signed graphs.

According to balance theory, a balanced path is defined as one where the number of negative links is even, while an unbalanced path has an odd number of negative links. If a source node and a target node have a balanced (unbalanced) path, they will have an explicit or implicit positive (negative) link (Derr, Ma, and Tang 2018). Formally, given the downstream signed graph \mathcal{G} with positive and negative adjacency matrix A^+ and A^- , the 1-hop positive and negative graph samples can be generated by selecting nodes' positive and negative neighbors respectively. Their adjacent matrix can be denoted as:

$$A_P^1 = A^+, A_N^1 = A^-. \quad (3)$$

Furthermore, we consider higher hops to capture global information. For k -hop ($k \geq 2$) graph samples, adding a negative link to a balanced path makes it unbalanced, while an unbalanced path with a negative link becomes balanced. Conversely, adding a positive link preserves the path's balance status, as shown in Fig. 2. Thus, the adjacency matrices of k -hop positive (negative) graph sample are calculated by:

$$A_P^k = I(A_P^{k-1}A_P^1 + A_N^{k-1}A_N^1), \quad (4)$$

$$A_N^k = I(A_P^{k-1}A_N^1 + A_N^{k-1}A_P^1), \quad (5)$$

where $I(\cdot)$ denotes setting to non-zero elements to 1. In this way, we explicitly extract the connections between nodes and their 1 to k hop neighbors and generate k positive and k negative graph samples where links represent only positive and negative relationships respectively.

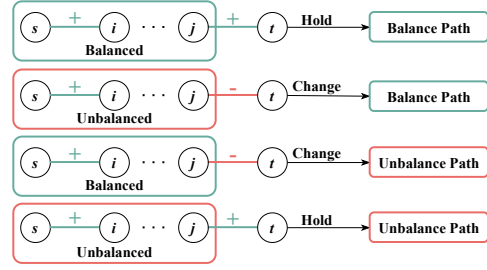


Figure 2: Balanced and unbalanced paths in signed graphs

For simplicity, we refer to the set of positive samples as the positive channel and the set of negative samples as the negative channel, which is denoted as:

$$\mathcal{G}_P = \{\mathcal{G}_P^1, \dots, \mathcal{G}_P^k : \mathcal{G}_P^i = (X, A_P^i) \text{ and } 1 \leq i \leq k\}, \quad (6)$$

$$\mathcal{G}_N = \{\mathcal{G}_N^1, \dots, \mathcal{G}_N^k : \mathcal{G}_N^i = (X, A_N^i) \text{ and } 1 \leq i \leq k\}. \quad (7)$$

Additionally, to preserve the original graph topology, we mask the link signs in the downstream signed graph and convert it to an unsigned sample in the topological channel. In this channel, links represent only the connection between nodes, which is denoted as:

$$\mathcal{G}_T = (X, A^+ \cup A^-). \quad (8)$$

Overall, the graph template segregates the downstream signed graph into multiple samples across three channels. Each channel represents a consistent link semantics: positive, negative, and topological, denoted as $\mathcal{S} = \{P, N, T\}$. This process is represented as $\mathcal{GT}(\mathcal{G}) = \{\mathcal{G}_P, \mathcal{G}_N, \mathcal{G}_T\}$.

Task Template. The task template converts the downstream link sign prediction and node classification tasks to the same form used in the pre-training link prediction.

- **Link Prediction (LP):** Given an pre-training unsigned graph and a node triplet (v, a, b) , there exists a link between v and a , whereas v and b are not connected. With the optimization objective in Equation 2, the model is expected to predict higher similarities for linked node pairs compared to unlinked ones, which is denoted as:

$$\text{Sim}(h_v, h_a) > \text{Sim}(h_v, h_b). \quad (9)$$

- **Link Sign Prediction (LSP):** Given a downstream signed graph with two link sign classes $C = \{P, N\}$, we introduce two prototypes into the link embedding space for each link label class. Their embeddings are defined as $E = [e_P, e_N] \in \mathbb{R}^{2 \times 2d_{\text{out}}}$. Here, we use the concatenation of the embeddings of node v and node u in the queried link as the link embedding (Derr, Ma, and Tang 2018; Shu et al. 2021), which is denoted as $e_{(v,u)} = [h_v || h_u]$. Then, the model predicts the link sign by selecting the prototype that has the highest similarity to the queried link:

$$c_{(v,u)} = \arg \max_{c \in \{P, N\}} \text{Sim}(e_{(v,u)}, e_c). \quad (10)$$

- **Node Classification (NC):** Given a downstream signed graph with m node classes $C = \{c_1, \dots, c_m\}$, we adopt m class prototypes in the graph. Their embeddings are defined as $E = [e_{c_1}, \dots, e_{c_m}] \in \mathbb{R}^{m \times d_{\text{out}}}$. Subsequently, a node can be classified by selecting the class prototype with the highest similarity:

$$c_v = \arg \max_{c_i \in C} \text{Sim}(h_v, e_{c_i}). \quad (11)$$

4.4 Prompt Design

Feature Prompt. With the task template, we have unified the forms of pre-training and downstream tasks. However, due to the inherently different natures of these tasks, they may emphasize different aspects of input features (Yu et al. 2024a). To bridge the gap, we design a feature prompt that involves adding token vectors to modify the input node features before the GNN encoding process, thereby aligning the downstream input space with that of the pre-training.

For the downstream signed graph, we assume that we obtain graph samples of three channels via the graph template $\mathcal{GT}(\mathcal{G})$. Based on the observation that the feature aggregation process in GNNs may emphasize distinct feature facets for each type of link semantics (Shu et al. 2021; Huang et al. 2021), we tailored a feature prompt for each type of link semantics. Formally, for each type of link semantics $s \in \mathcal{S}$, we employ a feature prompt P_s consisting of r independent basis vectors. Each basis vector has the same dimension of d_{in} as the input node features. The feature prompt \mathcal{P} is denoted as:

$$\mathcal{P} = \{P_s | s \in \mathcal{S}\}, \mathcal{P}_s = \{p_s^1, \dots, p_s^r\}. \quad (12)$$

For each node v in the graph sample \mathcal{G}_s^i , we add the attentive aggregation of the prompt basis in P_s to its input feature x . Then the prompted feature x_s^i can be obtained by:

$$x_s^i = x + \sum_{j=1}^r \alpha_s^j \cdot p_s^j, \quad (13)$$

$$\alpha_s^j = \frac{\exp((q_s^j)^\top x)}{\sum_{t=1}^r \exp((q_s^t)^\top x)}, \quad (14)$$

where q_s^j is the learnable linear projection head for the prompt basis p_s^j to calculate the attention weight. Subsequently, we pass prompted node features of each graph sample \mathcal{G}_s^i , represented as X_s^i , to the pre-trained unsigned GNN model to obtain the prompted node embedding matrix: $H_s^i = f_\theta^{\text{pre}}(\mathcal{G}_s^i, X_s^i)$.

As downstream tasks may emphasize information from different levels, i.e., the local structure contained from closer neighbors or global information from further nodes, we utilize a learnable hop-wise coefficient $w_s \in \mathbb{R}^{1 \times K}$ for both positive and negative channels to fuse the prompted embeddings of graph samples with different hops. The fused embeddings of positive and negative channels are represented as:

$$H_P = \sum_{i=1}^k w_P^i H_P^i, H_N = \sum_{i=1}^k w_N^i H_N^i. \quad (15)$$

As we do not extract multi-hop relationships for the graph sample in the topological channel, we pass its prompted

node features X_T to the GNN and only use the prompted embedding $H_T = f_\theta^{\text{pre}}(\mathcal{G}_T, X_T)$ as the embedding of the topological channel.

Semantic prompt. Given the embeddings of three channels, the semantic prompt is designed to aggregate these embeddings according to the needs of the downstream tasks. To achieve the objective, a straightforward approach is to concatenate their embeddings. However, such aggregation might not effectively capture the varying importance of different channels for the downstream tasks, as it assumes that all channels contribute equally. To address the problem, we adopt an adapter as the semantic prompt.

Formally, an adapter includes a down projection $\mathbf{W}_{\text{down}} : \mathbb{R}^{3d_{\text{in}}} \rightarrow \mathbb{R}^{d_{\text{mid}}}$, a ReLU activation function, and an up projection $\mathbf{W}_{\text{up}} : \mathbb{R}^{d_{\text{mid}}} \rightarrow \mathbb{R}^{d_{\text{out}}}$. To reduce the learnable parameters, the mid-dimension d_{mid} is usually set to a small number as a bottleneck. With the adapter, the integrated node embedding matrix is calculated as follows:

$$E = H_T + \text{BN}(\mathbf{W}_{\text{up}}(\text{ReLU}(\mathbf{W}_{\text{down}}(H_T || H_P || H_N)))), \quad (16)$$

where BN denotes batch normalization. The addition of H_T to the output of the adapter serves a dual purpose. First, H_T preserves the topology without the influence of link signs, providing a neutral representation that captures the graph structure (Perozzi, Al-Rfou, and Skiena 2014). It is then enriched by the adapter’s integration of the semantic channels. Second, this addition acts as a part of a residual network, which helps to prevent gradient vanishing.

While more complex prompts, such as a learnable linear transformation matrix or an attention layer, can be alternatives. In few-shot scenarios, prompt designs with fewer parameters are generally preferred due to their lower tuning difficulties and better generalization abilities (Yu et al. 2024b). Therefore, we adopt the adapter here for its lightweight nature and tuning efficiency.

Prompt tuning. Given the training set $\mathcal{D}_{\text{down}} = \{(x_1, y_1), (x_2, y_2), \dots\}$, where each x_i can be either a node or a linked node pair instance, and y_i is its corresponding label from the task label set Y . With the parameters of pre-trained GNNs frozen, the prompts are optimized by minimizing the loss function $\mathcal{L}_{\text{down}} =$

$$- \sum_{(x_i, y_i) \in \mathcal{D}_{\text{down}}} \ln \frac{\exp(\text{Sim}(e_{x_i}, e_{y_i}))}{\sum_{c \in Y} \exp(\text{Sim}(e_{x_i}, e_{y_c}))}, \quad (17)$$

where e_{x_i} can be either the node or link embedding, and e_{y_c} is the embedding of the class prototype.

5 Experiments

5.1 Experimental Setup

Datasets. We conduct experiments on widely used publicly available signed graph datasets, including Bitcoin-Alpha, Bitcoin-OTC, Slashdot, Epinions, Wikipedia-RfA, Wikipedia-Elec, and Wikipedia-Editor. Details of these datasets can be found in Appendix A.

Baselines. We compare SGPT with other state-of-the-art approaches from the following four categories. More details about baselines can be found in Appendix B.

Methods		Link Sign Prediction				Node Classification		
		Bit-Alpha	Bit-Otc	Epinions	Slashdot	WikiElec	WikiRfA	WikiEditor
GNN	GCN	71.28±1.39	70.77±2.34	74.12±0.73	55.48±1.54	68.70±10.59	62.77±17.74	52.50±2.24
	GAT	67.25±2.44	73.04±1.30	68.78±2.99	56.16±1.83	51.11± 8.56	56.64± 3.78	48.92±4.14
SGNN	SGCN	66.87±1.95	65.17±1.78	68.51±1.75	57.79±1.06	51.06± 1.52	51.03± 0.68	48.51±0.66
	SDGNN	74.48±1.54	72.69±2.52	71.62±0.90	54.15±1.08	56.85±18.52	54.15± 4.19	50.39± 1.61
FT	LinkPred	73.29±2.17	73.41±1.70	78.47±0.40	57.25±1.34	49.68±23.85	51.53±22.62	49.03±6.22
	GraphCL	69.59±3.43	71.57±4.01	69.43±5.46	60.04±1.79	63.66±19.24	60.18±13.74	52.44±7.54
GPT	GraphPrompt	61.27±2.36	63.53±2.65	71.26±0.62	53.03±2.37	53.69± 8.67	47.85± 6.10	45.54±8.17
	GPF	70.52±1.43	69.65±1.08	77.45±0.65	56.42±1.31	70.14±25.64	52.71±22.99	52.61±5.28
Ours	SGPT	76.08±1.24	75.77±1.64	84.88±0.54	64.74±4.41	78.92±7.44	65.93±16.75	54.17±5.51

Table 1: Performance on LSP and NC in ROC-AUC score (% , mean±std). The best performance is bolded.

- Supervised GNNs (**GNN**): GCN (Niepert, Ahmed, and Kutzkov 2016) and GAT (Veličković et al. 2018);
- Supervised SGNNs (**SGNN**): SGCN (Derr, Ma, and Tang 2018) and SDGNN (Huang et al. 2021);
- GNNs with “pre-train and fine-tune” (**FT**): Link Prediction (Hu et al. 2020) and GraphCL (You et al. 2021);
- GNNs with “pre-train and prompt-tune” (**GPT**): GraphPrompt (Liu et al. 2023) and GPF (Sun et al. 2022a).

Implementations. We conduct few-shot LSP and NC following the experimental setting in previous studies (Sun et al. 2023; Yu et al. 2024a). For each approach, we randomly generate 100 tasks and use the average ROC-AUC score for evaluation. To ensure a fair comparison regarding parameter sizes across different methods, we use the same layer size and hidden dimensions for all GNN models. For unsigned approaches, we mask the link signs to conduct message-passing and use task-specific labels in the training set only for supervision. For SGPT, we use 2 hops to generate graph samples. Further details on parameters and implementation details, including the experiment code, can be found in Appendix C.

5.2 Performance Evaluation

For methods that involve pre-trained GNNs, we use GCN as the pre-training backbone and set the shot number to 1 and 100 for NC and LSP tasks, respectively. Subsequently, we vary the shot number to analyze the performance trend. Afterward, we change the pre-training GNN backbones to evaluate the models’ flexibility.

Performance with few-shot setting. We present the model performance in ROC-AUC score for NC and LSP tasks in Table 1. Based on the results, we make the following observations: (1) Most supervised GNNs and SGNNs struggle to achieve optimal performance on both LSP and NC tasks, primarily due to the limited label supervision in the few-shot setting. In contrast, SGPT leverages transferable knowledge learned from the pre-training task and adapts the pre-trained model to different downstream tasks effectively even when the task-specific labels are limited. (2) For LSP tasks, LinkPred achieves better results compared to GraphCL. This

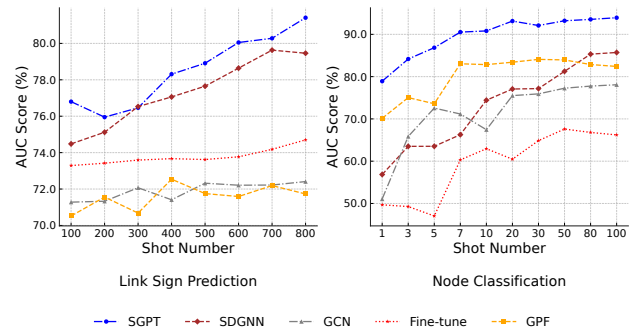


Figure 3: Performance trend in ROC-AUC score with varying training shots on LSP and NC tasks.

is because LinkPred focuses on understanding the interactions between two nodes, which aligns closely with the objective of the downstream LSP. On the other hand, GraphCL is more effective in NC tasks as it captures the position of nodes within the entire graph; such global features are essential for node classification. This shows that it is crucial to carefully select a pre-training approach that is well-aligned with the target task to ensure optimal performance. (3) SGPT outperforms all baselines across selected datasets. Unlike the fine-tuning methods, SGPT effectively bridges the task gaps via the task template and the feature prompt. Compared to GraphPrompt and GPF, SGPT utilizes the link sign information and reduces the graph type divergence via graph template, achieving better performance.

Performance with different shots. To further investigate the impacts of supervision shots, we evaluate the model performance with different shots on both NC and LSP tasks. We report the model performance in terms of ROC-AUC score against competitive baselines in each category on WikipediaRfA for NC and Bitcoin-Alpha for LSP in Fig. 3. See Appendix D for other datasets. We can find that SGPT outperforms other baselines on both tasks when the training shots are limited, and it exhibits competitive and stable performance as the training number increases, which demonstrates

Task	Dataset	GCN				GAT				GIN			
		Supervised	FT	GPF	SGPT	Supervised	FT	GPF	SGPT	Supervised	FT	GPF	SGPT
LSP	Bitcoin-Alpha	71.28	73.29	70.52	76.08	67.25	72.05	66.46	72.95	70.77	72.79	69.00	75.85
	Bitcoin-Otc	70.77	73.41	69.65	75.77	73.04	74.10	70.11	73.34	73.90	75.93	71.63	76.07
	Epinions	74.12	78.47	77.45	84.88	68.78	71.69	68.09	78.14	70.78	74.80	68.02	78.36
	Slashdot	55.48	57.25	56.42	64.74	56.16	55.73	56.42	59.55	61.15	63.20	60.78	66.86
NC	WikiElec	68.70	49.68	70.14	78.92	51.11	57.56	52.09	65.62	44.72	64.61	48.56	69.49
	WikiRfA	62.77	51.53	52.71	65.93	52.47	54.18	49.36	55.68	45.46	53.53	50.83	54.35
	WikiEditor	52.50	49.03	52.61	54.17	48.92	46.37	53.06	57.41	43.52	48.62	42.83	57.41

Table 2: Performance with different pre-trained GNN backbones in ROC-AUC (%). The best performance is bolded.

Methods	Task Template	Graph Template	Feature Prompt	Semantic Prompt	LSP				NC		
					Bit-Alpha	Bit-Otc	Epinions	Slashdot	WikiElec	WikiRfA	WikiEditor
Variant-1	✓	-	-	-	63.60	62.07	72.99	54.36	59.00	60.15	50.32
Variant-2	✓	✓	-	-	65.13	63.15	73.79	54.89	71.78	57.74	50.98
Variant-3	✓	✓	✓	-	71.16	63.55	73.62	55.18	71.61	60.83	50.41
SGPT	✓	✓	✓	✓	76.08	75.77	84.88	64.74	78.92	65.93	54.17

Table 3: Performance of variants used in the ablation study in ROC-AUC score (%). The best performance is bolded.

the effectiveness of our method.

Performance with different GNN backbones. We also assess the flexibility of SGPT with different pre-trained GNN backbones. We use LP to pre-train GCN, GAT, and GIN and then use them as backbones. The shot number is set to 1 and 100 for NC and LSP tasks, respectively. We compare SGPT with Supervised training (Supervised), fine-tuning (FT), and GPF, and report the performance in ROC-AUC score in Table 2. It can be observed that SGPT outperforms all other methods regardless of used GNN backbones, indicating that SGPT is flexible with pre-trained GNN backbones.

Ablation Study. To assess the contribution of each component in SGPT, we compare the performance of SGPT against four variants, each lacking a different component in our design. As the task template is the basis of graph prompting, we use it for all the variants. Based on the results presented in Table 3, we make the following observations: (1) Variant-3 removes the semantic prompt and adds the embedding from three channels as the final representation. The absence of the semantic prompt significantly impacts the model’s performance, which indicates the importance of adaptively integrating semantic information tailored to the specific requirements of different tasks. (2) Variant-2 further removes the feature prompt. The model performance declines on most datasets, demonstrating the necessity of aligning the feature space. (3) Variant-1 only retains the task template and does not address the divergence in graph types. This variant performs the poorest, demonstrating the effectiveness of the graph templates.

Efficiency Analysis. We compare the tunable parameters of SGPT with those of other baselines, as depicted in Fig. 4. When label availability is restricted, models with fewer tunable parameters are preferred for training stability and generalization ability. SGPT has fewer tunable parameters yet

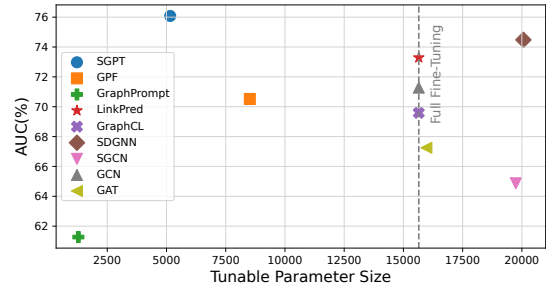


Figure 4: AUC-ROC Scores of LSP on Bitcoin-Alpha dataset against the tunable parameter sizes of different models.

can achieve the highest downstream performance compared to other baselines, demonstrating both the effectiveness and efficiency of our design.

6 Conclusions

In this paper, we address the challenge of prompt tuning pre-trained GNNs for few-shot signed graph tasks. We propose Signed Graph Prompt Tuning (SGPT) to bridge the gaps caused by the graph-level and task-level divergence between pre-training and downstream phases. Specifically, we design a graph template and a task template to unify the graph types and task forms across two phases. Moreover, we propose a feature prompt and a semantic prompt to align the downstream feature space with that of the pre-training task and integrate the downstream semantic information adaptively. Finally, comprehensive experiments on popular signed graph datasets demonstrate the effectiveness and flexibility of SGPT.

References

- Derr, T.; Ma, Y.; and Tang, J. 2018. Signed graph convolutional networks. In *2018 IEEE International Conference on Data Mining (ICDM)*, 929–934. IEEE.
- Fang, T.; Zhang, Y.; Yang, Y.; Wang, C.; and Chen, L. 2024. Universal prompt tuning for graph neural networks. *Advances in Neural Information Processing Systems*, 36.
- Grover, A.; and Leskovec, J. 2016. node2vec: Scalable feature learning for networks. In *Proceedings of the 22nd ACM SIGKDD international conference on Knowledge discovery and data mining*, 855–864.
- Heider, F. 1946. Attitudes and cognitive organization. *The Journal of psychology*, 21(1): 107–112.
- Hu, W.; Liu, B.; Gomes, J.; Zitnik, M.; Liang, P.; Pande, V.; and Leskovec, J. 2020. Strategies For Pre-training Graph Neural Networks. In *International Conference on Learning Representations (ICLR)*.
- Huang, J.; Shen, H.; Hou, L.; and Cheng, X. 2019. Signed graph attention networks. In *Artificial Neural Networks and Machine Learning–ICANN 2019: Workshop and Special Sessions: 28th International Conference on Artificial Neural Networks, Munich, Germany, September 17–19, 2019, Proceedings 28*, 566–577. Springer.
- Huang, J.; Shen, H.; Hou, L.; and Cheng, X. 2021. SDGNN: Learning node representation for signed directed networks. In *Proceedings of the AAAI conference on artificial intelligence*, 196–203.
- Li, Y.; Qu, M.; Tang, J.; and Chang, Y. 2023. Signed Laplacian graph neural networks. In *Proceedings of the AAAI conference on artificial intelligence*, 4444–4452.
- Liu, H.; Zhang, Z.; Cui, P.; Zhang, Y.; Cui, Q.; Liu, J.; and Zhu, W. 2021. Signed graph neural network with latent groups. In *Proceedings of the 27th ACM SIGKDD conference on knowledge discovery & data mining*, 1066–1075.
- Liu, Z.; Yu, X.; Fang, Y.; and Zhang, X. 2023. Graphprompt: Unifying pre-training and downstream tasks for graph neural networks. In *Proceedings of the ACM Web Conference 2023*, 417–428.
- McPherson, M.; Smith-Lovin, L.; and Cook, J. M. 2001. Birds of a feather: Homophily in social networks. *Annual review of sociology*, 27(1): 415–444.
- Mercado, P.; Bosch, J.; and Stoll, M. 2020. Node classification for signed social networks using diffuse interface methods. In *Machine Learning and Knowledge Discovery in Databases: European Conference, ECML PKDD 2019, Würzburg, Germany, September 16–20, 2019, Proceedings, Part I*, 524–540. Springer.
- Niepert, M.; Ahmed, M.; and Kutzkov, K. 2016. Learning convolutional neural networks for graphs. In *International conference on machine learning*, 2014–2023. PMLR.
- Perozzi, B.; Al-Rfou, R.; and Skiena, S. 2014. Deepwalk: Online learning of social representations. In *Proceedings of the 20th ACM SIGKDD international conference on Knowledge discovery and data mining*, 701–710.
- Shu, L.; Du, E.; Chang, Y.; Chen, C.; Zheng, Z.; Xing, X.; and Shen, S. 2021. Sgcl: Contrastive representation learning for signed graphs. In *Proceedings of the 30th ACM International Conference on Information & Knowledge Management*, 1671–1680.
- Sun, M.; Zhou, K.; He, X.; Wang, Y.; and Wang, X. 2022a. Gppt: Graph pre-training and prompt tuning to generalize graph neural networks. In *Proceedings of the 28th ACM SIGKDD Conference on Knowledge Discovery and Data Mining*, 1717–1727.
- Sun, R.; Chen, C.; Wang, X.; Zhang, Y.; and Wang, X. 2022b. Stable Community Detection in Signed Social Networks. *IEEE Trans. Knowl. Data Eng.*, 34(10): 5051–5055.
- Sun, X.; Cheng, H.; Li, J.; Liu, B.; and Guan, J. 2023. All in one: Multi-task prompting for graph neural networks. In *Proceedings of the 29th ACM SIGKDD Conference on Knowledge Discovery and Data Mining*, 2120–2131.
- Tang, J.; Aggarwal, C.; and Liu, H. 2016. Node classification in signed social networks. In *Proceedings of the 2016 SIAM international conference on data mining*, 54–62. SIAM.
- Tang, J.; Chang, Y.; Aggarwal, C.; and Liu, H. 2016. A survey of signed network mining in social media. *ACM Computing Surveys (CSUR)*, 49(3): 1–37.
- Veličković, P.; Cucurull, G.; Casanova, A.; Romero, A.; Liò, P.; and Bengio, Y. 2018. Graph Attention Networks. In *International Conference on Learning Representations*.
- You, Y.; Chen, T.; Shen, Y.; and Wang, Z. 2021. Graph contrastive learning automated. In *International Conference on Machine Learning*, 12121–12132. PMLR.
- Yu, X.; Fang, Y.; Liu, Z.; and Zhang, X. 2024a. Hgprompt: Bridging homogeneous and heterogeneous graphs for few-shot prompt learning. In *Proceedings of the AAAI Conference on Artificial Intelligence*, 16578–16586.
- Yu, X.; Liu, Z.; Fang, Y.; Liu, Z.; Chen, S.; and Zhang, X. 2024b. Generalized graph prompt: Toward a unification of pre-training and downstream tasks on graphs. *IEEE Transactions on Knowledge and Data Engineering*.
- Zhang, M.; and Chen, Y. 2018. Link prediction based on graph neural networks. *Advances in neural information processing systems*, 31.
- Zhang, Z.; Liu, J.; Zhao, K.; Yang, S.; Zheng, X.; and Wang, Y. 2023. Contrastive learning for signed bipartite graphs. In *Proceedings of the 46th International ACM SIGIR Conference on Research and Development in Information Retrieval*, 1629–1638.
- Zhang, Z.; Zhao, P.; Li, X.; Liu, J.; Zhang, X.; Huang, J.; and Zhu, X. 2024. Signed Graph Representation Learning: A Survey. *arXiv preprint arXiv:2402.15980*.