



Cultural Palette: Pluralising Culture Alignment via Multi-agent Palette

Jiahao Yuan¹, Zixiang Di¹, Shangzixin Zhao², Usman Naseem³

¹East China Normal University

²University of Shanghai for Science and Technology

³Macquarie University

51275900024@stu.ecnu.edu.cn, 51265901113@stu.ecnu.edu.cn,
2135061508@st.usst.edu.cn, usman.naseem@mq.edu.au

Abstract

Large language models (LLMs) face challenges in aligning with diverse cultural values despite their remarkable performance in generation, which stems from inherent monocultural biases and difficulties in capturing nuanced cultural semantics. Existing methods struggle to adapt to unknown culture after fine-tuning. Inspired by cultural geography across five continents, we propose *Cultural Palette*, a multi-agent framework that redefines cultural alignment as an adaptive "color-blending" process for country-specific adaptation. Our approach harnesses cultural geography across five continents (Africa, America, Asia, Europe, Oceania) through three key steps: First, we synthesize the *Pentachromatic Cultural Palette Dataset* using GPT-4o, refining continental-level dialogues with Hofstede's cultural dimensions to establish foundational cultural representations. Second, five continent-level alignment agents form specialized cultural communities that generate region-specific draft responses. Third, a Meta Agent employs *Cultural MoErges* to dynamically blend these cultural "colors" through attention-gated parameter merging, akin to mixing pigments on a palette, resolving conflicts while preserving cultural nuances to produce the final culturally-aligned response. Extensive experiments across various countries demonstrate that *Cultural Palette* surpasses existing baselines in cultural alignment.

1 Introduction

Large Language Models (LLMs), such as GPT-4 (Achiam et al., 2023), have shown remarkable performance in aligning with human values for real-world applications by incorporating diverse perspectives (Han et al., 2024; Sorensen et al., 2024a) and preferences (Ouyang et al., 2022; Chen et al., 2024) through specific fine-tuning and alignment techniques (Hu et al.; Ouyang et al., 2022). However, alignment with human values is predominantly influenced by pluralistic, multicultural fac-

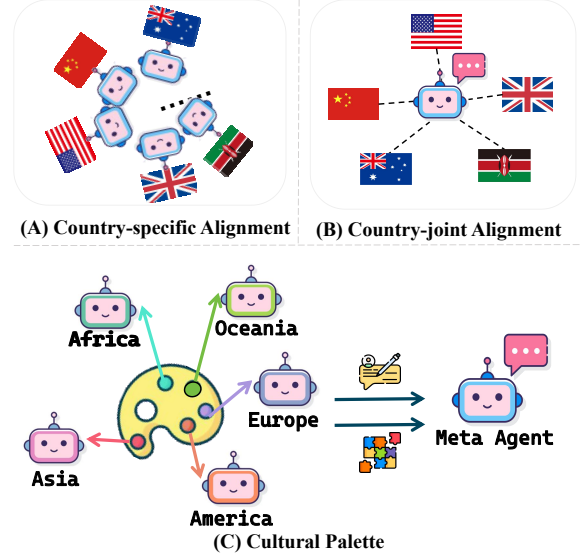


Figure 1: Comparison between (A) country-specific alignment (Li et al., 2024a,b; Shi et al., 2024; Feng et al., 2024), (B) country-joint alignment (Li et al., 2024c,a) and (C) Cultural Palette.

tors including traditions, societal norms and more (Li et al., 2024b; Feng et al., 2024), especially in our multicultural society, necessitating LLMs to perceive cross-cultural differences and reflect pluralistic feedback (Sorensen et al., 2024b; Feng et al., 2024) to avoid mono-cultural bias (Shi et al., 2024) risked by mere RLHF (Ouyang et al., 2022; Ryan et al., 2024). Early studies primarily involves collecting cultural data corpora for fine-tuning to enhance cultural-awareness in LLMs (Chan et al., 2023; Lin et al., 2024; Kirk et al., 2024), while extremely time-consuming.

Recent research has explored two primary approaches to integrating cultural elements into LLMs: (i) **multi-culture data composition for alignment**, which simulates social surveys to synthesize culture-specific corpora (Achiam et al., 2023; Li et al., 2024b; Shi et al., 2024), cultural value preference choices (Li et al., 2024a; Xu

et al., 2024) seeded from the World Values Survey (WVS) (Haerpfner et al., 2022) or PRISM dataset (Kirk et al., 2024) collecting preferences for LLMs responses across cultural regions for fine-tuning and alignment training, which is limited by underrepresented cultures and may lead to overfitting and value leakage from the WVS benchmark (Zhou et al., 2023). (ii) **multi-culture community mechanisms**, which leverage pluralistic feedback among multi-agent (Sorensen et al., 2024b; Feng et al., 2024; Lake et al.) yet struggles with unseen cultures (Feng et al., 2024). In summary, pluralistic cultural alignment for LLMs encounters three major limitations: (1) Existing alignment techniques like RLHF (Ouyang et al., 2022; Hong et al., 2024) often neglect intersectional identities and marginalized viewpoints between countries instead of among community, limiting the models’ ability to provide culturally inclusive outputs. (2) Existing datasets for pluralistic cultural alignment mainly synthesize multiple-choice questions for cultural preference seeded from WVS benchmark for fine-tuning, lacking cultural dialogues needed for nuanced understanding. (3) Cultural norms evolve over time, but current methods lack effective paradigms to adapt to such fluidity. Requiring fine-tuning on country-specific corpora (Li et al., 2024a; Xu et al., 2024) to construct cultural community (Sorensen et al., 2024b; Feng et al., 2024) leads to inflexibility and limited practicality (Feng et al., 2024; Xu et al., 2024).

To address above limitations, we propose *Cultural Palette*, a framework integrating the core cultural "colors" of five continents¹ (Crang, 2013), collectively forming a palette that symbolizes global cultural diversity via multi-agent coordination grounded on **cultural geography findings that culture differences among global countries are profoundly shaped by geographical influences within cultural evolution and spread across five continents** (Crang, 2013). As depicted in Figure 1, *Cultural Palette* first generate cultural dialogues based on the *PRISM* dataset (Kirk et al., 2024) for purifying responses representing the cultural characteristics of five continents (§3) under Hofstede’s cultural dimensions (Insights, 2021) for perceiving culture differences (Hofstede, 2009), conceptualized as primary colors for cultural alignment (§4.1) and then coloring five continent cul-

tures to form a multi-agent cultural community (§4.2).

Our key contributions are as follows:

- To the best of our knowledge, we are the first to introduce a Cultural Palette by **reformulating alignment as a dynamic blending process** through *Cultural MoErges*, outperforming four country-specific and joint alignment methods.
- We present the **Pentachromatic Cultural Palette Dataset**, a diverse collection of cultural dialogues synthesized using LLMs and refined using Hofstede dimensions to capture cultural semantics across five continents.
- We propose a multi-agent framework, which enhances LLMs’ cultural sensitivity by **integrating five continent-level agents for drafting with a Meta Agent for country-aligned response**. Extensive evaluations across 18 countries show its superiority over five pluralistic alignment baselines.

2 Related Work

2.1 Pluralistic Cultural Alignment

Existing alignment techniques, such as DPO (Rafailov et al., 2024) and ORPO (Hong et al., 2024) guide LLMs to learn from preferred-signal data but do not account for cultural factors. To enhance pluralistic culture alignment in LLMs, existing researches focus on aligning with specific countries or values (Huang et al., 2024; Xu et al., 2024) via finetuning (Li et al., 2024a,b; Huang et al., 2024; Xu et al., 2024) and alignment (Kirk et al., 2024; Choenni and Shutova, 2024; Li et al.), yet remains constrained by reliance on inherent cultural values (Feng et al., 2024; Vamplew et al.). To alleviate the above dependencies, recent research leverages LLMs’ zero-shot capabilities (Kojima et al., 2022; Li et al., 2024b) for cultural alignment through multi-agent collaboration, introducing a cultural-aligned judger LLM to summarize community comments via Overton, steerable, and distributional modes (Sorensen et al., 2024b; Feng et al., 2024), while challenges persist in interacting with unseen culture (Feng et al., 2024).

To further address the complexities of cultural diversity, we propose a novel approach inspired by cultural evolution across five continents (Crang, 2013). By conceptualizing these continental cultures as fundamental colors on a palette, we in-

¹We adopt the five-continent definition from Buschmann and Nolde (2018): Africa, America, Asia, Europe, and Oceania

introduce a multi-agent framework integrated with a *Cultural MoErges* (Goddard et al., 2024) mechanism integrating semantic relationships at both continent and country levels to dynamically blend colors adapting to judging diverse cultural alignment and ensuring nuanced and context-aware response through multi-agent collaboration.

2.2 Data Synthesis for Cultural Datasets

Aligning LLMs for cultural pluralism—whether through fine-tuning (Achiam et al., 2023; Li et al., 2024a,b; Shi et al., 2024), alignment (Kirk et al., 2024; Choenni and Shutova, 2024; Li et al.), or agent-based approaches (Sorensen et al., 2024b; Feng et al., 2024)—requires extensive, culture-specific datasets. While existing datasets like PRISM (Kirk et al., 2024) collect user feedback on LLM responses across diverse countries, they primarily focus on preference ranking rather than generating culturally nuanced dialogues, limiting their utility for training models to understand implicit cultural norms (Chen et al., 2024). Recent studies have demonstrated that self-instruct (Wang et al., 2023) or multi-agent (Li et al., 2024a) can effectively synthesize culturally nuanced data through LLM-driven multi-step generation and refinement, including expanding datasets based on the World Values Survey (WVS) (Haerpfer et al., 2022) to study cultural dominance and alignment, with benchmarks such as CultureLLM (Li et al., 2024a), CulturePark (Li et al., 2024b), and CultureSPA (Xu et al., 2024). However, LLM-driven data synthesis, seeded from the WVS for multiple-choice data pairs, may introduce biases in cultural options and lead to value leakage from the WVS benchmark (Zheng et al., 2023; Zhou et al., 2023).

To overcome these limitations, we expanded Prism (Kirk et al., 2024) to cultural dialogues from five continents, creating *Pentachromatic Cultural Palette Dataset* (§3) through self-feedback contrastive aggregation of cultural differences.

2.3 Model Merging

A single LLM trained on a specific corpus encounters challenges, such as becoming trapped in local optima, which can impede its decision-making capabilities and restrict overall efficiency and versatility across diverse tasks (Lawson and Qureshi, 2024; Yang et al., 2024b). Existing studies have proposed collaborative strategies for merging multiple LLMs, including Task Arithmetic (Ilharco et al., 2023), Ties (Yadav et al., 2024), and Model

Stock (Jang et al., 2025), to enhance performance on complex tasks like decision-making (Lawson and Qureshi, 2024) or generation capability (Pourreza et al., 2024). More recently, MoErges (Goddard et al., 2024; Tang et al., 2024; Jiang et al., 2024) introduced an untrainable framework that integrates model merging with Mixture of Experts (MoE) architectures, where MoE multilayer perceptron (MLP) layers are initialized using task-specific model weights.

To assess the benefits of model merging for decision-making tasks within cultural communities, our work extends above efforts by comparing model merging with cultural joint training approach (Xu et al., 2024; Li et al., 2024a). and we use the palette theory to explain and validate our cultural-MoErges, which fosters country-level cultural pluralism from continent-level cultural palette.

3 Pentachromatic Cultural Palette Dataset

We contribute a Pentachromatic Cultural Palette dataset with the diverse cultural semantics and values across five continents in social dialogues.

Dataset Construction. Cultural differences in evolution across five continents (Crang, 2013) shape values and semantics in different countries. While existing datasets like PRISM (Kirk et al., 2024) collect preference rankings, they lack nuanced dialogues necessary for training models to understand context-specific norms. To address this, we propose a Pentachromatic Cultural Palette dataset, built from PRISM, to capture cultural nuances essential for reflecting the full diversity of cultural semantics in social dialogues.

Following (Li et al., 2024c), We enhance cultural richness through a multi-step data synthesis process powered by GPT-4o², utilizing user queries $\{Query_j\}_{j=1}^n$ from the PRISM dataset in a self-instruct (Wang et al., 2023) learning way which involves continent-aware responses, cross-continent feedback, and continent-specific aggregation. Each step is validated to ensure cultural relevance and prevent cross-cultural contradictions, with continuous self-refinement (Madaan et al., 2024) and finally get the Pentachromatic Cultural Palette Dataset³, represented

²We use the "2024-08-06" version of API.

³Please refer to Appendix A.1 for Prompting templates of our multi-step data synthesis process in detail, Appendix A.2 for the scale of our dataset, and Figure 3 for validating the

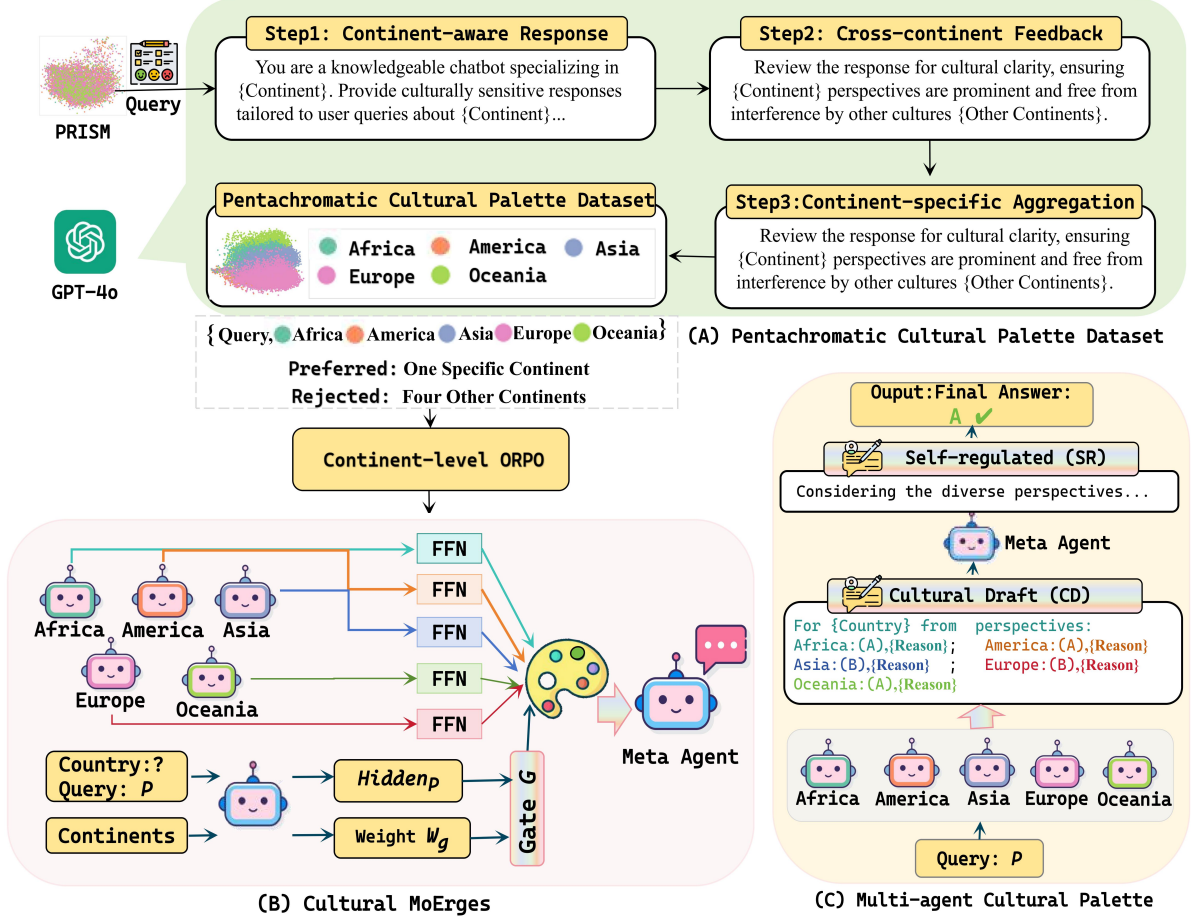


Figure 2: Architecture of Cultural Palette consisting of continent-level alignment on Pentachromatic Cultural Palette Dataset (§3), Cultural MoErges for Meta Agent (§4.1) and Multi-agent Cultural Palette (§4.2).

as $\{(Query_j, Response_j^{continent})\}_{j=1}^n$, where $continent \in \{Africa, Asia, Europe, America, Oceania\}$.

4 Multi-agent Cultural Palette

Following Wang et al. (2024), our multi-agent cultural palette encompasses a country-specific Meta Agent (§4.1) aggregating drafts from five continent-level cultural communities (§4.2).

4.1 Cultural Palette for Meta Agent

Joint/Merging Alignment. After constructing the Pentachromatic Cultural Palette dataset, we leverage it to perform continent-level alignment for LLMs as cultural decision-maker judge aligned with users, ensuring culturally relevant outputs tailored to diverse regions. Inspired by Li et al. (2024c), we introduce two alignment strategies to highlight the benefits of model merging for overall cultural pluralism. The first strategy, joint align-

rationality of the five continents as the base color.

ment, integrates all cultural dialogue data into a single LLM. The second strategy involves creating separate models for each culture, which are then merged into a unified LLM using separately various merging techniques including Ties (Yadav et al., 2024), Model Stock (Jang et al., 2025) and MoErges (Goddard et al., 2024; Tang et al., 2024; Jiang et al., 2024) to demonstrate that MoErges exhibits the greatest potential for cultural alignment (see Section 5.2).

Cultural MoErges (CM) for Meta Agent.

Inspired by MoErges (Goddard et al., 2024; Tang et al., 2024; Pourreza et al., 2024), we propose Cultural MoErges to integrate culturally diverse knowledge. We first train five continent-specific LLMs, denoted as $\mathcal{E}_{Group} = \{E_{Africa}, E_{Asia}, E_{Europe}, E_{America}, E_{Oceania}\}$, each specializing in the cultural contexts of its respective region. These models are then merged into a unified MoErges model LLM_{meta} by selectively integrating the expert-specific

feed-forward network (FFN) layers into a single basic LLM architecture and initializing a gating mechanism (Jiang et al., 2024) G with weight matrix W_g utilizing hidden representations from the self-attention sub-modules corresponding to continent names, facilitating a weighted sum of each continent-aligned expert’s outputs. Consequently, Cultural MoErges leverages diverse cultural knowledge by dynamically activating the relevant continent-level expert layers aligned with the user prompt without retraining. Specifically, given user prompts P , the basic LLM generates $hidden_P$, the output of LLM_{meta} , denoted as $Output_{meta}$, is formally defined as:

$$G(P) = \text{Softmax}(hidden_P \cdot W_g),$$

$$Output_{meta} = \sum_{C \in \mathcal{E}_{Group}} G(P) \cdot E_C(P). \quad (1)$$

where $E_C(P)$ are intermediate representations of continent-level expert.

4.2 Multi-agent Cultural Palette

As illustrated in Figure 2, multi-agent cultural palette consist of draft from community comments aligned with five continents, self-regulated aggregation and final decision from Meta Agent.

Stage 1: Cultural Draft (CD). Given a user prompt P including user country $Country$ and query Q , five continent-aligned LLMs $E_{Africa}, E_{Asia}, E_{Europe}, E_{America}, E_{Oceania}$ generate each comments from culturally distinct perspectives $Continent$ with prompt template P_{draft} like "You are a knowledge chatbot about {continent}. Select the most appropriate answer for the question {Q}, and provide a concise response that highlights {Country}’s unique culture, traditions, and history from a Continent perspective. If cultural conflicts arise, eliminate the irrelevant options.", contributing to the creation of the cultural draft $Draft$, formally:

$$Draft = \sum_{E \in \mathcal{E}_{Group}} Continent \oplus E(Q, P_{draft}). \quad (2)$$

Stage 2: Self-regulated Aggregation (SR). After collecting all cultural drafts from the five continental responses for a specific country, they are injected into LLM_{meta} ’s memory module. To avoid long context damaging the performance of LLM (Peng et al., 2023), inspired by self-regulated thinking (Nicol and Macfarlane-Dick, 2006), we employ

LLM_{meta} to distill the drafts and perform an aggregation that accurately represents the country’s unique cultural attributes to get comprehensive and concise cultural thinking, $Answer_{regulate}$, using the prompt template: "You are an expert cultural analyst tasked with synthesizing multiple cultural drafts about {Country} from diverse continental perspectives. Your objective is to create a comprehensive representation of {Country}’s unique cultural attributes, free from bias or stereotype."

Stage 3: Final Decision. After aggregating $Answer_{regulate}$ into the meta agent’s memory history, the final decision is made based on the memory module. LLM_{meta} analyzes the aggregated cultural attributes to provide a comprehensive and unbiased final response, $Answer_{final}$, to the user’s query using final decision prompt P_{final} like "You are a knowledgeable chatbot about {country}. Directly select the single most appropriate answer based on the question and memory { $Answer_{regulate}$ }." ensuring that the representation accurately reflects the country’s unique cultural identity.

$$Answer_{final} = LLM_{meta}(Answer_{regulate}, P_{final}) \quad (3)$$

5 Experiments

5.1 Models and Implementation

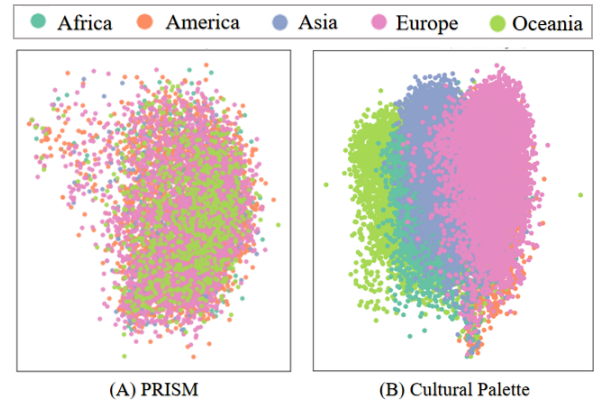


Figure 3: Comparative analysis of semantic representation on PRISM and Pentachromatic Cultural Patette Dataset Using Multilingual-MiniLM Encoding and PCA dimensionality reduction.

Data Synthesis. We utilized the original questions from the PRISM dataset (Kirk et al., 2024), which comprises 7,805 questions sourced from 75 birth countries. To achieve balanced representation, we augmented it by synthesizing 7,805 questions per continent, ensuring equal distribution among

five continents and resulting in a total of 39,025 question-answer pairs, with each continent having 31220 preference pairs derived from the interactions between every two continents. As shown in Figure 3, the PRISM dataset’s substantial distributional overlap across continents underscores its limitations in capturing cultural distinctions, posing challenges for modeling nuanced cultural segmentation and aligning with region-specific applications. In contrast, our Pentachromatic Cultural Palette dataset demonstrates superior clustering, with data points forming distinct, continent-specific groups that effectively model cultural uniqueness and enable more accurate, culturally aligned representations. The distribution of topics and continents are detailed in Appendix A.2.

Cultural Alignment. We conducted all experiments using Llama3.1-8B-Instruct (Dubey et al., 2024) and Qwen2.5-7b-Instruct (Yang et al., 2024a). Additionally, we employed five continent-specific alignments with ORPO, a parameter-efficient monolithic alignment method, (Hong et al., 2024) on our Pentachromatic Cultural Palette Dataset, utilizing MS-Swift (Zhao et al., 2024) for alignment⁴ and MergeKit (Goddard et al., 2024) for merging on two NVIDIA A100 GPUs.

5.2 Datasets and Tasks

Task 1: Cultural Alignment w/ NLI evaluation. To evaluate Cultural MoErges (§4) against alternative methods and alignment strategies, we assess LLMs’ ability to generate continent-level responses reflecting aligned cultural values and perspectives. We employ deberta-v3-large fine-tuned on Natural Language Inference (NLI) datasets from (Sileo, 2024) to compute the semantic-consistency alignment score $S_{semantic}$ between the values from the Cultural Palette test dataset, R_{gold} and LLM-generated responses R_{llm} , as follows:

$$S_{semantic} = \text{NLI}(R_{gold}, R_{llm}) \quad (4)$$

where NLI measures the semantic consistency between R_{gold} and R_{llm} , with higher scores indicating greater cultural alignment.

Task 2: Cultural Palette w/ GlobalOpinionQA. Following Feng et al. (2024); Xu et al. (2024), we compute alignment scores S_{align} for 18 countries⁵

⁴Please see Appendix B for experiment setting and alignment loss details.

⁵(1) America: USA (United States), CAN (Canada), BOL (Bolivia), BRA (Brazil); (2) Europe: GBR (United King-

dom), NLD (Netherlands), DEU (Germany), UKR (Ukraine); (3) Asia: CHN (China), RUS (Russia), IND (India), THA (Thailand); (4) Africa: KEN (Kenya), NGA (Nigeria), ETH (Ethiopia), ZWE (Zimbabwe); (5) Oceania: AUS (Australia), NZL (New Zealand).

$$S_{align} = \left(1 - \frac{1}{2} \text{KL}(P_{gen} \parallel M) - \frac{1}{2} \text{KL}(P_{gold} \parallel M) \right) \times 100\% \quad (5)$$

where M is the average distribution of P_{gen} and P_{gold} , and KL denotes the Kullback-Leibler divergence. A higher S_{align} indicates better cultural alignment between Cultural Palette and real-world survey.

5.3 Baselines

In our experiments, we first evaluated Cultural MoErges against four baseline alignment strategies: **(1) Prompting:** We promote cultural alignment by appending instructions like “You are a knowledgeable chatbot about {culture}”; **(2) Joint:** Following Xu et al. (2024), we implement culturally joint alignment with ORPO (Hong et al., 2024) for overall cultural LLM alignment; **(3) Tie:** Following Yadav et al. (2024), we merge LLMs among continent-specific models by resetting minor fine-tuned parameters, resolving sign conflicts, and merging parameters with consistent signs; **(4) Model Stock:** effectively integrate fine-tuned LLMs across continent-specific applications (Jang et al., 2025).

Subsequently, we compare Cultural Palette with four classical and latest baselines on Llama3.1-8B-Instruct (Dubey et al., 2024) and Qwen2.5-7b-Instruct (Yang et al., 2024a): **(1) Vanilla:** Following (Feng et al., 2024), we directly employ LLM to generate responses according to user queries without any modifications. **(2) Prompting:** We promote cultural pluralism by appending instructions like “considering cultural, historical, and nuanced context”. **(3) Joint:** Xu et al. (2024) implement joint cultural alignment for comprehensive LLM alignment with culture-aware prompting.

dom), NLD (Netherlands), DEU (Germany), UKR (Ukraine); (3) Asia: CHN (China), RUS (Russia), IND (India), THA (Thailand); (4) Africa: KEN (Kenya), NGA (Nigeria), ETH (Ethiopia), ZWE (Zimbabwe); (5) Oceania: AUS (Australia), NZL (New Zealand).

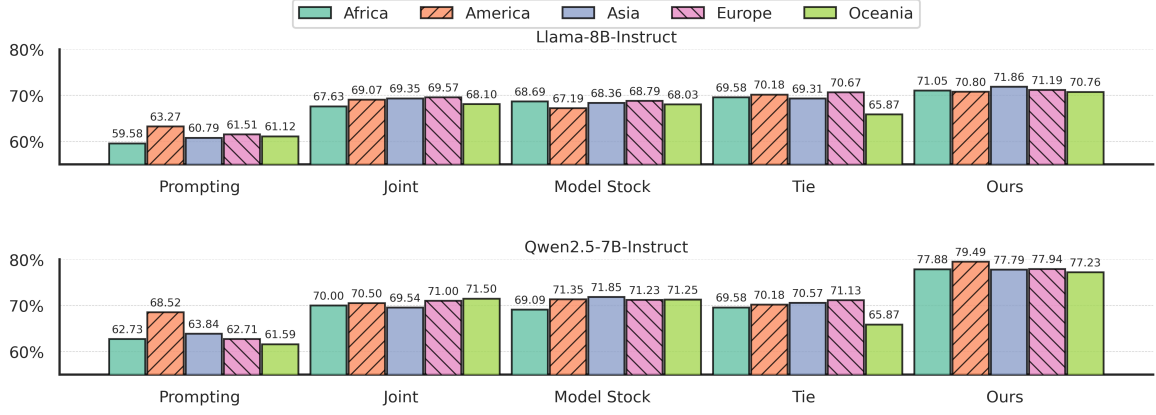


Figure 4: Comparison of semantic-consistency alignment score between our Cultural Palette and other methods (Prompting, Joint (Xu et al., 2024)) and merging strategies (Tie (Yadav et al., 2024) and Model Stock (Jang et al., 2025)) on Llama3.1-8B-Instruct (Dubey et al., 2024) and Qwen2.5-7b-Instruct (Yang et al., 2024a).

(3)**Mixture-of-Experts (MoE)**: User queries are matched to the best-suited community LM, which then generates culturally aligned responses. (4)**Modular**: Feng et al. (2024) proposed three forms of multi-agent collaboration, including Over-ton, steerable, and distributional modes following Sorensen et al. (2024b).

5.4 Main Result

Cultural Palette achieves superior alignment with continent-level values and perspectives. As depicted in Figure 4, our experimental results demonstrate that the Cultural Palette method consistently achieves the highest semantic-alignment scores across all continents, effectively addressing cultural biases present in baseline methods. Specifically, Prompting, while simple, exhibits limited capability to internalize nuanced cultural perspectives due to its reliance on pre-defined instructions, leading to comparatively lower alignment scores (e.g., 59.58% for Africa and 63.27% for America using Llama3.1-8B). The Joint method provides moderate improvements by integrating overarching cultural features but struggles with regional variability, as evidenced by a narrower performance range (e.g., 67.63% to 69.57%). Parameter-merging approaches, including Model Stock and Tie, show partial effectiveness in resolving parameter conflicts but are constrained by inconsistencies that limit alignment precision (e.g., 68.69% for Europe and 68.79% for Asia using Model Stock). In contrast, the Cultural Palette demonstrates substantial performance gains by leveraging targeted alignment, achieving the highest semantic consistency across continents (e.g., 71.86% for Asia and

71.05% for Africa using Llama3.1-8B). Similar trends are observed with Qwen2.5-7B, where Cultural Palette surpasses other methods, achieving alignment scores ranging from 77.88% to 79.49%, outperforming Joint by 1.5% to 3%, and minimizing cultural biases and advancing state-of-the-art alignment in LLMs. Case study for culture alignment is detailed in Table C.1.

Cultural Palette better aligned with real-world cultural distribution. As illustrated in Table 1, our model, **Cultural Palette**, outperforms all baseline models across both Llama3.1-8B-Instruct (Dubey et al., 2024) and Qwen2.5-7B-Instruct (Yang et al., 2024a) frameworks, showcasing significant enhancements in cultural alignment scores. Specifically, on Llama3.1-8B-Instruct, Cultural Palette achieves an average alignment score of **75.90**, surpassing the best baseline, **Modular**, which scores **73.82**, resulting in an improvement of approximately **2.82%** and further reflecting in regional performances with notable gains in Asia (**76.16** vs. **73.42**, **+3.73%**) and Africa (**75.41** vs. **71.63**, **+5.28%**), regions that previously exhibited lower alignment scores. Similarly, on Qwen2.5-7B-Instruct, Cultural Palette attains an average alignment score of **73.64**, significantly higher than **Modular**’s **69.51**, marking an impressive **5.94%** improvement. Regional analysis under this framework highlights substantial enhancements in America (**76.24** vs. **71.69**, **+6.35%**), Europe (**72.54** vs. **72.19**, **+0.48%**), and Asia (**73.86** vs. **71.65**, **+3.08%**), effectively addressing previous performance gaps in these regions. Case studies are detailed in Appendix C.2.

	America				Europe				Asia				Africa				Oceania		Avg
	USA	CAN	BOL	BRA	GBR	NLD	DEU	UKR	CHN	RUS	IND	THA	KEN	NGA	ETH	ZWE	AUS	NZL	
<i>Llama3.1-8B-Instruct</i>																			
Vanilla	67.81	65.46	66.46	66.88	59.21	64.30	63.95	59.13	62.76	62.72	66.18	63.01	67.54	66.80	67.31	58.22	64.17	55.68	63.76
Prompting	69.18	67.81	69.43	68.64	60.90	66.65	67.46	63.15	65.81	68.09	69.67	66.22	69.12	68.50	69.51	59.48	67.59	58.49	66.43
Joint	70.10	69.24	70.94	66.35	66.93	70.27	70.54	66.11	67.41	69.21	70.12	63.29	67.14	68.44	66.75	61.34	68.41	60.06	67.37
Moe	73.91	70.97	76.09	75.50	73.92	76.71	72.48	72.87	76.52	74.41	73.02	75.07	74.85	78.76	69.57	70.30	65.25	62.77	72.94
Modular	75.14	75.70	76.60	76.29	76.46	76.71	74.98	71.69	74.16	73.56	74.21	71.76	71.63	70.03	70.05	74.80	72.42	72.57	73.82
Ours	75.85	77.56	77.88	75.83	76.48	76.53	76.38	77.69	77.12	77.67	74.32	75.54	76.12	77.07	73.65	74.82	72.14	73.50	75.90
w/o CM	70.12	72.42	72.77	72.37	69.31	71.01	71.05	70.12	71.52	72.39	71.84	69.36	70.68	70.57	66.23	69.66	69.80	69.51	70.60
w/o CD	72.25	73.77	73.80	74.27	62.23	74.47	73.25	72.37	73.70	75.97	75.99	71.90	76.19	72.94	67.74	60.09	73.44	69.01	71.85
w/o SR	75.54	77.03	77.39	75.25	75.27	76.32	76.54	77.19	77.87	77.42	73.49	74.57	74.73	76.08	71.93	73.89	71.67	71.04	75.18
<i>Qwen2.5-7B-Instruct</i>																			
Vanilla	61.50	60.54	62.67	63.22	63.86	63.66	61.05	59.32	63.78	60.77	60.62	62.12	59.87	63.94	63.56	57.43	54.40	58.84	61.18
Prompting	63.18	63.80	63.48	64.76	64.77	64.52	61.86	62.75	64.99	61.42	61.35	62.20	61.60	63.15	61.39	56.77	52.05	54.44	61.58
Joint	69.18	67.81	69.43	68.64	60.90	66.65	67.46	63.15	65.81	68.09	69.67	66.22	69.12	68.50	69.51	59.48	67.59	58.49	66.43
Moe	73.56	72.59	74.31	71.07	70.96	68.47	68.93	66.76	68.67	68.14	66.15	68.65	66.17	69.51	70.63	65.99	70.51	65.49	69.25
Modular	72.64	68.03	72.43	73.66	69.21	71.21	72.78	75.57	73.01	74.79	66.62	72.19	69.44	70.32	62.04	70.52	57.58	59.09	69.51
Ours	75.50	73.92	78.83	76.71	69.77	70.89	73.91	75.58	73.46	76.09	72.87	73.02	76.51	74.51	70.30	69.25	74.85	69.57	73.64
w/o CM	68.79	67.46	69.63	68.93	62.97	66.19	69.48	68.56	68.83	68.01	69.26	66.57	67.45	66.77	62.74	65.47	66.87	67.16	67.29
w/o CD	72.62	68.22	68.52	71.35	49.30	64.55	71.96	72.77	71.79	74.86	73.98	63.07	69.95	72.50	62.86	46.48	68.05	58.67	66.75
w/o SR	72.45	70.84	72.78	72.62	67.36	69.24	71.83	72.05	73.68	74.26	73.06	70.25	72.11	73.30	72.53	74.24	69.85	68.05	71.69

Table 1: Comparison of culture alignment score between our Cultural Palette and baselines on Llama3.1-8B-Instruct (Dubey et al., 2024) and Qwen2.5-7b-Instruct (Yang et al., 2024a).

5.5 Ablation Study

As shown in Table 1, we conducted three ablation studies to assess the contributions of key components: (1) **w/o Cultural MoErges (CM)**: Removing the Cultural Merging mechanism for cross-cultural adaptation; (2) **w/o Cultural Draft (CD)**: Excluding the additionally cultural explanations across five continents; and (3) **w/o Self-regulate (SR)**: Eliminating the self-regulate to distill comments for final decision.

Impact of Cultural MoErges. Excluding **Cultural MoErges (CM)** results in noticeable declines across all regions. For Llama3.1-8B-Instruct, the Asia score drops from 76.16% to 75.41%, and Oceania decreases from 72.82% to 72.50%. Similarly, for Qwen2.5-7B-Instruct, Asia drops from 73.86% to 73.25%, and Oceania from 72.21% to 71.65%. These results highlight the significant role of Cultural MoErges in ensuring the model’s adaptability to diverse cultural contexts, especially in Asia and Oceania.

Impact of Cultural Draft. The removal of **Cultural Draft (CD)** leads to drops, particularly in regions with strong cultural differences. For Llama3.1-8B-Instruct, America decreases from 76.78% to 75.93%, and Europe from 76.77% to 74.96%. For Qwen2.5-7B-Instruct, America drops from 76.24% to 72.54%, and Oceania from 72.21% to 72.19%. This suggests that Cultural Draft is key to overall consider the model’s output for region-specific cultural alignment.

Impact of Self-regulate. Excluding **Self-regulate (SR)** results in slight performance drops across all regions. For Llama3.1-8B-Instruct, Asia decreases from 76.16% to 75.54%, and Oceania from 72.82% to 72.21%. For Qwen2.5-7B-Instruct, America drops from 76.24% to 75.33%, and Asia from 73.86% to 73.56%. These findings indicate that while Self-regulate provides incremental improvements, its absence has a relatively small impact compared to the removal of Cultural MoErges or Cultural Draft.

6 Conclusion

In this work, we introduce the Cultural Palette framework, a novel approach designed to enhance cultural alignment of LLMs conceptualizing the cultures of five continents as primary colors. We present the Pentachromatic Cultural Palette Dataset, which provides a comprehensive and diverse set of cultural dialogues, laying a solid foundation for training culturally aware LLMs. By integrating five continent-level agents for cultural drafts with a Meta Agent through *Cultural MoErges* mechanism for self-regulate aggregation, our framework dynamically adapts to diverse cultural contexts, significantly outperforming existing alignment techniques on continent-level cultural alignment and better alignment with real-world, country-level cultural distribution. Our research may inspire future studies on modeling diverse cultural alignment by leveraging continent-level agents to adapt to specific countries and their unique cultural contexts.

Limitations

Our Cultural Palette integrates the core cultural "colors" of five continents with a Meta Agent that blends these base colors into a unified multi-agent framework, symbolizing global cultural diversity (Crang, 2013). Extensive experiments and case studies show that our multi-agent framework enhances the cultural sensitivity and adaptability of LLMs. While the multi-agent setup introduces some computational complexity, as noted in (Feng et al., 2024), we have addressed this by implementing optimization techniques such as efficient alignment (Dao; Zhao et al., 2024) and inference (Kwon et al., 2023), effectively reducing computational burdens. As a result, our framework remains competitive with other cultural alignment techniques while ensuring better scalability. Additionally, We envision ongoing efforts to distill the framework's capabilities into smaller LLM variants, enabling more efficient deployment across a broader range of applications and devices.

Finally, as highlighted by (Xu et al., 2024; Feng et al., 2024), culture definition and cultural map division are inherently diverse and multifaceted. We validate our Cultural Palette with continent-to-country alignment based on continental cultural geography (Crang, 2013), offering a flexible framework that can be adapted to other cultural maps (Lechner and Boli, 2008; Inglehart and Welzel, 2010) and encouraging exploration of alternative cultural divisions to expand the applicability of our Cultural Palette 🌍.

Ethical Considerations

In this study, we use the PRISM (Kirk et al., 2024) as the source dataset for constructing Pentachromatic Cultural Palette Dataset, which is central to our analysis of cultural alignment in LLMs. Our utilization of this data adheres to established protocols and aligns with its intended purpose. While we aim to improve cultural alignment and reduce biases in LLMs, we acknowledge the potential risks of reinforcing stereotypes or misrepresenting cultures. To mitigate these risks, our dataset undergoes human ethics review after data synthesis, ensuring cultural fairness and ethical safety. Our goal is to promote a fair, inclusive, and pluralistic representation of cultural perspectives, while continuously addressing biases to enhance cultural fairness through our multi-agent review.

References

- Josh Achiam, Steven Adler, Sandhini Agarwal, Lama Ahmad, Ilge Akkaya, Florencia Leoni Aleman, Diogo Almeida, Janko Altschmidt, Sam Altman, Shyamal Anadkat, et al. 2023. Gpt-4 technical report. *arXiv preprint arXiv:2303.08774*.
- Rainer F Buschmann and Lance Nold. 2018. *The World's Oceans: Geography, History, and Environment*. Bloomsbury Publishing USA.
- Alex J Chan, José Luis Redondo García, Fabrizio Silvestri, Colm O'Donnell, and Konstantina Palla. 2023. Harmonizing global voices: Culturally-aware models for enhanced content moderation. *arXiv preprint arXiv:2312.02401*.
- Daiwei Chen, Yi Chen, Aniket Rege, and Ramya Korlakai Vinayak. 2024. Pal: Pluralistic alignment framework for learning from heterogeneous preferences. *arXiv preprint arXiv:2406.08469*.
- Rochelle Choenni and Ekaterina Shutova. 2024. Self-alignment: Improving alignment of cultural values in llms via in-context learning. *arXiv preprint arXiv:2408.16482*.
- Mike Crang. 2013. *Cultural geography*. Routledge.
- Tri Dao. Flashattention-2: Faster attention with better parallelism and work partitioning. In *The Twelfth International Conference on Learning Representations*.
- Abhimanyu Dubey, Abhinav Jauhri, Abhinav Pandey, Abhishek Kadian, Ahmad Al-Dahle, Aiesha Letman, Akhil Mathur, Alan Schelten, Amy Yang, Angela Fan, et al. 2024. The llama 3 herd of models. *arXiv preprint arXiv:2407.21783*.
- Esin Durmus, Karina Nyugen, Thomas I Liao, Nicholas Schiefer, Amanda Askell, Anton Bakhtin, Carol Chen, Zac Hatfield-Dodds, Danny Hernandez, Nicholas Joseph, et al. 2023. Towards measuring the representation of subjective global opinions in language models. *arXiv preprint arXiv:2306.16388*.
- Shangbin Feng, Taylor Sorensen, Yuhao Liu, Jillian Fisher, Chan Young Park, Yejin Choi, and Yulia Tsvetkov. 2024. Modular pluralism: Pluralistic alignment via multi-llm collaboration. In *Proceedings of the 2024 Conference on Empirical Methods in Natural Language Processing*, pages 4151–4171.
- Charles Goddard, Shamane Siriwardhana, Malikeh Ehghaghi, Luke Meyers, Vlad Karpukhin, Brian Benedict, Mark McQuade, and Jacob Solawetz. 2024. Arcee's mergekit: A toolkit for merging large language models. *arXiv preprint arXiv:2403.13257*.
- Christian Haerpfer, Ronald Inglehart, Alejandro Moreno, Christian Welzel, Kseniya Kizilova, Jaime Diez-Medrano, Marta Lagos, Pippa Norris, Eduard Ponarin, and Bjorn Puranen. 2022. World values survey: Round seven-country-pooled datafile version 5.0. *Madrid, Spain & Vienna, Austria: JD Systems Institute & WVSA Secretariat*, 12(10):8.

- Seungwook Han, Idan Shenfeld, Akash Srivastava, Yoon Kim, and Pulkit Agrawal. 2024. Value augmented sampling for language model alignment and personalization. *arXiv preprint arXiv:2405.06639*.
- Geert Hofstede. 2009. Geert hofstede cultural dimensions.
- Jiwoo Hong, Noah Lee, and James Thorne. 2024. Orpo: Monolithic preference optimization without reference model. In *Proceedings of the 2024 Conference on Empirical Methods in Natural Language Processing*, pages 11170–11189.
- Edward J Hu, Phillip Wallis, Zeyuan Allen-Zhu, Yuanzhi Li, Shean Wang, Lu Wang, Weizhu Chen, et al. Lora: Low-rank adaptation of large language models. In *International Conference on Learning Representations*.
- Huang Huang, Fei Yu, Jianqing Zhu, Xuening Sun, Hao Cheng, Song Dingjie, Zhihong Chen, Mosen Alharthi, Bang An, Juncan He, et al. 2024. Acegpt, localizing large language models in arabic. In *Proceedings of the 2024 Conference of the North American Chapter of the Association for Computational Linguistics: Human Language Technologies (Volume 1: Long Papers)*, pages 8132–8156.
- Gabriel Ilharco, Marco Tulio Ribeiro, Mitchell Wortsman, Ludwig Schmidt, Hannaneh Hajishirzi, and Ali Farhadi. 2023. Editing models with task arithmetic. In *The Eleventh International Conference on Learning Representations*.
- Ronald Inglehart and Chris Welzel. 2010. The wvs cultural map of the world. *World Values Survey*.
- Hofstede Insights. 2021. Hofstede cultural dimensions.
- Dong-Hwan Jang, Sangdoo Yun, and Dongyoon Han. 2025. Model stock: All we need is just a few fine-tuned models. In *European Conference on Computer Vision*, pages 207–223. Springer.
- Albert Q Jiang, Alexandre Sablayrolles, Antoine Roux, Arthur Mensch, Blanche Savary, Chris Bamford, Devendra Singh Chaplot, Diego de las Casas, Emma Bou Hanna, Florian Bressand, et al. 2024. Mixtral of experts. *arXiv preprint arXiv:2401.04088*.
- Hannah Rose Kirk, Alexander Whitefield, Paul Röttger, Andrew Bean, Katerina Margatina, Juan Ciro, Rafael Mosquera, Max Bartolo, Adina Williams, He He, et al. 2024. The prism alignment project: What participatory, representative and individualised human feedback reveals about the subjective and multicultural alignment of large language models. *arXiv preprint arXiv:2404.16019*.
- Takeshi Kojima, Shixiang Shane Gu, Machel Reid, Yutaka Matsuo, and Yusuke Iwasawa. 2022. Large language models are zero-shot reasoners. *Advances in neural information processing systems*, 35:22199–22213.
- Taja Kuzman and Nikola Ljubešić. 2024. Llm teacher-student framework for text classification with no manually annotated data: A case study in iptc news topic classification. *arXiv preprint arXiv:2411.19638*.
- Woosuk Kwon, Zhuohan Li, Siyuan Zhuang, Ying Sheng, Lianmin Zheng, Cody Hao Yu, Joseph Gonzalez, Hao Zhang, and Ion Stoica. 2023. Efficient memory management for large language model serving with pagedattention. In *Proceedings of the 29th Symposium on Operating Systems Principles*, pages 611–626.
- Thom Lake, Eunsol Choi, and Greg Durrett. From distributional to overton pluralism: Investigating large language model alignment. In *Pluralistic Alignment Workshop at NeurIPS 2024*.
- Daniel Lawson and Ahmed H Qureshi. 2024. Merging decision transformers: Weight averaging for forming multi-task policies. In *2024 IEEE International Conference on Robotics and Automation (ICRA)*, pages 12942–12948. IEEE.
- Frank J Lechner and John Boli. 2008. *World culture: Origins and consequences*. John Wiley & Sons.
- Cheng Li, Mengzhou Chen, Jindong Wang, Sunayana Sitaram, and Xing Xie. 2024a. Culturellm: Incorporating cultural differences into large language models. *arXiv preprint arXiv:2402.10946*.
- Cheng Li, Damien Teney, Linyi Yang, Qingsong Wen, Xing Xie, and Jindong Wang. 2024b. Culturepark: Boosting cross-cultural understanding in large language models. *arXiv preprint arXiv:2405.15145*.
- Junlong Li, Jinyuan Wang, Zhuosheng Zhang, and Hai Zhao. 2024c. Self-prompting large language models for zero-shot open-domain qa. In *Proceedings of the 2024 Conference of the North American Chapter of the Association for Computational Linguistics: Human Language Technologies (Volume 1: Long Papers)*, pages 296–310.
- Xinyu Li, Zachary Chase Lipton, and Liu Leqi. Personalized language modeling from personalized human feedback. In *ICLR 2024 Workshop on Reliable and Responsible Foundation Models*.
- Peiqin Lin, Shaoxiong Ji, Jörg Tiedemann, André FT Martins, and Hinrich Schütze. 2024. Mala-500: Massive language adaptation of large language models. *arXiv preprint arXiv:2401.13303*.
- Aman Madaan, Niket Tandon, Prakhar Gupta, Skyler Hallinan, Luyu Gao, Sarah Wiegrefe, Uri Alon, Nouha Dziri, Shrimai Prabhumoye, Yiming Yang, et al. 2024. Self-refine: Iterative refinement with self-feedback. *Advances in Neural Information Processing Systems*, 36.
- David J Nicol and Debra Macfarlane-Dick. 2006. Formative assessment and self-regulated learning: A model and seven principles of good feedback practice. *Studies in higher education*, 31(2):199–218.

- Long Ouyang, Jeffrey Wu, Xu Jiang, Diogo Almeida, Carroll Wainwright, Pamela Mishkin, Chong Zhang, Sandhini Agarwal, Katarina Slama, Alex Ray, et al. 2022. Training language models to follow instructions with human feedback. *Advances in neural information processing systems*, 35:27730–27744.
- Hao Peng, Xiaozhi Wang, Jianhui Chen, Weikai Li, Yunjia Qi, Zimu Wang, Zhili Wu, Kaisheng Zeng, Bin Xu, Lei Hou, et al. 2023. When does in-context learning fall short and why? a study on specification-heavy tasks. *arXiv preprint arXiv:2311.08993*.
- Mohammadreza Pourreza, Ruoxi Sun, Hailong Li, Lesly Miculicich, Tomas Pfister, and Serkan O Arik. 2024. Sql-gen: Bridging the dialect gap for text-to-sql via synthetic data and model merging. *arXiv preprint arXiv:2408.12733*.
- Rafael Rafailov, Archit Sharma, Eric Mitchell, Christopher D Manning, Stefano Ermon, and Chelsea Finn. 2024. Direct preference optimization: Your language model is secretly a reward model. *Advances in Neural Information Processing Systems*, 36.
- Michael J Ryan, William Held, and Diyi Yang. 2024. Unintended impacts of llm alignment on global representation. *arXiv preprint arXiv:2402.15018*.
- Weiyang Shi, Ryan Li, Yutong Zhang, Caleb Ziems, Raya Horesh, Rog rio Abreu de Paula, Diyi Yang, et al. 2024. Culturebank: An online community-driven knowledge base towards culturally aware language technologies. *arXiv preprint arXiv:2404.15238*.
- Damien Sileo. 2024. [tasksources: A large collection of NLP tasks with a structured dataset preprocessing framework](#). In *Proceedings of the 2024 Joint International Conference on Computational Linguistics, Language Resources and Evaluation (LREC-COLING 2024)*, pages 15655–15684, Torino, Italia. ELRA and ICCL.
- Taylor Sorensen, Liwei Jiang, Jena D Hwang, Sydney Levine, Valentina Pyatkin, Peter West, Nouha Dziri, Ximing Lu, Kavel Rao, Chandra Bhagavatula, et al. 2024a. Value kaleidoscope: Engaging ai with pluralistic human values, rights, and duties. In *Proceedings of the AAAI Conference on Artificial Intelligence*, volume 38, pages 19937–19947.
- Taylor Sorensen, Jared Moore, Jillian Fisher, Mitchell Gordon, Niloofar Mireshghallah, Christopher Michael Rytting, Andre Ye, Liwei Jiang, Ximing Lu, Nouha Dziri, et al. 2024b. A roadmap to pluralistic alignment. *arXiv preprint arXiv:2402.05070*.
- Anke Tang, Li Shen, Yong Luo, Nan Yin, Lefei Zhang, and Dacheng Tao. 2024. Merging multi-task models via weight-ensembling mixture of experts. In *Forty-first International Conference on Machine Learning*.
- Peter Vamplew, Conor F Hayes, Cameron Foale, Richard Dazeley, and Hadassah Harland. Multi-objective reinforcement learning: A tool for pluralistic alignment. In *Pluralistic Alignment Workshop at NeurIPS 2024*.
- Junlin Wang, Jue Wang, Ben Athiwaratkun, Ce Zhang, and James Zou. 2024. Mixture-of-agents enhances large language model capabilities. *arXiv preprint arXiv:2406.04692*.
- Yizhong Wang, Yeganeh Kordi, Swaroop Mishra, Alisa Liu, Noah A Smith, Daniel Khoshdel, and Hannaneh Hajishirzi. 2023. Self-instruct: Aligning language models with self-generated instructions. In *Proceedings of the 61st Annual Meeting of the Association for Computational Linguistics (Volume 1: Long Papers)*, pages 13484–13508.
- Shaoyang Xu, Yongqi Leng, Linhao Yu, and Deyi Xiong. 2024. Self-pluralising culture alignment for large language models. *arXiv preprint arXiv:2410.12971*.
- Prateek Yadav, Derek Tam, Leshem Choshen, Colin Raffel, and Mohit Bansal. 2024. Ties-merging: Resolving interference when merging models. *Advances in Neural Information Processing Systems*, 36.
- An Yang, Baosong Yang, Binyuan Hui, Bo Zheng, Bowen Yu, Chang Zhou, Chengpeng Li, Chengyuan Li, Dayiheng Liu, Fei Huang, et al. 2024a. Qwen2 technical report. *arXiv preprint arXiv:2407.10671*.
- Enneng Yang, Li Shen, Guibing Guo, Xingwei Wang, Xiaochun Cao, Jie Zhang, and Dacheng Tao. 2024b. Model merging in llms, mllms, and beyond: Methods, theories, applications and opportunities. *arXiv preprint arXiv:2408.07666*.
- Yuze Zhao, Jintao Huang, Jinghan Hu, Xingjun Wang, Yunlin Mao, Daoze Zhang, Zeyinzi Jiang, Zhikai Wu, Baole Ai, Ang Wang, et al. 2024. Swift: a scalable lightweight infrastructure for fine-tuning. *arXiv preprint arXiv:2408.05517*.
- Chujie Zheng, Hao Zhou, Fandong Meng, Jie Zhou, and Minlie Huang. 2023. Large language models are not robust multiple choice selectors. In *The Twelfth International Conference on Learning Representations*.
- Kun Zhou, Yutao Zhu, Zhipeng Chen, Wentong Chen, Wayne Xin Zhao, Xu Chen, Yankai Lin, Ji-Rong Wen, and Jiawei Han. 2023. Don’t make your llm an evaluation benchmark cheater. *arXiv preprint arXiv:2311.01964*.

A Details for Pentachromatic Cultural Palette Dataset

A.1 Prompt for Pentachromatic Cultural Palette Dataset

Step1: Continent-aware Responses

Instruction

You are a knowledgeable chatbot specializing in {Continent}. Provide concise, accurate, and culturally sensitive responses tailored to user queries about {Continent}'s geography, culture, history, and current affairs. Ensure your responses demonstrate respect and understanding of the diverse cultures within {Continent}.

1. Understand Query Context:

Identify the topic and cultural relevance of the user's query (e.g., geography, culture, history, or current events).

2. Generate Continent-aware Response:

Show respect for the diverse cultures, avoiding assumptions or biased statements. Highlight the uniqueness and importance of specific cultural aspects when appropriate.

Examples:

Question: {Question} Answer: {Answer}

Input: {Question}

Output: {Continent-aware Response}

Figure 5: Prompt for continent-aware responses

Step2: Cross-continent Feedback

Instruction

Review the response for cultural clarity, ensuring {Continent} perspectives are prominent and free from interference by other cultures {Other Continents}. If confusion arises, provide improvement suggestions using Hofstede’s cultural dimensions:

1. Analyze Query Context:

Assess whether the response fully aligns with the cultural, historical, and geographical relevance of {Continent}. Identify any unnecessary elements or overlaps with other continents’ cultural markers.

2. Refine Response for {Continent} Perspective:

Emphasize key cultural, historical, or environmental aspects unique to {Continent}. Remove any elements that might introduce cultural interference or bias. Ensure the response highlights community, tradition, and respect for local customs.

3. Apply Hofstede’s Cultural Dimensions Theory for Feedback:

- **Power Distance (PDI):** Does the response reflect the balance between leadership (e.g., village chiefs) and community roles?
- **Individualism vs. Collectivism (IDV):** Does it highlight collective well-being and community-driven decisions?
- **Masculinity vs. Femininity (MAS):** Does it prioritize care, cooperation, and harmony over competition?
- **Uncertainty Avoidance (UAI):** Does it address Oceania’s adaptability to change while respecting traditions?
- **Long-Term vs. Short-Term Orientation (LTO):** Does it balance preservation of traditions with immediate adaptability?
- **Indulgence vs. Restraint (IVR):** Does it reflect the expressive and celebratory aspects of Oceanian cultures?

Input:

{Continent-aware Responses}

Output:

{Cross-continent Feedback}

Figure 6: Prompt for cross-continent feedback

Step3: Continent-specific Aggregation

Instruction

You are tasked with improving the following response for the query {query} by incorporating the cross-continent review feedback.

1. Review Context Response:

Carefully read and analyze the Base Response and Review Feedback provided. Identify elements in the base response that lack focus on {Continent} or introduce cultural elements from other continents.

2. Apply Review Feedback:

Incorporate all suggestions from the review feedback into the base response. Ensure the revised response highlights {Continent}-specific culture, history, and values and focus on {Continent} Perspectives, avoiding any overlap with other cultural contexts.

Input:

Base Response: {Base response}

Review Feedback: {Review feedback}

Output: {Continentfocused Response}

Figure 7: Prompt for Continent-specific Aggregation

A.2 Distribution in Pentachromatic Cultural Palette Dataset

Figure 8 illustrates the distribution of topics and continent over our Pentachromatic Cultural Palette Dataset. The topics were categorized using a topic modeling (Kuzman and Ljubešić, 2024) which classifies the questions into distinct thematic clusters. The distribution of continents, on the other hand, is evenly balanced, with an equal number of questions synthesized for each continent: Africa, America, Asia, Europe, and Oceania.

B Experiment Details

Experiment Setting. We adopt the ORPO method (Hong et al., 2024) with default hyperparameters for Llama3.1-8B-Instruct (Dubey et al., 2024) and Qwen2.5-7B-Instruct (Yang et al., 2024a), using a learning rate of 5e-5 for 2 epochs. We select the average result from five runs as the experimental results.

Alignment Implement. We align continent-specific LLMs using ORPO (Hong et al., 2024),

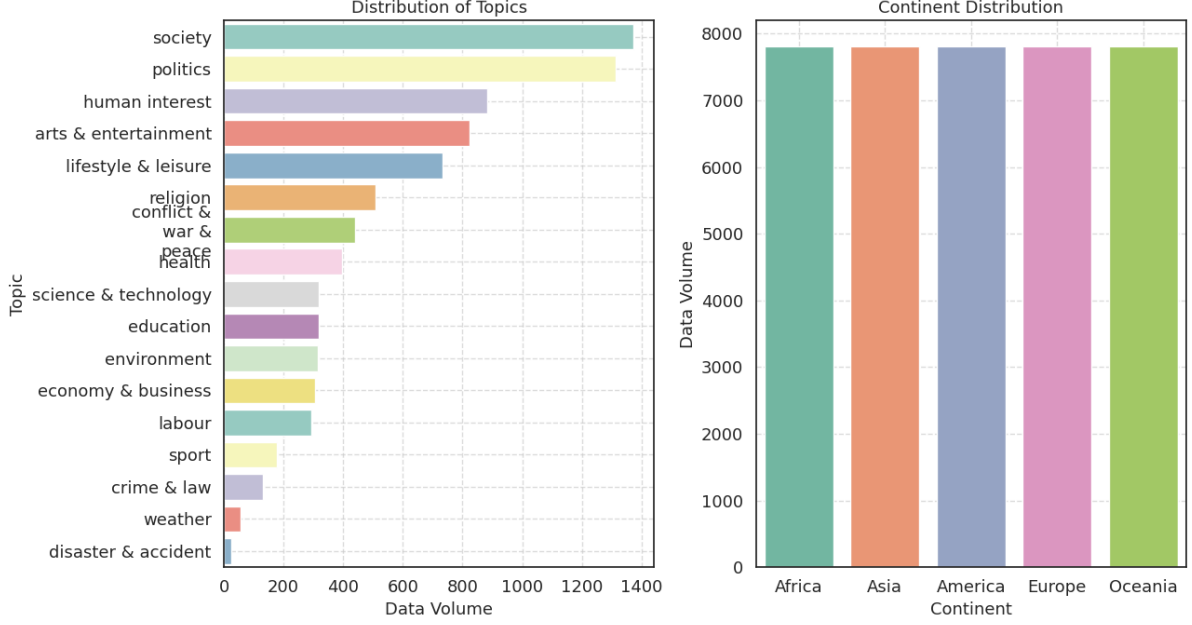


Figure 8: Distribution of topics and continents in Pentachromatic Cultural Palette Dataset

Resources	Type	Link	License
MergeKit (Goddard et al., 2024)	Code	https://github.com/arcee-ai/mergekit	LGPL-3.0 license
MS-Swift (Zhao et al., 2024)	Code	https://github.com/modelscope/ms-swift	Apache-2.0 license

Table 2: Licenses for the software libraries utilized in our work.

optimizing the following loss, $\mathcal{L}_{\text{ORPO}}$:

$$\mathcal{L}_{\text{ORPO}} = \underbrace{\frac{1}{n} \sum_{i=1}^n \left[\ell(\text{Response}_p^{(i)}, \text{Query}^{(i)}) \right]}_{\text{(a) Continent-Specific SFT Loss}} + \underbrace{\lambda \frac{1}{4} \sum_{k=1}^4 \left[-\log \sigma \left(\log \frac{p_{\theta}(\text{Response}_p^{(i)} | \text{Query}^{(i)})}{p_{\theta}(\text{Response}_{r_k}^{(i)} | \text{Query}^{(i)})} \right) \right]}_{\text{(b) Cross-continent Contrastive Alignment}} \quad (6)$$

where $\ell(\text{Response}_p^{(i)} | \text{Query}^{(i)})$ represents the continent-specific SFT loss, aligning the LLM with the preferred response $\text{Response}_p^{(i)}$ for a given query $\text{Query}^{(i)}$, while the second term enforces cross-continent contrastive alignment by penalizing responses $\text{Response}_{r_k}^{(i)}$ from other continents that deviate from the target continent’s preferences. We set the odds ratio $\lambda = 0.1$ (the default in MS-Swift (Zhao et al., 2024)) to balance fine-tuning for in-continent preference learning with contrastive alignment across continents.

Licenses. The licenses for the codes used in our work are listed in Table 2.

C Case Study

C.1 Case Study for Cultural Alignment w/ NLI evaluation

To validate our Cultural Palette’s efficacy, we conducted a case study (Tables 3 & 4) addressing the question, "What happens when we die?", to demonstrate how our Cultural Palette generates diverse responses across continents, reflecting each region’s unique perspective on death. In Oceania, the reunion of souls with ancestors is emphasized, highlighting the cultural significance of these traditions. In Africa, the continuity of the soul and its connection to ancestors reinforce communal bonds. In Asia, beliefs such as reincarnation, enlightenment, and ancestor worship illustrate varied views of the afterlife. In America, a blend of perspectives is presented, including concepts of the afterlife and views on the cessation of consciousness. Finally, Europe encompasses various death-related traditions, showcasing the diversity of beliefs about life after death. This analysis underscores the model’s ability to capture cultural contexts and reveals distinct views on death across continents.

Continent	Input: What happens when we die?	Ground Truth	$S_{semantic}$
Oceania	In Oceania, the concept of death and the afterlife varies among different cultures and communities. Many indigenous cultures in Oceania believe in a spiritual realm where the deceased continue to exist and play an active role in the lives of the living. For example, in some Pacific Island cultures, the spirits of ancestors are believed to guide and protect their descendants, while in other cultures, the deceased are thought to journey to a spiritual realm where they are judged based on their actions in life.	In Oceania, the beliefs surrounding what occurs after death are rich and diverse. Among the indigenous communities, there is a profound connection to an afterlife where spirits are reunited with their ancestors in a sacred land. Additionally, some cultures embrace the idea of reincarnation or embarking on a spiritual voyage to another realm beyond our earthly existence. It is paramount to approach these beliefs with deep respect and understanding, honoring the profound significance they hold within Oceanian cultures.	0.8927
Africa	In many African cultures, the concept of death is deeply intertwined with spirituality and the afterlife. The belief in an afterlife varies among different African societies, but it is often seen as a continuation of life in a spiritual realm. The deceased are believed to journey to the spirit world, where they are judged based on their deeds in life. The spirits of the ancestors are revered and believed to play a significant role in guiding the living.	In various African cultures, there is a profound belief in the continuity of life beyond death. Ancestral spirits play a significant role, where the departed are thought to watch over and guide their living relatives. This connection with ancestors is cherished, and rituals are performed to honor and communicate with them. Additionally, some traditions believe in reincarnation, suggesting that the soul returns in a new form after death. The respect for these diverse beliefs reflects the communal values deeply rooted in many African societies , honoring the interconnectedness between the living and the deceased.	0.7671
Asia	In many Asian cultures, the concept of death is deeply intertwined with spiritual beliefs and traditions. The idea of what happens after death varies across different cultures and religions in Asia. For example, in Buddhism, the belief is that the soul is reborn into a new existence based on past actions, known as karma. In Hinduism, the soul is believed to be reincarnated into a new life cycle, influenced by the law of karma. In many Asian cultures, the deceased are often believed to continue their journey in the afterlife, where they may be reunited with ancestors or other loved ones. It's important to note that these beliefs can vary widely across different cultures and individuals in Asia.	In Asian cultures, diverse beliefs shape perspectives on death and the afterlife. Hinduism teaches that souls undergo reincarnation driven by karma, seeking spiritual growth. Buddhism emphasizes breaking free from the cycle of rebirth through enlightenment. In Japan, ancestor veneration and a belief in spirits existing in the afterlife are prominent practices. The rich tapestry of Asian beliefs offers varied insights into what lies beyond our earthly existence.	0.5847

Table 3: Case Study for Cultural Platette on Cultural Alignment w/ *NLI evaluation* (A).

Continent	Input: What happens when we die?	Ground Truth	$S_{semantic}$
America	In American culture, the concept of what happens after death is deeply rooted in various beliefs and traditions . Many Americans find solace in the idea of an afterlife, where the soul continues to exist in a spiritual realm . This belief is often tied to religious teachings, such as Christianity, Judaism, Islam, and others . Some believe in reincarnation , while others may view death as the end of physical existence . It's important to acknowledge that these perspectives vary widely among individuals and communities in America.	In American culture, beliefs about what happens after death can vary widely. Some Americans adhere to religious beliefs that include an afterlife in heaven or hell , while others believe in concepts like reincarnation . Additionally, some Americans view death from a more secular perspective where consciousness simply ceases to exist .	0.7557
Europe	In Europe, the concept of what happens after death is deeply rooted in various cultural, religious, and philosophical beliefs. The idea of an afterlife, where the soul or spirit continues to exist beyond physical death, is a common thread in many European cultures . For example, in Christianity, the belief in heaven and hell is prevalent , while in Islam, the concept of Jannah (paradise) and Jahannam (hell) is central . Additionally, some European cultures believe in reincarnation or the transmigration of the soul . It's important to note that these beliefs can vary significantly across different European countries and communities.	In Europe, the beliefs regarding what happens when we die are deeply rooted in diverse cultural and religious traditions. For instance, Christian belief in heaven and hell has been significant throughout European history, shaping perspectives on the afterlife . Similarly, Nordic cultures have a rich tradition of Valhalla, a majestic hall where warriors go after death . Furthermore, the Greek belief in the underworld, ruled by gods like Hades and Persephone, adds another layer to European perceptions of death . These varied beliefs reflect the intricate tapestry of European culture and highlight the importance of understanding and respecting different perspectives on life's end.	0.7085

Table 4: Case Study for Cultural Platette on Cultural Alignment w/ *NLI evaluation* (B).

C.2 Case Study for Cultural Palette w/ GlobalOpinionQA

We provide three cases studies for Cultural Palette w/ *GlobalOpinionQA* to demonstrate how our Cultural Palette works, as detailed in Table 5.

Cultural Palette	Step
Question	Question: Most people consider both freedom and equality to be important, but if you had to choose between them, which one would you consider more important? Options: A. Freedom B. Equality C. Don't know D. No answer
Draft	<p>African Culture perspective: From an African perspective, the concept of equality is deeply rooted in many African cultures, where community and collective well-being are highly valued. In this context, prioritizing equality over freedom is often seen as a way to promote social cohesion, reduce inequality, and ensure that everyone has a fair chance to succeed ... This philosophy suggests that individual freedom is not as important as the collective well-being of the community. B. Equality</p> <p>America Culture perspective: From an American perspective, considering New Zealand's unique culture, traditions, and history, one might argue that equality is more important. ... Their focus on freedom reflects a commitment to individual rights and autonomy, which are core values in New Zealand's society. While equality is undoubtedly crucial, the context of New Zealand's history and culture emphasizes the importance of freedom in fostering a just and inclusive society. A. Freedom</p> <p>Oceania Culture perspective: From an Oceania perspective, New Zealand's unique culture, traditions, and history emphasize the importance of freedom. ... In the Pacific region, the concept of "manaakitanga" (respect and care for others) is deeply rooted in many cultures, but it is often balanced with the importance of individual freedom and autonomy. New Zealand's emphasis on freedom reflects this balance, prioritizing the rights and freedoms of individuals while also promoting social cohesion and community. A. Freedom</p> <p>Europe Culture perspective: From a European perspective, New Zealand's unique culture, traditions, and history highlight a strong emphasis on both freedom and equality, reflecting its Māori and European influences. ... However, given the options provided, the most appropriate answer would be C. Don't know, as the question presents a false dichotomy. In New Zealand's context, both freedom and equality are considered paramount, and the country's history and culture do not necessitate a choice between them. C. Don't know</p> <p>Asia Culture perspective: From an Asian perspective, New Zealand's emphasis on equality is particularly relevant in its multicultural society ... In this context, equality is considered more important than freedom, as it ensures that all individuals have equal opportunities and are treated with dignity and respect. This aligns with the values of many Asian cultures, which prioritize harmony and social cohesion over individual freedom. B. Equality</p>
Regulate	Considering the diverse cultural perspectives, New Zealand's cultural attributes can be summarized as community and collective well-being, freedom, and multiculturalism... Many cultures, including African, Asian, and Pacific Islander, prioritize community and collective well-being, while others, such as American and European, value individual freedom and autonomy... the Oceania perspective emphasizes the importance of freedom... Individual freedom is essential to promoting social cohesion and community, and New Zealand's emphasis on freedom reflects a commitment to individual rights and autonomy. ... A. Freedom
Answer	<p>A. Freedom ✓</p> <p>Gold Distribution: [0.6709999999999999, 0.242, 0.061, 0.0, 0.026000000000000002]</p> <p>Pred Distribution: [0.6049056212210604, 0.3230594648058141, 0.060349139731253465, 0.0116857742428727]</p>

Table 5: Cultural Alignment on Decision-Making in Household Finances