

Asymmetric Temperature Variations In Protoplanetary disks: I. Linear Theory and Corotating Spirals

ZHAOHUAN ZHU,^{1,2} SHANGJIA ZHANG,^{3,*} AND TED JOHNSON^{1,2}

¹*Department of Physics and Astronomy, University of Nevada, Las Vegas, 4505 S. Maryland Pkwy, Las Vegas, NV, 89154, USA*

²*Nevada Center for Astrophysics, University of Nevada, Las Vegas, 4505 S. Maryland Pkwy, Las Vegas, NV, 89154, USA*

³*Department of Astronomy, Columbia University, 538 W. 120th Street, Pupin Hall, New York, NY, 10027, USA*

ABSTRACT

Protoplanetary disks can exhibit asymmetric temperature variations due to phenomena such as shadows cast by the inner disk or localized heating by young planets. We have performed both linear analyses and hydrodynamical simulations to investigate the disk perturbations induced by these asymmetric temperature variations. Our findings demonstrate that the effects of temperature variations share similarities with those caused by external potentials. Specifically, rotating temperature variations launch steady spiral structures at Lindblad resonances, which corotate with the temperature patterns. When the cooling time exceeds the orbital period, these spiral structures are significantly weakened. Then, depending on the boundary condition, a checkerboard pattern can appear. We provide expressions for the amplitudes of the resulting density and velocity perturbations, primarily determined by the magnitude of the temperature variations. Notably, a temperature variation of about 10% can induce spirals with density perturbation amplitudes of order unity, comparable to those generated by a thermal mass planet. The coupling between temperature variations and spirals outside the resonances leads to a radially varying angular momentum flux, which could result in efficient ring formation within the disk. We speculate that spirals induced by temperature variations may contribute to disk accretion. Overall, considering that irradiation determines the temperature structure of protoplanetary disks, the change of irradiation both spatially or/and temporarily may produce observable effects in protoplanetary disks, especially spirals in outer disks beyond tens of AU.

Keywords: accretion, accretion disks - dynamo - magnetohydrodynamics (MHD) - instabilities - X-rays: binaries - protoplanetary disks

1. INTRODUCTION

Substructures such as gaps, rings, spirals, and crescents are ubiquitous in protoplanetary disks (e.g. Andrews 2020; Bae et al. 2023; Benisty et al. 2023). The kinematic properties of these structures have also been revealed by ALMA molecular line observations (Pinte et al. 2023). These structures may facilitate planet formation, e.g., by concentrating dust particles. Meanwhile, they may be induced by young planets and thus serve as signposts of young planets in disks. Although numerous physical mechanisms have been proposed to explain these substructures (see review by Bae et al. 2023), most involve gravitational (including planetary and stellar perturbers and disk self-gravity) and magnetic processes (such as zonal flows, magnetocentrifugal winds, and deadzone boundaries).

In contrast, thermal perturbations have received comparatively little attention. Most studies to date on thermodynamic processes in disks focus primarily on instabilities within the disk (Lesur et al. 2023). These studies emphasize that the operation of these instabilities is highly sensitive to the background temperature structure (Nelson et al. 2013; Zhang et al. 2024) and the cooling efficiency (Lin & Youdin 2015). However, the background disk is typically assumed to be axisymmetric with a uniform temperature in the azimuthal direction.

Recent observations challenge this assumption of azimuthal symmetry in temperature. Near-infrared scattered light observations (e.g. Marino et al. 2015) reveal that many protoplanetary disks, especially transitional disks, exhibit asymmetric shadows (see review by Benisty et al. 2023), which could be cast by misaligned inner disks or magnetospheric accretion columns around the star. The temperature could decrease inside these shadow, as evidenced by reductions in dust continuum emission in ALMA observations (Casassus et al. 2015; Ubeira Gabellini et al. 2019; Safonov et al. 2022; Arce-Tord et al. 2023), creating pressure imbalances and thus

Corresponding author: Zhaohuan Zhu
zhaohuan.zhu@unlv.edu

* NASA Hubble Fellowship Program (NHFP) Sagan Fellow

arXiv:2412.09571v1 [astro-ph.EP] 12 Dec 2024

an azimuthal driving forces. Since any asymmetric perturbation can launch spiral density waves (e.g. [Zhu & Zhang 2022](#)), shadows can therefore launch spiral waves.

Two-dimensional numerical simulations with simplified heating/cooling treatments ([Montesinos et al. 2016](#); [Montesinos & Cuello 2018](#); [Cuello et al. 2019](#); [Su & Bai 2024](#)) have revealed spirals in shadowed disks. Recent three-dimensional radiation hydrodynamical simulations ([Zhang & Zhu 2024](#)) confirm that spirals are robust features launched by shadows, and the spirals in the synthetic images resemble those observed in transitional disks. Besides spirals, rings and asymmetric disk features could also be induced by disk shadows ([Su & Bai 2024](#); [Qian & Wu 2024](#); [Ziampras et al. 2024](#)). In this work, we develop a linear theory to study structure induced by asymmetric temperature perturbations in disks. Such temperature perturbations could arise not only from asymmetric disk shadows but also from local heating or cooling events, such as accreting planets ([Zhu 2015](#); [Cleeves et al. 2015](#)) or shadows cast by circumplanetary material ([Montesinos et al. 2021](#); [Muley et al. 2024](#)). We focus on orbiting temperature perturbations in this work and will study stationary temperature perturbations (in the inertial frame) in a subsequent paper ([Zhu et al. in prep.](#)).

We introduce the linear perturbation theory in §2, and describe the numerical simulations in §3. The results are presented in §4. After discussions in §5, we conclude the paper in §6.

2. LINEAR PERTURBATION THEORY

We consider an inviscid gas disk governed by the Euler equations:

$$\frac{\partial \rho}{\partial t} + \nabla \cdot \rho v = 0 \quad (1)$$

$$\frac{\partial v}{\partial t} + (v \cdot \nabla)v + \frac{\nabla p}{\rho} = -\nabla \Phi_{ext} \quad (2)$$

where Φ_{ext} represents any external potential acting on the disk (e.g., gravitational potential from a star or/and a planet). We adopt a locally isothermal equation of state as $p = \rho c_s^2$ with c_s being the local isothermal sound speed. We decompose the temperature into axisymmetric and non-axisymmetric components:

$$T(R, \phi, z, t) = T_0(R, z) + T_v(R, \phi, z, t), \quad (3)$$

where T_0 is the axisymmetric temperature profile, and T_v represents temperature variations due to shadows or other asymmetric heating/cooling processes. Correspondingly, the pressure $p = \rho c_s^2 = \rho c_{s,T_0}^2 + \rho c_{s,T_v}^2 \equiv p_{T_0} + p_{T_v}$, where p_{T_0} is the pressure that is calculated using ρ and the axisymmetric temperature T_0 , and p_{T_v} is the pressure with ρ and the perturbed temperature T_v . To quantify the amplitude of the temperature perturbation, we define f_{sh} as the ratio between the maximum

temperature variation and the background temperature at each radius and z :

$$f_{sh}(R, z) = \frac{\max_{\phi}(T_v(R, \phi, z, t))}{T_0(R, z)}. \quad (4)$$

In this work, we assume that $T_v(R, \phi, z, t)$ varies with time, orbiting around the star at the orbital frequency Ω_p .

Substituting the decomposed pressure into the momentum equation (Equation 2), we obtain:

$$\frac{\partial v}{\partial t} + (v \cdot \nabla)v + \frac{\nabla p_{T_0}}{\rho} = -\frac{\nabla p_{T_v}}{\rho} - \nabla \Phi_{ext} \quad (5)$$

$$= -\frac{c_{s,T_v}^2 \nabla \rho}{\rho} - \nabla (c_{s,T_v}^2 + \Phi_{ext}), \quad (6)$$

where the second equation has used $\nabla p_{T_v} = c_{s,T_v}^2 \nabla \rho + \rho \nabla c_{s,T_v}^2$. These two equations show a unique property of temperature variations in disks. Although the temperature variation can be mathematically treated similarly to an external potential (e.g., a planet, Equation 6), the disk's total angular momentum is conserved (if there is no advection through the boundaries) which is different from the planet-disk interaction problem (Equation 5).

If the temperature variations are small, the zeroth order equations have the traditional axisymmetric solution of ρ_0 and v_0 . We could separate quantities as $\rho = \rho_0 + \rho_1$, $v = v_0 + v_1$, and $p_{T_0} = p_{T_0,0} + p_{T_0,1}$, where $p_{T_0,0}$ is the unperturbed pressure calculated using T_0 and ρ_0 , and $p_{T_0,1}$ is the perturbed pressure calculated using T_0 and ρ_1 . Then, the linearized continuity and momentum equations for perturbed quantities are

$$\frac{\partial \rho_1}{\partial t} + \nabla \cdot (\rho_0 v_1 + \rho_1 v_0) = 0 \quad (7)$$

$$\begin{aligned} \frac{\partial v_1}{\partial t} + (v_0 \cdot \nabla)v_1 + (v_1 \cdot \nabla)v_0 \\ = \frac{\rho_1 \nabla p_{T_0,0}}{\rho_0^2} - \frac{\nabla p_{T_0,1}}{\rho_0} - \frac{c_{s,T_v}^2 \nabla \rho_0}{\rho_0} - \nabla (c_{s,T_v}^2 + \Phi_{ext,1}), \end{aligned} \quad (8)$$

where $\Phi_{ext,1}$ is the potential from an additional perturber besides the star (e.g. a planet). We can see that the temperature variations in the disk act like driving accelerations, shown as the first term on the right-hand side of Equation 5 or the third and fourth terms on the right side of Equation 8. If the background density gradient is zero, $c_{s,T_v}^2 \nabla \rho_0 / \rho_0$ term in Equation 8 is zero, and the temperature perturbations effectively introduce an additional potential in Equation 8:

$$\Phi_{T,1} = c_{s,T_v}^2. \quad (9)$$

In this uniform density case, this is identical to the perturbation by an external potential as in the planet-disk interaction problem.

We decompose the temperature and potential perturbations into azimuthal Fourier components:

$$c_{s,Tv}^2 = \sum_{m=0}^{\infty} \text{Re} \left[\Upsilon_m(R, z) e^{im(\phi - \Omega_p t)} \right], \quad (10)$$

$$\Phi_{ext,1} = \sum_{m=0}^{\infty} \text{Re} \left[\Phi_m(R, z) e^{im(\phi - \Omega_p t)} \right], \quad (11)$$

where m is the azimuthal mode number, and Ω_p is the pattern speed of the perturbation. For a two-dimensional disk in cylindrical coordinates (R, ϕ) , we integrate ρ and p vertically to obtain surface density Σ and vertically integrated pressure P . We assume that the velocity and temperature structure is height independent, so that ρ and p in Equations 7 and 8 can be replaced with Σ and Σc_s^2 . We consider the perturbations of the form:

$$\delta x(R, \phi, t) = \sum_{m=0}^{\infty} \text{Re} \left[\delta x_m(R) e^{im(\phi - \Omega_p t)} \right]. \quad (12)$$

For each Fourier component (we will drop the subscript m for discussing one component), the linearized equations become:

$$-i\tilde{\omega}\Sigma_1 + \frac{1}{R} \frac{d}{dR} (R\Sigma_0 v_{R,1}) + \frac{im\Sigma_0}{R} v_{\phi,1} = 0, \quad (13)$$

$$\begin{aligned} -i\tilde{\omega}v_{R,1} - 2\Omega v_{\phi,1} &= -\frac{1}{\Sigma_0} \frac{d}{dR} P_{T0,1} + \frac{1}{\Sigma_0^2} \frac{dP_{T0,0}}{dR} \Sigma_1 \\ &\quad - \frac{\Upsilon_m}{\Sigma_0} \frac{d\Sigma_0}{dR} - \frac{d}{dR} (\Phi_m + \Upsilon_m) \end{aligned} \quad (14)$$

$$-i\tilde{\omega}v_{\phi,1} + \frac{\kappa^2}{2\Omega} v_{R,1} = -\frac{im}{R} \left(\frac{P_{T0,1}}{\Sigma_0} + \Upsilon_m + \Phi_m \right) \quad (15)$$

where $\tilde{\omega} \equiv m(\Omega_p - \Omega)$, and

$$\kappa^2 \equiv \frac{2\Omega}{R} \frac{d}{dR} (R^2\Omega). \quad (16)$$

Thus, besides all the normal terms in the perturbation equations, the temperature variation leads to an additional equivalent potential (Υ_m) and a force term ($d\Sigma_0/dR$ term) in Equation 14. Again, if the background surface density is constant with radius, $d\Sigma_0/dR$ vanishes, and the temperature perturbation acts solely through the equivalent potential Υ_m , analogous to Φ_m .

The velocity perturbations can be derived from Equations 14 and 15:

$$\begin{aligned} v_{R,1} &= \frac{i}{D} \left[\left(\tilde{\omega} \frac{d}{dR} - \frac{2m\Omega}{R} \right) \left(\frac{P_{T0,1}}{\Sigma_0} + \Phi_m + \Upsilon_m \right) \right. \\ &\quad \left. + \tilde{\omega} \left(\frac{\Upsilon_m}{L_\Sigma} - \frac{1}{L_T} \frac{P_{T0,1}}{\Sigma_0} \right) \right], \end{aligned} \quad (17)$$

$$\begin{aligned} v_{\phi,1} &= \frac{1}{D} \left[\left(\frac{\kappa^2}{2\Omega} \frac{d}{dR} - \frac{m\tilde{\omega}}{R} \right) \left(\frac{P_{T0,1}}{\Sigma_0} + \Phi_m + \Upsilon_m \right) \right. \\ &\quad \left. + \frac{\kappa^2}{2\Omega} \left(\frac{\Upsilon_m}{L_\Sigma} - \frac{1}{L_T} \frac{P_{T0,1}}{\Sigma_0} \right) \right], \end{aligned} \quad (18)$$

where

$$D = \kappa^2 - \tilde{\omega}^2, \quad (19)$$

$$\frac{1}{L_T} = \frac{d \ln c_{s,T0}^2}{dR}, \quad (20)$$

$$\frac{1}{L_\Sigma} = \frac{d \ln \Sigma_0^2}{dR}. \quad (21)$$

Substituting $v_{R,1}$ and $v_{\phi,1}$ back into Equation 13 yields a second-order ODE for $P_{T0,1}/\Sigma_0$:

$$\frac{d^2}{dR^2} \left(\frac{P_{T0,1}}{\Sigma_0} \right) + C_1 \frac{d}{dR} \left(\frac{P_{T0,1}}{\Sigma_0} \right) + C_0 \frac{P_{T0,1}}{\Sigma_0} = \Psi_m, \quad (22)$$

with

$$C_1 = \frac{d}{dR} \left(\ln \frac{R\Sigma_0}{D} \right) - \frac{1}{L_T}, \quad (23)$$

$$\begin{aligned} C_0 &= -\frac{2m\Omega}{R\tilde{\omega}} \left[\frac{1}{L_T} + \frac{d}{dR} \left(\ln \frac{\Sigma_0\Omega}{D} \right) \right] \\ &\quad - \frac{1}{L_T} \frac{d}{dR} \left(\ln \frac{R\Sigma_0}{DL_T} \right) - \frac{m^2}{R^2} - \frac{D}{c_{s,T0}^2}, \end{aligned} \quad (24)$$

$$\begin{aligned} \Psi_m &= -\frac{d^2}{dR^2} (\Phi_m + \Upsilon_m) - \frac{d}{dR} \left(\ln \frac{R\Sigma_0}{D} \right) \frac{d}{dR} (\Phi_m + \Upsilon_m) \\ &\quad + \left(\frac{2m\Omega}{\tilde{\omega}R} \frac{d}{dR} \left(\ln \frac{\Omega\Sigma_0}{D} \right) + \frac{m^2}{R^2} \right) (\Phi_m + \Upsilon_m) \\ &\quad - \frac{d}{dR} \left(\frac{\Upsilon_m}{L_\Sigma} \right) - \left(\frac{d}{dR} \left(\ln \frac{R\Sigma_0\tilde{\omega}}{D} \right) + \frac{m\kappa^2}{R\tilde{\omega}2\Omega} \right) \left(\frac{\Upsilon_m}{L_\Sigma} \right). \end{aligned} \quad (25)$$

Comparing these equations with those for the planet-disk interaction problem (e.g., Equations (17)-(19) in [Miranda & Rafikov \(2020\)](#)), we can see that the only additional terms are those involving Υ_m/L_Σ in the source term Ψ_m (last line of Equation 25). This highlights the analogy between temperature-induced perturbations and those caused by external potentials.

Singularity occurs at the Lindblad resonances where $D = 0$. Both analytical and numerical techniques can be used to treat this singularity ([Goldreich & Tremaine 1979](#)). We follow the numerical procedure in [Korycansky & Pollack \(1993\)](#); [Miranda & Rafikov \(2019\)](#) to solve this equation with the outgoing WKB wave boundary conditions (the details are given in the Appendix of [Miranda & Rafikov 2019](#)). These conditions allow waves to leave the domain freely and no incoming waves enter the domain. To simplify the problem, we further assume that the amplitude of the temperature variation is a constant fraction of the background temperature with $\Upsilon_m(R) = f_{sh,m} c_{s,T0}(R)^2$.

By solving the second-order ODE with appropriate boundary conditions, we can determine the disk's response to temperature perturbations. We will confirm the results from linear calculations with those from direct numerical simulations.

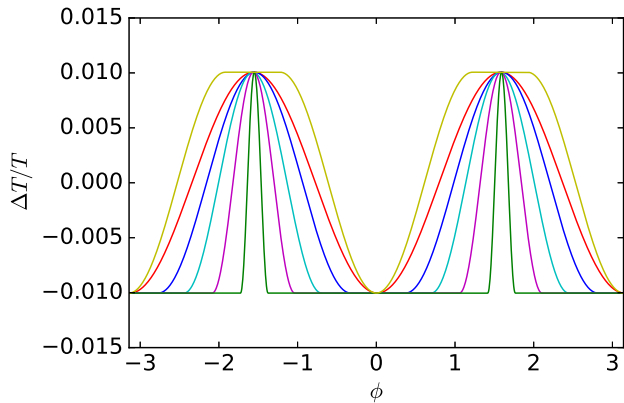


Figure 1. Temperature perturbations with different azimuthal widths in simulations.

3. NUMERICAL SIMULATIONS

We have also carried out two-dimensional ($R - \phi$) hydrodynamical simulations using the Athena++ code (Stone et al. 2020) with shallow shadows to verify our linear analysis results. These direct numerical simulations also allow us to investigate the nonlinear effects that occur when the shadows are deep.

Our initial disk structure follows

$$\Sigma(R, \phi) = \Sigma(R_0)(R/R_0)^p \quad (26)$$

$$T(R, \phi) = T(R_0)(R/R_0)^q, \quad (27)$$

where R_0 is the corotation radius R_p of the pattern. For the planetary case, R_p corresponds to the planet's orbital distance; for the shadowed case, it is the corotation radius of the rotating shadow in the disk. We set $q = -1/2$, and the disk aspect ratio $h \equiv c_s/v_K$ as 0.1 at R_0 . To explore the effects of the surface density gradient, we consider values of p equal to 0 (fiducial cases) and -1.

To allow the initial disk to reach a steady state, the shadows are not introduced until $t = 10 \times 2\pi/\Omega_0$. After this settling period, we introduce an azimuthal temperature perturbation that orbits the central star at a pattern speed of $\Omega_p = \Omega_K(R = R_0)$, where Ω_K is the Keplerian angular frequency.

Motivated by the shadow temperature profiles used in radiation-hydrodynamical simulations (Zhang et al. 2024), where the inner disk is perpendicular to the outer disk, we set up two symmetric shadow lanes separated by 180° . We consider two azimuthal temperature levels for the irradiated temperature: the fully shadowed temperature T_{low} and the fully irradiated temperature T_{high} . The radial profile of T_{high} follows Equation 27. The corresponding sound speeds are $c_{s,T_{low}}$ and $c_{s,T_{high}}$, respectively. The shadows are centered at 0 and π , while the fully irradiated regions are centered at $\pi/2$ and $3\pi/2$ initially. The shadow half-width is $\phi_{T_{low}}$, and the fully irradiated region's half-width is $\phi_{T_{high}}$. Within the half-widths around both the shadowed and the fully irradi-

ated regions, the temperature is constant. Transition regions exist between the half-widths of the shadowed and irradiated regions. The transitions from shadowed to fully irradiated regions are smoothly connected using sinusoidal functions:

$$c_{s,irr} = c_{s,T_{low}} + (c_{s,T_{high}} - c_{s,T_{low}}) \sin^2 \left(\frac{\pi}{2} \frac{\phi - \phi_{start}}{\phi_{end} - \phi_{start}} \right), \quad (28)$$

where ϕ_{start} and ϕ_{end} are the starting and end points of the transition regions. Similarly, the transitions from fully irradiated to shadowed regions are connected using cosine functions:

$$c_{s,irr} = c_{s,T_{low}} + (c_{s,T_{high}} - c_{s,T_{low}}) \cos^2 \left(\frac{\pi}{2} \frac{\phi - \phi_{start}}{\phi_{end} - \phi_{start}} \right). \quad (29)$$

In our fiducial case, we set $\phi_{T_{low}} = \phi_{T_{high}} = 0^\circ$, so that the temperature perturbation corresponds to an $m = 2$ Fourier mode. Except for the simulation in §4.5, all our simulations use $c_{s,T_{low}}/c_{s,T_{high}} = 0.99$, which corresponds to $f_{sh} = 0.01$ in the linear analysis. As will be presented in §4.4, we have also set up a variety of azimuthal temperature profiles with $\phi_{T_{low}} = 20^\circ, 40^\circ, 60^\circ, 80^\circ$, and $\phi_{T_{high}} = 0^\circ, 20^\circ$, as shown in Figure 1.

We apply a simple orbital cooling scheme to relax the disk temperature to T_{irr} :

$$\frac{dE}{dt} = -\frac{E - E_{irr}}{t_{cool}}, \quad (30)$$

where Σ and E are the disk surface density and the internal energy per unit area, and $E_{irr} \equiv \Sigma c_{s,irr}^2 / (\gamma - 1)$ is the internal energy per unit area with the irradiation temperature. The cooling time t_{cool} can be expressed in the dimensionless form as $\beta = t_{cool}\Omega(R)$. We vary β as $10^{-6}, 10^{-2}, 10^{-1}, 1, 10, 100$. The case with $\beta = 10^{-6}$ is equivalent to the locally isothermal case since the cooling time is shorter than the simulation timestep. We note that although it is possible to develop a linear theory considering a non-zero β cooling (Miranda & Rafikov 2020), the equations become significantly more complicated. Furthermore, unlike the planet-disk interaction problem, the driving force due to the shadow is significantly reduced when $\beta > 0.1$, as shown below. Thus, the slow cooling case is less relevant, and we focus on the locally isothermal cases.

Our simulation domain extends from $R = 0.1$ to $10R_0$ with 750 grid points in the radial direction and 1024 grid points in the azimuthal direction. The grid spacing is uniform in logarithmic space radially and uniform in linear space azimuthally. We run the simulations for 100 orbits at R_0 . Periodic boundary conditions are applied in the azimuthal direction. To limit wave reflection, density and velocity at the radial boundaries are set to the initial conditions during each timestep. The temperatures at the boundaries are also reset at each timestep.

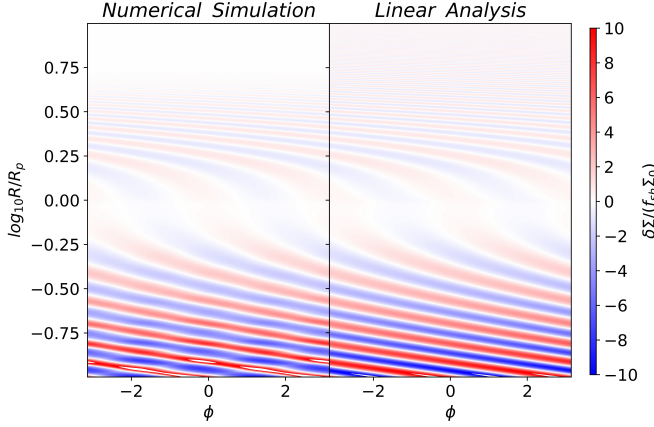


Figure 2. Density perturbations from the direct numerical simulation at the end of the simulation (left panel) and the linear analysis (right panel). An $m=2$ shadow temperature is imposed. The density perturbation is normalized to $f_{sh}\Sigma_0$.

But the reset temperatures have the azimuthal variations that are identical to those in the disk. In other words, the boundaries are also subject to shadows. We have tried to reset the temperature to the initial condition without the azimuthal variation. This makes little difference except for the slow cooling cases in §4.3 whose net angular momentum flux becomes smaller than the fluctuating angular momentum flux.

4. RESULTS

4.1. Comparison between Linear Analysis and Numerical Simulations

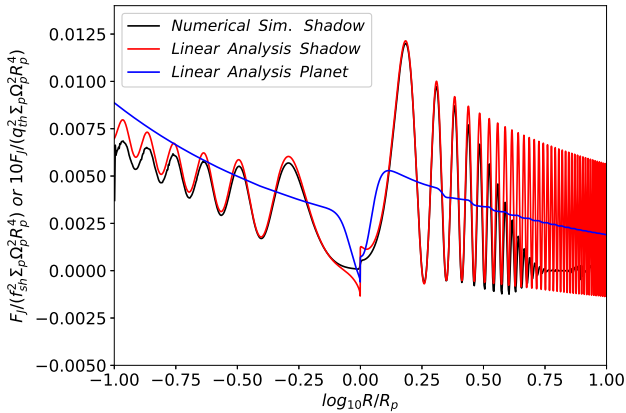


Figure 3. Black and red curves: the angular momentum flux for a disk with an $m=2$ shadow. The blue curve: the angular momentum flux for a smooth disk having a planet. To show values in the same scale, we have normalized the angular momentum flux in the planetary case by $1/10$ th of $q_{th}^2 \Sigma_p \Omega_p^2 R_p^4$.

Using our fiducial setup, we have performed both linear analysis and direct numerical simulations to inves-

tigate the disk’s response to asymmetric temperature perturbations. In the linear analysis, we generate maps of density perturbations using the derived linear modes, as shown in Figure 2. We also calculate the angular momentum fluxes from both approaches

$$F_J(R) = R^2 \int \Sigma v_R \delta v_\phi d\phi, \quad (31)$$

where $\delta v_\phi = v_\phi - \langle v_\phi \rangle_\phi$, as shown in Figure 3. Overall, both Figures demonstrate excellent agreement between the two approaches. The only notable discrepancy occurs in the outer regions of the disk, where the spirals become very tightly wound, leading to significant numerical dissipation in the simulations.

In the linear regime, the amplitudes of the primitive quantities ($\delta\Sigma$, δv) are proportional to the amplitude of the driving temperature perturbations, characterized by f_{sh} . Accordingly, in Figure 2, we scale $\delta\Sigma$ with $f_{sh}\Sigma_0$. Consequently, the angular momentum flux scales with f_{sh}^2 . Therefore, as shown in Figure 3, F_J should be normalized by $f_{sh}^2 \Sigma_p \Omega_p^2 R_p^4$. The subscript p indicates the quantities at the corotating radius R_p , where the Keplerian angular velocity equals the pattern speed Ω_p .

For comparison, we have also plotted in Figure 3 the angular momentum flux excited by a planet embedded in the disk. It is derived from the linear analysis with the locally isothermal equation of state, following Miranda & Rafikov (2020). The planet potential is smoothed over a scale of 0.6 disk scale heights. We define $q_{th} \equiv M_p/M_{th}$ where M_{th} is $h^3 M_*$, the so-called “thermal mass”. The angular momentum flux induced by the planetary perturber is smooth and increases toward smaller radii. In contrast, for the $m=2$ temperature perturbation case, the angular momentum flux varies with radius, although it also increases toward smaller radii.

The increase of the angular momentum flux (AMF) towards smaller radii can be understood within the framework of linear theory. If only small amplitude waves are transporting the AMF, the AMF becomes

$$F_J(R) = R^2 \Sigma(R) \int \delta v_R(R, \phi) \delta v_\phi(R, \phi) d\phi, \quad (32)$$

where δv_R and δv_ϕ are the radial and azimuthal components of the velocity perturbations, respectively. For a particular azimuthal mode m in the linear analysis, the AMF can be simplified to

$$F_J^m(R) = \pi R^2 \Sigma_0 \text{Re}[v_{R,1} v_{\phi,1}^*] = \frac{\pi}{2} R^2 \Sigma_0 (v_{R,1} v_{\phi,1}^* + v_{R,1}^* v_{\phi,1}), \quad (33)$$

where the asterisk denotes complex conjugation.

By substituting Equations 17 and 18 into Equation 33, we obtain

$$F_J^m = \frac{\pi R m \Sigma}{D} \text{Im} \left[\left(\frac{P_{T0,1}}{\Sigma_0} + \Phi_m + \Upsilon_m \right) \frac{d}{dR} \left(\frac{P_{T0,1}^*}{\Sigma_0} + \Phi_m^* + \Upsilon_m^* \right) + \left(\frac{P_{T0,1}^*}{\Sigma_0} + \Phi_m^* \right) \frac{\Upsilon_m}{L_\Sigma} - (\Phi_m^* + \Upsilon_m^*) \frac{1}{L_T} \frac{P_{T0,1}}{\Sigma_0} \right], \quad (34)$$

where Im denotes the imaginary part of the complex number. We can decompose F_J^m into $F_J^m = F_{J,h}^m + F_{J,r}^m$, where

$$F_{J,h}^m = \frac{\pi R m \Sigma}{D} \text{Im} \left[\left(\frac{P_{T0,1}}{\Sigma_0} \right) \frac{d}{dR} \left(\frac{P_{T0,1}^*}{\Sigma_0} \right) \right], \quad (35)$$

and $F_{J,r}^m$ includes the remaining terms that are related to the potential and temperature perturbations.

Following [Miranda & Rafikov \(2020\)](#), we can derive that, for a freely propagating wave (where Φ_m and Υ_m are zero in Equation 22),

$$\frac{d}{dR} \left(\frac{F_{J,h}^m}{c_{s,T0}^2} \right) = 0. \quad (36)$$

This implies that $F_{J,h}^m/c_{s,T0}^2$ is conserved, and since the background temperature increases toward smaller radii (with $q = -1/2$ in our simulations), the angular momentum flux increases toward smaller radii. In the case of a planetary perturber, the planetary potential decreases rapidly with distance from the planet, so that Φ_m in Equation 34 becomes negligible far from the planet, and $F_{J,r}^m \sim 0$. Thus, the angular momentum flux follows Equation 36, resulting in a smooth increase toward smaller radii.

On the other hand, in the case with disk shadows, Υ_m is non-zero at all radii. Consequently, Υ_m can couple with the $P_{T0,1}/\Sigma_0$ terms in Equation 34, leading to a radially varying angular momentum flux. In the WKB limit, $P_{T0,1}/\Sigma_0$ has a wavenumber k that follows the dispersion relation

$$m^2(\Omega_p - \Omega)^2 = \kappa^2 + c_s^2 k^2. \quad (37)$$

This coupling causes variations in F_J with the wavenumber $\sim k$, as observed in Figure 3. This effect is somewhat analogous to the additional torque contribution in the planetary companion case, where distant spirals can couple with the planetary potential at its azimuthal angle ([Cimerman & Rafikov 2024](#)).

4.2. Perturbation Amplitude

Protoplanetary disk observations towards spiral arms, including both near-IR scattered light observations and ALMA CO kinematics observations, can constrain the amplitudes of the density and velocity perturbations within the spiral arms. Here, based on the linear analysis, we will provide some simple relationships between the spirals' perturbations and the azimuthal temperature variations, which may be helpful for interpreting observations in future. From the linear analysis, the density and velocity perturbations along both radial and azimuthal directions are shown in Figure 4. To plot both the shadowed and planetary cases on the same scale, we normalize the results with f_{sh} for the shadowed case and g_{th} for the planetary case.

Even without directly solving the master equation, we can estimate the amplitude of the waves using the angular momentum equation. In the WKB limit, Equation 35 can be approximated as

$$F_{J,h}^m \approx \frac{R c_{s,T0}^3}{|\Omega - \Omega_p| \Sigma_0} \frac{\delta \Sigma^2}{\Sigma_0}, \quad (38)$$

so that, for a freely propagating wave,

$$F_{J,h}^m \frac{c_{s,p}^2}{c_{s,T0}^2} = \frac{R c_{s,T0} c_{s,p}^2}{|\Omega - \Omega_p| \Sigma_0} \frac{\delta \Sigma^2}{\Sigma_0} = \text{const}, \quad (39)$$

where $c_{s,p}$ is the sound speed at the corotating radius R_p . As discussed earlier, the coupling between Υ_m and $P_{T0,1}$ leads to additional variations in F_J in the shadowed case. Nevertheless, we can still use Equation 39 to estimate the density perturbations induced by either planets or temperature variations, as long as the net angular momentum flux ($F_{J,h}^m$) is larger or comparable to the fluctuating angular momentum flux ($F_{J,r}^m$).

For planet-disk interactions, [Goldreich & Tremaine \(1980\)](#) showed the torque due to the m -th harmonic is proportional to $m^2 \Sigma_p / \Omega_p^2 \times (GM_p / R_p)^2$, where Σ_p is the surface density at R_p . Due to the torque cut-off effect, modes with $m > h^{-1}$ have diminishing contributions to the total torque. Summing over all modes up to $m \sim h^{-1}$ leads to an overall scaling with h^{-3} . Specifically, [Goldreich & Tremaine \(1980\)](#) derived that the one-sided angular momentum flux is

$$F_{J,planet} \sim 0.93 \Sigma_p R_p^4 \Omega_p^2 q^2 h_p^{-3}, \quad (40)$$

where $q = M_p / M_*$ is the planet-to-star mass ratio, and h_p is the disk's aspect ratio at the planet's location. With a smoothed potential, [Miranda & Rafikov \(2020\)](#) derived that

$$F_{J,planet} \sim 0.3 \Sigma_p R_p^4 \Omega_p^2 q^2 h_p^{-3}, \quad (41)$$

valid around the corotation radius. By equating Equations 39 and 41, we derive an expression for the relative density perturbation:

$$\frac{\delta \Sigma}{\Sigma(R)} = g_P \frac{M_p}{M_{th}} \left[\frac{\Sigma_p}{\Sigma_0(R)} \frac{R_p}{R} \frac{c_{s,p}}{c_{s,T0}(r)} \frac{|\Omega(r) - \Omega_p|}{\Omega_p} \right]^{1/2}. \quad (42)$$

where g_P is a fudge factor. Based on Figure 4, we choose $g_P = 0.5$.

For the shadowed case, the driving ‘‘potential’’ is $c_{s,Tv}^2$ instead of GM_p/R . The velocity perturbations should scale with $f_{sh,p} c_{s,p}^2 / v_p$, where $f_{sh,p}$ is the fractional temperature perturbation at the pattern's corotation radius. Thus, the angular momentum flux should scale with $f_{sh,p}^2 \Sigma_p c_{s,p}^4 / \Omega_p^2$. Based on Figure 3, we find

$$F_{J,shadow} \sim 20 f_{sh,p}^2 \Sigma_p c_{s,p}^4 \Omega_p^{-2}. \quad (43)$$

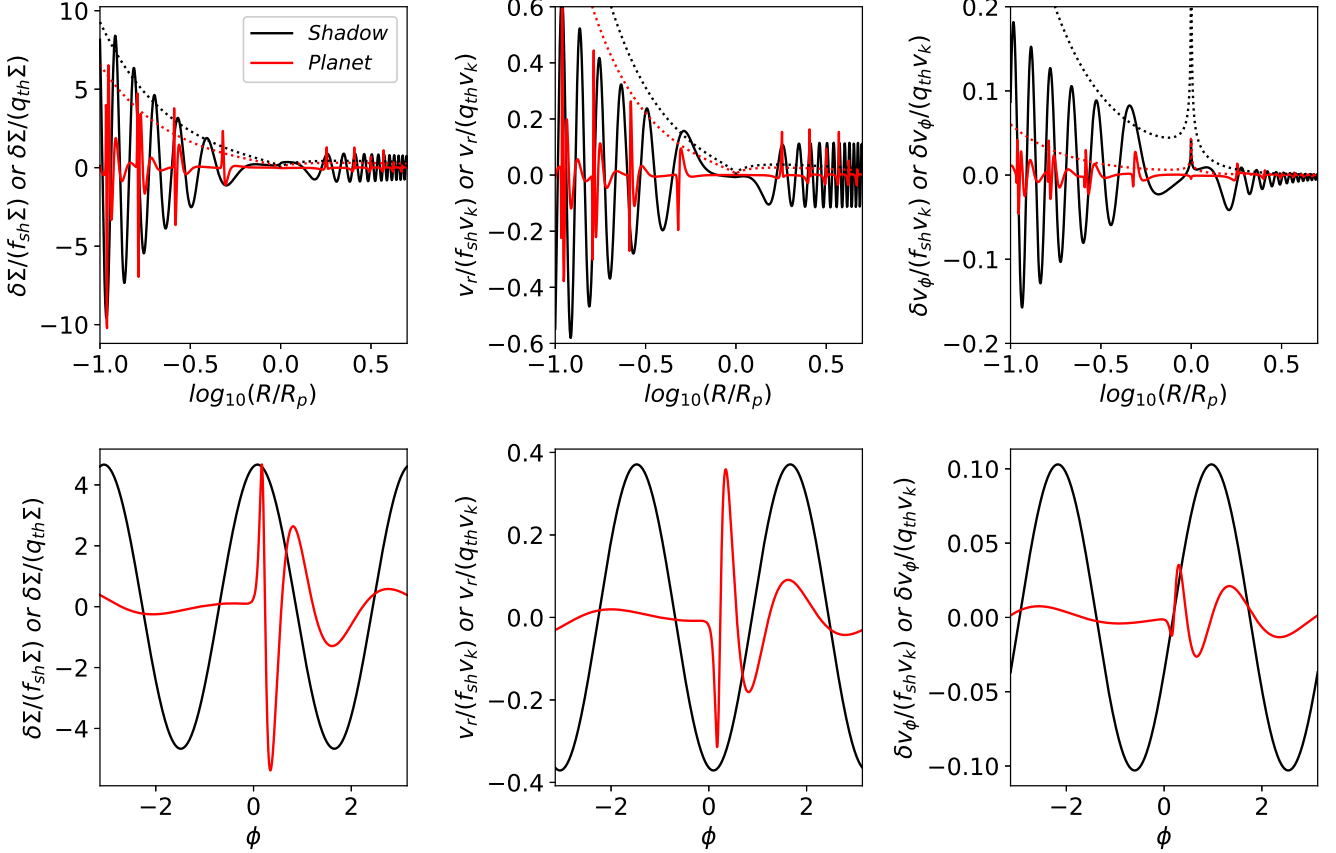


Figure 4. The density, radial velocity, and azimuthal velocity perturbations (from left to right panels) along the radial (upper panels) and azimuthal directions (lower panels) for the shadowed disk case (black curves) and the planet-disk interaction case (red curves). Quantities are from cuts at $\phi = \pi$ in the upper panels and $R = 0.2R_p$ in the lower panels. Both cases are from linear calculations. The dotted curves in the $\delta\Sigma$ panels are from the simple scaling from Equations 42 (red curves) and 44 (black curves), while the dotted curves in the velocity panels are from Equations 45 and 46.

Equating Equations 39 and 43, we obtain

$$\frac{\delta\Sigma}{\Sigma(r)} = g_T f_{sh} \left(20h_p \frac{\Sigma_p R_p}{\Sigma_0 R} \frac{c_{s,p}}{c_{s,T0}(R)} \frac{|\Omega(r) - \Omega_p|}{\Omega_p} \right)^{1/2}, \quad (44)$$

where g_T is a fudge factor. Based on Figure 4, we also choose $g_T = 0.5$. To estimate the velocity perturbations, we apply the WKB approximation to Equations 17 and 18. When the spirals are far from the excitation region, $|kR| \gg 1$, the d/dR terms dominate, yielding

$$v_{R,1} = -k \frac{\tilde{\omega}}{D} \frac{\Sigma_1 c_{s,T0}^2}{\Sigma(R)} \sim \frac{\Sigma_1 c_{s,T0}}{\Sigma(R)} \quad (45)$$

$$v_{\phi,1} = -k \frac{i\kappa^2}{2\Omega D} \frac{\Sigma_1 c_{s,T0}^2}{\Sigma(R)} \sim \frac{i\Omega}{2\tilde{\omega}} \frac{\Sigma_1 c_{s,T0}}{\Sigma(R)} \quad (46)$$

for freely propagating waves, where we have used $\tilde{\omega} \sim kc_{s,T0}(r)$, $D \sim -\tilde{\omega}^2$, and $\kappa^2 = \Omega^2$.

Equations 42, 44, 45, and 46 are plotted as dotted curves in Figure 4. For the planetary case, we choose $m=1/h=10$, while for the shadowed case, we use our assumed mode number $m = 2$. These estimates agree well

with the analytical calculations. Notably, δv_ϕ in the planetary case is much smaller than that in the shadowed case, which is due to $\tilde{\omega} \propto m$ appearing in the denominator of $v_{\phi,1}$. On the other hand, observations are more likely to capture strong spirals in their nonlinear phase, where these relationships may no longer hold. Distinguishing between planetary spirals and shadow-induced spirals will likely prove challenging.

4.3. Simulations with Different Disk and Cooling Parameters

Given that our numerical simulations closely reproduce the analytical results, we will use numerical simulations throughout the rest of the paper to explore the effects of surface density gradients, cooling times, and large temperature perturbations.

We first investigate how the surface density profile affects the results. Unless stated otherwise, the presented simulation results correspond to the end of the simulation at 100 orbits at R_0 . As shown in Figure 5, the case with $p=1$ yields an F_J similar to that of the $p=0$

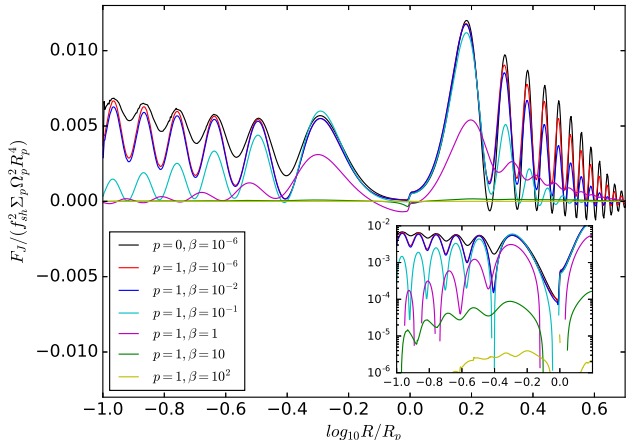


Figure 5. Angular momentum flux in simulations with different cooling times. The $m=2$ shadow temperature is applied. The inset shows quantities in the logarithmic scale.

case. Thus, the angular momentum flux is not sensitive to the slope of the surface density profile.

Next, we examine how cooling affects F_J . For $\beta \lesssim 10^{-2}$, the results are nearly identical to the locally isothermal case. When $\beta = 0.1$, the angular momentum flux decreases toward the inner disk, being approximately five times smaller at $R/R_p = 0.1$. When $\beta = 1$, the angular momentum flux is roughly half of the locally isothermal value at $R \sim 0.5$ and 1.5 , but it decreases rapidly toward the inner disk, becoming nearly two orders of magnitude smaller at $R/R_p = 0.1$. For $\beta \gtrsim 10$, the angular momentum flux is reduced by more than two orders of magnitudes throughout the disk. Our results are consistent with recent simulations by Su & Bai (2024).

The two-dimensional temperature and density perturbations for simulations with different β values are shown in Figure 6. In the outer disk, we observe that the temperature perturbations are affected by Keplerian motion, with slower cooling leading to a larger azimuthal shift. In the inner disk, both temperature and density perturbations exhibit a checkerboard pattern. However, this checkerboard pattern becomes weaker spiral patterns if the temperature at our inner boundary is reset to the initial temperature without azimuthal variation. As will be shown in a subsequent paper (Zhu et al., in prep), this checkerboard pattern is strongly affected by the inner boundary condition when there is little net angular momentum transport within the disk.

4.4. Simulations with Different Azimuthal Temperature Variations

Azimuthal temperature variations in protoplanetary disks can exhibit different amplitudes and widths. For example, a slightly misaligned inner disk can cast a broader and more gradual shadow onto the outer disk (Facchini et al. 2018). Thus, we adopt different shadow

profiles (shown in Figure 1) in the simulations to explore their effects. We apply $\beta = 10^{-6}$ and $f_{sh} = 0.01$ in all the cases.

The temperature and density perturbations are shown in Figure 7. In cases where the values of $\phi_{T_{low}}$ and $\phi_{T_{high}}$ are exchanged (the leftmost and rightmost panels), the perturbation from one case can be transformed into that of the other case by flipping the sign of the perturbed values and shifting all quantities azimuthally by 90° , as predicted by linear theory. As the transition becomes sharper from the left to the right panels, the spirals become narrower, and higher m modes excite stronger spirals closer to the corotation radius. Consequently, the spirals in cases with sharper transitions more closely resemble those excited by a planet.

The amplitudes of the angular momentum fluxes for these cases are shown in Figure 8. The sharper the shadow, the higher m mode it excites, causing the first flux peaks (adjacent to R_p) to move closer to R_p . When the shadow becomes sharp, as in cases where $\phi_{T_{low}} \gtrsim 60^\circ$, the flux decreases toward smaller radii in the inner disk. This behavior is likely due to wave steepening and shock dissipation (Goodman & Rafikov 2001). The density and velocity perturbations along the azimuthal direction at $R = 0.2R_p$ are shown in Figure 9. Overall, the azimuthal profiles become sharper for sharper shadows. An additional peak besides the $m=2$ mode becomes apparent when $\phi_{T_{low}} \gtrsim 40^\circ$. On the other hand, the amplitudes of the perturbations remain within a factor of three across cases with different shadow sharpness, indicating they are relatively insensitive to the sharpness of the temperature perturbation. The low m mode perturbations still dominate, and the amplitude seems to mostly depend on f_{sh} .

4.5. Simulations with Stronger Shadows

To study the response of the disk to a stronger azimuthal temperature variation in the non-linear regime, we increase f_{sh} from 0.01 to 0.1. Based on the profiles shown in Figure 4 from the linear theory, the density perturbation will reach unity when $f_{sh} = 0.1$. The resulting density perturbation at 2 orbits (at R_p) after adding the shadow is shown in the left panel of Figure 10, which confirms that even $f_{sh} = 0.1$ is sufficient to drive spiral structures of order unity. For comparison, we have also run a hydrodynamical simulation with a M_{th} planet in the disk, and the density perturbation is shown in the right panel of Figure 10. The primary and secondary spirals (Zhu et al. 2015; Bae & Zhu 2018; Miranda & Rafikov 2019) are apparent in the planetary case. The radial profiles of density and velocity perturbations for both cases are shown in Figure 11. Please note that the azimuthally averaged density profiles show ring structures for the shadowed case, which will be discussed in §5.2. Overall, the spirals in these two cases are quite similar in both morphology and amplitude.

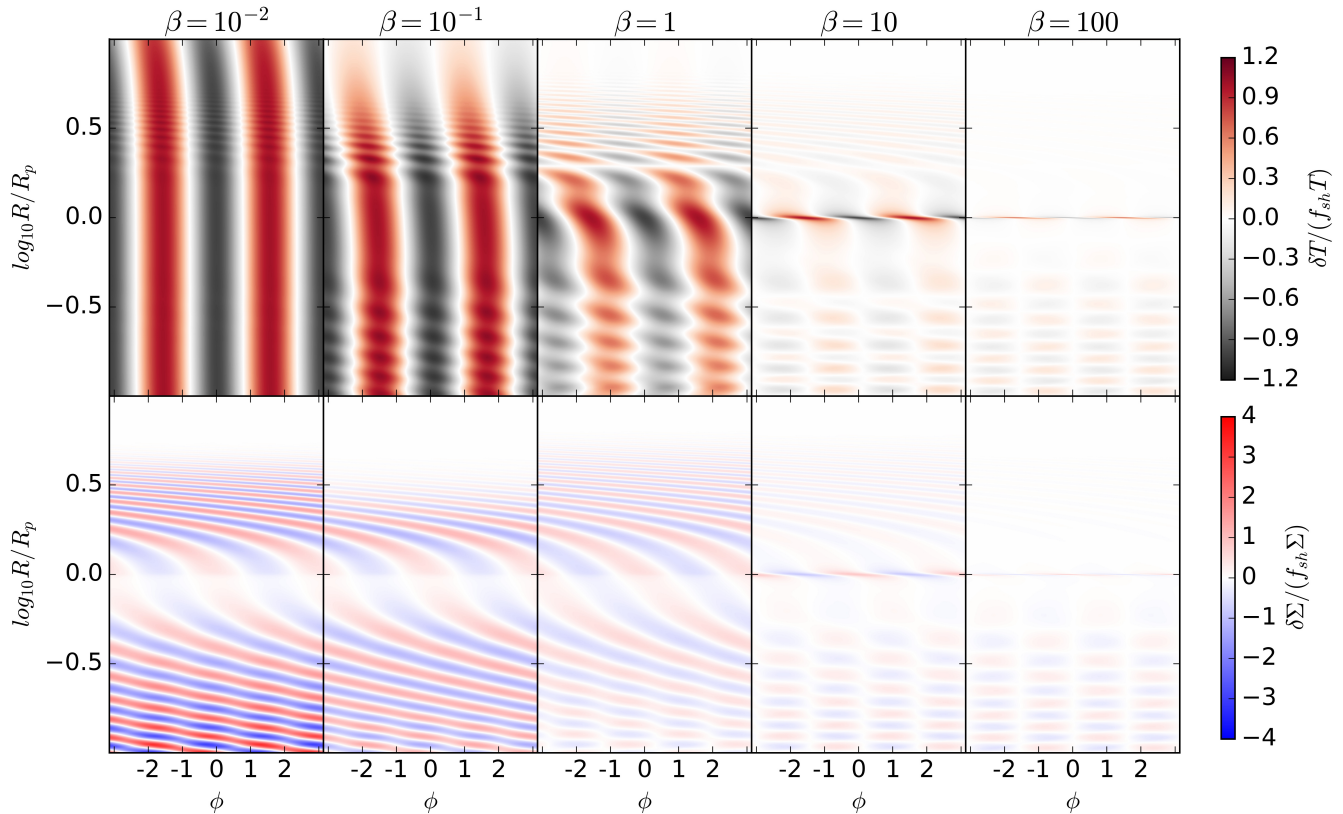


Figure 6. Temperature (upper panels) and density (lower panels) perturbations for simulations with different cooling time (from left to right panels).

When we run the simulations for longer, we notice that the spirals in the shadowed case quickly become unstable and generate oscillatory spirals. We suspect that such instability is due to the Rossby Wave Instability (Lovelace et al. 1999) from the density rings. The resulting spirals could have different pattern speeds from Ω_p . More spirals and gaps are also evident.

5. DISCUSSIONS

5.1. Cooling timescale

Our results indicate that slow cooling with $\beta > 1$ significantly suppresses wave excitation (also in Su & Bai 2024). This phenomenon can be understood as a competition between advection and cooling processes. The timescale for a Keplerian fluid element to traverse one shadow is given by

$$t_{cross} = \frac{2\pi}{m|\Omega_p - \Omega|}. \quad (47)$$

During this time, the irradiation temperature decreases, allowing the disk to cool. If the disk's cooling time is shorter than this crossing time,

$$t_{cool} < \frac{2\pi}{m|\Omega_p - \Omega|}, \quad (48)$$

the disk responds to the drop in irradiation temperature and spiral waves are launched. When $R \ll R_p$

and $m \sim 2$, this condition simplifies to $t_{cool}\Omega < \pi$ or $\beta < \pi$. Therefore, the efficiency of wave excitation by shadows depends on the cooling time – a contrast to wave excitation by a planet, where the planetary potential excites waves with similar F_J independent from the cooling time.

Although our two-dimensional simulations cannot study the disk's vertical motion, we expect that slow cooling could also dampen the vertical motion of disk fluid within the shadow. If the cooling time is shorter than the orbital time, the disk loses thermal support within the shadow. However, a new hydrostatic equilibrium can not establish instantaneously because both the thermal timescale (H/c_s) and the free-fall timescale are on the order of the orbital timescale. As a result, the disk oscillates vertically (Benisty et al. 2017; Zhang & Zhu 2024), which may have observational implications. On the other hand, if the cooling time is too long, the disk remains adiabatic while crossing the shadow, maintaining hydrostatic equilibrium with little vertical motion. Thus, slow cooling will prevent the shadows from generating any disk features in all three dimensions.

In realistic protoplanetary disks, the cooling time depends on factors such as disk opacity, optical depth, and temperature (e.g. Equation 9 in Zhu et al. 2015). Typi-

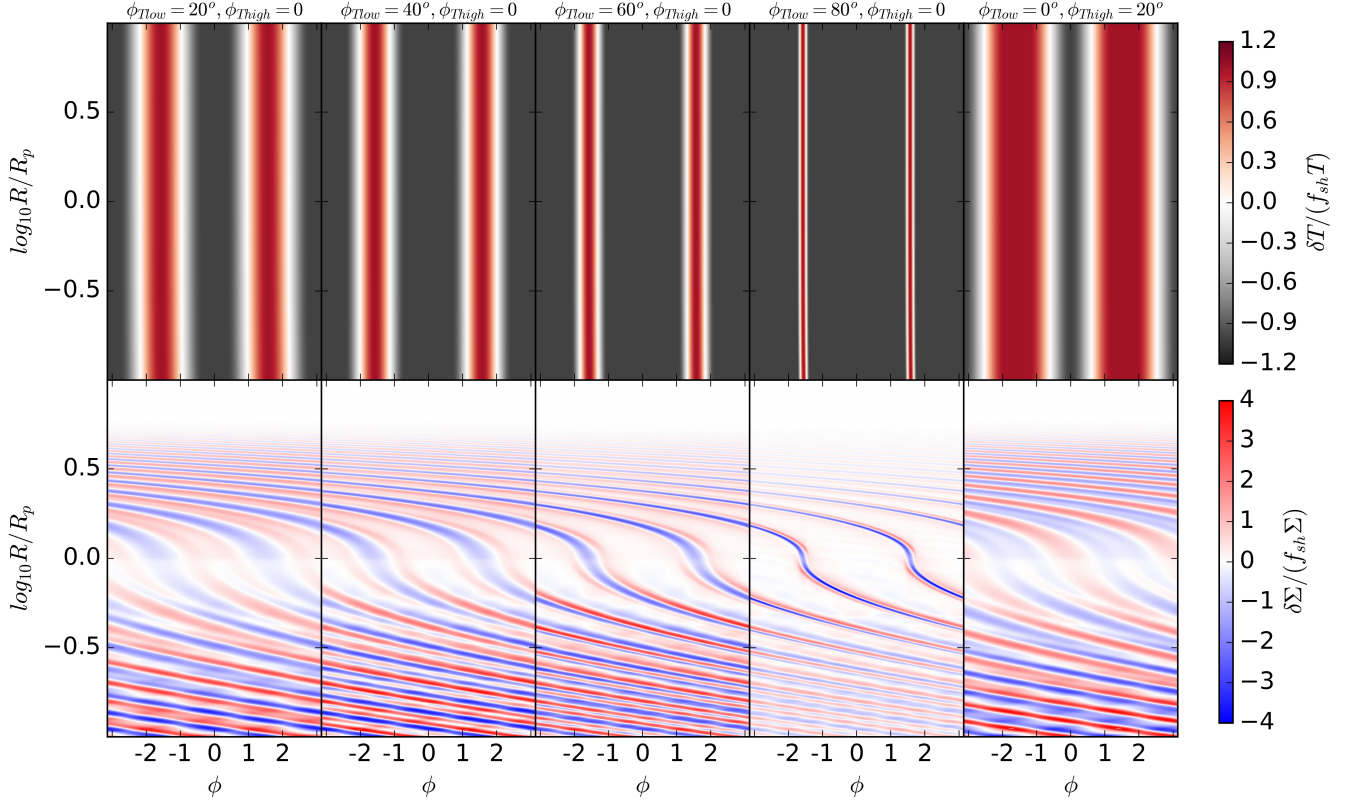


Figure 7. Temperature (upper panels) and density (lower panels) perturbations for simulations with different azimuthal temperature profiles (from left to right panels).

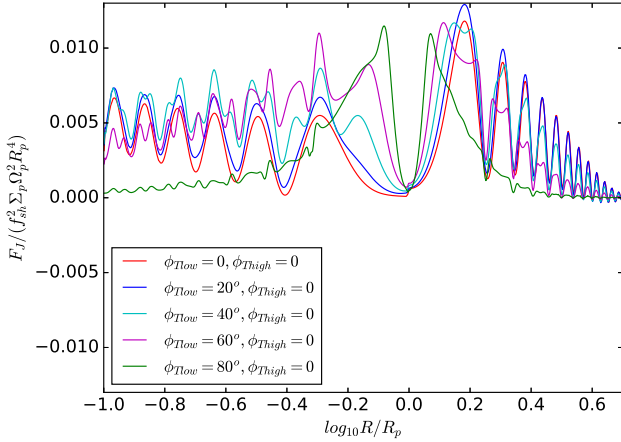


Figure 8. Angular momentum flux in simulations with different azimuthal temperature profiles. The $m=2$ shadow temperature is applied.

cally, $\beta \lesssim 1$ is satisfied at distances of tens of au. Thus, shadow-induced spirals are expected to occur in outer disks, and may explain the spirals observed in some large transitional disks.

5.2. Mass Transport and Accretion

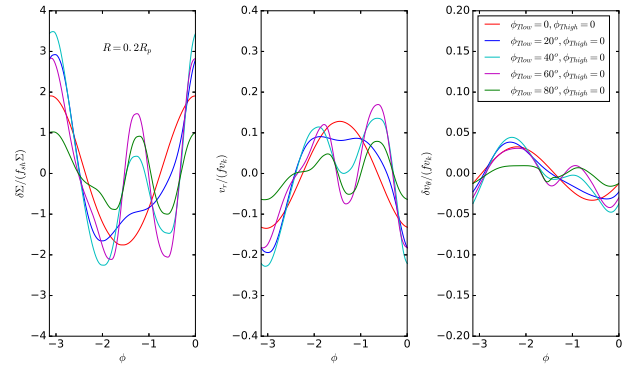


Figure 9. The density and velocity perturbations along the ϕ direction at $R = 0.2R_p$ for simulations with different azimuthal temperature profiles.

The change of the angular momentum flux leads to disk accretion. We can integrate the angular momentum equation along the azimuthal direction,

$$\frac{\partial R \Sigma v_\phi}{\partial t} + \nabla_c \cdot (R \Sigma v v_\phi + P e_\phi) = 0, \quad (49)$$

where ∇_c is the divergence operator in cylindrical or spherical polar coordinates, and then use the mass con-

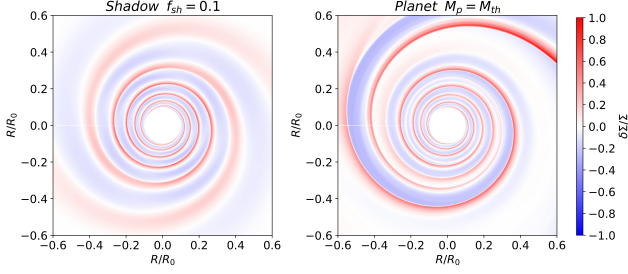


Figure 10. The density perturbations for the $f_{sh} = 0.1$ case and the $M_p = M_{th}$ case. The snapshots are taken at 2 orbital times at R_0 after adding the shadow or planets.

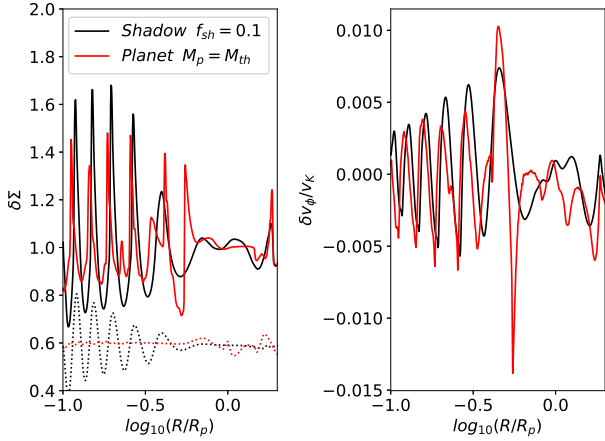


Figure 11. Solid curves: the density and v_ϕ perturbations for the $f_{sh} = 0.1$ case and the $M_p = M_{th}$ case along $\phi = 0$. The dotted curves in the left panel are the azimuthally averaged density perturbations. The curves are shifted by -0.4 for clarity. All data are from Figure 10.

servation equation to derive

$$\frac{\partial \int R \Sigma \delta v_\phi d\phi}{\partial t} = -\frac{1}{R} \frac{\partial}{\partial R} \left(R^2 \int \Sigma v_R \delta v_\phi d\phi \right) - \frac{\dot{M}}{R} \frac{\partial R v_k}{\partial R}, \quad (50)$$

where $\delta v_\phi = v_\phi - v_k$, and $\dot{M} = \int \Sigma v_R R d\phi$. Thus,

$$\dot{M} = -\frac{2}{v_k} \frac{dF_J}{dR} - \frac{2R^2}{v_k} \frac{\partial \int \Sigma \delta v_\phi d\phi}{\partial t}. \quad (51)$$

For a steady state, the second term on the right-hand side becomes zero. However, a steady state is not possible in the shadowed disk case when F_J is oscillatory. Assuming it achieves a steady state, the radially oscillatory F_J then leads to a radially oscillatory \dot{M} which will build up rings and gaps. Figure 11 indeed show that the radial profile of the azimuthally averaged surface density

(the dotted black curve) has rings that correspond to the peaks of F_J in Figure 3¹.

This ring formation is dramatically different from the ring/gap formation in the planetary case. Shown as the red dotted curve in Figure 11, the planetary case does not produce significant rings in such a short amount of time. Since the planet's potential decreases quickly away from the planet, the coupling between the planetary potential and the spirals is weak far away from the planet and F_J is thus smooth there (the blue curve in Figure 3). A smooth F_J can drive disk accretion but can not produce rings. Only if the spirals become non-linear, F_J will decrease suddenly at the shock front, in which case a gap will open at the shocking distance (Goodman & Rafikov 2001).

Although the oscillatory part of the angular momentum flux can lead to rings, the dissipation of the wave's net angular momentum ($F_{J,h}$) could also lead to disk accretion. Goodman & Rafikov (2001) has shown that spirals launched by embedded planets may lead to moderate accretion. They have used the shock dissipation length to estimate dF_J/dR . Although the dissipation length in the shadowed case depends on the shadow's sharpness (§4.4), we assume that it is on the order of R_p as a rough estimate. Based on Equation 43, we could estimate $\dot{M} \sim 40 f_{sh,p}^2 \Sigma_p c_{s,p}^4 \Omega_p^{-3} R_p^{-2}$. If we consider $\dot{M} = 3\pi R \Sigma \alpha c_s^2 / (\Omega R)$, we have

$$\alpha \sim 5 f_{sh}^2 h^2. \quad (52)$$

Thus, if $f_{sh} \sim 0.1$ and $h \sim 0.1$, $\alpha \sim 10^{-3} - 10^{-4}$. On the other hand, our estimate may be too simplified. If the wave is dissipated at a radius that is much smaller than R_p , the equivalent α can be very different. For example, if the wave is dissipated in the cavity of the transitional disk with a small Σ (as in Zhang & Zhu 2024), α can be a lot higher.

5.3. Observational Implications

In this work, we present a linear theory to explain previous simulations that an orbiting temperature perturbation could excite spirals (Montesinos & Cuello 2018; Su & Bai 2024). We show that temperature perturbations are efficient in exciting spirals in disks. Even a 10% temperature variation can excite spirals with an order of unity density change. Since these are still density waves in disks, the temperature-driven spirals have the same pitch angle dependence as the spirals excited by planets. However, temperature-driven spirals differ from planet-driven spirals in several ways.

¹ This ring formation due to the oscillatory F_J may also apply to circumprimary disks in binary systems or circumplanetary disks in planet-star systems, where the companion's gravitational potential remains strong far away from the companion to couple with low- m spirals excited by the companion. The rings observed in circumplanetary disks (e.g., Figure 5 in Zhu et al. 2016 and Figure 4 in Chen et al. 2021) may be attributed to this mechanism.

Firstly, for weak spirals that are in the linear phase, the number and structure of the spirals are directly linked to the specific profiles of the temperature variations. Given that the temperature variations are typically dominated by low- m modes (e.g. two shadows cast by an inner disk), temperature-driven spirals tend to be broader in both radial and azimuthal extends compared to planet-driven spirals which have dominant modes around $m \sim 1/h$. These temperature-driven spirals also exhibit much stronger azimuthal velocity perturbations (Figure 4). However, for stronger spirals, where density perturbation approach unity, the spiral structure is shaped by nonlinear wave-steepening and shock dissipation (e.g. Goodman & Rafikov 2001; Bollati et al. 2021). In this regime, temperature- and planet-driven spirals appear more similar (Figure 11).

Secondly, since temperature variations (e.g., due to shadows) often extend beyond a single corotation radius, the coupling between temperature perturbations and spirals occurs throughout the disk, leading to radially oscillatory angular momentum flux. This promotes ring formation throughout the disk (also true for stationary shadows, Zhu et al. in prep.), which can further lead to vortex formation and disrupt the spiral structures.

Finally, the pattern speed of the spirals is related to the orbital frequency of the temperature variations, which are likely to vary with time. If the temperature variation is due to the shadow cast by a misaligned inner disk, the precession of this inner disk can introduce a time-varying perturbation. The movement of the shadow that is cast by the inner disk onto the outer disk could be quite complex, depending on the precession axis and the relative inclination between the inner and outer disks (equation 54 in Zhu 2019). Depending on these factors, the shadow may sweep across the outer disk in a circular motion or oscillate around fixed position angles. Nevertheless, the precession frequency can still provide a rough estimate of the orbital frequency of the shadow's movement.

Here we consider two scenarios that drive the inner disk precession. The first scenario is that a misaligned inner disk is separated from an outer disk by a low mass companion (e.g. a planet) at R_p with the mass ratio $q \equiv M_p/M_*$. The companion exerts a torque to the inner disk. The precession frequency (Equation 27 in Zhu 2019) is

$$\frac{\omega_s}{\Omega_p} \sim -\frac{7.5 - 3p}{16 - 4p} q \left(\frac{1}{1 + q} \right)^{1/2} \left(\frac{R_{out}}{R_p} \right)^{3/2}, \quad (53)$$

where the circumprimary disk is from 0 to R_{out} with the surface density profile $\Sigma(R) \propto R^{-p}$. Assuming $p = 1$, and $R_{out} \sim 0.5R_p$, we have

$$\frac{\omega_s}{\Omega_p} \sim 0.1 \frac{M_p}{M_*}. \quad (54)$$

Thus, if the inner disk's shadow has the corotation radius of 100 au or $\omega_s = \Omega_k(100au)$, the companion could

be a Jupiter mass planet at 0.2 au, or a 10 Jupiter mass planet at 1 au. On the other hand, the inner and outer disks need to be significantly misaligned or anti-aligned for the spirals moving in the same direction as the outer disk's rotation. If the inner and outer disks are mildly misaligned, the inner disk precesses counter-clockwise with respect to the outer disk's rotation, and the precession does not have Lindblad resonances in the outer disk.

The second scenario is that a misaligned inner circumbinary disk precesses around the binary angular momentum vector and the precessing inner disk casts shadows to the outer disk. The precession frequency is (Lubow & Martin 2018)

$$\frac{\omega_s}{\Omega_b} = \frac{|k|(5 - 2p)a_b^{7/2}}{2(1 + p)r_{in}^{1+p}r_{out}^{5/2-p}} \quad (55)$$

where k is a constant (Appendix A in Lubow & Martin 2018), a_b is the semi-major axis of the binary, and the inner circumbinary disk is from r_{in} to r_{out} with the surface density profile $\Sigma(R) \propto R^{-p}$. If we assume $p = 1$, $r_{in} \sim 2a_b$, and the equal mass binary, we have

$$\omega_s = 0.1\Omega_{out}, \quad (56)$$

where Ω_{out} is the orbital frequency at the disk outer radius r_{out} . If we again assume that the inner disk's shadow has the corotation radius of 100 au, the inner disk should then extend to ~ 20 au around the equal mass binary. Similarly, the inner and outer disks need to be significantly misaligned so that the precession is in the same direction as the outer disk's rotation.

In reality, the shadow's corotation radius may not be within the protoplanetary disk (e.g. a stationary, a very slowly precessing, or a retrograde shadow) and steady spirals may not be launched at Lindblad resonances. However, as will be shown in the subsequent paper (Zhu et al. in prep), spirals can still be launched although they depend on the boundary conditions applied. Many of our orders of magnitude estimates here can still be applied.

6. CONCLUSION

Protoplanetary disks can exhibit asymmetric temperature variations due to phenomena such as shadows cast by the inner disk or localized heating by young planets. We have performed linear analyses to investigate the disk's response to the asymmetric temperature variations. Perturbed quantities are proportional to the amplitude of the temperature variation (f_{sh}). In the special case that the radial density gradient is zero, the temperature perturbation acts through an equivalent potential, analogous to the gravitational potential of a perturbing body. We have also carried out direct numerical simulations to verify our linear analysis and explore the nonlinear effects of strong temperature variations.

The linear analysis and direct numerical simulations show excellent agreement and demonstrate that the effects of temperature variations share similarities with those caused by external gravitational potentials. Specifically, rotating temperature variations launch steady spiral structures at Lindblad resonances, which corotate with the temperature patterns. The only significant difference is that, since the temperature perturbation is non-zero at all radii, it can couple with the spiral patterns and lead to radially varying angular momentum flux throughout the disk. Nevertheless, using the smoothed component of the angular momentum flux, we provide expressions for the amplitudes of the resulting density and velocity perturbations. Compared to planet-driven spirals, temperature-driven spirals tend to be broader in both radial and azimuthal extents and also exhibit much stronger azimuthal velocity perturbations due to its low- m modes.

When the cooling time exceeds the orbital period, these spiral structures are significantly weakened and the angular momentum transport is diminishing. Depending on the boundary conditions, the disk can exhibit a checkerboard pattern instead.

While the azimuthal profiles of the density perturbations are influenced by the azimuthal profiles of the temperature variations, the amplitude of the density pertur-

bations is primarily determined by the magnitude of the temperature variations. Notably, a temperature variation of about 10% can induce spirals with amplitudes of order unity, comparable to those generated by a thermal mass planet.

The radially varying angular momentum flux from the coupling between temperature variations and spirals outside the resonances could result in other substructures (e.g., rings, vortices) within the disk. We speculate that spirals induced by temperature variations may contribute to disk accretion. Overall, the change of irradiation both spatially or/and temporarily may leave observable effects on protoplanetary disks, especially at the outer disk beyond tens of au where cooling is fast.

Z. Z. thank Ryan Miranda for making his linear analysis code publicly available. We thank the anonymous reviewer for helpful comments. Some simulations are carried out using with NASA Pleiades supercomputer. Z. Z. acknowledges support from NASA award 80NSSC22K1413 and NSF award 2408207. S.Z. acknowledge support by NASA through the NASA Hubble Fellowship grant #HST-HF2-51568 awarded by the Space Telescope Science Institute, which is operated by the Association of Universities for Research in Astronomy, Inc., for NASA, under contract NAS5-26555.

REFERENCES

- Andrews, S. M. 2020, *ARA&A*, 58, 483
- Arce-Tord, C., Casassus, S., Dent, W. R. F., et al. 2023, *MNRAS*, 526, 2077
- Bae, J., Isella, A., Zhu, Z., et al. 2023, in *Astronomical Society of the Pacific Conference Series*, Vol. 534, *Protostars and Planets VII*, ed. S. Inutsuka, Y. Aikawa, T. Muto, K. Tomida, & M. Tamura, 423
- Bae, J., & Zhu, Z. 2018, *ApJ*, 859, 118
- Benisty, M., Stolker, T., Pohl, A., et al. 2017, *A&A*, 597, A42
- Benisty, M., Dominik, C., Follette, K., et al. 2023, in *Astronomical Society of the Pacific Conference Series*, Vol. 534, *Protostars and Planets VII*, ed. S. Inutsuka, Y. Aikawa, T. Muto, K. Tomida, & M. Tamura, 605
- Bollati, F., Lodato, G., Price, D. J., & Pinte, C. 2021, *MNRAS*, 504, 5444
- Casassus, S., Wright, C. M., Marino, S., et al. 2015, *ApJ*, 812, 126
- Chen, C., Yang, C.-C., Martin, R. G., & Zhu, Z. 2021, *MNRAS*, 500, 2822
- Cimerman, N. P., & Rafikov, R. R. 2024, *MNRAS*, 528, 2358
- Cleeves, L. I., Bergin, E. A., & Harries, T. J. 2015, *ApJ*, 807, 2
- Cuello, N., Montesinos, M., Stammler, S. M., Louvet, F., & Cuadra, J. 2019, *A&A*, 622, A43
- Facchini, S., Juhász, A., & Lodato, G. 2018, *MNRAS*, 473, 4459
- Goldreich, P., & Tremaine, S. 1979, *ApJ*, 233, 857
- . 1980, *ApJ*, 241, 425
- Goodman, J., & Rafikov, R. R. 2001, *ApJ*, 552, 793
- Korycansky, D. G., & Pollack, J. B. 1993, *Icarus*, 102, 150
- Lesur, G., Flock, M., Ercolano, B., et al. 2023, in *Astronomical Society of the Pacific Conference Series*, Vol. 534, *Protostars and Planets VII*, ed. S. Inutsuka, Y. Aikawa, T. Muto, K. Tomida, & M. Tamura, 465
- Lin, M.-K., & Youdin, A. N. 2015, *ApJ*, 811, 17
- Lovelace, R. V. E., Li, H., Colgate, S. A., & Nelson, A. F. 1999, *ApJ*, 513, 805
- Lubow, S. H., & Martin, R. G. 2018, *MNRAS*, 473, 3733
- Marino, S., Perez, S., & Casassus, S. 2015, *ApJL*, 798, L44
- Miranda, R., & Rafikov, R. R. 2019, *ApJ*, 875, 37
- . 2020, *ApJ*, 892, 65
- Montesinos, M., & Cuello, N. 2018, *MNRAS*, 475, L35
- Montesinos, M., Cuello, N., Olofsson, J., et al. 2021, *ApJ*, 910, 31
- Montesinos, M., Perez, S., Casassus, S., et al. 2016, *ApJL*, 823, L8

- Muley, D., Melon Fuksman, J. D., & Klahr, H. 2024, *A&A*, 687, A213
- Nelson, R. P., Gressel, O., & Umurhan, O. M. 2013, *MNRAS*, 435, 2610
- Pinte, C., Teague, R., Flaherty, K., et al. 2023, in *Astronomical Society of the Pacific Conference Series*, Vol. 534, *Protostars and Planets VII*, ed. S. Inutsuka, Y. Aikawa, T. Muto, K. Tomida, & M. Tamura, 645
- Qian, Y., & Wu, Y. 2024, arXiv e-prints, arXiv:2407.09613
- Safonov, B. S., Strakhov, I. A., Goliguzova, M. V., & Voziakova, O. V. 2022, *AJ*, 163, 31
- Stone, J. M., Tomida, K., White, C. J., & Felker, K. G. 2020, *ApJS*, 249, 4
- Su, Z., & Bai, X.-N. 2024, arXiv e-prints, arXiv:2407.12659
- Ubeira Gabellini, M. G., Miotello, A., Facchini, S., et al. 2019, *MNRAS*, 486, 4638
- Zhang, S., & Zhu, Z. 2024, arXiv e-prints, arXiv:2409.08373
- Zhang, S., Zhu, Z., & Jiang, Y.-F. 2024, *ApJ*, 968, 29
- Zhu, Z. 2015, *ApJ*, 799, 16
- . 2019, *MNRAS*, 483, 4221
- Zhu, Z., Dong, R., Stone, J. M., & Rafikov, R. R. 2015, *ApJ*, 813, 88
- Zhu, Z., Ju, W., & Stone, J. M. 2016, *ApJ*, 832, 193
- Zhu, Z., & Zhang, R. M. 2022, *MNRAS*, 510, 3986
- Ziampras, A., Dullemond, C. P., Birnstiel, T., Benisty, M., & Nelson, R. P. 2024, arXiv e-prints, arXiv:2410.13932